



HAL
open science

Continuous flow ring-closing metathesis, an environmentally-friendly route to 2,5-dihydro-1H-pyrrole-3-carboxylates

Marcin Drop, Xavier Bantreil, Katarzyna Grychowska, Gilbert Umuhire Mahoro, Evelina Colacino, Maciej Pawlowski, Jean Martinez, Gilles Subra, Pawel Zajdel, Frédéric Lamaty

► To cite this version:

Marcin Drop, Xavier Bantreil, Katarzyna Grychowska, Gilbert Umuhire Mahoro, Evelina Colacino, et al.. Continuous flow ring-closing metathesis, an environmentally-friendly route to 2,5-dihydro-1H-pyrrole-3-carboxylates. *Green Chemistry*, 2017, 19 (7), pp.1647-1652. 10.1039/c7gc00235a . hal-02385309

HAL Id: hal-02385309

<https://hal.science/hal-02385309>

Submitted on 4 Jan 2021

HAL is a multi-disciplinary open access archive for the deposit and dissemination of scientific research documents, whether they are published or not. The documents may come from teaching and research institutions in France or abroad, or from public or private research centers.

L'archive ouverte pluridisciplinaire **HAL**, est destinée au dépôt et à la diffusion de documents scientifiques de niveau recherche, publiés ou non, émanant des établissements d'enseignement et de recherche français ou étrangers, des laboratoires publics ou privés.



Continuous flow ring-closing metathesis, an environmentally-friendly route to 2,5-dihydro-1*H*-pyrrole-3-carboxylates†

Marcin Drop,^a Xavier Bantreil,^b Katarzyna Grychowska,^a Gilbert Umuhire Mahoro,^b Evelina Colacino,^b Maciej Pawtowski,^a Jean Martinez,^{b,c} Gilles Subra,^c Pawel Zajdel^a and Frédéric Lamaty^{*b}

2,5-Dihydro-1*H*-pyrrole-3-carboxylates are important building blocks for the synthesis of high value pyrroles and pyrroloquinoline derivatives with interesting biological activities. The use of continuous flow allowed us to perform a key synthetic step, namely ruthenium-catalyzed ring-closing metathesis, with a residence time of 1 min at 120 °C. Dimethyl carbonate, a green solvent, was demonstrated for the first time to be an excellent solvent for this reaction in continuous flow. The continuous flow conditions proved to be general and the scale-up of this reaction was not only possible, but also highly efficient. Conversion of 10 grams of diene was realized in 37 minutes under continuous flow, yielding the desired heterocycle in 91% yield.

Introduction

Olefin metathesis is increasingly used at the industrial level for the synthesis of API (Active Pharmaceutical Ingredients).¹ For example, ring-closing metathesis (RCM) was applied in the synthesis of ciluprevir (BILN-2061), a pseudopeptide inhibitor of HCV NS3 protease (Fig. 1).² Vaniprevir (MH-7009), a ciluprevir analog whose synthesis also requires a RCM step, is now being evaluated in phase III clinical trials.³ The six-membered ring oseltamivir phosphate, also known as Tamiflu, and used in the treatment of influenza, could also be synthesized thanks to a RCM process.⁴ The seven-membered heterocyclic ring in SB-462795, a cathepsin K inhibitor for the treatment of osteoporosis, was also obtained using RCM as a key step.⁵

In this context, besides our general interest in olefin metathesis, specifically using greener solvents such as poly(ethylene)glycol, glycerol and water,⁶ we recently demonstrated that 2,5-dihydro-1*H*-pyrrole-3-carboxylates could be obtained *via* ring-closing metathesis (RCM) using ethyl acetate as a solvent and 1 mol% of **NO₂-Grela**⁷ as a catalyst (Fig. 2). These compounds were then converted efficiently into the corresponding pyrroles, which are highly versatile building blocks for biologically active compounds (Scheme 1).⁸ We also demonstrated that the 2,5-dihydro-1*H*-pyrrole-3-carboxylate **2a** was a highly significant intermediate in the synthesis of pyrroloquinolines,⁹ which behave as 5-HT₆ receptor neutral antagonists. These compounds, displaying pro-cognitive properties, might be useful in the treatment of the cognitive decline associated with Alzheimer's disease and cognitive disorders caused by genetic abnormalities.^{9a,10} Ring-closing metathesis on substrates similar to **1a**, bearing an electron-withdrawing group on the olefin, is usually more difficult than RCM of benchmark substrates such as diallyltosyl amine.¹¹ An improvement of the

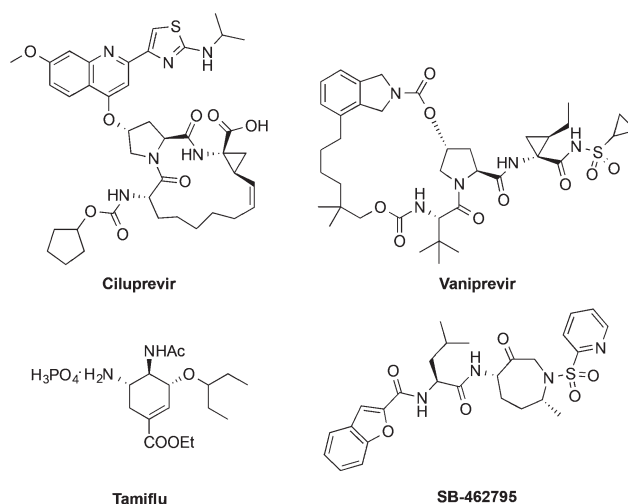


Fig. 1 Pharmaceutical drugs synthesized using olefin metathesis.

^aDepartment of Medicinal Chemistry, Jagiellonian University Medical College, 9 Medyczna Street, 30-688 Krakow, Poland

^bInstitut des Biomolécules Max Mousseron (IBMM) UMR 5247, CNRS, Université de Montpellier, ENSCM, Université de Montpellier, Campus Triolet Place Eugène Bataillon, 34095 Montpellier cedex 5, France.

E-mail: frederic.lamaty@umontpellier.fr

^cInstitut des Biomolécules Max Mousseron (IBMM) UMR 5247, CNRS, Université de Montpellier, ENSCM, Bâtiment E, Faculté de Pharmacie 15, avenue Charles Flahault BP14491, 34093 Montpellier cedex 5, France

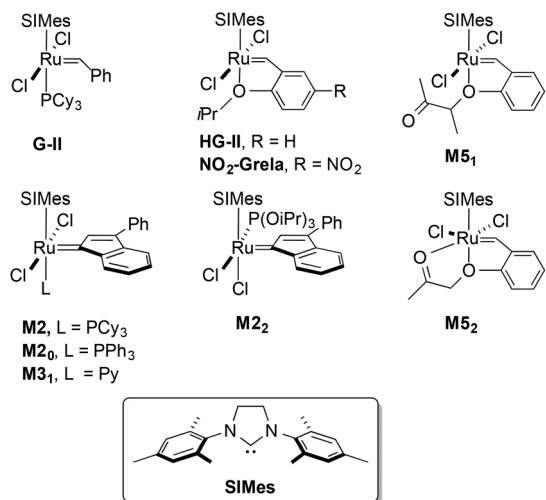
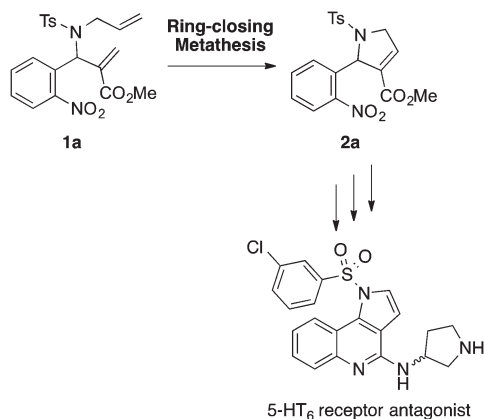


Fig. 2 Structure of the catalysts screened in this study.



Scheme 1 Synthesis of high value molecules through metathesis.^{9a}

method consisted in performing the reaction under microwave activation, which allowed reducing the reaction time to 5 min.^{9c,11b,g,h} However, scalability of the microwave conditions still represents a huge challenge for this method. One efficient way to circumvent this issue would be to use continuous flow chemistry. Indeed, high temperature microwave synthesis could be easily translated to continuous flow synthesis, since both techniques allow efficient heating/cooling and generation of a superheated solvent.¹² In order to obtain the reaction conditions that could be applicable on even a larger scale, we decided to focus on the RCM of **1a** using continuous flow chemistry. Continuous flow is increasingly prevalent in organic chemistry,¹³ providing several advantages over batch synthesis.¹⁴ As small quantities of reagents are in contact with each other in microfluidic systems, a perfect control of stoichiometry,¹⁵ important for the selectivity of reactions, as well as the control of exothermic reactions,¹⁶ could be envisaged. In addition, versatile conditions, in terms of temperature, pressure and flow rates, could be applied to facilitate the optimisation process.

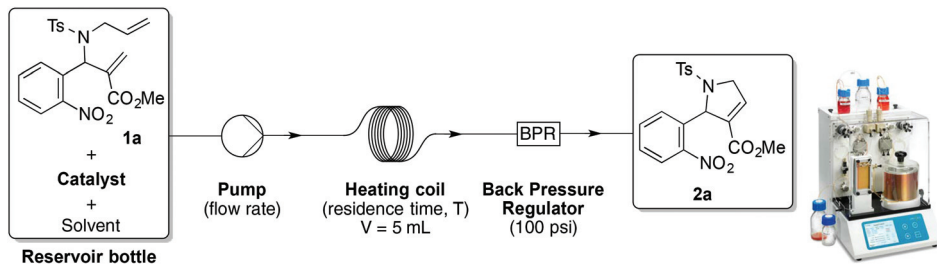
Literature reports dealing with ruthenium-catalyzed metathesis under continuous flow conditions remain scarce¹⁷ and focus mostly on the development of heterogeneous catalysts.¹⁸ Since, for the moment, most heterogeneous catalysts show limited recyclability, our approach was to focus on the development of environmentally friendly conditions using easily available homogeneous catalysts.

Results and discussion

Reactions were performed using a Uniqsis Flowsyn system, and reagents (substrates and catalysts) were dissolved together in a single reservoir bottle prior to pumping into the residence coil. To make sure that this methodology could be robust and practically scalable, reactions were performed in air using ACS grade solvents, without degassing or drying. Second generation commercially available catalysts, bearing *N,N'*-bis(2,4,6-trimethylphenyl)imidazolin-2-ylidene (SIMes) as the NHC ligand, from different families, were tested (Fig. 2). Benzylidene (**G-II**¹⁹), boomerang-type (**HG-II**²⁰ and **NO₂-Grela**⁷), “Scorpio”²¹ (**M5₁**²² and **M5₂**²³) and robust indenylidene²⁴ (**M2**,²⁵ **M2₀**, **M3₁**, **M2₂**²⁶) catalysts were screened in the RCM of compound **1a**, with an *o*-NO₂ phenyl ring, in dichloromethane as a solvent, at 90 °C, with a residence time of 30 min and 3 mol% of ruthenium catalyst (Table 1, entry 1). Pre-catalysts **M5₁**, **HG-II**, **M2** and **M2₀**, which are more resistant to temperature than **G-II**, **NO₂-Grela**, **M5₂** and **M3₁**, gave the best HPLC conversions (up to 98%). Using **M2** as a catalyst, reducing the catalyst loading from 3 to 2 mol% was detrimental to the reaction. While decreasing the residence time to 20 min at 90 °C resulted in a lower conversion, a concomitant increase of temperature to 110 °C allowed us to obtain 94% conversion in only 5 min.²⁷ It is important to note that traces (up to 5%) of isomerization of **1a**, resulting from the formation of a ruthenium hydride species,^{6b} were detected in the crude reaction mixtures; interestingly, the percentage of isomerization was below 1% when **M5₂**, **M2**, **M2₀** and **M3₁** were used.²⁷

Although these conditions could be suitable for efficient RCM, in a continuous effort to find environmentally friendly conditions,^{6a-e} we decided to search for a greener solvent than dichloromethane. Previous studies in batch showed that ethyl acetate and dimethyl carbonate (DMC) could be suitable solvents for RCM.²⁸ In addition, these solvents were classified as non-toxic for the industrial synthesis of API.²⁹ Since it was an appropriate solvent for the RCM of **1a** in batch,⁸ ethyl acetate was first tested (Table 1, entry 2). Reactions using **HG-II**, **M5₁** and **M2₂** gave interesting HPLC conversions (>85%) in AcOEt, but the results were not better than those in dichloromethane. DMC was then evaluated in continuous flow RCM for the first time, to the best of our knowledge. To our delight, catalysts **HG-II** and **M2** gave excellent results under the conditions tested. Catalyst **M2**, which is a highly stable indenylidene-type pre-catalyst, allowed reaching almost full conversion when reactions were performed at 110 °C for 5 min or at 120 °C for 1 min (Table 1, entries 6–8). However, **HG-II** gave a lower con-

Table 1 Optimization of the RCM continuous flow conditions^a



Entry	Solvent	T (°C)	Res. time (min)	HPLC conv. (%)								
				G-II	NO ₂ -Grela	HG-II	M5 ₁	M5 ₂	M2	M2 ₀	M3 ₁	M2 ₂
1	CH ₂ Cl ₂	90	30	72	74	94	96	14	98(84) ^b	94	25	35
2	AcOEt	90	30	75	73	95	85	22	23	60	23	88
3	DMC	90	30	74	84	94	82	10	98	50	21	75
4	DMC	110	5	76	85	94	78	7	98	57	11	77
5		120	1	71	73	85	69	5	96	46	19	53
6		130	5									92

^a Reaction conditions: **1a** (0.125 mmol), catalyst (3 mol%), solvent (1 mL), T, residence time; HPLC conversions of **1a** into **2a** are given. See Table S1 in ESI for the complete optimization. ^b 2 mol% catalyst was used.

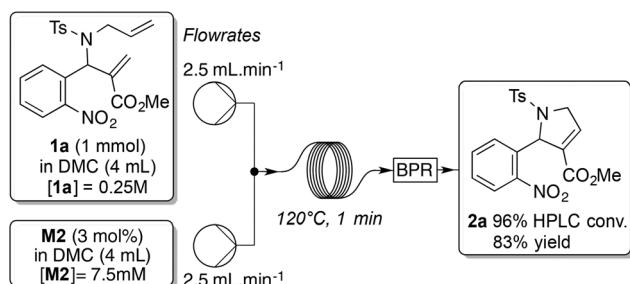
version at 120 °C, probably because of a slightly lower thermal stability. Additionally, isomerisation of **1a** was observed when **HG-II** was used (up to 5%). Finally, a third interesting set of conditions was found with catalyst **M2₂**, which has a latent character that already proved to be useful in RCM and polymerisation reactions.^{26,30} At 130 °C, catalyst **M2₂** gave 92% conversion within only 5 min reaction (Table 1, entry 6).

As stated above, reactions were run using one solution that was pumped into the residence coil. Since catalyst decomposition could occur rapidly when the catalyst is in the presence of an alkene substrate, through the formation of a ruthenium methylidene species,³¹ reactions were also performed using two separate solutions, one containing the substrate **1a**, and the other one containing the catalyst. Catalyst **M2**, which is temperature stable and gave the best results in DMC, and **M3₁**, which activates faster and thus is more prone to decomposition, were tested. Then, the substrate and catalyst solutions were pumped at the same flow rate and mixed in a coil heated at 120 °C. After a residence time of 1 min, as for Table 1, entry 5,

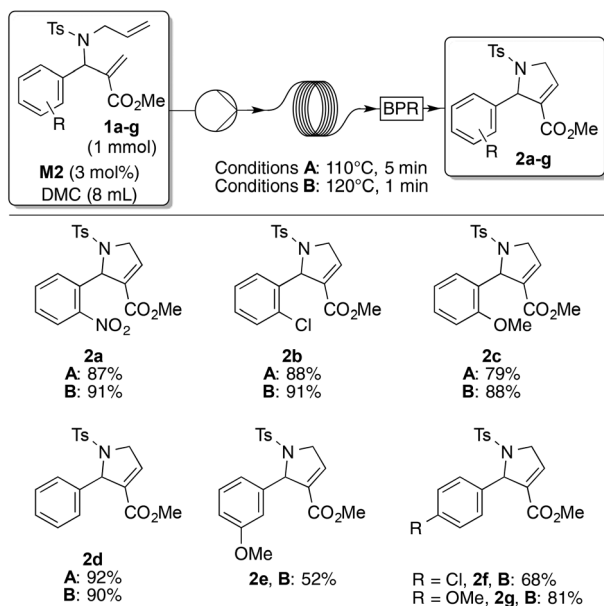
conversions reached 96% and 19% with **M2** and **M3₁** resp., similar to the ones obtained in the one pump experiments. This demonstrates that decomposition, if happening, does not distort the results obtained in Table 1 using a single reservoir bottle. Performed on a 1 mmol scale, conditions with **M2** using two separate solutions gave, after 1 min residence time at 120 °C, filtration over silica, evaporation and precipitation in diethyl ether, the cyclized compound **2a** in 83% yield (Scheme 2). Such a result permits to envision the use of an automated system, allowing the screening of substrates or catalysts.

In the next step, we investigated the utility of the developed method for the RCM of compounds **1b–g**, bearing different substituents on the phenyl ring (Scheme 3). Two sets of experimental conditions (A: 110 °C for 5 min and B: 120 °C for 1 min) were compared using substrates **1a–d** to select the one that would give the best results. Compounds **2a–d**, bearing respectively a nitro group, a chlorine atom, a methoxy group or a hydrogen atom in *ortho* position of the phenyl ring, were obtained through RCM, after evaporation and precipitation in diethyl ether. Experimental conditions B resulted in a shorter reaction time and provided slightly better yields. Conditions B were thus selected and applied to substrates **1e–g**, bearing a chlorine atom or a methoxy group either in *meta* or *para* position of the phenyl ring. Compounds **2e, 2f** and **2g** were isolated in 52%, 68% and 81% yields, respectively. In all cases, conversion was almost complete and neither degradation nor intermolecular unwanted side reactions that would have given dimer side-products was observed. Moderate yields were mainly due to incomplete precipitation during product isolation.²⁷

Continuous flow is an innovative technology since, once optimal conditions are found, they can be directly applied for reaction scale-up. The RCM of 10 g (23 mmol) of compound **1a**



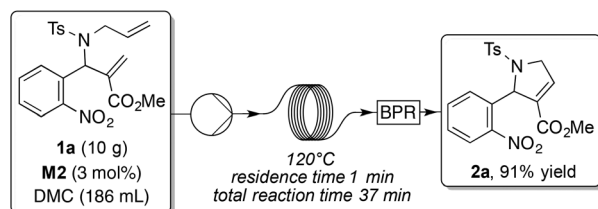
Scheme 2 Continuous flow RCM of **1a** using 2 pumps.



Scheme 3 Continuous flow metathesis of substrates **1a-g**. Reaction conditions: **1a-g** (1.0 mmol), **M2** (3 mol%), **DMC** (8 mL), 110 °C, 5 min (conditions A) or 120 °C, 1 min (conditions B). Isolated yields are given.

was thus attempted, using 3 mol% of **M2** catalyst in **DMC**, with a reaction coil heated at 120 °C and a flow rate to ensure a 1 min residence time. Gratifyingly, 10 g of substrate were pumped into the continuous flow system within 37 min and the cyclized dihydropyrrole **2a** could be isolated in 91% yield, which is exactly the same yield as that obtained on a 1 mmol scale (Scheme 4). In comparison, RCM of 15 g of **1a** in batch gave less satisfying results.⁸ To confirm that the RCM reaction proceeded in the reaction coil and not in the reservoir bottle before pumping into the coil, the conversion was checked, in the reservoir solution, after 37 min. Less than 5% conversion was measured, demonstrating that the RCM process required heating at 120 °C in continuous flow.

Since **HG-II** is one of the most used catalysts for API synthesis, it was also evaluated on a larger scale using conditions from Table 1, entry 4. Thus, on a 2 mmol scale with a residence time of 5 min at 110 °C in **DMC**, the cyclized compound **2a** was isolated in 92% yield. The total reaction time was 16 min in this case. **HG-II** is thus a good candidate for large scale RCM, even though, on the same scale, the total reaction time would be longer than that with **M2**. In addition, isomeri-



Scheme 4 Continuous flow RCM of 10 g of **1a** in 37 min.

zation of **1a** also occurred on this scale; the undesired isomer was separated from **2a** upon precipitation, and then isolated and fully characterized.²⁷

Conclusions

We reported in this study a highly efficient continuous flow protocol allowing the ring-closing metathesis of dienes **1a-g** to obtain 2,5-dihydro-1*H*-pyrroles **2a-g**. We demonstrated that dimethyl carbonate, an environmentally friendly solvent, was an excellent solvent for the metathesis reaction in flow, which could be completed within 1 min at 120 °C. In addition, scaling-up the reaction using continuous flow, from 1 to 23 mmol, did not change the outcome of the ring-closing metathesis, and yielded the cyclized compound **2a** in 91% yield after 37 min.

Acknowledgements

We acknowledge the financial support from the University of Montpellier, CNRS, National Science Center, Poland (grant no. 2016/21/B/NZ7/01742), Institut Carnot Chimie Balard through ANR programme no. 11 CARN 0001-01, and the PHC Polonium programme (French Embassy in Poland/French Ministry of Foreign Affairs and International Development). M. D. thanks the Erasmus+ Programme for a fellowship. Umicore AG & Co. KG is gratefully acknowledged for the gift of catalysts **M2**, **M2₀**, **M3₁**, **M5₁** and **M5₂**. Materia, Inc. is gratefully acknowledged for the gift of the catalyst **HG-II**.

Notes and references

- (a) C. S. Higman, J. A. M. Lummiss and D. E. Fogg, *Angew. Chem., Int. Ed.*, 2016, **55**, 3552; (b) G. Trimmel and C. Slugovc, *Monatsh. Chem.*, 2015, **146**, 1031.
- M. Llinas-Brunet, M. D. Bailey, G. Bolger, C. Brochu, A.-M. Faucher, J. M. Ferland, M. Garneau, E. Ghro, V. Gorys, C. Grand-Maitre, T. Halmos, N. Lapeyre-Paquette, F. Liard, M. Poirier, M. Rheume, Y. S. Tsantrizos and D. Lamarre, *J. Med. Chem.*, 2004, **47**, 1605.
- (a) J. A. McCauley, C. J. McIntyre, M. T. Rudd, K. T. Nguyen, J. J. Romano, J. W. Butcher, K. F. Gilbert, K. J. Bush, M. K. Holloway, J. Swestock, B.-L. Wan, S. S. Carroll, J. M. DiMuzio, D. J. Graham, S. W. Ludmerer, S.-S. Mao, M. W. Stahlhut, C. M. Fandozzi, N. Trainor, D. B. Olsen, J. P. Vacca and N. J. Liverton, *J. Med. Chem.*, 2010, **53**, 2443; (b) N. J. Liverton, S. S. Carroll, J. Dimuzio, C. Fandozzi, D. J. Graham, D. Hazuda, M. K. Holloway, S. W. Ludmerer, J. A. McCauley, C. J. McIntyre, D. B. Olsen, M. T. Rudd, M. Stahlhut and J. P. Vacca, *Antimicrob. Agents Chemother.*, 2010, **54**, 305.
- (a) H.-S. Oh and H.-Y. Kang, *J. Org. Chem.*, 2012, **77**, 8792; (b) X. Cong and Z.-J. Yao, *J. Org. Chem.*, 2006, **71**, 5365.

- 5 H. Wang, H. Matsuhashi, B. D. Doan, S. N. Goodman, X. Ouyang and W. M. Clark, *Tetrahedron*, 2009, **65**, 6291.
- 6 (a) L. Laville, C. Charnay, F. Lamaty, J. Martinez and E. Colacino, *Chem. – Eur. J.*, 2012, **18**, 760; (b) X. Bantreil, M. Sidi-Ykhlef, L. Aringhieri, E. Colacino, J. Martinez and F. Lamaty, *J. Catal.*, 2012, **294**, 113; (c) E. Colacino, J. Martinez and F. Lamaty, *Coord. Chem. Rev.*, 2007, **251**, 726; (d) N. Bakhrou, F. Lamaty, J. Martinez and E. Colacino, *Tetrahedron Lett.*, 2010, **51**, 3935; (e) M. Sacco, C. Charnay, F. De Angelis, M. Radoiu, F. Lamaty, J. Martinez and E. Colacino, *RSC Adv.*, 2015, **5**, 16878.
- 7 (a) K. Grela, S. Harutyunyan and A. Michrowska, *Angew. Chem., Int. Ed.*, 2002, **41**, 4038; (b) A. Michrowska, R. Bujok, S. Harutyunyan, V. Sashuk, G. Dolgonos and K. Grela, *J. Am. Chem. Soc.*, 2004, **126**, 9318.
- 8 K. Grychowska, B. Kubica, M. Drop, E. Colacino, X. Bantreil, M. Pawłowski, J. Martinez, G. Subra, P. Zajdel and F. Lamaty, *Tetrahedron*, 2016, **72**, 7462.
- 9 (a) K. Grychowska, G. Satala, T. Kos, A. Partyka, E. Colacino, S. Chaumont-Dubel, X. Bantreil, A. Wesolowska, M. Pawłowski, J. Martinez, P. Marin, G. Subra, A. J. Bojarski, F. Lamaty, P. Popik and P. Zajdel, *ACS Chem. Neurosci.*, 2016, **7**, 972; (b) P. Zajdel, K. Grychowska, F. Lamaty, E. Colacino, X. Bantreil, J. Martinez, M. Pawłowski, G. Satala, A. J. Bojarski, A. Partyka, A. Wesolowska, T. Kos, P. Popik and G. Subra, *WO 2015012704A1*, 2015; (c) H. Benakki, E. Colacino, C. Andre, F. Guenoun, J. Martinez and F. Lamaty, *Tetrahedron*, 2008, **64**, 5949.
- 10 W. Deraredj Nadim, S. Chaumont-Dubel, F. Madouri, L. Cobret, M.-L. De Tauzia, P. Zajdel, H. Bénédicti, P. Marin and S. Morisset-Lopez, *Proc. Natl. Acad. Sci. U. S. A.*, 2016, **113**, 12310.
- 11 (a) J. M. Kim, K. Y. Lee, S. Lee and J. N. Kim, *Tetrahedron Lett.*, 2004, **45**, 2805; (b) V. Declerck, P. Ribière, J. Martinez and F. Lamaty, *J. Org. Chem.*, 2004, **69**, 8372; (c) S. Varray, R. Lazaro, J. Martinez and F. Lamaty, *Organometallics*, 2003, **22**, 2426; (d) T. A. Kirkland and R. H. Grubbs, *J. Org. Chem.*, 1997, **62**, 7310; (e) L. Hyltoft and R. Madsen, *J. Am. Chem. Soc.*, 2000, **122**, 8444; (f) S. Gessler, S. Randl and S. Blechert, *Tetrahedron Lett.*, 2000, **41**, 9973; (g) C. Yang, W. V. Murray and L. J. Wilson, *Tetrahedron Lett.*, 2003, **44**, 1783; (h) D. Balan and H. Adolfsson, *Tetrahedron Lett.*, 2004, **45**, 3089.
- 12 T. Razzaq and C. O. Kappe, *Chem. – Asian J.*, 2010, **5**, 1274.
- 13 R. Porta, M. Benaglia and A. Puglisi, *Org. Process Res. Dev.*, 2016, **20**, 2.
- 14 (a) L. Vaccaro, D. Lanari, A. Marrocchi and G. Strappaveccia, *Green Chem.*, 2014, **16**, 3680; (b) J. C. Pastre, D. L. Browne and S. V. Ley, *Chem. Soc. Rev.*, 2013, **42**, 8849; (c) B. Gutmann, D. Cantillo and C. O. Kappe, *Angew. Chem., Int. Ed.*, 2015, **54**, 6688; (d) S. V. Ley, D. E. Fitzpatrick, R. M. Myers, C. Battilocchio and R. J. Ingham, *Angew. Chem., Int. Ed.*, 2015, **54**, 10122; (e) S. V. Ley, D. E. Fitzpatrick, R. J. Ingham and R. M. Myers, *Angew. Chem., Int. Ed.*, 2015, **54**, 3449.
- 15 (a) T. Fukuyama, H. Chiba, H. Kuroda, T. Takigawa, A. Kayano and K. Tagami, *Org. Process Res. Dev.*, 2016, **20**, 503; (b) D. Webb and T. F. Jamison, *Org. Lett.*, 2012, **14**, 2465.
- 16 (a) B. J. Deadman, S. G. Collins and A. R. Maguire, *Chem. – Eur. J.*, 2015, **21**, 2298; (b) M. Movsisyan, E. I. P. Delbeke, J. K. E. T. Berton, C. Battilocchio, S. V. Ley and C. V. Stevens, *Chem. Soc. Rev.*, 2016, **45**, 4892.
- 17 (a) K. A. Alexander, E. A. Paulhus, G. M. L. Lazarus and N. E. Leadbeater, *J. Organomet. Chem.*, 2016, **812**, 74; (b) E. Comer and M. G. Organ, *J. Am. Chem. Soc.*, 2005, **127**, 8160; (c) C. Schotten, D. Plaza, S. Manzini, S. P. Nolan, S. V. Ley, D. L. Browne and A. Lapkin, *ACS Sustainable Chem. Eng.*, 2015, **3**, 1453.
- 18 (a) E. Riva, A. Rencurosi, S. Gagliardi, D. Passarella and M. Martinelli, *Chem. – Eur. J.*, 2011, **17**, 6221; (b) K. Skowerski, C. Wierzbicka and K. Grela, *Curr. Org. Chem.*, 2013, **17**, 2740; (c) R. Duque, E. Ochsner, H. Clavier, F. Caijo, S. P. Nolan, M. Mauduit and D. J. Cole-Hamilton, *Green Chem.*, 2011, **13**, 1187; (d) A. Michrowska, K. Mennecke, U. Kunz, A. Kirschning and K. Grela, *J. Am. Chem. Soc.*, 2006, **128**, 13261; (e) W. Solodenko, A. Doppiu, R. Frankfurter, C. Vogt and A. Kirschning, *Aust. J. Chem.*, 2013, **66**, 183; (f) R. Munirathinam, J. Huskens and W. Verboom, *Adv. Synth. Catal.*, 2015, **357**, 1093; (g) M. Bru, R. Dehn, J. H. Teles, S. Deuerlein, M. Danz, I. B. Müller and M. Limbach, *Chem. – Eur. J.*, 2013, **19**, 11661; (h) E. Borré, M. Rouen, I. Laurent, M. Magrez, F. Caijo, C. Crévisy, W. Solodenko, L. Toupet, R. Frankfurter, C. Vogt, A. Kirschning and M. Mauduit, *Chem. – Eur. J.*, 2012, **18**, 16369; (i) E. J. O'Neal and K. F. Jensen, *ChemCatChem*, 2014, **6**, 3004; (j) K. Skowerski, S. J. Czarnocki and P. Knapkiewicz, *ChemSusChem*, 2014, **7**, 536.
- 19 M. Scholl, S. Ding, C. W. Lee and R. H. Grubbs, *Org. Lett.*, 1999, **1**, 953.
- 20 S. B. Garber, J. S. Kingsbury, B. L. Gray and A. H. Hoveyda, *J. Am. Chem. Soc.*, 2000, **122**, 8168.
- 21 S. Guidone, E. Blondiaux, C. Samojułowicz, Ł. Gułajski, M. Kędziorek, M. Malińska, A. Pazio, K. Woźniak, K. Grela, A. Doppiu and C. S. J. Cazin, *Adv. Synth. Catal.*, 2012, **354**, 2734.
- 22 D. Arlt, M. Bieniek and R. Karch, *WO 2008034552A1*, 2008.
- 23 M. Bieniek, C. Samojułowicz, V. Sashuk, R. Bujok, P. Śledź, N. Lugan, G. Lavigne, D. Arlt and K. Grela, *Organometallics*, 2011, **30**, 4144.
- 24 (a) V. Dragutan, I. Dragutan and F. Verpoort, *Platinum Met. Rev.*, 2005, **49**, 33; (b) M. Bieniek, A. Michrowska, D. L. Usanov and K. Grela, *Chem. – Eur. J.*, 2008, **14**, 806; (c) F. Boeda, X. Bantreil, H. Clavier and S. P. Nolan, *Adv. Synth. Catal.*, 2008, **350**, 2959.
- 25 (a) H. Clavier and S. P. Nolan, *Chem. – Eur. J.*, 2007, **13**, 8029; (b) S. Monsaert, R. Drozdak, V. Dragutan, I. Dragutan and F. Verpoort, *Eur. J. Inorg. Chem.*, 2008, 432.
- 26 X. Bantreil, T. E. Schmid, R. A. M. Randall, A. M. Z. Sławin and C. S. J. Cazin, *Chem. Commun.*, 2010, **46**, 7115.

- 28 (a) K. Skowerski, J. Bialecki, A. Tracz and T. K. Olszewski, *Green Chem.*, 2014, **16**, 1125; (b) C. Bruneau and C. Fischmeister, *Olefin metathesis in green organic solvents and without solvent*, John Wiley & Sons, Inc., 2014, pp. 523–535; (c) H. Bilel, N. Hamdi, F. Zagrouba, C. Fischmeister and C. Bruneau, *Green Chem.*, 2011, **13**, 1448; (d) C. S. Adjiman, A. J. Clarke, G. Cooper and P. C. Taylor, *Chem. Commun.*, 2008, 2806; (e) V. Le Ravalec, A. Dupe, C. Fischmeister and C. Bruneau, *ChemSusChem*, 2010, **3**, 1291; (f) A. Keraani, C. Fischmeister, T. Renouard, M. Le Floch, A. Baudry, C. Bruneau and M. Rabiller-Baudry, *J. Mol. Catal. A: Chem.*, 2012, **357**, 73.
- 29 (a) R. K. Henderson, C. Jimenez-Gonzalez, D. J. C. Constable, S. R. Alston, G. G. A. Inglis, G. Fisher, J. Sherwood, S. P. Binks and A. D. Curzons, *Green Chem.*, 2011, **13**, 854; (b) D. Prat, O. Pardigon, H.-W. Flemming, S. Letestu, V. Ducandas, P. Isnard, E. Guntrum, T. Senac, S. Ruisseau, P. Cruciani and P. Hosek, *Org. Process Res. Dev.*, 2013, **17**, 1517; (c) D. Prat, J. Hayler and A. Wells, *Green Chem.*, 2014, **16**, 4546.
- 30 X. Bantreil and C. J. Cazin, *Monatsh. Chem.*, 2015, **146**, 1043.
- 31 (a) C. S. Higman, A. E. Lanterna, M. L. Marin, J. C. Scaiano and D. E. Fogg, *ChemCatChem*, 2016, **8**, 2446; (b) S. H. Hong, A. G. Wenzel, T. T. Salguero, M. W. Day and R. H. Grubbs, *J. Am. Chem. Soc.*, 2007, **129**, 7961.