



HAL
open science

Climate change could overturn bird migration: Transarctic flights and high-latitude residency in a sea ice free Arctic

Manon Clairbaux, Jérôme Fort, Paul Mathewson, Warren Porter, Hallvard Strøm, David Grémillet

► To cite this version:

Manon Clairbaux, Jérôme Fort, Paul Mathewson, Warren Porter, Hallvard Strøm, et al.. Climate change could overturn bird migration: Transarctic flights and high-latitude residency in a sea ice free Arctic. *Scientific Reports*, 2019, 9 (1), 10.1038/s41598-019-54228-5 . hal-02385267

HAL Id: hal-02385267

<https://hal.science/hal-02385267>

Submitted on 28 May 2021

HAL is a multi-disciplinary open access archive for the deposit and dissemination of scientific research documents, whether they are published or not. The documents may come from teaching and research institutions in France or abroad, or from public or private research centers.

L'archive ouverte pluridisciplinaire **HAL**, est destinée au dépôt et à la diffusion de documents scientifiques de niveau recherche, publiés ou non, émanant des établissements d'enseignement et de recherche français ou étrangers, des laboratoires publics ou privés.



Distributed under a Creative Commons Attribution 4.0 International License

OPEN

Climate change could overturn bird migration: Transarctic flights and high-latitude residency in a sea ice free Arctic

Manon Clairbaux^{1*}, Jérôme Fort², Paul Mathewson³, Warren Porter³, Hallvard Strøm⁴ & David Grémillet^{1,5}

Climate models predict that by 2050 the Arctic Ocean will be sea ice free each summer. Removing this barrier between the Atlantic and the Pacific will modify a wide range of ecological processes, including bird migration. Using published information, we identified 29 arctic-breeding seabird species, which currently migrate in the North Atlantic and could shift to a transarctic migration towards the North Pacific. We also identified 24 arctic-breeding seabird species which may shift from a migratory strategy to high-arctic year-round residency. To illustrate the biogeographical consequences of such drastic migratory shifts, we performed an in-depth study of little auks (*Alle alle*), the most numerous arctic seabird. Coupling species distribution models and climatic models, we assessed the adequacy of future wintering and breeding areas for transarctic migrants and high-arctic year-round residents. Further, we used a mechanistic bioenergetics model (Niche Mapper), to compare the energetic costs of current little auk migration in the North Atlantic with potential transarctic and high-arctic residency strategies. Surprisingly, our results indicate that transarctic little auk migration, from the North Atlantic towards the North Pacific, may only be half as costly, energetically, than high-arctic residency or migration to the North Atlantic. Our study illustrates how global warming may radically modify the biogeography of migratory species, and provides a general methodological framework linking migratory energetics and spatial ecology.

The Arctic environment is highly seasonal and bird breeding phenologies closely match enhanced spring and summer resource availability¹. Most species subsequently leave the Arctic to winter at lower latitudes, resulting in the migration of billions of individuals. Migration and overwintering are periods during which high mortality occurs^{2,3}. Long-distance flights and winter habitat quality may also have carry-over effects on subsequent breeding success^{4,5}. Overall, migration greatly contributes to shaping bird population dynamics^{3,6}. Studying arctic bird migration at the individual, population, species and community levels is therefore a major research objective, which has greatly benefited from recent developments in migration tracking technologies. These technologies allow a better understanding of how birds might choose migratory routes and wintering areas, and help analyze the interplay between genetic and phenotypic plasticity in shaping bird responses to geographical and ecological barriers⁷, intra- and interspecific competition⁸, as well as the consequences of environmental change⁹.

Climate change has direct and indirect effects on birds¹⁰ and migratory species are particularly sensitive. Notably, altered climatic conditions can modify migratory phenologies^{11,12} and result in shifting wintering and/or breeding areas, with consequences for migratory distances^{3,13}. Global changes may even result in species/populations switching from a migratory to a resident strategy, and *vice versa*^{3,14}.

Global warming is fastest in the Arctic, with a temperature increase more than twice the world's average¹⁵. This has marked impacts on the arctic cryosphere: The central part of the Arctic Basin, where some areas have been permanently covered by multi-year sea ice for at least the last 5,500 years¹⁶, is supposed to become completely

¹CEFE UMR 5175, CNRS – Université de Montpellier – Université Paul-Valéry Montpellier – EPHE, Montpellier, France. ²Littoral Environnement et Sociétés (LIENSs), UMR 7266 CNRS-Université de La Rochelle, La Rochelle, France. ³Department of Integrative Biology, University of Wisconsin, Madison, WI, USA. ⁴Norwegian Polar Institute, Fram Centre, P.O. Box 6606, Langnes, 9296, Tromsø, Norway. ⁵Percy FitzPatrick Institute, DST/NRF Centre of Excellence, University of Cape Town, Rondebosch, South Africa. *email: manon.clairbaux@cefe.cnrs.fr

sea ice free each summer before the mid-21st-century^{15,17}. Such a drastic habitat modification will have major consequences for large scale ocean circulation^{18,19} but also for Arctic Ocean acidity²⁰ and productivity^{21,22}, with impacts on ecological processes^{23–25}.

Former glacial cycles governed transarctic exchanges between Pacific and Atlantic biota across time, leading to population mixing or isolation, and shaping evolution¹⁹. Thereby, colonization from the Pacific into the high Arctic and the North Atlantic already occurred in the mid/end Pliocene, induced by mild arctic conditions and ended by sea ice expansion²⁶.

Currently, Arctic sea ice is an ecological barrier for migratory birds. Henningsson and Alerstam²⁷ also rated transarctic migration as particularly difficult for birds because of navigational issues (but see^{28,29}) and of the lack of stop-over sites. With sea ice constraining the availability of stop-over sites, more costly and risky non-stop transarctic flights are therefore unlikely. Conversely, migration along sea ice edges at the periphery of the Arctic Basin seems much more widespread²⁸. Also, radar studies and direct observations demonstrated that several species of seabirds are capable of crossing the Arctic Basin^{30,31} as already observed in fishes³² and marine mammals³¹.

Re-creating sea ice free conditions favorable for transarctic exchanges²⁶, climate change is in the process of drastically modifying constraints set upon arctic bird migration by sea ice. Indeed, Vermeij and Roopnarine²⁶ predicted that a sea ice free Arctic Basin in summer will lead to enhanced transarctic migrations between the Atlantic and the Pacific oceans. Concomitantly with shifting migratory routes and wintering areas, some arctic-breeding bird species may also become year-round residents. High latitudes and the associated polar night has long been thought to impose a major constraint upon such a strategy, yet a series of recent studies demonstrated that birds may cope surprisingly well with very low light levels^{33–35}.

In this context, the objectives of this study were to: (1) Determine which birds species could switch to transarctic bird migration and/or arctic year-round residency as a result of a decreasing sea ice cover within the Arctic Basin. (2) Assess the adequacy of future wintering and breeding habitats in the context of these two new migratory strategies. (3) Compare the energetics of current bird migration in the North Atlantic, with those linked to potential transarctic and high-arctic residency strategies.

As our aim was to study the impact of reduced sea ice cover on the propensity of birds to become transarctic migrants and/or year round residents, we focused on coastal and marine species. We thereby assumed that they are more directly impacted by a vanishing arctic sea ice cover. With respect to transarctic migration, we narrowed the range of studied species by selecting those which are pelagic during winter. Indeed, those species will benefit the most from a sea ice free Arctic Basin in future summers, and we assumed that they would consequently be the most prone to engage in new transarctic migrations. We assumed that for terrestrial or coastal birds with land based feeding habits, the sea would represent the same ecological barrier as an un-melted Arctic Basin.

Even if species are ecophysiologicaly capable of engaging in new migratory strategies, shifting to residency or to new transarctic migration induces the use of new breeding and/or wintering areas. Modeling of those future habitats is needed to assess their adequacy with potential new migratory strategies, for each species concerned. To this aim, we propose a methodological framework based on a mechanistic bioenergetics modelling (Niche Mapper), which we applied to little auks (*Alle alle*) as an example.

This species was chosen because the little auk is the most numerous seabird in the North Atlantic Arctic (population estimated at 40–80 million individuals³⁶), with significant impact on terrestrial and marine trophic networks³⁷ and an acknowledged sensitivity to environmental changes^{38–41}. On the basis of its morphological and ecophysiological traits, we short-listed the little auk as a likely candidate for future year-round residency in the high Arctic, and/or for new transarctic migration (see Methods), from the North Atlantic into the Pacific.

Methods

Species selections. We defined the Arctic according to boundaries set by the Arctic Council and its working groups, notably the Conservation of Arctic Fauna and Flora (CAFF; <https://www.caff.is>)⁴². Following CAFF⁴², we selected coastal and marine birds among 316 migratory/partially migratory bird species whose breeding ranges overlapped by at least 5% with the arctic region. We assumed that bird species which are currently year-round residents of the Arctic would remain so. Indeed, shifting from a residency to a migratory strategy is far less frequent than the opposite shift³. Finally, even though poleward shifts in bird distributions do occur in response to climate change^{43,44} we did not include new species that may migrate into the Arctic in summer as a consequence of global warming. This would go beyond the scope of our current analysis, but would certainly be a valid target for future work.

Selection of potential new resident arctic bird species. We narrowed the range of studied species, by selecting those which primarily use coastal and marine habitats. Even in a climate change context high latitude photoperiods will remain unchanged and arctic winter residents will always have to cope with the polar night. We therefore further reduced our sample to species, or family of species, for which nocturnal activities (in particular foraging) have been described in literature, indicating that the considered species are potentially anatomically and ecophysiologicaly capable of surviving the polar night.

Selection of bird species susceptible to shift to a transarctic migration. We used the CAFF list of migrant arctic breeding birds (see above), and selected species with a primarily pelagic habitat during winter.

Predicting little auk's future habitats with ecological niche modeling. Little auks mainly breed (May to August) in Greenland, Svalbard and the Russian Western Arctic, and currently migrate southwards into the Atlantic, with at-sea wintering areas (October to February) ranging from the Barents Sea to Newfoundland⁴⁵ (See Supplemental Materials I). Following the aforementioned species selection, we short-listed the little auk as a likely candidate



Figure 1. Current (black arrows) and future (grey arrows) migratory strategies of little auks breeding in Franz Josef Land (white triangle). In March, the return journey from Pacific could be made directly (grey arrows) or by a peripheral flyway (grey dashed arrows). Their current known wintering areas (<http://www.seapop.no/en/seatrack/>) are in blue. Graticules are set at a 15° interval and the map is projected as North Pole Lambert Azimuthal Equal Area. Little auks drawings used in this figures were extracted from Richard Crossley’s picture (available online under CC-BY-SA license <https://creativecommons.org/licenses/by-sa/2.0/legalcode> at https://commons.wikimedia.org/wiki/File:Little_Auk_from_the_Crossley_ID_Guide_Britain_and_Ireland.jpg). This map has been made using R software (version 3.5.1, <https://cran.r-project.org/>) thanks “mapproj”, “rgdal”, “rgeos” and “sp” packages.

for future year-round residency in the high Arctic, and/or for new transarctic migration, from the North Atlantic into the Pacific (Fig. 1).

Current and future little auk nesting, summer foraging and wintering habitat distributions were modelled with ‘biomod2’⁴⁶, which draws from current occurrences to predict suitable habitats in space and time, on the basis of environmental conditions.

Little auk occurrence data. Current occurrence data were direct observations drawn from three open access databases, the Global Biodiversity Information Facility (<https://www.gbif.org/>), the Ocean Biogeographic Information System-Spatial Ecological Analysis of Megavertebrate Population (<http://seamap.env.duke.edu/>) and the North Pacific Pelagic Seabird Database (https://www.usgs.gov/centers/asc/science/north-pacific-pelagic-seabird-database?qt-science_center_objects=0#qt-science_center_objects), and complemented with information on breeding locations from the literature^{47–49} and from the Norwegian Polar Institute⁵⁰ (Russian data excluded). Only dated and located data for which environmental variables were available (see below), were conserved and duplicates deleted. Museum data weren’t considered.

Overall, we used respectively 67, 68 and 580 occurrences to model nesting, summer foraging and wintering habitats.

Environmental data. To predict nest site distributions, we used monthly mean air surface temperatures from 1948 to 2018 retrieved from National Oceanic and Atmospheric Administration (NOAA)’s 0.5° Global Historical Climatology Network version 2/Climate Anomaly Monitoring System. Since little auks breed underground and are limited by snow cover in their access to nest cavities, we calculated the percentage of time during which the ground was covered by snow two months before, and during the breeding period using the National Snow and Ice Data Center (NSIDC)’s IMS 4 km Daily Northern Hemisphere Snow and Ice Analysis between 2006 and 2017. Also, since little auks are central-place foragers during the breeding season, and have a constrained foraging range during that period, we created a discrete variable to deal with the distance from the coast (<10 km, <20 km, <50 km, <100 km, <200 km or >=200 km).

Previous work showed that wintering little auks are significantly constrained by air temperatures⁴⁸. For marine areas, we therefore used monthly mean air surface temperature data from 1960 to 2017 retrieved from NOAA 1° International Comprehensive Ocean-Atmosphere Data Set (ICOADS). Since bathymetry and sea ice

constrain little auk foraging^{51,52}, we calculated the slope of the bathymetry using General Bathymetric Chart of the Oceans (GEBCO) 30 arc-second interval grid and used monthly sea ice concentration data (1978–2017) from the 25 km*25 km NOAA/NSIDC Climate Data Record of Passive Microwave Sea Ice Concentration. Used variables were not correlated as tested with a 0.8 threshold in a Pearson pairwise correlation test⁵³ and a threshold of 10 for the variance inflation factor analysis. All environmental data were interpolated linearly on a 0.1° spatial grid, in the Northern Hemisphere. Environmental values were extracted for the year and month corresponding to each occurrence data.

Climate models. To make future predictions, environmental variables (see above) were considered under Intergovernmental Panel on Climate Change (IPCC)'s RCP8.5 scenario using four climatic models (HadGEM2-CC, HadGEM2-ES, ACCESS1.0 and ACCESS1.3) considered as performant (reasonably simulating recent past climate) when predicting future Arctic climates, in particular the cryosphere¹⁷.

Modeling little auk distributions. We used a model averaging approach in the 'biomod2' package in R⁴⁶ with Boosted Regression Tree (BRT), Random Forest (RF), Classification Tree Analysis (CTA) and Flexible Discriminant Analysis (FDA) algorithms which deal in the same way with pseudo-absences parametrization⁵⁴. Beyond existing presence data, we generated five sets of 1000 random pseudo-absences outside of current range (SRE method) and ten sets of 100 random pseudo-absences outside of a 2° area around each presence data, for wintering and for summer nesting/foraging distribution modeling, respectively. Pseudo-absences were time-stamped using the same temporal distribution as occurrence data, and environmental variables were extracted according to each location and date. We performed three runs for each set of pseudo-absences, with each distribution modeling and each 'biomod2' algorithm. For each run, outputs were assessed with the True Skill Statistic (TSS) and the importance of each environmental variables was calculated. Finally, for each distribution model, all obtained models (number of algorithms *3*number of pseudo-absence data sets) were weighted with TSS, and averaged to yield a single ensemble model. Those final models were evaluated with the continuous Boyce index⁵⁵, which assess presence-only predictions and vary between -1 and 1, with 1 indicating good to perfect predictions⁵⁶. Each final distribution model was then projected across space and time to map little auk potential distribution. For each future distribution projection, we calculated the coefficient of variation between climatic models.

We considered an area suitable for little auks when its probability of suitability (habitat suitability index) was higher than 0.9 (a high conservative threshold set with 'biomod2'⁴⁶). For distributions related to each climatic model, we assumed that suitable nesting sites within 200 km of suitable foraging areas were potential breeding areas. Indeed, the maximum foraging range for little auks during the breeding period rarely exceed 200 km^{38,52,57}. Because environmental variables available in ACCESS 1.0 and ACCESS1.3 climatic models did not allow nesting distribution predictions, we used nesting sites obtained with the HadGEM2-CC and HadGEM2-ES climatic models. Further, we assumed that resident wintering little auks would remain in marine areas within 250 km of potential or known breeding sites.

Energetic consequences of future migratory strategies. To calculate present and future little auk energy requirements according to each migratory strategy (current migration, residency or transarctic migration), we used Niche Mapper (see^{58–60}). This mechanistic model contains a microclimate module, which provides environmental data for the immediate surroundings of the animal, and an animal module, which integrates outputs from the microclimate model with animal morphological, behavioral and physiological characteristics. Those modules are used to solve heat balance equations between the animal's body and its surroundings, and estimate the metabolic rate required for the animal to remain in a thermal steady-state. Niche Mapper simulations were performed for the little auks population breeding in Franz Josef Land (Russian Federation), because both winter residency and transarctic migration are plausible for birds from this locality (see Results below) and their current wintering areas are known (Fig. 1). Niche Mapper has been previously used to model little auk wintering energetics^{61,62}, and we built upon this prior work, notably using a majority of the same input values for bird morphological and physiological characteristics.

We modelled current and future little auk energy requirements during their migratory journey (in September and March) and wintering phase (October to February) according to three scenarios: (1) Current migration: At their current wintering areas in the North Atlantic (defined as the centroid of kernel distribution available on the SEATRACK website, see also Fig. 1). (2) Transarctic migration: At potential future wintering locations in the North Pacific, corresponding to the closer area predicted as suitable for the four climatic models using 'biomod2' (see previous section and results) (Fig. 1). (3) Residency: Within 250 km of their potential future breeding site in Franz Josef Land, in areas predicted as suitable using 'biomod2' (Fig. 1). For each strategy, the migratory flyway used in September was considered as the straight line between the colony and the wintering location, avoiding flights >100 consecutive km across land (Fig. 1). In the spring, the Arctic Basin is predicted to remain iced until much later in the 21st century, and it is unclear whether little auks would engage in a direct flight to the Atlantic, or will perform a loop migration, whereby the return journey will use polynyas peripheral to the Arctic Basin as stop-over sites. Both case were studied, by considering a direct flyway (the same as in September) or a peripheral one, the latter corresponding to a path minimizing the time spend flying above areas dense in sea-ice (Fig. 1). For the current and residency strategies, the spring return journey is supposed to be the same as in September.

All required current and future environmental variables were retrieved from climatic models previously described. Outputs from climatic models were averaged on a 0.1° spatial grid for each environmental variable across 2006–2017 for the current scenario and across 2050–2059 for future predictions. Environmental values between October and February were then extracted for each strategy at the wintering location. Environmental conditions experienced during the migratory journey (in September and March) were calculated as the average of

environmental values encountered during the trip for those months. Percentage of time spent flying per day during this travel was calculated assuming that birds migrated in one month, with an average flight speed of 13 m.s^{-1} ⁶³. For each scenario, energetic costs obtained were averaged for the four climatic models and standard deviations between them were calculated.

All input data are available in Supplemental Materials II.

Results

Species selections. Among the 449 species which breed or have bred in the Arctic⁴², 359 (80%) have a breeding range which overlaps to $>5\%$ with the Arctic as defined by CAFF⁴². Among those, 316 (88%) are migrants or partial migrants (see Supplemental Materials III), and belong to 44 families (see Supplemental Materials III). During winter, 29 of those species are pelagic (essentially alcids, gulls and skuas) and another 37 (mainly ducks and gulls) utilize coastal marine habitats (see Supplemental Materials III). Only 24 (see Supplemental Materials IV) of those 66 species are likely to remain active during the polar night, and may become year-round residents to the Arctic in the future. Alcids and gulls represent 42% of those species but some ducks, cormorants, petrels, shearwaters and loons, are potential future residents. Overall, our bibliography study indicated that only 29 pelagic species (6.5% of all arctic breeding species) are potential candidates for future transarctic migrations (see Supplemental Materials III).

Predicting current and future little auk habitats. Modelled current little auk habitats are presented in Fig. 2 and Supplemental Materials V. All averaging models concerning the breeding and wintering periods had a continuous Boyce Index close to 1 (0.823 and 0.769 for nesting and foraging areas respectively and 0.936 for winter area). According to 'biomod2', air temperature was the main driver of little auk marine distributions, whereas distance from the coast was the main driver of nesting distributions during the breeding season. During winter, highest suitability likelihoods were recorded both in the North Atlantic and in the North Pacific with some potential wintering hotspots in the North Sea and the Labrador Sea, which are in agreement with observed occurrences. During summer, predicted foraging areas seem to follow the sea ice edge, especially off East Greenland. Most known colonies were adequately predicted by model outputs, but the model seems to overfit in eastern Canada, by predicting suitable little auk habitat in regions where little auks do not breed. Future little auk habitats assessed according to the four climatic models are presented in Fig. 2 and Supplemental Materials V. The coefficient of variation map (Supplemental Materials VI) comparing model outputs shows their general concurrence. Overall, climate change is predicted to cause loss or gain of suitable little auk habitats, depending on the region (see Fig. 3 and Supplemental Materials V): For example, the Pacific Ocean off British Columbia (Canada) will become unsuitable for overwintering little auks, whereas the Barents Sea will become increasingly suitable. During summer, suitable foraging areas are predicted to shift northward, both in the Atlantic and in the Pacific. On land, breeding distributions are also predicted to shift northwards in response to climate change. Crucially, the main breeding area of Thule in Northwest Greenland, which currently hosts half of the little auk world population, is predicted to become unsuitable according to the climatic model HadGEM2-CC. Finally, model outputs suggested that shifting to transarctic migration towards the Pacific is a potential option for North Atlantic little auks. However, predicted migratory distance varied considerably, depending on the climatic model considered. Year-round high-arctic residency is also predicted to occur in the future, close to some nesting sites (Supplemental Materials V and Fig. 4).

Energy requirements linked to future migratory strategies. Little auks breeding in Franz Josef Land currently winter predominantly in the Barents Sea and off Jan Mayen (North Atlantic). In these areas, their current daily energy requirements are predicted to increase throughout the non-breeding period (September to March), from 449 ± 57 to $760 \pm 6 \text{ kJ.day}^{-1}$ off Jan Mayen and from 732 ± 2 to $772 \pm 8 \text{ kJ.day}^{-1}$ in the Barents Sea. Rising winter energy requirements has already been observed in the Atlantic for little auks overwintering off Newfoundland, and is explained by the decreasing air temperatures⁴⁸. Across the winter period, birds were predicted to require a total of $138 \pm 3 \text{ MJ}$ off Jan Mayen and $161 \pm 1 \text{ MJ}$ in the Barents Sea. According to the four climatic models considered, winter energy requirements linked to the little auks' current migratory strategy are predicted to decrease slightly in the future (Fig. 5.). Their future total energy requirements may therefore decrease to $119 \pm 4 \text{ MJ}$ off Jan Mayen and to $158 \pm 0.1 \text{ MJ}$ in the Barents Sea. In comparison, predicted daily requirements of little auks wintering in the North Pacific are considerably lower, and range, on average, from $267 \pm 2 \text{ kJ.day}^{-1}$ in September to $323 \pm 6 \text{ kJ.day}^{-1}$ or $322 \pm 5.8 \text{ kJ.day}^{-1}$ in March according to the migratory flyway considered (direct or peripheral, respectively). Indeed, favorable thermal conditions encountered along the peripheral route offset the enhanced flight costs due to the greater travelling distance. Overall wintering costs (accounting for flights across the arctic basin) are $59 \pm 0.7 \text{ MJ}$ for this transarctic strategy according to the four climatic models. Sea surface and air temperature are main drivers of little auk winter energy requirements^{48,62}, and since those temperatures are higher in the North Pacific in winter, they explain lower overall energy requirements for little auks engaging in transarctic migration, despite higher flight costs. Little auks from Franz Josef Land are predicted to become year-round residents only under the ACCESS 1.3 and HadGEM2-ES climatic models: Under these conditions, their energy requirements are predicted to range between $737 \pm 2 \text{ kJ.day}^{-1}$ in September and $761 \pm 2 \text{ kJ.day}^{-1}$ in March. Little auk overall winter energy requirements for this residency strategy are then estimated to $159 \pm 0.3 \text{ MJ}$, similar to those of birds remaining in the Barents Sea in the future.

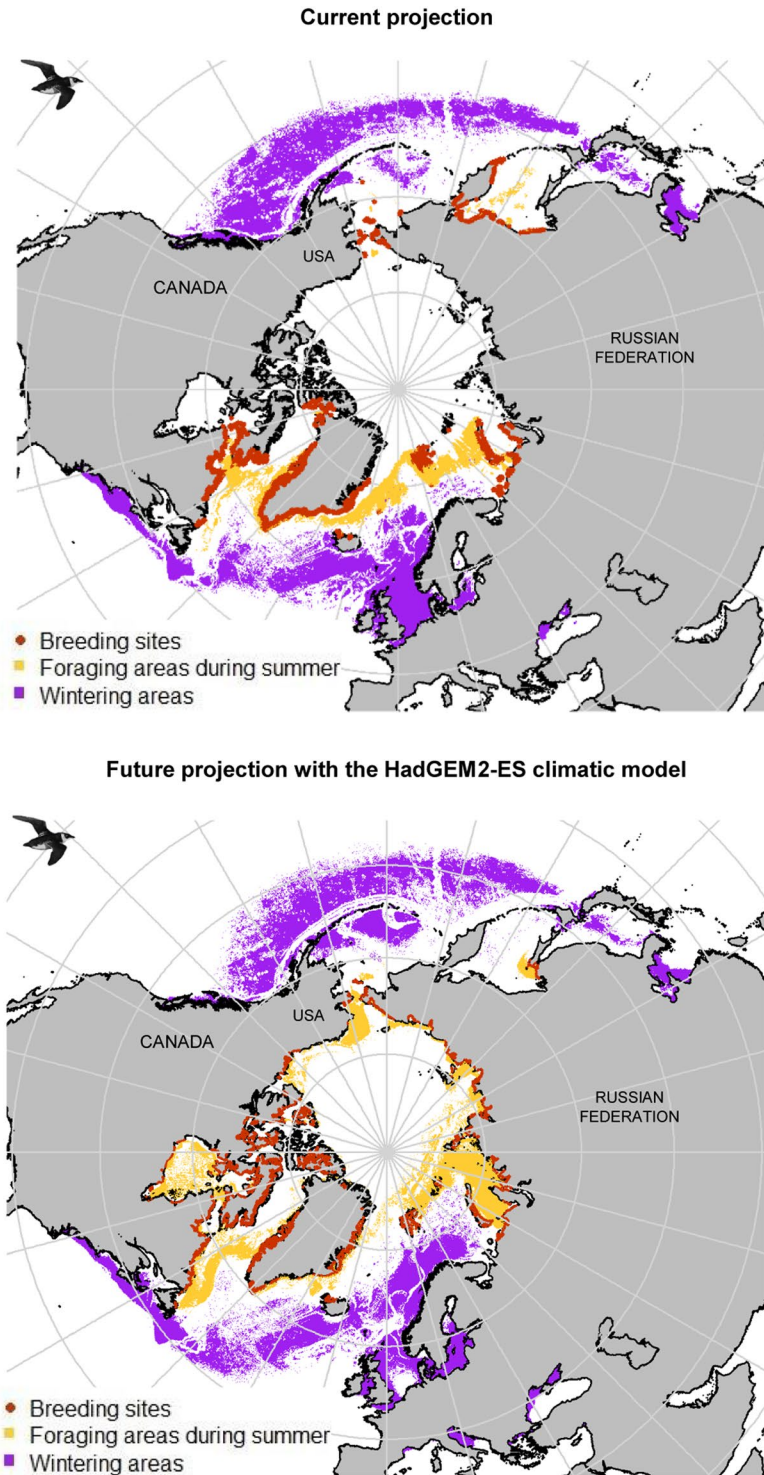
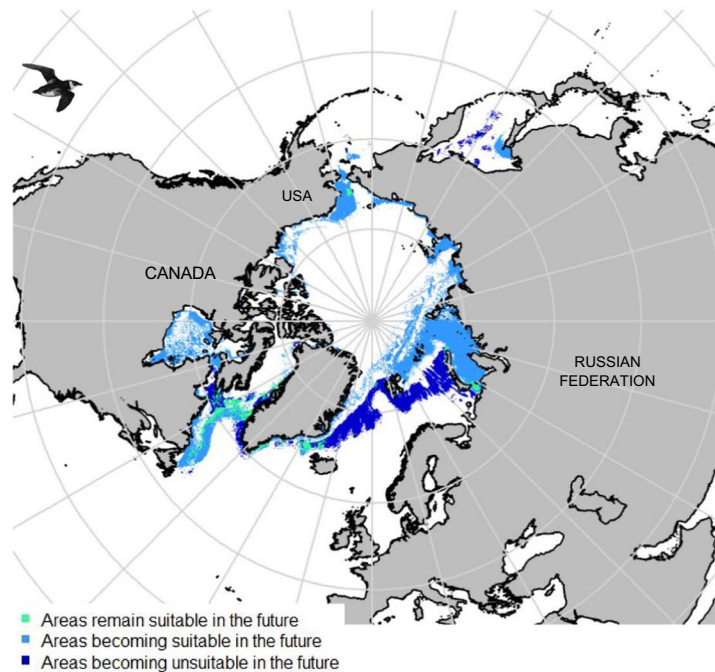


Figure 2. Potential suitable (suitability likelihood > 0.9) little auk habitats for present (2000–2017) and future (2050–2059, HadGEM2-ES climatic model, RCP 8.5 scenario) projections. This map has been made using R software (version 3.5.1, <https://cran.r-project.org/>) thanks “maptools”, “rgdal”, “rgeos” and “sp” packages. Little auks drawings used in this figures were extracted from Richard Crossley’s picture (available online under CC-BY-SA license <https://creativecommons.org/licenses/by-sa/2.0/legalcode> at https://commons.wikimedia.org/wiki/File:Little_Auk_from_the_Crossley_ID_Guide_Britain_and_Ireland.jpg).

Discussion

Our study is, to the best of our knowledge, the first to address the impact of global change on arctic seabird migratory ecology, focusing both on a multi-species synthesis and on detailed statistical and mechanistic modelling of eco-energetics in a spatial context. Crucially, our work strongly suggests that arctic cryosphere loss may overturn

Changes in the distribution of suitable foraging areas in summer between present and future



Changes in the distribution of suitable wintering areas between present and future

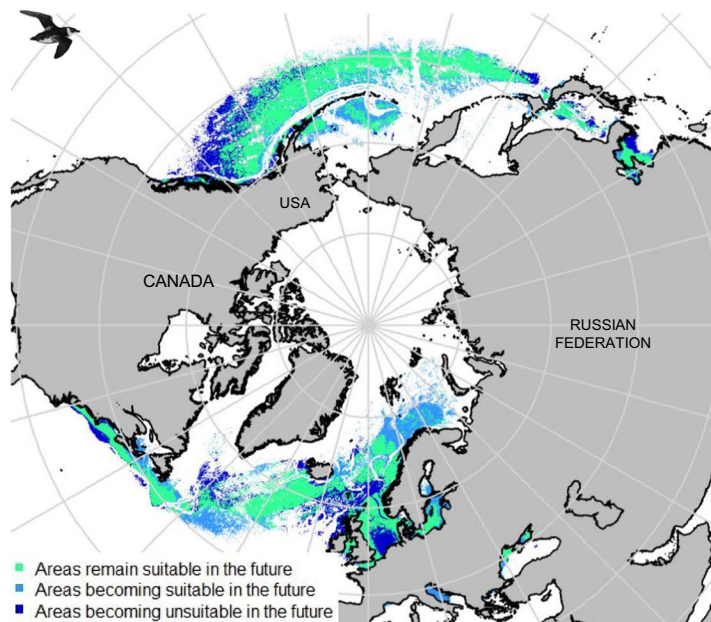


Figure 3. Changes in the potential distribution of suitable foraging and wintering habitats between present (2000–2017) and future (2050–2059, HadGEM2-ES climatic model, RCP 8.5 scenario) projections. This map has been made using R software (version 3.5.1, <https://cran.r-project.org/>) thanks “maptools”, “rgdal”, “rgeos” and “sp” packages. Little auks drawings used in this figures were extracted from Richard Crossley’s picture (available online under CC-BY-SA license <https://creativecommons.org/licenses/by-sa/2.0/legalcode> at https://commons.wikimedia.org/wiki/File:Little_Auk_from_the_Crossley_ID_Guide_Britain_and_Ireland.jpg).

migration patterns from the Atlantic into the Pacific, at least in some species. Also, as a consequence of global warming, other species may stop migrating, to become year-round residents of the high-Arctic. Beyond these surprising results, our analyses provide a conceptual framework which may be useful to understand and predict future bird migration in other regions of the world.

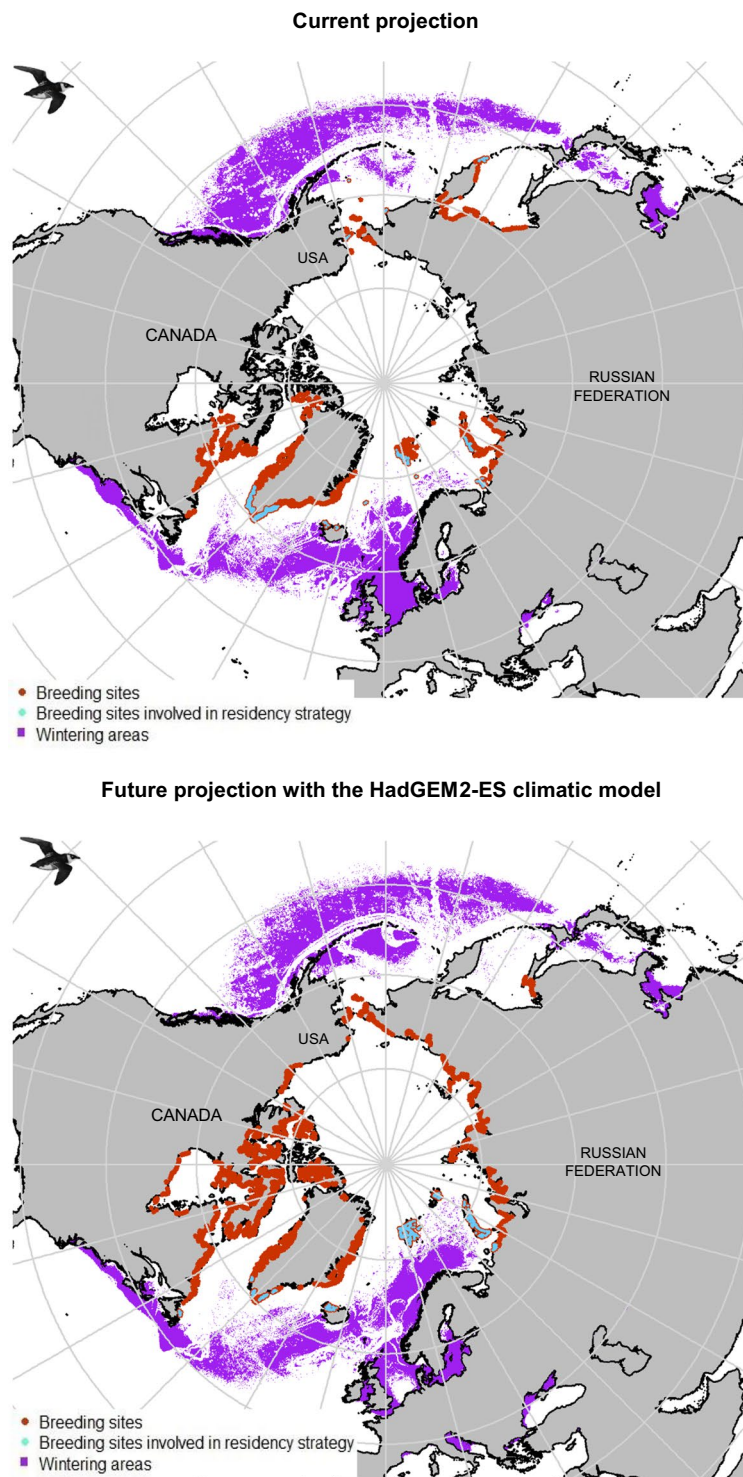


Figure 4. Potential suitable (suitability likelihood > 0.9) little auk breeding habitats involved in the residency strategy, currently (2000–2017) and in the future (2050–2059, HadGEM2-ES climatic model, RCP 8.5 scenario). This map has been made using R software (version 3.5.1, <https://cran.r-project.org/>) thanks “maptools”, “rgdal”, “rgeos” and “sp” packages. Little auks drawings used in this figures were extracted from Richard Crossley’s picture (available online under CC-BY-SA license <https://creativecommons.org/licenses/by-sa/2.0/legalcode> at https://commons.wikimedia.org/wiki/File:Little_Auk_from_the_Crossley_ID_Guide_Britain_and_Ireland.jpg).

Potential limitations. Despite these advances, our results have limitations which should be examined carefully. First, even if we identified a suite of species for which migration may change radically in the near future, those remain a minority at the scale of the arctic seabird community. Selection criteria for future trans-arctic

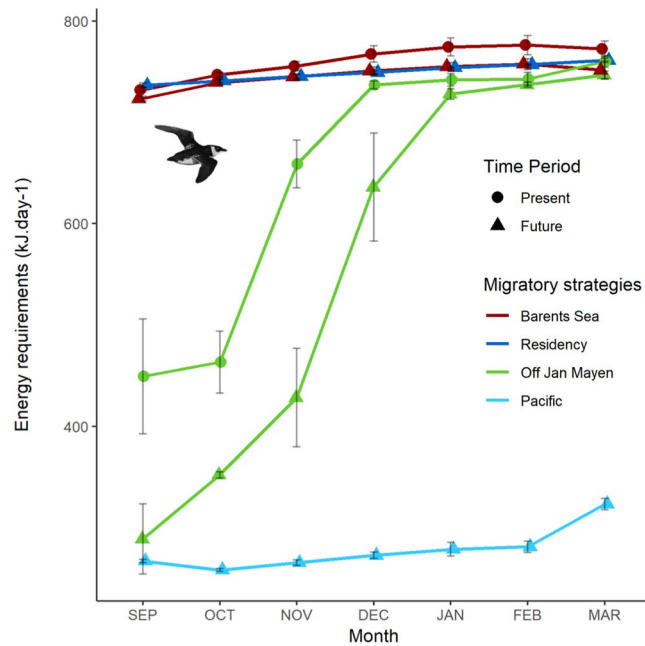


Figure 5. Average daily energy requirements (in $\text{kJ}\cdot\text{day}^{-1}$) for each month along the winter period according to different migratory strategies (see Fig. 1). ‘Barents Sea’ is for birds wintering in the Barents Sea, just South of their breeding areas, ‘Residency’ for birds wintering close to their breeding site on Franz-Josef Land, ‘Off Jan Mayen’ for birds migrating away from Franz-Josef Land to winter close to Jan Mayen in the Western North Atlantic, and ‘Pacific’ for birds engaging in transarctic migration from the North Atlantic into the North Pacific. In the latter case return migration from the Pacific towards the Atlantic might cross the central arctic basin, or follow the periphery. Since both return strategies induce similar costs (see results), we only present one data set. Error bars correspond to standard deviations capturing the variation between climatic models. Little auks drawings used in this figures were extracted from Richard Crossley’s picture (available online under CC-BY-SA license <https://creativecommons.org/licenses/by-sa/2.0/legalcode> at https://commons.wikimedia.org/wiki/File:Little_Auk_from_the_Crossley_ID_Guide_Britain_and_Ireland.jpg).

migrants or high-arctic residents were mainly morphological and physiological, and linked to their capacity to benefit from a sea ice free Arctic Ocean, and to feed on marine prey during the polar night. Thanks to new tracking technologies and winter expeditions, there is information available for some species^{34,64}. Yet, the migratory biology and the nocturnal behavior of many arctic seabird species still has not been subjected to detailed work. As results from biotelemetry studies typically reveal unexpected animal performances^{65,66} we speculate that future investigations will lead to expanding the list of potential transarctic migrants or year-round high-arctic residents.

Second, a strong assumption of our modelling work is that migratory ecology is primarily driven by environmental factors. This ignores the evolutionary and cultural history of studied populations. Indeed, past distributions³, as well as local culture⁶⁷ have been demonstrated to shape animal distributions and migratory pathways, beyond current biotic and abiotic forcing factors. Nevertheless, there is also strong evidence that migratory birds do adjust their migratory ecology following global change, even at small spatio-temporal scales⁴⁴. Further, migratory divides occurring within populations, and sometimes even within the same pair of breeding adults, may lead to conspecifics to display radically different migratory strategies, towards different ocean basins⁶⁸.

Third, and along the same lines, we used species distribution models (SDM) and a mechanistic model (Niche Mapper), and our results are subjected to assumptions and limitations specific to these techniques^{69–71}. The accuracy of Niche Mapper predictions has been discussed and rated positively⁶¹ and we will not reiterate this information here. With respect to SDMs, we assumed that little auks are (i) at equilibrium with their environment, (ii) that statistical links between bird distributions and environmental data will still hold in the future and that (iii) we characterized the whole Hutchinsonian ecological niche for this species. The little auk is a long-lived seabird with low fecundity and high adult inter-annual survival⁷², showing phenotypic plasticity³⁹ at small temporal and spatial scales. Nevertheless, its sensitivity to environmental changes^{39,41} and the time scale chosen for our analysis allowed us to assume a steady state between little auks and their environment. Further, we also had to face some potential biases contained in the opportunistic occurrence data which we used, such as misidentification, geographical bias (data collected in places with easier access) and or/climatic bias (missing data from an area with different climatic characteristics). In our case, we reduced geographical and climatic biases impacts by choosing modelling procedures which minimize them when creating sets of pseudo-absences⁵⁴.

Fourth, SDMs do not take into account biotic factors, such as trophic interactions, predation or competition⁶⁹. This might explain why our model overfitted current distributions in Eastern Canada, notably by predicting suitable breeding habitat where little auks do not currently breed (with the exception of a single colony on Baffin Island). Such discrepancies might be explained by potential mismatches between seabird observed occurrences,

biotic and abiotic factors. For example, shaping the suitability of future habitats, the availability of food will put strong constraints on future birds' migration. By affecting the temperature, salinity, acidity and productivity of Arctic Ocean, sea ice melt will also drastically change the distribution of all marine taxa including fishes and zooplankton. Current and future prey fields are difficult to obtain at the scale considered, but should allow to better access the likelihood of future distribution and behavior of birds. Moreover, further information on rare but extreme events or on small scale conditions would be useful to increase our model performance when predicting suitable habitats: For example, if available, the presence of crevices for nesting would have been a practical factor to predict suitable breeding grounds and potentially avoid overfitting where strong slopes occur in the absence of scree.

Despite these limitations, SDMs presented in this study had high continuous Boyce indexes. Also, model outputs for current little auk distributions are in agreement with available bibliographic information^{72,73}. For example, predicted suitable little auk breeding, foraging, and wintering habitats for the North Pacific are in agreement with the fact that individual little auks (typically less than five) are often observed on/near Saint Laurence Island in the Bering Sea⁷⁴ but also near Japan^{75,76} or British Columbia⁷⁷. Moreover, predicted current winter residency in Svalbard or South Greenland is also supported by observations of little auks off Spitsbergen during the polar night^{34,35}. Finally, northwards shifts of suitable habitats predicted by our models are in agreement with others studies of marine top predators⁷⁸ and on their prey^{79,80}.

From vagrancy to dispersal and migration. Beyond migration, seabird large-scale movements may also include vagrancy and dispersal³. These principles apply to all organisms on the move but, to remain in an arctic context, we will illustrate them using our case study of little auks. In this species, vagrants (as defined by Newton³) may leave North Atlantic breeding colonies, to fly across the Arctic Basin and reach the North Pacific, but without breeding there or ever returning to the Atlantic. Dispersing individuals (sensu Clobert *et al.*⁸¹) may show the same behavior, but are predicted to settle and breed (or at least attempt to) in the North Pacific. This might well be the case for the very few little auk individuals which are sighted on St Lawrence Island in the Bering Sea⁷⁴. Under current and near future sea ice conditions, vagrancy and dispersal into the North Pacific are more likely to occur in little auks, than complete migration as hypothesized in our study. Indeed, in the case of a full migration between a North Atlantic breeding site and the North Pacific, the returning journey in spring will have to be peripheral to avoid dense sea ice and the presence and quality of future stop-over sites (as polynyas) will be major constraints. Indeed, polynyas have long been established as key feeding and resting sites for a wide range of polar organisms^{82–84}, especially during the winter period. Where and when polynyas will occur in the arctic in the future is nonetheless difficult to predict, but they are predicted to be impacted negatively by global warming⁸⁵. Vagrants, and dispersing individuals, which do not travel back to the Atlantic, will not be affected by spring sea ice conditions in the Arctic Basin, and are therefore more likely to engage in a one way transarctic flight to the North Pacific. Finally, those movements to the opposite side of the Arctic could lead to genetic mixing between previously-isolated populations, and encourage transmission of diseases/parasites.

Global relevance. The Arctic is subjected to drastic environmental changes and, at the request of arctic peoples, there is much research on the fate of species emblematic to this vast region, including birds (see⁸⁶). Understanding current and future arctic bird distribution and migration has therefore been identified as a key objective by the Arctic Council and its working groups (in particular through the AMBI project <https://www.caff.is/arctic-migratory-birds-initiative-ambi>) and are the aim of recent studies^{45,62,87,88}. With sea ice melt, the Arctic will be more and more exposed to human pressures such as gas/oil extraction, fisheries, marine traffic or tourism. Detailed ecological knowledge is therefore essential for the design of adaptive conservation strategies, within advanced marine spatial planning^{45,89,90}. Marine Protected Areas (see <http://www.mpatlas.org/> for detailed maps) already exist in the Arctic, but are lacking in some key areas such as the Bering Sea or along the Northern Canadian coast. Even though our conclusions have to be taken with all necessary caution, as detailed across the previous sections, our work suggests that arctic bird distribution and migratory pathways may shift radically within the next few decades. Overall, the establishment of future Marine Protected Area have to evolve with those shifts, preserving wintering and breeding grounds but also stop-over sites needed by the vast majority of migratory arctic birds. The modalities and likelihood of forthcoming major changes will thereby be investigated, both theoretically when studying migration ecology⁹¹, during winter field expeditions³⁴ and via biotelemetry studies^{92,93}.

On a worldwide scale, we speculate that other migratory pathways may be shifted by global change. Notably, there are strong signals that Pacific seabirds may also migrate into the Atlantic via the North Pole³¹. Transcontinental bird migrations currently occur on eight flyways which all run North-South along the Americas, Africa-Eurasia, and Australasia⁹⁴. Whether populations of migratory birds using these flyways will go extinct following global change impacts, or will radically shift migratory pathways and/or strategies, will be the subject of some exciting research in the near-future

Data availability

Data used in this study are in open access on the respective providers' website (see Materials and Methods) excepting occurrence data from Norwegian Polar Institute (Strøm *et al.*, 2008).

Received: 4 July 2019; Accepted: 6 November 2019;

Published online: 28 November 2019

References

- Dingle, H. & Drake, V. A. What Is Migration? *Bioscience* **57**, 113–121 (2007).
- Harris, M. P., Daunt, F., Newell, M., Phillips, R. A. & Wanless, S. Wintering areas of adult Atlantic puffins *Fratricula arctica* from a North Sea colony as revealed by geolocation technology. *Mar. Biol.* **157**, 827–836 (2010).
- Newton, I. *Bird Migration*. (2010).
- Sorensen, M. C., Hipfner, J. M., Kyser, T. K. & Norris, D. R. Carry-over effects in a Pacific seabird: Stable isotope evidence that pre-breeding diet quality influences reproductive success. *J. Anim. Ecol.* **78**, 460–467 (2009).
- Bogdanova, M. I. *et al.* Multi-colony tracking reveals spatio-temporal variation in carry-over effects between breeding success and winter movements in a pelagic seabird. *Mar. Ecol. Prog. Ser.* **578**, 167–181 (2017).
- Somveille, M. The global ecology of bird migration: patterns and processes. *Front. Biogeogr.* **8**, 1–6 (2016).
- Wang, X. *et al.* The Far East taiga forest: unrecognized inhospitable terrain for migrating Arctic-nesting waterbirds? *PeerJ* **6**, e4353 (2018).
- Fort, J. *et al.* Energetic consequences of contrasting winter migratory strategies in a sympatric Arctic seabird duet. *J. Avian Biol.* **44**, 255–262 (2013).
- Lameris, T. K. *et al.* Arctic Geese Tune Migration to a Warming Climate but Still Suffer from a Phenological Mismatch. *Curr. Biol.* **28**, 1–7 (2018).
- Durant, J. M. *et al.* Marine birds and climate fluctuation in the North Atlantic. In *Marine Ecosystems and Climate Variation: The North Atlantic A Comparative Perspective* 95–105 <https://doi.org/10.1093/acprof:oso/9780198507499.003.0007> (2004).
- Both, C. & te Marvelde, L. Climate change and timing of avian breeding and migration throughout Europe. *Clim. Res.* **35**, 93–105 (2007).
- Rubolini, D., Møller, A. P., Rainio, K. & Lehikoinen, E. Intraspecific consistency and geographic variability in temporal trends of spring migration phenology among European bird species. *Clim. Res.* **35**, 135–146 (2007).
- Visser, M. E., Perdeck, A. C., van Balen, J. H. & Both, C. Climate change leads to decreasing bird migration distances. *Glob. Chang. Biol.* **15**, 1859–1865 (2009).
- Pulido, F. & Berthold, P. Current selection for lower migratory activity will drive the evolution of residency in a migratory bird population. *Proc. Natl. Acad. Sci.* **107**, 7341–7346 (2010).
- IPCC. *Climate Change 2014: Synthesis Report. Contribution of Working Groups I, II and III to the Fifth Assessment Report of the Intergovernmental Panel on Climate Change [Core Writing Team, R. K. Pachauri and L.A. Meyer (eds.)]*. <https://doi.org/10.1017/CBO9781107415324> (2014).
- England, J. H. *et al.* A millennial-scale record of Arctic Ocean sea ice variability and the demise of the Ellesmere Island ice shelves. *Geophys. Res. Lett.* **35** (2008).
- Wang, M. & Overland, J. E. A sea ice free summer Arctic within 30 years: An update from CMIP5 models. *Geophys. Res. Lett.* **39**, 1–6 (2012).
- Holland, M. M., Bitz, C. M., Eby, M. & Weaver, A. J. The role of ice-ocean interactions in the variability of the North Atlantic thermohaline circulation. *J. Clim.* **14**, 656–675 (2001).
- Polyak, L. *et al.* History of sea ice in the Arctic. *Quat. Sci. Rev.* **29**, 1757–1778 (2010).
- Steinacher, M., Joos, F., Frölicher, T. L., Plattner, G. K. & Doney, S. C. Imminent ocean acidification in the Arctic projected with the NCAR global coupled carbon cycle-climate model. *Biogeosciences* **6**, 515–533 (2009).
- Vancoppenolle, M. *et al.* Future arctic ocean primary productivity from CMIP5 simulations: Uncertain outcome, but consistent mechanisms. *Global Biogeochem. Cycles* **27**, 605–619 (2013).
- Yool, A., Popova, E. E. & Coward, A. C. Future change in ocean productivity: Is the Arctic the new Atlantic? *J. Geophys. Res. Ocean.* **120**, 7771–7790 (2015).
- Moline, M. A. *et al.* High latitude changes in ice dynamics and their impact on polar marine ecosystems. *Ann. N. Y. Acad. Sci.* **1134**, 267–319 (2008).
- Post, E. *et al.* Ecological Consequences of Sea-Ice Decline. *Science (80-)*. **341**, 519–524 (2013).
- Meier, W. N. *et al.* Arctic sea ice in transformation: A review of recent observed changes and impacts on biology and human activity. *Rev. Geophys.* **52**, 185–217 (2014).
- Vermeij, G. J. & Roopnarine, P. D. The Coming Arctic Invasion. *Science (80-)*. **321**, 780–781 (2008).
- Henningsson, S. S. & Alerstam, T. Barriers and distances as determinants for the evolution of bird migration links: the arctic shorebird system. *Proc. R. Soc. B Biol. Sci.* **272**, 2251–2258 (2005).
- Alerstam, T. *et al.* A polar system of intercontinental bird migration. *Proc. R. Soc. B Biol. Sci.* **274**, 2523–2530 (2007).
- Akesson, S., Morin, J., Muheim, R. & Ottosson, U. Avian orientation at steep angles of inclination: experiments with migratory white-crowned sparrows at the magnetic North Pole. *Proc. R. Soc. B Biol. Sci.* **268**, 1907–1913 (2001).
- Alerstam, T. & Gudmundsson, G. Bird orientation at high latitudes: flight routes between Siberia and North America across the Arctic Ocean. *Proc. R. Soc. B Biol. Sci.* **266**, 2499–2505 (1999).
- Mckee, C. S. *et al.* Melting barriers to faunal exchange across ocean basins. *Glob. Chang. Biol.* **22**, 465–473 (2016).
- Wisz, M. S. *et al.* Arctic warming will promote Atlantic–Pacific fish interchange. *Nat. Clim. Chang.* **5**, 261–265 (2015).
- Grémillet, D. *et al.* Cormorants dive through the Polar night. *Biol. Lett.* **1**, 469–471 (2005).
- Berge, J. *et al.* Unexpected levels of biological activity during the polar night offer new perspectives on a warming arctic. *Curr. Biol.* **25**, 2555–2561 (2015).
- Ostaszewska, K., Balazy, P., Berge, J. & Johnsen, G. Seabirds During Arctic Polar Night: Underwater Observations from Svalbard Archipelago, Norway Seabirds During Arctic Polar Night: Underwater Observations from. *Waterbirds* **40**, 302–308 (2017).
- Egevang, C., Boertmann, D., Mosbech, A. & Tamstorf, M. P. Estimating colony area and population size of little auks *Alle alle* at Northumberland Island using aerial images. *Polar Biol.* **26**, 8–13 (2003).
- González-Bergonzoni, I. *et al.* Small birds, big effects: The little auk (*Alle alle*) transforms high arctic ecosystems. *Proc. R. Soc. B Biol. Sci.* **284**, 201625 (2017).
- Welcker, J. *et al.* Flexibility in the bimodal foraging strategy of a high Arctic alcid, the little auk *Alle alle*. *J. Avian Biol.* **40**, 388–399 (2009).
- Grémillet, D. *et al.* Little auks buffer the impact of current Arctic climate change. *Mar. Ecol. Prog. Ser.* **454**, 197–206 (2012).
- Jakubas, D., Iliszko, L., Wojczulanis-Jakubas, K. & Stempniewicz, L. Foraging by little auks in the distant marginal sea ice zone during the chick-rearing period. *Polar Biol.* **35**, 73–81 (2012).
- Amélineau, F. *et al.* Arctic climate change and pollution impact little auk foraging and fitness across a decade. *Sci. Rep.* **9**, 1014 (2019).
- Scott, D. A. *Global overview of the conservation of migratory Arctic breeding birds outside the Arctic. Wetlands International Publication No.45. CAFF Technical Report No.4* (1998).
- Brommer, J. E., Lehikoinen, A. & Valkama, J. The breeding ranges of central European and arctic bird species move poleward. *PLoS One* **7**, 1–7 (2012).
- Pearce-Higgins, J. W. & Green, R. E. *Birds and Climate Change: Impacts and Conservation Responses. Ecology, Biodiversity and Conservation* (Cambridge University Press, <https://doi.org/10.1017/CBO9781139047791> 2014).
- Fort, J. *et al.* Multicolony tracking reveals potential threats to little auks wintering in the North Atlantic from marine pollution and shrinking sea ice cover. *Divers. Distrib. Wiley* **19**, 1322–1332 (2013).

46. Thuiller, W., Georges, D., Engler, R. & Breiner, F. Package 'biomod2'. 1–103 doi:Artn 20141776 <https://doi.org/10.1098/Rspb.2014.1776> (2016).
47. Fort, J. *et al.* Supporting information of 'Multicolony tracking reveals potential threats to little auks wintering in the North Atlantic from marine pollution and shrinking sea ice cover'. *Divers. Distrib. Wiley* **19**, 1322–1332 (2013).
48. Fort, J., Beaugrand, G., Grémillet, D. & Phillips, R. A. Biologging, remotely-sensed oceanography and the continuous plankton recorder reveal the environmental determinants of a seabird wintering hotspot. *PLoS One* **7** (2012).
49. Karnovsky, N. J., Kwaśniewski, S., Węślawski, J. M., Walkusz, W. & Beszczyńska-Möller, A. Foraging behavior of little auks in a heterogeneous environment. *Mar. Ecol. Prog. Ser.* **253**, 289–303 (2003).
50. Ström, H., Descamps, S. & Bakken, V. Seabird Colonies by the Barents Sea, White Sea and Kara Sea [Data set]. *Nor. Polar Inst.* (2008).
51. Wojczulanis-Jakubas, K. *et al.* Weak population genetic differentiation in the most numerous Arctic seabird, the little auk. *Polar Biol.* **37**, 621–630 (2014).
52. Amélineau, F., Grémillet, D., Bonnet, D., Bot, T. L. & Fort, J. Where to forage in the absence of sea ice? Bathymetry as a key factor for an arctic seabird. *PLoS One* **11**, 1–19 (2016).
53. Menard, S. *Applied Logistic Regression Analysis*. (SAGE Publications, 2002).
54. Barbet-Massin, M., Jiguet, F., Albert, C. H. & Thuiller, W. Selecting pseudo-absences for species distribution models: how, where and how many? *Methods Ecol. Evol.* <https://doi.org/10.1111/j.2041-210X.2011.00172.x> (2012).
55. Hirzel, A. H., Le Lay, G., Helfer, V., Randin, C. & Guisan, A. Evaluating the ability of habitat suitability models to predict species presences. *Ecol. Modell.* **199**, 142–152 (2006).
56. Boyce, M. S., Vernier, P. R., Nielsen, S. E. & Schmiegelow, F. K. A. Evaluating resource selection functions. *Ecol. Modell.* **157**, 281–300 (2002).
57. Jakubas, D. *et al.* Foraging behavior of a high-Arctic zooplanktivorous alcid, the little auk, at the southern edge of its breeding range. *J. Exp. Mar. Bio. Ecol.* **475**, 89–99 (2016).
58. Fort, J. Réponses des oiseaux marins de l'Arctique aux contraintes environnementales hivernales dans le contexte des changements climatiques. (Université Montpellier II, 2009).
59. Kearney, M. & Porter, W. Mechanistic niche modelling: Combining physiological and spatial data to predict species' ranges. *Ecol. Lett.* **12**, 334–350 (2009).
60. Porter, W. P. & Mitchell, J. *Method and system for calculating the spatial-temporal effects of climate and other environmental conditions on animals*. In: <http://www.patentstorm.us/patents/7155377-fulltext.html> (ed. U.P Office). *Wisconsin Alumni Research Foundation, USA*. (2006).
61. Fort, J., Porter, W. P. & Grémillet, D. Thermodynamic modelling predicts energetic bottleneck for seabirds wintering in the northwest Atlantic. *J. Exp. Biol.* **212**, 2483–2490 (2009).
62. Amélineau, F. *et al.* Energyscapes and prey fields shape a North Atlantic seabird wintering hotspot under climate change. *R. Soc. Open Sci.* **5**, 171883 (2018).
63. Nettleship, D. N. & Birkhead, T. R. *The Atlantic Alcidae - The evolution, distribution and biology of the auks inhabiting the atlantic ocean and adjacent water areas*. (1985).
64. Orben, R. A. *et al.* North or south? Niche separation of endemic red-legged kittiwakes and sympatric black-legged kittiwakes during their non-breeding migrations. *J. Biogeogr.* **42**, 401–412 (2015).
65. Egevang, C. *et al.* Tracking of Arctic terns *Sterna paradisaea* reveals longest animal migration. *Proc. Natl. Acad. Sci.* **107**, 2078–2081 (2010).
66. Hawkes, L. A. *et al.* The trans-Himalayan flights of bar-headed geese (*Anser indicus*). *Proc. Natl. Acad. Sci.* **108**, 9516–9519 (2011).
67. Grémillet, D. *et al.* Offshore diplomacy, or how seabirds mitigate intra-specific competition: a case study based on GPS tracking of Cape gannets from neighbouring colonies. *Mar. Ecol. Prog. Ser.* **268**, 265–279 (2004).
68. Davis, S. E., Maffei, M. & Mallory, M. L. Migratory connectivity at high latitudes: Sabine's gulls (*Xema sabini*) from a colony in the Canadian high arctic migrate to different oceans. *PLoS One* **11**, 1–12 (2016).
69. Elith, J. & Leathwick, J. R. Species Distribution Models: Ecological Explanation and Prediction Across Space and Time. *Annu. Rev. Ecol. Evol. Syst.* **40**, 677–697 (2009).
70. Guillera-Arroita, G. *et al.* Is my species distribution model fit for purpose? Matching data and models to applications. *Glob. Ecol. Biogeogr.* **24**, 276–292 (2015).
71. Gruisan, A., Thuillier, W. & Zimmermann, N. E. *Habitat suitability and distribution models with applications in R*. (2017).
72. Stempniewicz, L. *Alle alle, Little auk. J. birds West. Palearct.* (2001).
73. del Hoyo, J., Elliott, H. & Sargatal, J. *Handbook of the Birds of the World- Volume 3- Hoatzin to Auks*. (Lynx Edicions, 1996).
74. Day, R., DeGange, A., Divojy, G. & Troy, D. Distribution and Subspecies of the Dovekie in Alaska. *Condor* **90**, 712–714 (1988).
75. Takada, R. Check-list of the birds of Nemuro. *Mem. Prep. Off. Nemuro Munic. Museum* **15**, 95–114 (2001).
76. Nakamura, Y. *et al.* Record of Dovekie *Alle alle* in Japan. *Japanese J. Ornithol.* **52**, 122–123 (2003).
77. Halpin, L. & Willie, M. M. First record of dovekie in British Columbia. *Northwest. Nat.* **95**, 56–60 (2014).
78. Hazen, E. L. *et al.* Predicted habitat shifts of Pacific top predators in a changing climate. *Nat. Clim. Chang.* **2**, 1–5 (2012).
79. Ottersen, G. *et al.* The responses of fish populations to ocean climate fluctuations. In *Marine Ecosystems and Climate Variation: The North Atlantic A Comparative Perspective* 73–95 (2004).
80. Reygondeau, G. & Beaugrand, G. Future climate-driven shifts in distribution of *Calanus finmarchicus*. *Glob. Chang. Biol.* **17**, 756–766 (2011).
81. Clobert, J., Danchin, E., Dhondt, A. & Nichols, J. *Dispersal*. (Oxford University Press, 2001).
82. Stirling, I. The importance of polynyas, ice edges and leads to marine mammal and birds. *J. Mar. Syst.* **10**, 9–21 (1995).
83. Heide-Jørgensen, M. P., Laidre, K. L., Quakenbush, L. T. & Citta, J. J. The Northwest Passage opens for bowhead whales. *Biol. Lett.* **8**, 270–273 (2012).
84. Alaska Audubon, Conservancy Ocean, Oceana Pew Charitable Trusts & (WWF) World Wildlife Fund. *A synthesis of important areas in the US Chukchi and Beaufort seas: Best available data to inform management decisions*. (2016).
85. Smith, W. O. & Barber, D. G. Polynyas and Climate Change: A View to the Future. In *Elsevier Oceanography Series 74* (eds Smith, W. O. & Barber, D. G.) 411–419, [https://doi.org/10.1016/S0422-9894\(06\)74013-2](https://doi.org/10.1016/S0422-9894(06)74013-2) (2007).
86. Wheeler, H. C. *et al.* Identifying key needs for the integration of social-ecological outcomes in arctic wildlife monitoring. *Conserv. Biol.* 1–28 <https://doi.org/10.1111/cobi.13257> (2018).
87. Huettmann, F., Artukhin, Y., Gilg, O. & Humphries, G. Predictions of 27 Arctic pelagic seabird distributions using public environmental variables, assessed with colony data: A first digital IPY and GBIF open access synthesis platform. *Mar. Biodivers.* **41**, 141–179 (2011).
88. Frederiksen, M. *et al.* Migration and wintering of a declining seabird, the thick-billed murre *Uria lomvia*, on an ocean basin scale: Conservation implications. *Biol. Conserv.* **200**, 26–35 (2016).
89. Montevecchi, W. A. *et al.* Tracking seabirds to identify ecologically important and high risk marine areas in the western North Atlantic. *Biol. Conserv.* **156**, 62–71 (2012).
90. Yurkowski, D. J. *et al.* Abundance and species diversity hotspots of tracked marine predators across the North American Arctic. *Divers. Distrib.* 1–18 <https://doi.org/10.1111/ddi.12860> (2018).

91. Somveille, M., Rodrigues, A. S. L. & Manica, A. Why do birds migrate? A macroecological perspective. *Glob. Ecol. Biogeogr.* **24**, 664–674 (2015).
92. Frederiksen, M. *et al.* Multicolony tracking reveals the winter distribution of a pelagic seabird on an ocean basin scale. *Divers. Distrib.* 1–13 <https://doi.org/10.1111/j.1472-4642.2011.00864.x> (2011).
93. Fayet, A. L. *et al.* Ocean-wide Drivers of Migration Strategies and Their Influence on Population Breeding Performance in a Declining Seabird. *Curr. Biol.* 1–8 <https://doi.org/10.1016/j.cub.2017.11.009> (2017).
94. Galbraith, C. A., Jones, T., Kirby, J. & Tadj, M. A review of migratory bird flyways and priorities for management *CMS Technical Series Publication No. 27* (2014).

Acknowledgements

We warmly thank all providers of the GBIF, OBIS-SEAMAP, NPPSD databases and Sébastien Descamps for access to the data set “Seabird colonies of the Barents Sea, White Sea and Kara Sea”. We also thank the French Polar Institute Paul Emile Victor for funding the ADACLIM program (IPEV program 388). Many thanks to Nicolas Courbin and Clara Péron for their advice. Finally, thanks to Junya Watanabe for insights on little auks in the Pacific Ocean.

Author contributions

Conceived and designed the project: D.G., J.F., M.C. Software developers and data providers: W.P., P.M., H.S. Analyzed the data: M.C. Wrote the paper: M.C., D.G., J.F. All authors reviewed the manuscript.

Competing interests

The authors declare no competing interests.

Additional information

Supplementary information is available for this paper at <https://doi.org/10.1038/s41598-019-54228-5>.

Correspondence and requests for materials should be addressed to M.C.

Reprints and permissions information is available at www.nature.com/reprints.

Publisher’s note Springer Nature remains neutral with regard to jurisdictional claims in published maps and institutional affiliations.



Open Access This article is licensed under a Creative Commons Attribution 4.0 International License, which permits use, sharing, adaptation, distribution and reproduction in any medium or format, as long as you give appropriate credit to the original author(s) and the source, provide a link to the Creative Commons license, and indicate if changes were made. The images or other third party material in this article are included in the article’s Creative Commons license, unless indicated otherwise in a credit line to the material. If material is not included in the article’s Creative Commons license and your intended use is not permitted by statutory regulation or exceeds the permitted use, you will need to obtain permission directly from the copyright holder. To view a copy of this license, visit <http://creativecommons.org/licenses/by/4.0/>.

© The Author(s) 2019