



HAL
open science

Out-of-equilibrium hypersonic jet spectroscopy

Eszter Dudas, Samir Kassi, Vinayak Kulkarni, Christine Charles, Abdessamad Benidar, Robert Georges

► **To cite this version:**

Eszter Dudas, Samir Kassi, Vinayak Kulkarni, Christine Charles, Abdessamad Benidar, et al.. Out-of-equilibrium hypersonic jet spectroscopy. MOLEC 2018 - 22nd European Conference on the Dynamics of Molecular Systems, Aug 2018, Dinard, France. hal-02378302

HAL Id: hal-02378302

<https://hal.science/hal-02378302>

Submitted on 25 Nov 2019

HAL is a multi-disciplinary open access archive for the deposit and dissemination of scientific research documents, whether they are published or not. The documents may come from teaching and research institutions in France or abroad, or from public or private research centers.

L'archive ouverte pluridisciplinaire **HAL**, est destinée au dépôt et à la diffusion de documents scientifiques de niveau recherche, publiés ou non, émanant des établissements d'enseignement et de recherche français ou étrangers, des laboratoires publics ou privés.

OUT-OF-EQUILIBRIUM HYPERSONIC JET SPECTROSCOPY



Eszter Dudás¹, Samir Kassi², Vinayak Kulkarni³, Christine Charles⁴,
Abdessamad Benidar¹, Robert Georges¹

¹ Institut de Physique de Rennes, Université de Rennes 1 - CNRS, France

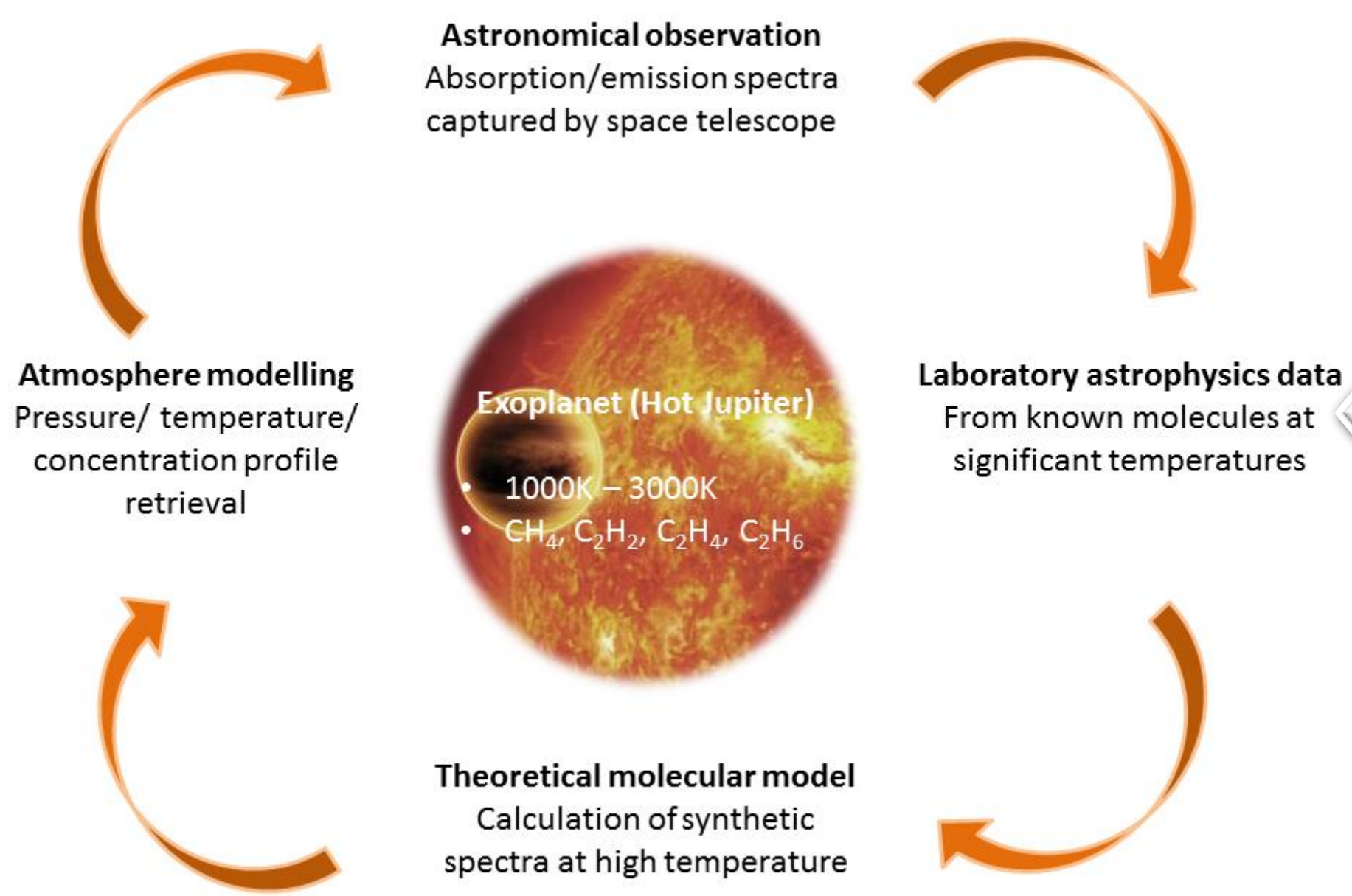
² Laboratoire interdisciplinaire de Grenoble, Université Grenoble Alpes - CNRS, France

³ Indian Institute of Technology Guwahati, Guwahati, India

⁴ Space Plasma, Power and Propulsion laboratory, Australian National University, Canberra, Australia



Introduction



Out-of-equilibrium hypersonic jet spectroscopy

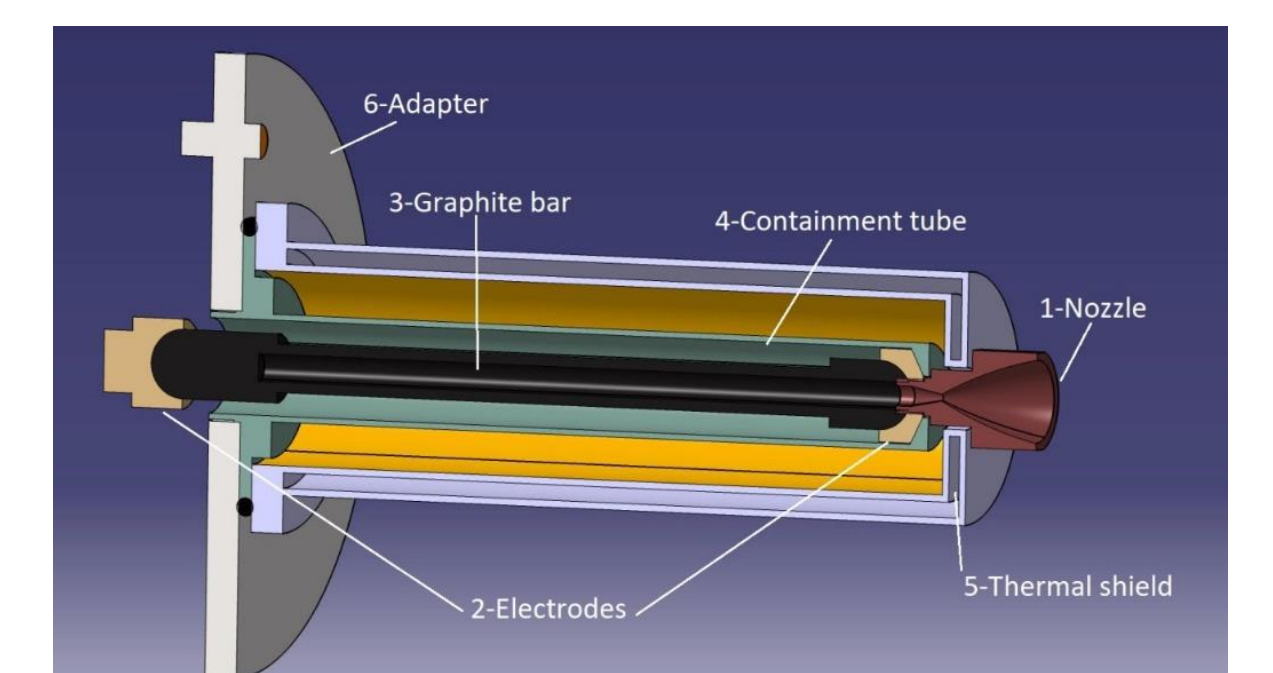
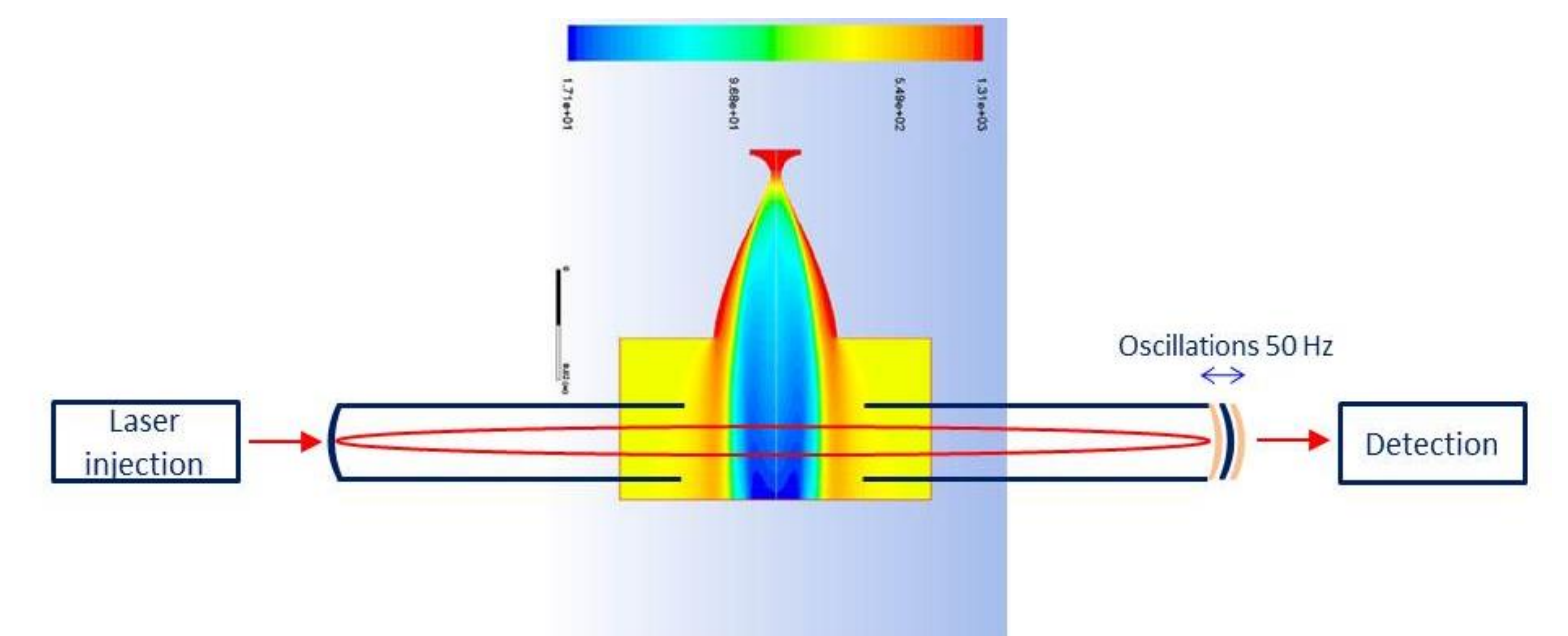
Hypersonic jet

- initially heated up to 2000 K
- sudden drop of molecular collisions
- strong decoupling of the internal degrees of freedom of the molecules
- uniform shape with isentropic core
 - rotational temperature relaxes rapidly
 - vibrational temperature remains very close to the initial one
 - relative high density
 - hot shear layer
 - several hundreds Kelvin

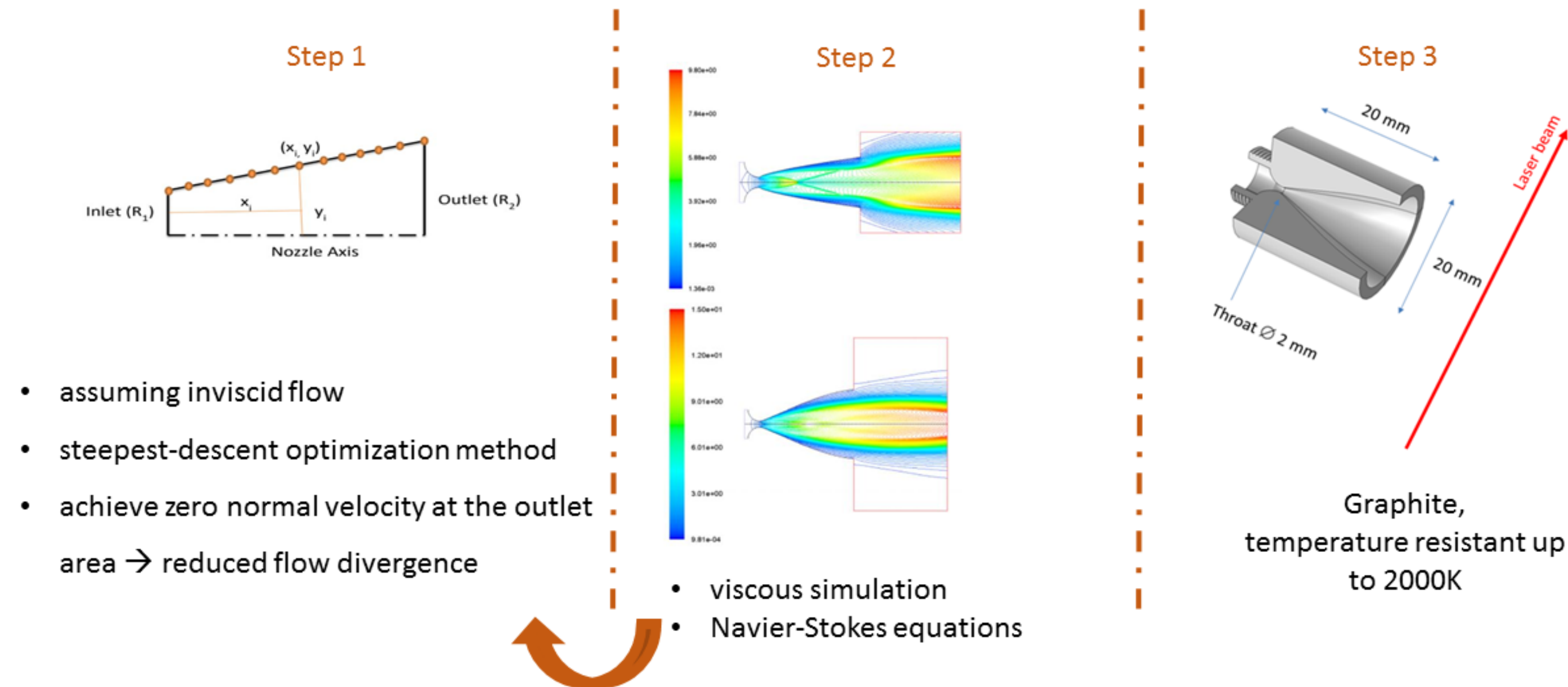
Cavity Ring-Down Spectroscopy

- ultra-sensitive technique
 - 675 m optical path
 - high-finesse optical cavity
- IR spectrum (1.5 μm range)
- fibred DFB butterfly laser diode
- laser diameter: 0.5 mm
- ring-down time: 180 μs
- resolution max.: 10⁻⁴ cm⁻¹

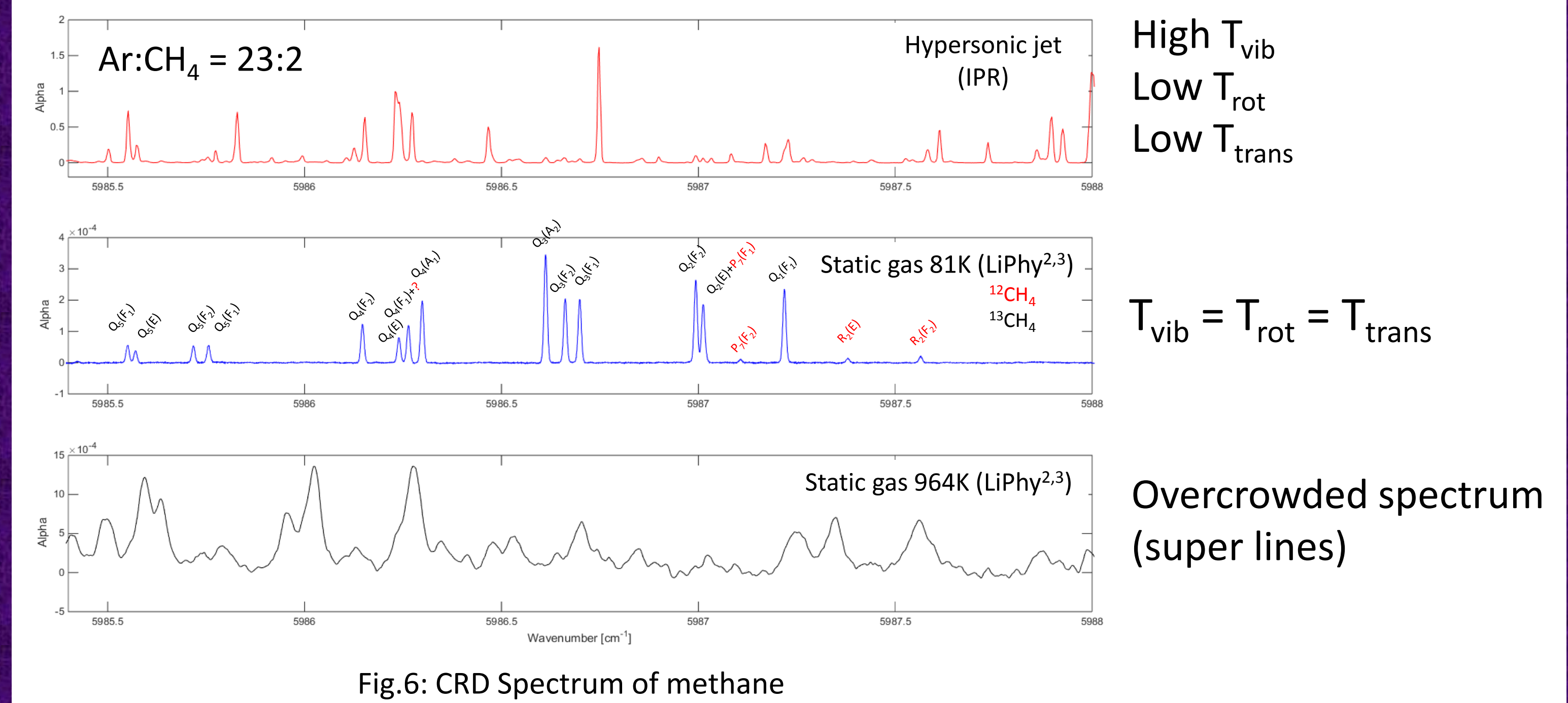
Experimental setup



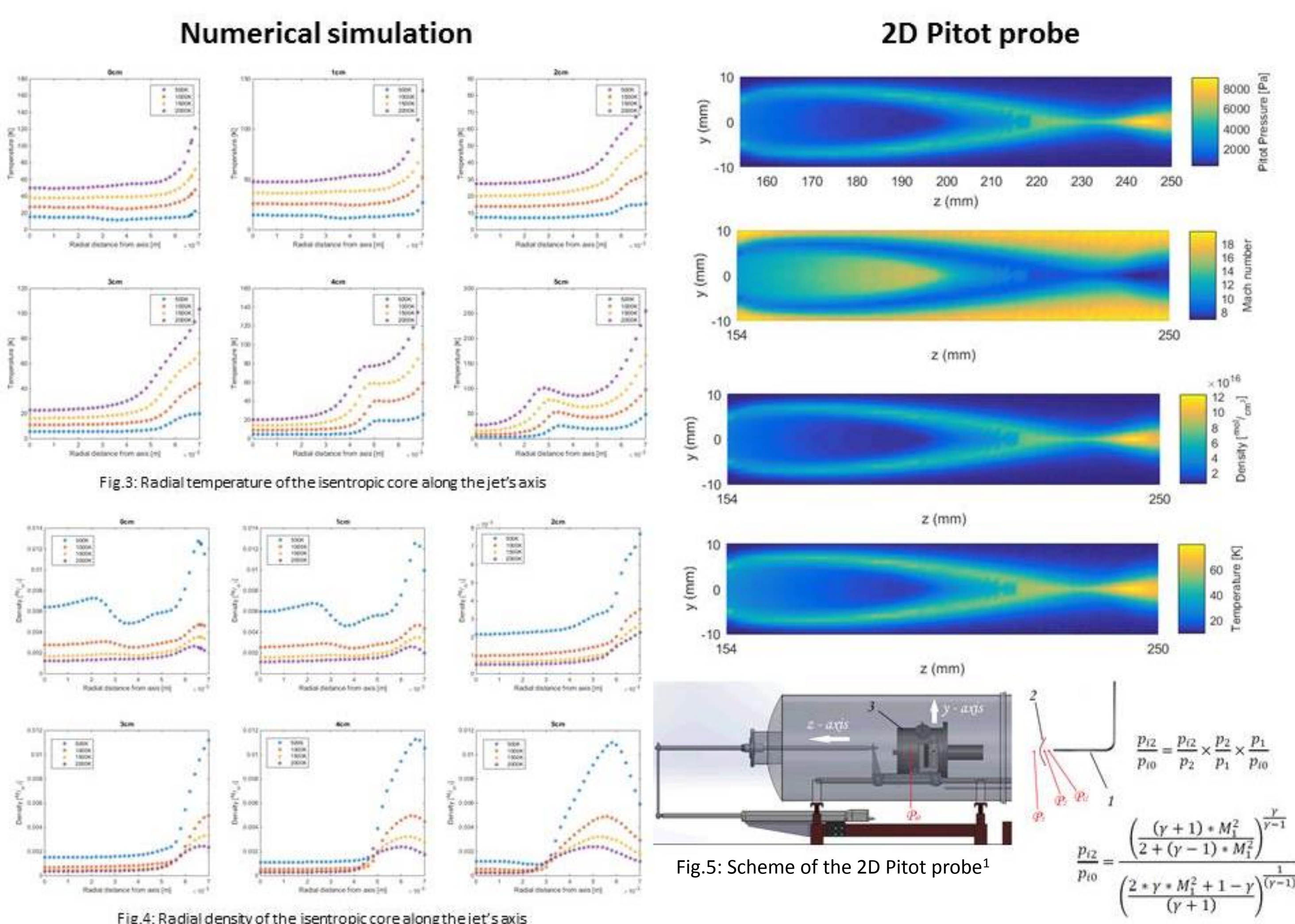
Design of small dimensional de Laval nozzle



Cavity Ring-Down Spectroscopy



Characterization of the flow



Advantages

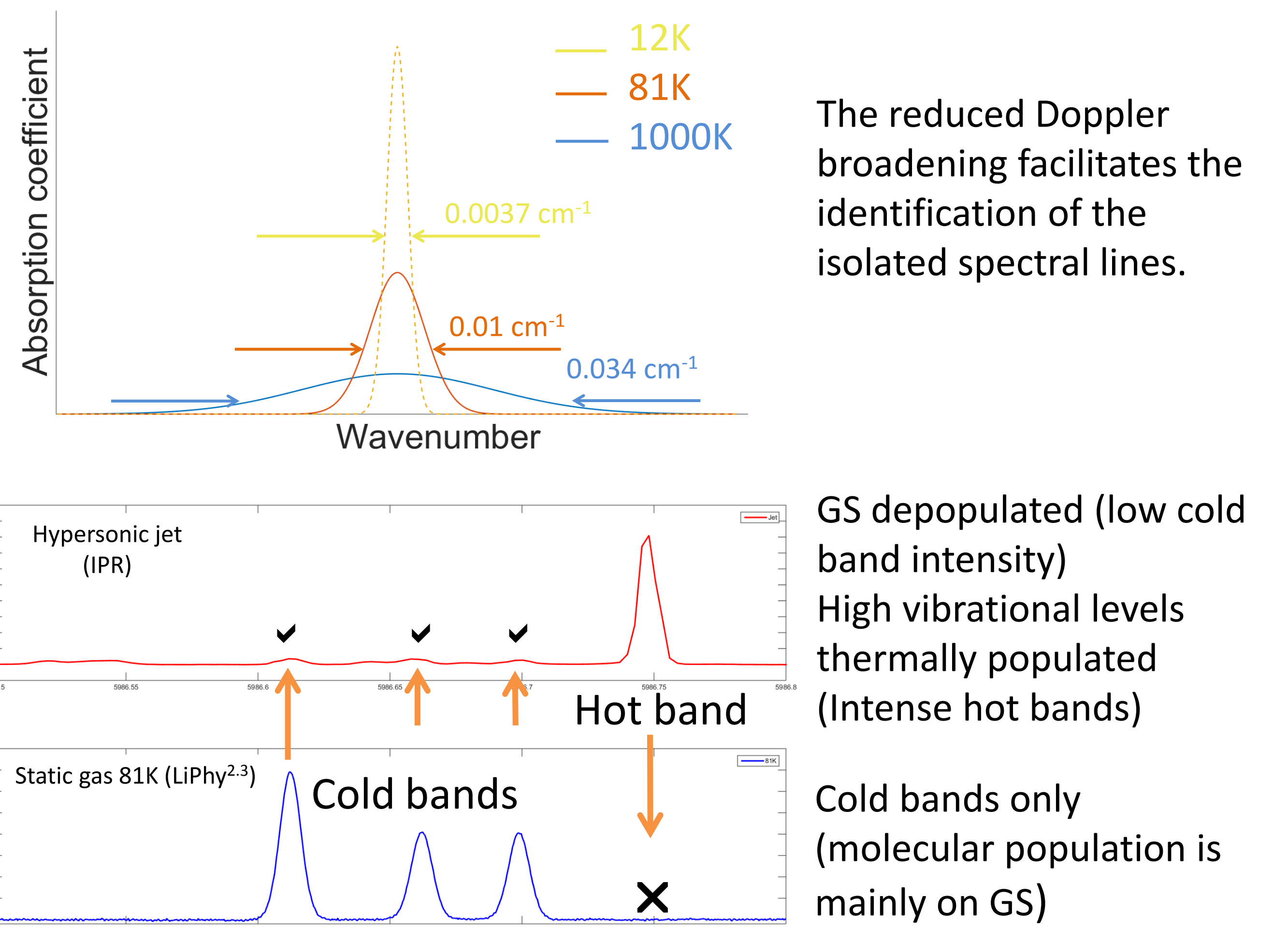
- Low temperature in the isentropic core
- Relatively high density (few 10¹⁶ cm⁻³)
- Radially uniform core over Ø15 mm
- Tunable initial reservoir temperature and pressure

To be improved

Unwanted shear layer absorption (rotationally hot gas)

Design of a planar nozzle for reducing the shear layer effect and for lengthening the optical path by a factor of 10

Performance



Discussion:

- simplified rotational structure of the hypersonic spectrum (1.5 μm range)
- without depopulating the highly excited vibrational energy levels whose analysis is really challenging under equilibrium conditions
- in progress: implementation of a planar nozzle

Acknowledgements

The ANR (e-PYTHEAS project) is acknowledged for the PhD grant of ED.
The Technical staff of IPR are warmly thanked for their valuable support.

References

- Suas-David, N., Jets hypersoniques sondés par spectroscopie par temps de déclin d'une cavité optique : application à l'astrophysique de laboratoire. 2016.
- M. Konefal, M. Ghysels, D. Mondelain, S. Kassi, A. Campargue The absorption spectrum of 13CH₄ at 80 K and 296 K near 1.73 μm 2018
- M. Ghysels, S. Vasilchenko, D. Mondelain, S. Béguier, S. Kassi, A. Campargue Laser absorption spectroscopy of methane at 1000 K near 1.75 μm: A validation test of the spectroscopic databases