



HAL
open science

Cyclic Allyl Carbamates in Stereoselective SE' Processes: Synthetic Approach to Sarcodictyins and Eleutherobin

Sylvie Dhulut, Arnaud Bourin, Marie-Isabelle Lannou, Etienne Fleury, Nathalie Lensen, Evelyne Chelain, Ange Pancrazi, Janick Ardisson, Jacques Fahy

► **To cite this version:**

Sylvie Dhulut, Arnaud Bourin, Marie-Isabelle Lannou, Etienne Fleury, Nathalie Lensen, et al.. Cyclic Allyl Carbamates in Stereoselective SE' Processes: Synthetic Approach to Sarcodictyins and Eleutherobin. *European Journal of Organic Chemistry*, 2007, 2007 (31), pp.5235-5243. 10.1002/ejoc.200700490 . hal-02371125

HAL Id: hal-02371125

<https://hal.science/hal-02371125>

Submitted on 12 Oct 2021

HAL is a multi-disciplinary open access archive for the deposit and dissemination of scientific research documents, whether they are published or not. The documents may come from teaching and research institutions in France or abroad, or from public or private research centers.

L'archive ouverte pluridisciplinaire **HAL**, est destinée au dépôt et à la diffusion de documents scientifiques de niveau recherche, publiés ou non, émanant des établissements d'enseignement et de recherche français ou étrangers, des laboratoires publics ou privés.

Cyclic Allyl Carbamates in Stereoselective $syn S_E'$ Processes: Synthetic Approach to Sarcodictyins and Eleutherobin

Sylvie Dhulut,^[a] Arnaud Bourin,^[a] Marie-Isabelle Lannou,^[a] Etienne Fleury,^[a]
Nathalie Lensen,^{*[a]} Evelyne Chelain,^{*[a]} Ange Pancrazi,^[a] Janick Ardisson,^[a] and
Jacques Fahy^{*[b]}

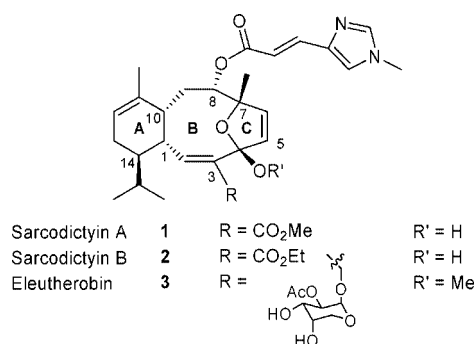
Keywords: Cytotoxic agents / Synthesis / $syn S_E'$ / Carbamates / Terpenoids

Our synthetic approach of marine diterpenoids sarcodictyins A and B and eleutherobin relies on the one-step attachment of a C5–C9 side chain at the C10 position. The C1,C10 *cis*-disubstituted cyclohexene derivative is obtained in 86% yield with total stereoselectivity. The reaction is based on a

$syn S_E'$ process involving a cyclic (Z)-allyl diisopropylcarbamate.

Introduction

Marine diterpenoids sarcodictyin **1** and **2** (Scheme 1) were successively isolated by Pietra in 1987^[1] from Mediterranean coral *Sarcodictyon roseum* and by Kashman in 1996 from *Eleutherobia aurea* (South Africa coral).^[2] Another member of this family eleutherobin **3** was first identified by Fenical in 1995^[3] from soft red-coloured coral *Eleutherobia* cf. *albiflora* in the Indian Ocean, and then by Andersen from *Erythropodium caribaeorum* in the Pacific Ocean in 2000.^[4]



Scheme 1. Sarcodictyins and eleutherobin.

[a] Laboratoire de Synthèse Organique Sélective et Chimie Organométallique, UMR 8123, Université de Cergy-Pontoise, CNRS-UCP-ESCOM, 5 Mail Gay-Lussac Neuville 95031, Cergy-Pontoise Cedex, France
E-mail: nathalie.lensen@u-cergy.fr;
evelyne.chelain@u-cergy.fr

[b] Pierre Fabre Centre de Recherche en Oncologie Expérimentale, 3 rue des Satellites, 31400 Toulouse, France
E-mail: jacques.fahy@pierre-fabre.com

These compounds are potent inducers of tubulin polymerization and possess cytotoxic activity against human colon and ovarian carcinoma cell lines (IC₅₀ 10.7 and 13.7 nM, respectively); furthermore, they are active against paclitaxel resistant tumour cell lines.^[5] Owing to the biological interest of these molecules, much work has been devoted to the total synthesis of sarcodictyins **1** and **2** and eleutherobin **3**. However, to date, only two syntheses of eleutherobin **3** have been described by Nicolaou^[6] and Danishefsky,^[7] and one synthesis of sarcodictyins **1** and **2** by Nicolaou.^[8] In addition, two formal syntheses by Metz and Gennari^[9] and several approaches^[10] of these compounds were reported.

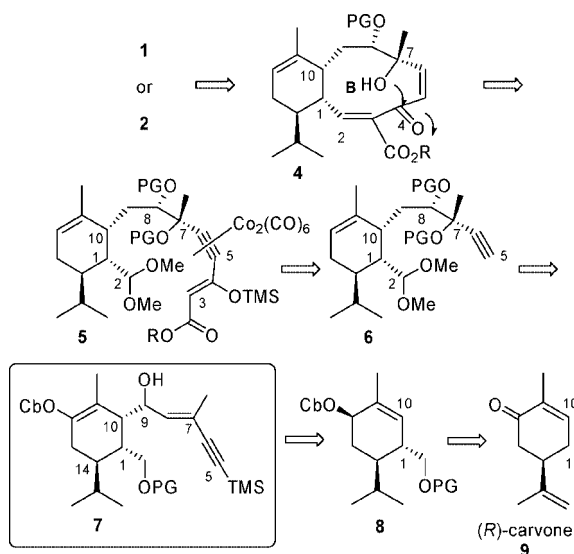
Results and Discussion

Our strategy (Scheme 2) involved the formation of the 10-membered ring **B** of **4** by cyclization of the conveniently substituted precursor **5** with the use of the Mukaiyama reaction.

This silyl enol ether could be constructed from diol **6**, which in turn would be obtained from the key intermediate **7** by C7–C8 the Sharpless dihydroxylation reaction,^[11] deoxygenation at C9^[12] and reduction of the O-enecarbamate functionality [*i*PrMgCl/catalytic Ni(acac)₂].^[13]

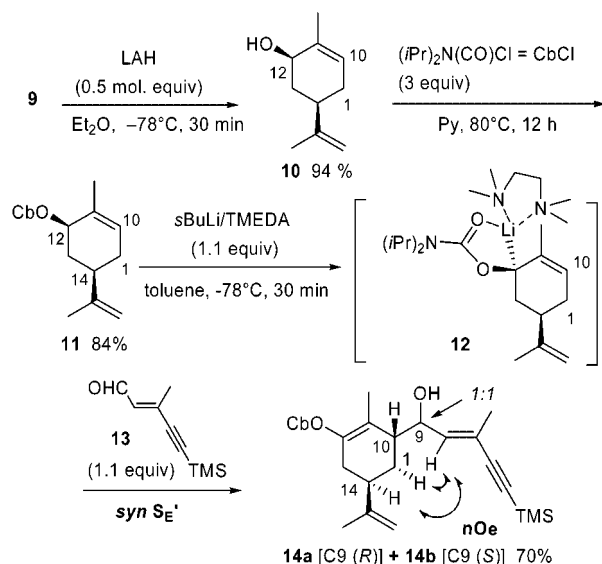
In this paper, we describe a new method for the installation of a C5–C9 side chain at the C10 position of compound **7** starting with allylic carbamate **8**, which can be prepared by the vinylogous Mukaiyama aldol reaction of (*R*)-carvone (**9**) previously described by Gennari.^[9b,10a]

The key step for the formation of compound **7** consisted in the S_E' reaction of a stable allyl metal with an electrophile. More specifically, the homoaldol reaction with secondary metallated allyl carbamates reported by Hoppe was considered.^[14–16] We already demonstrated the utility of



Scheme 2. Synthetic strategy.

homoaldol reactions from acyclic secondary carbamates in total syntheses,^[17] and Hoppe and coworkers described the homoaldol reaction of a C12–C14^[18] *cis*-carveyl carbamate similar to **11** with acetone (Scheme 3).^[14b,19]

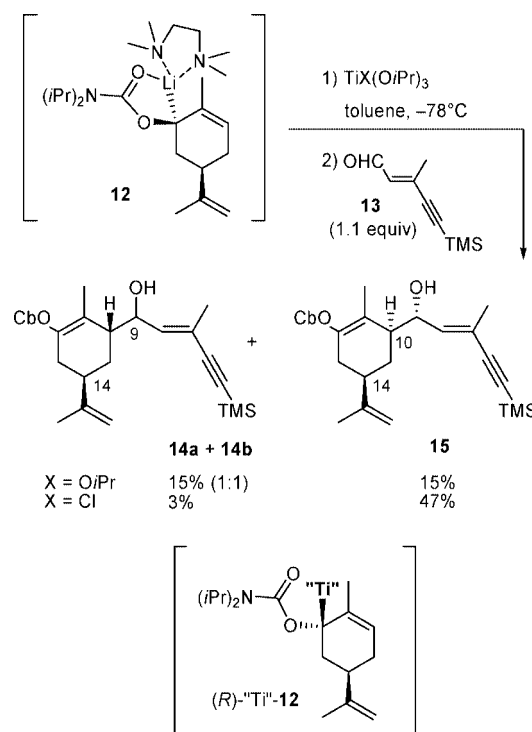


Scheme 3. Formation of C10–C14 *trans* carveyl alcohols **14a** and **14b**.

C12–C14 *cis*-carveyl diisopropylcarbamate **11** was prepared by reduction of **9** and carbamylation and then deprotonated with *s*BuLi/TMEDA (1.1 equiv., toluene, -78°C , 30 min); reaction of this lithio compound with enynal **13**^[20] delivered a 1:1 C9 diastereomeric mixture of adducts **14a** and **14b** in 70% yield. The configuration at the C10 centre, created with total stereoselectivity, of these two separable products was assigned from ^1H NMR spectroscopic analysis and nOe experiments.^[21]

To improve the diastereoselectivity of this reaction at C9, a lithium/titanium exchange was then performed. Transme-

tallation of lithiated **12** with $\text{Ti}(\text{O}i\text{Pr})_4$ led to a 1:1:2 mixture of adducts **14a**, **14b** and **15** (the epimer of **14a** at C10 in 30% yield (Scheme 4).^[22] However, switching to $\text{TiCl}(\text{O}i\text{Pr})_3$, the C10–C14 *cis* carveyl enynol **15** was produced in 47% yield (along with 3% of a mixture of **14a** and **14b**, and 31% of recovered starting material **11**).^[21] Under the latter conditions, transmetallation occurred with inversion of configuration to afford the titanium intermediate (*R*)-"Ti"**-12**,^[23] and this intermediate underwent a *syn* S_{E}' reaction to produce C10–C14 *cis* compound **15**. The *Re* face selectivity [*S*]-C9 in this case is excellent, but cannot be explained by a typical Zimmerman–Traxler transition state. The stereochemistry of the side chain at C10 of compound **15** was inferred from NMR spectroscopic analysis and nOe experiments.^[21]

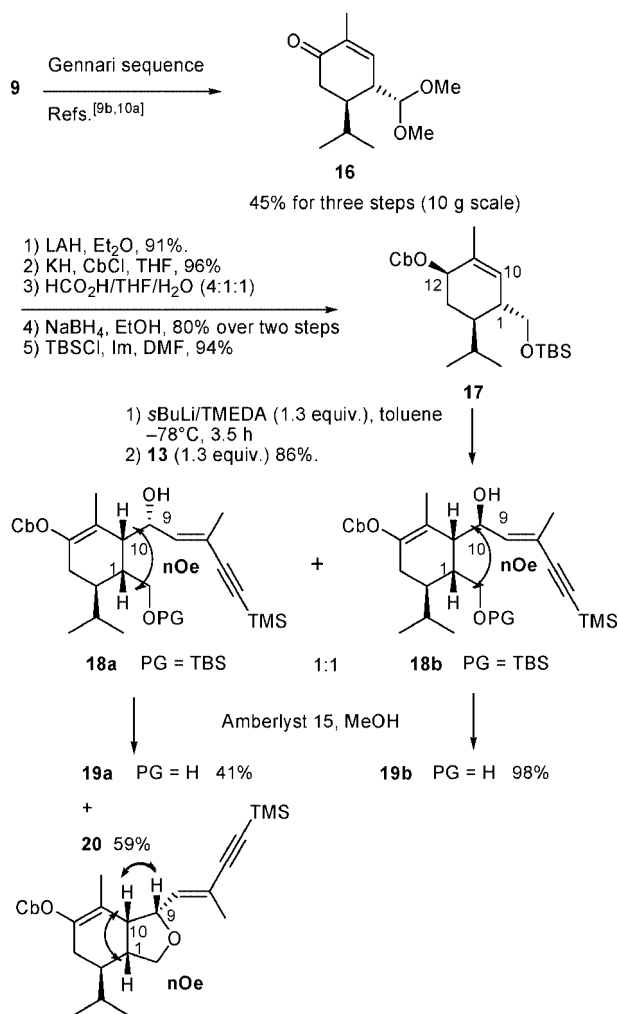


Scheme 4. Reaction between titanium carveyl (*R*)-diisopropylcarbamate (*R*)-"Ti"**-12** and enynal **13**.

In order to apply this method to our strategic goal, allyl carbamate **17**, substituted at the C1 centre, was prepared from Gennari product **16**^[9a,10a] in eight steps and 29.6% overall yield from carvone (Scheme 5).

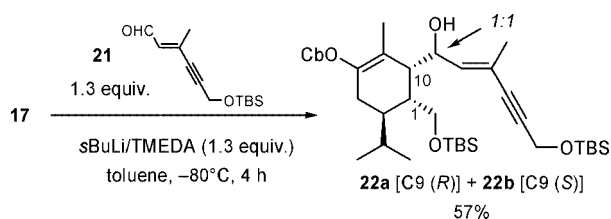
Allyl carbamate **17**, when deprotonated with *s*BuLi/TMEDA (3.5 h deprotonation time instead of 30 min) furnished the expected C1–C10 *cis*-disubstituted compounds **18a** and **18b** as a 1:1 mixture in 86% yield.^[13]

Structural assignment of the two separated diastereomers **18a** and **18b** was realized by NMR spectroscopic analysis and nOe experiments of diol derivatives **19a** and **19b** and of ether **20**, which resulted from acidic treatment (Amberlyst 15/MeOH). Absolute configurations were deduced from NMR spectroscopic analysis of the corresponding (*R*) and (*S*) mandelate esters of **18a** and **18b**.



Scheme 5. Formation of the homoaldols **18a** and **18b**.

Finally, in a more convergent synthetic approach of sarcodictyins and eleutherobin, enynal **21**^[20] was treated with **17** under the same conditions used before to deliver the two separable alcohols **22a** and **22b** in 57% unoptimized yield (Scheme 6).



Scheme 6. Formation of the homoaldols **22a** and **22b**.

Further work is in progress to access the ten-membered ring B of sarcodictyins and eleutherobin from adducts **18a,b** and **22a,b**.

Conclusions

We performed an efficient *syn* S_{E'} reaction involving a cyclic (Z) secondary allyl α-lithiodiisopropylcarbamate. The C1,C10 *cis*-disubstituted precursors **18a,b** and **22a,b** were prepared starting from (*R*)-(-)-carvone by introduction of a side chain at C10 with the desired configuration. These compounds can be considered as promising intermediates in a new synthetic approach to sarcodictyins A and B and eleutherobin.

Experimental Section

General Remarks: All reactions were carried out in oven-dried or flame-dried glassware under an argon atmosphere by employing standard techniques in handling air-sensitive materials. All solvents were of reagent grade. Tetrahydrofuran (THF) and diethyl ether (Et₂O) were freshly distilled from sodium/benzophenone under a nitrogen atmosphere immediately prior to use. Dichloromethane (DCM) was freshly distilled from calcium hydride. All other reagents were used as supplied. Reactions were magnetically stirred and monitored by thin layer chromatography with 0.20 mm SDS 60F254 pre-coated silica gel plates. Flash chromatography was performed with silica gel 60 (particle size 0.040–0.063 mm) supplied by SDS. Yield refers to chromatographically and spectroscopically pure compounds, unless otherwise noted. Proton NMR spectra were recorded by using an internal deuterium lock at ambient temperature with a Jeol 270 or 400 MHz spectrometer. An internal reference of δ_H = 7.26 ppm was used for CDCl₃. Data are represented as follows: chemical shift, multiplicity (s = single, d = doublet, t = triplet, q = quartet), integration and coupling constant. Carbon-13 NMR spectra were recorded with a Jeol 67.8 or 100.5 MHz spectrometer. An internal reference of δ_C = 77.14 ppm was used for CDCl₃. Infrared spectra were recorded with a Nicolet Impact-400.

(1*R*,5*R*)-5-Isopropenyl-2-methylcyclohex-2-enol (10): To a solution of lithium aluminium hydride (LAH; 1 M, 6.7 mL, 6.7 mmol, 0.5 equiv.) at -78 °C was slowly added (*R*)-(-)-carvone (**9**; 2 g, 13.3 mmol) in Et₂O (10 mL). After 30 min, H₂O (450 μL, 25 mmol), NaOH (450 μL, 25 mmol) and more H₂O (450 μL, 25 mmol) was successively added. The solution was stirred until a white precipitate appeared, then dried with MgSO₄ and filtered off. The solvent was removed under reduced pressure, and the crude residue was purified by chromatography on silica gel (cyclohexane/AcOEt, 80:20) to deliver compound **10** (1.9 g, 94%, 95% *de*). [α]_D²⁰ = -35.5 (*c* = 2.28, CHCl₃) {ref.^[14b,19] [α]_D²⁰ = -35.0 (*c* = 4.00, CHCl₃)}. ¹H NMR (270 MHz, CDCl₃): δ = 5.49 (dd, *J* = 2.6, 1.3 Hz, 1 H), 4.72 (s, 2 H), 4.18 (m, 1 H), 2.30–1.86 (m, 4 H), 1.75 (s, 3 H, CH₃), 1.74 (s, 3 H, CH₃), 1.65 (s, 1 H, OH), 1.56–1.41 (td, *J* = 12.2, 9.9 Hz, 1 H) ppm. ¹³C NMR (67.5 MHz, CDCl₃): δ = 148.9 (C), 136.2 (C), 123.7 (CH), 109.0 (CH₂), 70.7 (CH), 40.4 (CH), 37.9 (CH₂), 30.9 (CH₂), 20.5 (CH₃), 18.9 (CH₃) ppm. MS (GC, EI): *m/z* = 152. C₁₀H₁₆O (152.24): calcd. C 78.90, H 10.59; found C 79.15, H 10.68.

(1*R*,4*R*,5*R*)-5-Isopropenyl-2-methylcyclohex-2-enyl Diisopropylcarbamate (11): To a solution of **10** (1.47 g, 9.6 mmol) in pyridine (10 mL) at 0 °C was slowly added diisopropylcarbamoyl chloride (4.8 g, 29 mmol, 3 equiv.). The mixture was stirred for 12 h at 80 °C, and the mixture was then diluted at 0 °C with Et₂O (20 mL), H₂O (10 mL) and an aqueous saturated NH₄Cl solution (15 mL). After extraction with Et₂O, the combined organic layers were

washed with brine, dried with MgSO₄ and filtered off. After the solvent was removed under reduced pressure, the crude residue was purified by chromatography on silica gel (cyclohexane/AcOEt, 80:20) to deliver product **11** (2.25 g, 84%). [α]_D²⁰ = +0.7 (*c* = 3.0, MeOH). ¹H NMR (400 MHz, CDCl₃): δ = 5.52–5.51 (m, 1 H), 5.47–5.37 (m, 1 H), 4.68 (s, 2 H), 4.17–3.93 (m, 1 H), 3.93–3.65 (m, 1 H), 2.27 (tdd, *J* = 12.3, 5.2, 1.6 Hz, 1 H), 2.17 (ddt, *J* = 12.3, 6.0, 1.4 Hz, 1 H), 2.05 (m, 1 H), 1.95 (m, 1 H), 1.69 (s, 3 H, CH₃), 1.64 (s, 3 H, CH₃), 1.47 (td, *J* = 12.4, 10.1 Hz, 1 H), 1.19 (s, 6 H, 2 CH₃), 1.17 (s, 6 H, 2 CH₃) ppm. ¹³C NMR (100 MHz, CDCl₃): δ = 155.6 (C), 148.6 (C), 134.2 (C), 125.0 (CH), 109.1 (CH₂), 73.1 (CH), 46.2 (CH), 45.3 (CH), 40.5 (CH), 34.5 (CH₂), 30.8 (CH₂), 21.8 (2 CH₃), 20.6 (CH₃), 20.4 (2 CH₃), 19.2 (CH₃) ppm. IR (film): $\tilde{\nu}$ = 1698, 1451, 1290, 1160 cm⁻¹. MS (GC, EI): *m/z* = 279 [M]⁺, 220, 146. C₁₇H₂₉NO₂ (279.42): calcd. C 73.07, H 10.46, N 5.01; found C 73.14, H 10.52, N 5.05.

(2E)-3-Methyl-5-trimethylsilylpent-2-en-4-ynal (13): To a suspension of Pd(OAc)₂ (180 mg, 0.75 mmol, 0.05 equiv.) in THF (34 mL) at 20 °C was added tris(2,6-dimethoxyphenyl)phosphane (340 mg, 1.5 mmol, 0.05 equiv.). After stirring for 15 min, ethyl butynoate (1.75 mL, 15.0 mmol, 1 equiv.) was introduced. To the resulting clear brown mixture obtained after 5 min, was added trimethylsilylacetylene (2.12 mL, 15.0 mmol, 1 equiv.). The reaction mixture became dark brown. After 2 h, the mixture was concentrated under reduced pressure, and the crude residue was purified by chromatography on silica gel (cyclohexane/AcOEt, 95:5) to deliver ethyl (2E)-3-methyl-5-trimethylsilylpent-2-en-4-ynoate (3.0 g, 95%). ¹H NMR (270 MHz, CDCl₃): δ = 6.04 (s, 1 H), 4.11 (q, *J* = 7.1 Hz, 2 H), 2.22 (s, 3 H, CH₃), 1.22 (t, *J* = 7.1 Hz, 3 H, CH₃), 0.15 (s, 9 H, 3 CH₃) ppm. ¹³C NMR (67.5 MHz, CDCl₃): δ = 166.3 (C), 137.8 (C), 125.3 (CH), 106.8 (C), 99.4 (C), 60.3 (CH₂), 19.9 (CH₃), 14.5 (CH₃), 0.0 (3 CH₃) ppm. MS (GC, CI, CH₄): *m/z* = 211 [M + H]⁺.

To a solution of ethyl (2E)-3-methyl-5-trimethylsilyl pent-2-ene-4-ynoate (2.4 g, 11.5 mmol) in CH₂Cl₂ (24.6 mL) at -78 °C was added dropwise a solution of DIBAL-H (1 M in CH₂Cl₂, 31 mL, 31 mmol, 2.7 equiv.). After 2 h at -78 °C, to the reaction mixture was added ethyl acetate then potassium tartrate (46 mmol, 4 equiv.), and the mixture was stirred for 1 h. The aqueous phase was extracted with CH₂Cl₂, and the combined organic layers were washed with brine, dried with MgSO₄ and filtered off. After the solvent was removed under reduced pressure, the crude residue was purified by chromatography on silica gel (cyclohexane/AcOEt, 80:20) to deliver the (2E)-3-methyl-5-trimethylsilyl pent-2-en-4-ynol (1.65 g, 86%). ¹H NMR (270 MHz, CDCl₃): δ = 6.05 (t, *J* = 6.6 Hz, 1 H), 4.19 (d, *J* = 6.6 Hz, 2 H), 1.81 (s, 3 H, CH₃), 1.67 (s, 1 H, OH), 0.17 (s, 9 H, 3 CH₃) ppm. ¹³C NMR (67.5 MHz, CDCl₃): δ = 136.6 (CH), 120.7 (C), 107.4 (C), 92.2 (C), 59.1 (CH₂), 17.4 (CH₃), 0.0 (3 CH₃) ppm. IR (film): $\tilde{\nu}$ = 3339, 2960, 2146, 1634, 1445, 1245, 1009 cm⁻¹. MS (GC, EI): *m/z* = 168.

IBX^[24] (734 mg, 2.62 mmol, 2.2 equiv.) was dissolved in DMSO (5 mL) at 20 °C. When the mixture became transparent, a DMSO solution (3 mL) of (2E)-3-methyl-5-trimethylsilyl pent-2-en-4-ynol (200 mg, 1.19 mmol) was added. After stirring for 2 h at 20 °C, H₂O was added at 0 °C, and the reaction mixture was filtered through a short pad of celite. After extraction with Et₂O, the combined organic layers were washed with brine, dried with MgSO₄ and filtered off, and the solvents were removed under reduced pressure. Crude aldehyde **13** (195 mg) was used without further purification in the next step. ¹H NMR (400 MHz, CDCl₃): δ = 9.95 (d, *J* = 8.2 Hz, 1 H), 6.13 (dq, *J* = 8.2, 1.4 Hz, 1 H), 2.21 (d, *J* = 1.4 Hz, 3 H, CH₃), -0.15 (s, 9 H, 3 CH₃) ppm. ¹³C NMR (100 MHz, CDCl₃): δ = 190.2 (CH), 140.0 (C), 134.0 (CH), 105.5

(C), 105.0 (C), 18.3 (CH₃), -0.5 (3 CH₃) ppm. MS (GC, EI): *m/z* = 166 [M]⁺.

Reaction of Carbamate **11** with Enynal **13** Under *s*BuLi/TMEDA/toluene Conditions

[3R(1R,2E),5R]-3-[1-Hydroxy-3-methyl-5-(trimethylsilyl)pent-2-en-4-ynyl]-2-methyl-5-(prop-1-en-2-yl)cyclohex-1-enyl Diisopropylcarbamate (14a) and **[3R(1S,2E),5R]-3-[1-Hydroxy-3-methyl-5-(trimethylsilyl)pent-2-en-4-ynyl]-2-methyl-5-(prop-1-en-2-yl)cyclohex-1-enyl Diisopropylcarbamate (14b):** To a solution of carbamate **11** (500 mg, 1.8 mmol) and TMEDA (300 μ L, 2 mmol, 1.1 equiv.) in toluene (10 mL) at -78 °C was slowly added *s*BuLi (1.28 M in hexanes, 1.5 mL, 2 mmol, 1.1 equiv.). The clear reaction mixture became deep yellow. After 30 min deprotonation time at -78 °C, a solution of aldehyde **13** (330 mg, 2 mmol, 1.1 equiv.) in toluene (5 mL) was added. After stirring for 1 h at -78 °C the reaction was quenched by the addition of a MeOH/H₂O/HCl (1 N) (10 mL/4 mL/1 mL) mixture. The temperature was warmed to 20 °C, and the mixture was extracted with Et₂O. The combined organic layers were washed with brine, dried with MgSO₄ and filtered off. After the solvent was removed under reduced pressure, the crude residue was purified by chromatography on silica gel (cyclohexane/AcOEt, 90:10) to deliver title products **14a** (285 mg) and **14b** (280 mg) in an overall yield of 70% (565 mg); **14a/14b**, 1:1. Data for **14a**: [α]_D²⁰ = +3.1 (*c* = 1.08, CHCl₃). ¹H NMR (400 MHz, CDCl₃): δ = 6.04 (dq, *J* = 7.8, 1.0 Hz, 1 H), 4.74 (d, *J* = 0.5 Hz, 1 H), 4.72 (d, *J* = 0.5 Hz, 1 H), 4.67 (dd, *J* = 7.8, 3.7 Hz, 1 H), 4.08 (m, 1 H), 3.81 (m, 1 H), 2.94 (m, 1 H), 2.26 (m sharp, 1 H), 2.18 (m, 1 H), 2.08 (m, 1 H), 1.98 (m, 1 H), 1.85 (d, *J* = 1.4 Hz, 3 H, CH₃), 1.75 (s, 3 H, CH₃), 1.63 (s, 3 H, CH₃), 1.52 (td, *J* = 13.3, 6.0 Hz, 1 H), 1.26 (s, 6 H, 2 CH₃), 1.20 (s, 6 H, 2 CH₃), 0.18 (s, 9 H, 3 CH₃) ppm. ¹³C NMR (100 MHz, CDCl₃): δ = 153.9 (C), 149.3 (C), 145.7 (C), 139.6 (CH), 119.5 (C), 119.5 (C), 109.3 (CH₂), 108.1 (C), 91.6 (C), 69.3 (CH), 47.2 (CH), 46.0 (CH), 45.4 (CH), 38.2 (CH), 32.7 (CH₂), 28.2 (CH₂), 21.7 (2 CH₃), 20.7 (CH₃), 20.6 (2 CH₃), 18.2 (CH₃), 14.8 (CH₃), 0.4 (3 CH₃) ppm. IR (film): $\tilde{\nu}$ = 3421, 2966, 2141, 1680, 1445, 1296, 1148 cm⁻¹. MS (GC, CI, CH₄): *m/z* = 446 [M + H]⁺, 279, 128, 109, 86, 73. C₂₆H₄₃NO₃Si (445.72): calcd. C 70.06, H 9.72, N 3.14; found C 70.14, H 9.77, N 3.18. Data for **14b**: [α]_D²⁰ = -4.9 (*c* = 0.95, CHCl₃). ¹H NMR (400 MHz, CDCl₃): δ = 5.94 (dq, *J* = 9.2, 1.4 Hz, 1 H), 4.78–4.70 (m, 2 H), 4.49 (dd, *J* = 9.2, 5.5 Hz, 1 H), 4.15–4.00 (m, 1 H), 3.92–3.72 (m, 1 H), 2.72–2.60 (m, 1 H), 2.37–2.31 (m, 1 H), 2.20–2.04 (m, 2 H), 1.82 (s, 3 H, CH₃), 1.72–1.58 (m, 2 H), 1.71 (s, 3 H, CH₃), 1.69 (s, 3 H, CH₃), 1.32–1.19 (m, 12 H, 4 CH₃), 0.12 (s, 9 H, 3 CH₃) ppm. ¹³C NMR (100 MHz, CDCl₃): δ = 153.8 (C), 149.0 (C), 144.9 (C), 141.5 (CH), 120.4 (C), 119.7 (C), 109.7 (CH₂), 108.0 (C), 92.1 (C), 72.7 (CH), 47.1 (CH), 46.0 (CH), 45.9 (CH), 38.2 (CH), 33.0 (CH₂), 31.5 (CH₂), 21.8 (2 CH₃), 20.8 (2 CH₃), 20.7 (CH₃), 18.1 (CH₃), 17.3 (CH₃), 0.3 (3 CH₃) ppm. MS (GC, CI, CH₄): *m/z* = 446 [M + H]⁺, 279, 128, 109, 86, 73. C₂₆H₄₃NO₃Si (445.72): calcd. C 70.06, H 9.72, N 3.14; found C 70.14, H 9.77, N 3.18.

(R)-Mandelate Ester of 14a: ¹H NMR (400 MHz, CDCl₃): δ = 7.38–7.28 (m, 5 H), 5.89 (dq, *J* = 9.2, 1.4 Hz, 1 H), 5.85 (dd, *J* = 9.2, 4.6 Hz, 1 H), 4.67 (s, 1 H), 4.64 (s, 1 H), 4.59 (s, 1 H), 4.05–3.90 (m, 1 H), 3.90–3.75 (m, 1 H), 3.36 (s, 3 H, CH₃), 2.34–2.25 (m, 1 H), 2.28–2.23 (m, 1 H), 2.05–1.98 (m, 1 H), 1.89 (d, *J* = 1.4 Hz, 3 H, CH₃), 1.85–1.60 (m, 2 H), 1.57 (s, 3 H, CH₃), 1.51 (s, 3 H, CH₃), 1.42 (td, *J* = 13.3; 6.4 Hz, 1 H), 1.3–1.15 (m, 12 H, 4 CH₃), 0.16 (s, 9 H, 3 CH₃) ppm.

(S)-Mandelate Ester of 14a: ¹H NMR (400 MHz, CDCl₃): δ = 7.40–7.28 (m, 5 H), 5.82 (dd, *J* = 9.2, 4.6 Hz, 1 H), 5.72 (dq, *J* = 9.2, 1.4 Hz, 1 H), 4.80 (s, 1 H), 4.71 (s, 1 H), 4.70 (s, 1 H), 4.1–

3.92 (m, 1 H), 3.92–3.74 (m, 1 H), 3.40 (s, 3 H), 2.70–2.59 (m, 1 H), 2.38–2.32 (m, 1 H), 2.16–2.10 (m, 1 H), 1.9–1.76 (m, 1 H), 1.81 (d, $J = 1.4$ Hz, 3 H, CH₃), 1.68 (s, 3 H, CH₃), 1.58 (s, 3 H, CH₃), 1.55 (td, $J = 13.3, 6.4$ Hz, 1 H), 1.3–1.16 (m, 12 H, 4 CH₃), 0.16 (s, 9 H, 3 CH₃) ppm.

Reaction of Carbamate **11** with Enynal **13** under *s*BuLi/TMEDA/Toluene/Ti(O*i*Pr)₄ Conditions

[3*R*(1*R*,2*E*),5*R*]-3-[1-Hydroxy-3-methyl-5-(trimethylsilyl)pent-2-en-4-ynyl]-2-methyl-5-(prop-1-en-2-yl)cyclohex-1-enyl Diisopropylcarbamate (14a**), **[3*R*(1*S*,2*E*),5*R*]-3-[1-Hydroxy-3-methyl-5-(trimethylsilyl)pent-2-en-4-ynyl]-2-methyl-5-(prop-1-en-2-yl)cyclohex-1-enyl Diisopropylcarbamate (**14b**) and **[3*S*(1*R*,2*E*),5*R*]-3-[1-Hydroxy-3-methyl-5-(trimethylsilyl)pent-2-en-4-ynyl]-2-methyl-5-(prop-1-en-2-yl)cyclohex-1-enyl Diisopropylcarbamate (**15**)**: To a solution of carbamate **11** (137 mg, 0.49 mmol) and TMEDA (170 μ L, 0.54 mmol, 1.1 equiv.) in toluene (4 mL) at -78 °C was slowly added *s*BuLi (1.2 M in hexanes, 82 μ L, 0.54 mmol, 1.1 equiv.). The clear reaction mixture became deep yellow. After 30 min deprotonation time at -78 °C, a solution of Ti(O*i*Pr)₄ (432 μ L, 1.5 mmol, 3 equiv.) in toluene (1 mL) was added at -78 °C, and the reaction mixture became brown green. Stirring was maintained for 30 min at -78 °C before the addition of a solution of aldehyde **13** (90 mg, 0.54 mmol, 1.1 equiv.) in toluene (1.5 mL). The orange-coloured reaction mixture was stirred at -78 °C for 1 h and diluted at 0 °C with Et₂O and an aqueous saturated NH₄Cl solution. The aqueous phase was extracted with Et₂O, and the combined organic layers were washed with brine, dried with MgSO₄ and filtered off. After removal of the solvents under reduced pressure, the crude residue was purified by chromatography on silica gel (cyclohexane/AcOEt, 80:20) to deliver starting material **11** (41 mg, 30%), title compounds **14a** and **14b** (35 mg, 16%; **14a/14b**, 1:1) and **15** (33 mg, 15%, see below for description).****

Reaction of Carbamate **11** with Enynal **13** under *s*BuLi/TMEDA/Toluene/TiCl(O*i*Pr)₃ Conditions

[3*S*(1*R*,2*E*),5*R*]-3-[1-Hydroxy-3-methyl-5-(trimethylsilyl)pent-2-en-4-ynyl]-2-methyl-5-(prop-1-en-2-yl)cyclohex-1-enyl Diisopropylcarbamate (15**)**: To a solution of carbamate **11** (305 mg, 1.09 mmol) and TMEDA (182 μ L, 1.2 mmol, 1.1 equiv.) in toluene (4.5 mL) at -78 °C was slowly added *s*BuLi (1.3 M in hexanes, 923 μ L, 1.2 mmol, 1.1 equiv.). The clear reaction mixture became deep yellow. After 30 min deprotonation time at -78 °C, a solution of TiCl(O*i*Pr)₃ (781 μ L, 3.27 mmol, 3 equiv.) in toluene (1.5 mL) was added at -78 °C, and the reaction mixture became brown green. Stirring was maintained for 20 min at -78 °C before the addition of a solution of aldehyde **13** (200 mg, 1.2 mmol, 1.1 equiv.) in toluene (2.5 mL). The orange-coloured reaction mixture was stirred at -78 °C for 1 h and diluted at 0 °C with Et₂O and an aqueous saturated NH₄Cl solution. The aqueous phase was extracted with Et₂O, and the combined organic layers were washed with brine, dried with MgSO₄ and filtered off. After the solvents were removed under reduced pressure, the crude residue was purified by chromatography on silica gel (cyclohexane/AcOEt, 80:20) to deliver compound **15** (367 mg, 47%) together with starting material **11** (241 mg, 31%) and **14a** and **14b** (25 mg, 3%; **14a/14b**, 1:1). Data for **15**: $[\alpha]_D^{20} = +21.7$ ($c = 2.0$, CHCl₃). ¹H NMR (400 MHz, CDCl₃): $\delta = 6.02$ (dq, $J = 8.2, 1.4$ Hz, 1 H), 4.75 (s, 2 H), 4.59 (dd, $J = 8.2, 4.2$ Hz, 1 H), 3.99 (m, 1 H), 3.87 (m, 1 H), 2.68 (m, 1 H), 2.35 (m, 1 H), 2.18 (tq, $J = 14.0, 2.5$ Hz, 1 H), 2.14 (m, 1 H), 1.97 (ddt, $J = 13.3, 6.3, 2.5$ Hz, 1 H), 1.90 (d, $J = 1.4$ Hz, 3 H, CH₃), 1.75 (s, 3 H, CH₃), 1.55 (s, 3 H, CH₃), 1.42 (s, 1 H, OH), 1.37 (q, $J = 13.3$ Hz, 1 H), 1.26 (m, 6 H, 2 CH₃), 1.24 (m, 6 H, 2 CH₃), 0.19 (s, 9 H, 3 CH₃) ppm. ¹³C NMR (100 MHz, CDCl₃): $\delta = 153.1$

(C), 148.7 (C), 144.7 (C), 137.8 (CH), 121.7 (C), 119.1 (C), 109.3 (CH₂), 107.7 (C), 92.3 (C), 70.0 (CH), 46.5 (CH), 45.8 (CH), 45.2 (CH), 40.9 (CH), 33.3 (CH₂), 30.0 (CH₂), 21.8 (2 CH₃), 20.7 (CH₃), 20.6 (CH₃), 20.4 (CH₃), 17.9 (CH₃), 13.9 (CH₃), -0.02 (3 CH₃) ppm. IR (film): $\tilde{\nu} = 3402, 2929, 1653, 1409, 1249, 1211, 1044, 1010, 841, 800, 744$ cm⁻¹. MS (GC, CI, CH₄): $m/z = 446$ [M + H]⁺. C₂₆H₄₃NO₃Si (445.72): calcd. C 70.06, H 9.72, N 3.14; found C 70.12, H 9.75, N 3.18.

(*R*)-Mandelate Ester of **15**: ¹H NMR (400 MHz, CDCl₃): $\delta = 7.45$ – 7.25 (m, 5 H), 5.86 (dq, $J = 8.2, 1.4$ Hz, 1 H), 5.81 (dd, $J = 8.2, 4.2$ Hz, 1 H), 4.71 (s, 1 H), 4.67 (s, 1 H), 4.59 (s, 1 H), 3.97 (m, 1 H), 3.84 (m, 1 H), 3.41 (s, 3 H), 2.50 (m, 1 H), 2.08 (m, 1 H), 1.92 (m, 1 H), 1.86 (d, $J = 1.4$ Hz, 3 H, CH₃), 1.70 (m, 1 H), 1.59 (s, 3 H, CH₃), 1.41 (s, 3 H, CH₃), 1.30–1.27 (m, 1 H), 1.24 (m, 6 H, 2 CH₃), 1.22 (m, 6 H, 2 CH₃), 1.10–1.00 (m, 1 H), 0.19 (s, 9 H, 3 CH₃) ppm.

(*S*)-Mandelate Ester of **15**: ¹H NMR (400 MHz, CDCl₃): $\delta = 7.43$ – 7.28 (m, 5 H), 5.76 (dd, $J = 8.7, 5.0$ Hz, 1 H), 5.72 (dq, $J = 8.7, 1.4$ Hz, 1 H), 5.01 (s, 1 H), 4.74 (s, 1 H), 4.72 (s, 1 H), 3.97 (m, 1 H), 3.85 (m, 1 H), 3.39 (s, 3 H), 2.77 (m, 1 H), 2.29 (m, 1 H), 2.13 (m, 1 H), 1.88 (m, 1 H), 1.72 (s, 3 H, CH₃), 1.56 (d, $J = 1.4$ Hz, 3 H, CH₃), 1.47 (s, 3 H, CH₃), 1.33–1.28 (m, 1 H), 1.24 (m, 6 H, 2 CH₃), 1.22 (m, 6 H, 2 CH₃), 1.15–1.02 (m, 1 H), 0.17 (s, 9 H, 3 CH₃) ppm.

(4*R*,5*S*)-4-Dimethoxymethyl-5-isopropyl-2-methyl Cyclohex-2-enone

(16**)**: This compound was prepared according to the procedure described by Gennari in 45% yield over three steps (4.5 g). $[\alpha]_D^{20} = +158.0$ ($c = 1.07$, AcOEt) {ref.^[9b] $[\alpha]_D^{20} = +146.4$ ($c = 0.98$, AcOEt)}. ¹H NMR (270 MHz, CDCl₃): $\delta = 6.80$ (d, $J = 2.0$ Hz, 1 H), 4.49 (d, $J = 4.6$ Hz, 1 H), 3.48 (s, 6 H, 2 CH₃), 2.72–2.62 (m, 1 H), 2.58 (dd, $J = 16.5, 4.6$ Hz, 1 H), 2.32 (dd, $J = 16.5, 8.9$ Hz, 1 H), 2.10–2.04 (m, 1 H), 1.90–1.74 (m, 1 H), 1.74 (s, 3 H, CH₃), 0.95 (d, $J = 6.6$ Hz, 3 H, CH₃), 0.91 (d, $J = 6.6$ Hz, 3 H, CH₃). ¹³C NMR (67.5 MHz, CDCl₃): $\delta = 199.9$ (C), 143.8 (C), 136.0 (CH), 105.4 (CH), 55.9 (CH₃), 54.6 (CH₃), 42.3 (CH), 41.3 (CH), 37.2 (CH₂), 28.2 (CH), 20.9 (CH₃), 17.7 (CH₃), 15.8 (CH₃) ppm. IR (film): $\tilde{\nu} = 2960, 2832, 1690, 1465, 1373, 1076$ cm⁻¹. MS (GC, CI, CH₄): $m/z = 227$ [M + H]⁺. C₁₃H₂₂O₃ (226.32): calcd. C 68.99, H 9.80; found C 69.11, H 9.84.

(1*R*,4*R*,5*R*)-5-Isopropyl-4-{{(*tert*-butyldimethylsilyloxy)methyl}-2-methylcyclohex-2-enyl Diisopropylcarbamate (17**)**

To a solution of LAH (1 M in Et₂O, 11 mL, 11 mmol, 0.5 equiv.) at -78 °C was slowly added a solution of enone **16** (5 g, 22 mmol) in Et₂O (16 mL). After 30 min H₂O (900 μ L, 50 mmol), NaOH (15% sol, 900 μ L, 3.38 mmol) and more H₂O (2.6 mL, 142.3 mmol) were successively added to the mixture. The mixture was stirred until a white precipitate appeared; the solution was dried with MgSO₄ and filtered off, and the solvent was removed under reduced pressure. The crude residue was purified by chromatography on silica gel (cyclohexane/AcOEt, 80:20) to deliver (*1R,4R,5R*)-4-dimethoxymethyl-5-isopropyl-2-methyl cyclohex-2-enol (4.6 g, 91%, 84% *de*). $[\alpha]_D^{20} = +112.0$ ($c = 1.8$, CHCl₃). ¹H NMR (270 MHz, CDCl₃): $\delta = 5.54$ (s, 1 H), 4.26 (d, $J = 4.0$ Hz, 1 H), 4.13–4.09 (m, 1 H), 3.40 (s, 3 H, CH₃), 3.39 (s, 3 H, CH₃), 2.34–2.40 (m, 1 H), 2.03–1.91 (m, 2 H), 1.77 (s, 3 H, CH₃), 1.64–1.54 (m, 1 H), 1.61–1.45 (m, 1 H, OH), 1.35–1.23 (td, $J = 11.8, 9.2$ Hz, 1 H), 0.95 (d, $J = 6.9$ Hz, 3 H, CH₃), 0.84 (d, $J = 6.9$ Hz, 3 H, CH₃) ppm. ¹³C NMR (67.5 MHz, CDCl₃): $\delta = 137.7$ (C), 123.2 (CH), 106.7 (CH), 70.6 (CH), 56.3 (CH₃), 55.4 (CH₃), 42.1 (CH), 39.4 (CH), 31.8 (CH₂), 27.1 (CH₃), 21.5 (CH), 19.1 (CH₃), 16.4 (CH₃) ppm. IR (film): $\tilde{\nu} = 3442, 2940, 1670, 1450, 1122, 1061$ cm⁻¹. MS (GC, EI): $m/z =$

228. C₁₃H₂₄O₃ (228.33): calcd. C 68.38, H 10.59; found C 68.47, H 10.65.

To a suspension of KH (30% in oil, 1.76 g, 44 mmol, 1.5 equiv.) in THF (20 mL) at 0 °C was slowly added a solution of (1*R*,4*R*,5*R*)-4-dimethoxymethyl-5-isopropyl-2-methyl cyclohex-2-enol (2.0 g, 8.8 mmol) in THF (10 mL). The mixture was stirred for 30 min at 20 °C and then diisopropylcarbonyl chloride (1.72 g, 10.5 mmol, 1.2 equiv.) was added. After stirring for 30 min at 20 °C, the mixture was diluted at 0 °C with H₂O (5 mL) and an aqueous saturated NH₄Cl solution (25 mL). After extraction with Et₂O, the combined organic layers were washed with brine, dried with MgSO₄ and filtered off. After the solvent was removed under reduced pressure, the crude residue was purified by chromatography on silica gel (cyclohexane/AcOEt, 80:20) to deliver (1*R*,4*R*,5*R*)-5-isopropyl-4-(dimethoxymethyl)-2-methylcyclohex-2-enyl diisopropylcarbamate (3 g, 96%). ¹H NMR (400 MHz, CDCl₃): δ = 5.57 (m sharp, 1 H), 5.26 (m, 1 H), 4.23 (d, *J* = 4.1 Hz, 1 H), 4.02–3.75 (m, 2 H), 3.38 (s, 3 H, CH₃), 3.36 (s, 3 H, CH₃), 2.39 (m, 1 H), 1.96 (ddd, *J* = 12.4, 5.5, 2.3 Hz, 1 H), 1.92 (septd, *J* = 6.9, 2.2 Hz, 1 H), 1.67 (s, 3 H, CH₃), 1.61–1.54 (m, 1 H), 1.48 (ddd, *J* = 12.4, 10.5, 7.8 Hz, 1 H), 1.24–1.12 (m, 12 H, 4 CH₃), 0.91 (d, *J* = 6.9 Hz, 3 H, CH₃), 0.81 (d, *J* = 6.9 Hz, 3 H, CH₃) ppm. ¹³C NMR (100 MHz, CDCl₃): δ = 155.7 (C), 135.8 (C), 124.7 (CH), 106.8 (CH), 72.5 (CH), 56.3 (CH₃), 55.2 (CH₃), 46.2 (CH), 45.8 (CH), 41.9 (CH), 39.3 (CH), 28.4 (CH₂), 27.5 (CH), 21.8 (CH₃), 21.4 (2 CH₃), 21.0 (2 CH₃), 20.0 (CH₃), 17.5 (CH₃) ppm.

To a solution of (1*R*,4*R*,5*R*)-5-isopropyl-4-(dimethoxymethyl)-2-methylcyclohex-2-enyl diisopropylcarbamate (3.7 g, 10.4 mmol) in THF (10 mL) and H₂O (10 mL) at 0 °C was slowly added formic acid (40 mL, 1 mol, 10 equiv.). After stirring for 2 h at 20 °C, the mixture was diluted at 0 °C with Et₂O (40 mL) and NaOH (10 m, 100 mL). The aqueous phase was treated with NaOH until pH 8 and extracted with Et₂O. The combined organic layers were washed with brine, dried with MgSO₄ and filtered off. After the solvent was removed under reduced pressure, the crude (1*R*,4*R*,5*R*)-4-formyl-5-isopropyl-2-methylcyclohex-2-enyl diisopropylcarbamate (3.4 g) was used without purification for the next step. MS (GC, EI): *m/z* = 309 [M]⁺.

To a solution of (1*R*,4*R*,5*R*)-4-formyl-5-isopropyl-2-methylcyclohex-2-enyl diisopropylcarbamate (3.2 g, 10.4 mmol) in EtOH at 0 °C was added NaBH₄ (100 mg, 2.6 mmol, 0.25 equiv.). After 20 min, the mixture was diluted with Et₂O (45 mL) and HCl (45 mL). The aqueous phase was saturated by the addition of NaCl and extracted with Et₂O. The combined organic layers were washed with brine, dried with MgSO₄ and filtered off. After the solvent was removed under reduced pressure, the crude residue was purified by chromatography on silica gel (cyclohexane/AcOEt, 80:20) to deliver (1*R*,4*R*,5*R*)-4-(hydroxymethyl)-5-isopropyl-2-methylcyclohex-2-enyl diisopropylcarbamate (2.6 g, 80% over two steps). [*a*]_D²⁰ = +86.0 (*c* = 1.29, CHCl₃). ¹H NMR (400 MHz, CDCl₃): δ = 5.58 (s sharp, 1 H), 5.37–5.30 (m, 1 H), 4.08–3.72 (m, 2 H), 3.66 (dd, *J* = 10.6, 3.4 Hz, 1 H), 3.52 (dd, *J* = 10.6, 5.5 Hz, 1 H), 2.24–2.17 (m, 1 H), 1.99 (ddd, *J* = 12.2, 5.5, 2.3 Hz, 1 H), 1.91 (septd, *J* = 6.9, 3.2 Hz, 1 H), 1.69 (s, 3 H, CH₃), 1.62 (s large, 1 H, OH), 1.55 (dddd, *J* = 12.4, 9.6, 3.2, 2.3 Hz, 1 H), 1.45–1.33 (m, 1 H), 1.21 (s, 6 H, 2 CH₃), 1.19 (s, 6 H, 2 CH₃), 0.94 (d, *J* = 6.9 Hz, 3 H, CH₃), 0.80 (d, *J* = 6.9 Hz, 3 H, CH₃) ppm. ¹³C NMR (100 MHz, CDCl₃): δ = 155.9 (C), 137.5 (C), 127.3 (CH), 73.2 (CH), 64.7 (CH₂), 46.4 (CH), 45.7 (CH), 41.6 (CH), 39.4 (CH), 28.7 (CH₂), 27.7 (CH), 21.9 (CH₃), 21.1 (2 CH₃), 20.7 (2 CH₃), 19.6 (CH₃), 16.8 (CH₃) ppm. IR (film): $\tilde{\nu}$ = 3437, 2965, 1696, 1445, 1286, 1158 cm⁻¹. MS (GC, EI): *m/z* = 311 [M]⁺. C₁₈H₃₃NO₃ (311.46): calcd. C 69.41, H 10.68, N 4.50; found C 69.47, H 10.72, N 4.54.

To a solution of (1*R*,4*R*,5*R*)-4-(hydroxymethyl)-5-isopropyl-2-methylcyclohex-2-enyl diisopropylcarbamate (1.03 g, 3.3 mmol) in DMF (10 mL) at 20 °C was added imidazole (610 mg, 9.9 mmol, 3 equiv.) and *tert*-butyldimethylsilyl chloride (750 mg, 4.9 mmol, 1.5 equiv.). After stirring for 3 h at 20 °C, the mixture was diluted with Et₂O (10 mL) and H₂O (10 mL). After extraction with Et₂O, the combined organic layers were washed with brine, dried with MgSO₄ and filtered off. After the solvent was removed under reduced pressure, the crude residue was purified by chromatography on silica gel (cyclohexane/AcOEt, 100:0) to deliver title product **17** (1.32 g, 94%). [*a*]_D²⁰ = +89.0 (*c* = 1.04, CHCl₃). ¹H NMR (400 MHz, CDCl₃): δ = 5.55–5.51 (m, 1 H), 5.34–5.28 (m, 1 H), 4.11–3.73 (m, 2 H), 3.65 (dd, *J* = 9.8, 4.3 Hz, 1 H), 3.37 (dd, *J* = 9.8, 7.1 Hz, 1 H), 2.21–2.13 (m, 1 H), 1.97 (dd, *J* = 9.6, 5.5 Hz, 1 H), 1.92 (septd, *J* = 6.9, 2.7 Hz, 1 H), 1.68 (s, 3 H, CH₃), 1.46–1.34 (m, 2 H), 1.23 (s, 6 H, 2 CH₃), 1.21 (s, 6 H, 2 CH₃), 0.92 (d, *J* = 6.9 Hz, 3 H, CH₃), 0.88 (s, 9 H, 3 CH₃), 0.80 (d, *J* = 6.9 Hz, 3 H, CH₃), 0.03 (s, 6 H, 2 CH₃) ppm. ¹³C NMR (100 MHz, CDCl₃): δ = 155.9 (C), 135.2 (C), 128.4 (CH), 73.4 (CH), 65.8 (CH₂), 46.2 (2 CH), 41.6 (CH), 40.2 (CH), 28.6 (CH₂), 27.7 (CH), 26.2 (3 CH₃), 21.9 (CH₃), 21.8 (2 CH₃), 21.0 (2 CH₃), 19.6 (CH₃), 18.6 (C), 17.0 (CH₃), –5.0 (2 CH₃) ppm. IR (film): $\tilde{\nu}$ = 2955, 1696, 1434, 1296, 1050 cm⁻¹. MS (GC, CI, CH₄): *m/z* = 426 [M + H]⁺. C₂₄H₄₇NO₃Si (425.73): calcd. C 67.71, H 11.13, N 3.29; found C 67.78, H 11.21, N 3.32.

[3*R*(1*R*,2*E*),4*R*,5*R*]-3-[1-Hydroxy-3-methyl-5-(trimethylsilyl)pent-2-en-4-ynyl]-2-methyl-5-isopropylcyclohex-1-enyl Diisopropylcarbamate (18a) and [3*R*(1*S*,2*E*),4*R*,5*R*]-3-[1-Hydroxy-3-methyl-5-(trimethylsilyl)pent-2-en-4-ynyl]-2-methyl-5-isopropylcyclohex-1-enyl Diisopropylcarbamate (18b): To a solution of carbamate **17** (2.5 g, 5.9 mmol) and TMEDA (1.2 mL, 7.6 mmol, 1.3 equiv.) in toluene (25 mL) at –85 °C was slowly added *s*BuLi (1.27 M in Et₂O, 6 mL, 7.6 mmol, 1.3 equiv.). During the addition, the temperature was kept between –85 °C and –80 °C. The clear reaction mixture became deep yellow. After 4 h deprotonation time at –80 °C a solution of aldehyde **13** (1.4 g, 8.2 mmol, 1.4 equiv.) in toluene (3 mL) was introduced. After stirring for 1.5 h at –78 °C the reaction was quenched by the addition of a MeOH/H₂O/HCl (1 N) (15 mL/3 mL/2 mL) mixture. The temperature was warmed to 20 °C, and the mixture was extracted with Et₂O. The combined organic layers were washed with brine, dried with MgSO₄ and filtered off. After the solvent was removed under reduced pressure, the crude residue was purified by chromatography on silica gel (cyclohexane/AcOEt, 90:10) to deliver title products **18a** and **18b** (3 g, 86%; **18a/18b**, 1:1). An aliquot was purified by chromatography on silica gel (cyclohexane/AcOEt, 100:0 to 90:10) to deliver the two pure **18a** and **18b** isomers. Data for **18a**: [*a*]_D²⁰ = +88.5 (*c* = 1.17, CHCl₃). ¹H NMR (400 MHz, CDCl₃): δ = 6.10 (dq, *J* = 8.7, 1.4 Hz, 1 H), 4.65 (m, 1 H), 4.10 (m, 1 H), 3.91 (dd, *J* = 10.5, 8.7 Hz, 1 H), 3.83 (m, 1 H), 3.66 (dd, *J* = 10.5, 2.5 Hz, 1 H), 2.42–2.37 (m sharp, 1 H), 2.13–1.94 (m, 3 H), 1.79 (d, *J* = 1.4 Hz, 3 H, CH₃), 1.78–1.67 (m, 2 H), 1.65 (s, 3 H, CH₃), 1.34–1.16 (m, 12 H, 4 CH₃), 0.92 (s, 9 H, 3 CH₃), 0.91–0.85 (m, 6 H), 0.15 (s, 9 H, 3 CH₃), 0.04 (s, 6 H, 2 CH₃) ppm. ¹³C NMR (100 MHz, CDCl₃): δ = 153.5 (C), 143.3 (C), 141.2 (CH), 120.1 (C), 118.6 (C), 108.3 (C), 90.8 (C), 68.3 (CH), 65.0 (CH₂), 46.6 (CH), 46.5 (CH), 45.7 (CH), 39.9 (CH), 39.6 (CH), 27.6 (CH), 26.7 (CH₂), 26.0 (3 CH₃), 21.7 (2 CH₃), 20.7 (2 CH₃), 20.6 (CH₃), 18.3 (C), 17.8 (CH₃), 17.6 (CH₃), 15.2 (CH₃), 0.2 (3 CH₃), –5.2 (CH₃), –5.4 (CH₃) ppm. IR (film): $\tilde{\nu}$ = 3442, 2955, 2146, 1685, 1440, 1286, 1086 cm⁻¹. MS (GC, CI, CH₄): *m/z* = 593 [M + H]⁺. C₃₃H₆₁NO₄Si₂ (592.02): calcd. C 66.95, H 10.39, N 2.37; found C 67.10, H 10.51, N 2.41. Data for **18b**: [*a*]_D²⁰ = +25.5 (*c* = 0.99, CHCl₃). ¹H NMR (400 MHz, CDCl₃): δ = 5.94 (dq, *J* = 8.2,

1.4 Hz, 1 H), 4.66 (ddd, $J = 10.5, 8.2, 3.4$ Hz, 1 H), 4.15 (m, 1 H), 3.85 (dd, $J = 10.5, 4.6$ Hz, 1 H), 3.80 (m, 1 H), 3.70 (t, $J = 10.5$ Hz, 1 H), 3.24 (d, $J = 10.5$ Hz, 1 H, OH), 2.61 (d, $J = 3.4$ Hz, 1 H), 2.28 (m, 1 H), 2.04–1.94 (m, 1 H), 1.94–1.76 (m, 3 H), 1.84 (d, $J = 1.4$ Hz, 3 H, CH₃), 1.63 (s, 3 H, CH₃), 1.33–1.19 (m, 12 H, 4 CH₃), 0.88 (s, 9 H, 3 CH₃), 0.85 (d, $J = 6.9$ Hz, 3 H, CH₃), 0.78 (d, $J = 6.9$ Hz, 3 H, CH₃), 0.16 (s, 9 H, 3 CH₃), 0.05 (s, 6 H, 2 CH₃) ppm. ¹³C NMR (100 MHz, CDCl₃): $\delta = 153.9$ (C), 145.7 (C), 143.4 (CH), 119.2 (C), 117.1 (C), 108.5 (C), 90.5 (C), 67.1 (CH), 63.1 (CH₂), 47.2 (CH), 47.0 (CH), 45.6 (CH), 41.7 (CH), 36.8 (CH), 27.0 (CH), 26.6 (CH₂), 26.1 (3 CH₃), 21.7 (2 CH₃), 20.9 (CH₃), 20.7 (2 CH₃), 18.5 (C), 17.8 (CH₃), 17.2 (CH₃), 14.5 (CH₃), 0.21 (3 CH₃), -5.1 (CH₃), -5.3 (CH₃) ppm. IR (film): $\tilde{\nu} = 3442, 2955, 2146, 1685, 1440, 1286, 1086$ cm⁻¹. MS (GC, CI, CH₄): $m/z = 593$ [M + H]⁺. C₃₃H₆₁NO₄Si₂ (592.02): calcd. C 66.95, H 10.39, N 2.37; found C 67.05, H 10.44, N 2.45.

(R)-Mandelate Ester of 18a: ¹H NMR (400 MHz, CDCl₃): $\delta = 7.39$ – 7.28 (m, 5 H), 5.94 (dq, $J = 9.6, 1.4$ Hz, 1 H), 5.87 (dd, $J = 10.1, 2.8$ Hz, 1 H), 4.62 (s, 1 H), 4.1–3.75 (m, 2 H), 3.69 (dd, $J = 11.0, 6.4$ Hz, 1 H), 3.48 (dd, $J = 11.0, 9.0$ Hz, 1 H), 3.34 (s, 3 H, CH₃), 2.50 (m, 1 H), 2.05–1.80 (m, 3 H), 1.94 (d, $J = 1.4$ Hz, 3 H, CH₃), 1.75–1.60 (m, 2 H), 1.37 (s, 3 H, CH₃), 1.25 (m, 12 H, 4 CH₃), 0.81 (s, 9 H, 3 CH₃), 0.79 (d, $J = 6.4$ Hz, 3 H, CH₃), 0.76 (d, $J = 6.4$ Hz, 3 H, CH₃), 0.17 (s, 9 H, 3 CH₃), 0.02 (s, 3 H, CH₃), 0.01 (s, 3 H, CH₃) ppm.

(S)-Mandelate Ester of 18a: ¹H NMR (400 MHz, CDCl₃): $\delta = 7.39$ – 7.28 (m, 5 H), 5.85 (dd, $J = 9.6, 3.2$ Hz, 1 H), 5.71 (dq, $J = 9.6, 2.8$ Hz, 1 H), 4.68 (s, 1 H), 4.1–3.8 (m, 2 H), 3.75 (dd, $J = 10.6, 6.4$ Hz, 1 H), 3.53 (dd, $J = 10.6, 9.2$ Hz, 1 H), 3.39 (s, 3 H, CH₃), 2.70 (m, 1 H), 2.05–1.90 (m, 3 H), 1.82 (d, $J = 1.8$ Hz, 3 H, CH₃), 1.80–1.60 (m, 2 H), 1.54 (s, 3 H, CH₃), 1.25 (m, 12 H, 4 CH₃), 0.84 (s, 9 H, 3 CH₃), 0.81 (d, $J = 5.0$ Hz, 3 H, CH₃), 0.80 (d, $J = 5.0$ Hz, 3 H, CH₃), 0.15 (s, 9 H, 3 CH₃), 0.02 (s, 6 H, 2 CH₃) ppm.

(R)-Mandelate Ester of 18b: ¹H NMR (400 MHz, CDCl₃): $\delta = 7.45$ – 7.28 (m, 5 H), 5.77 (d, $J = 3.7$ Hz, 1 H), 5.65 (dq, $J = 8.7, 1.4$ Hz, 1 H), 4.75 (s, 1 H), 4.1–3.80 (m, 2 H), 3.74 (dd, $J = 10.6, 5.5$ Hz, 1 H), 3.49 (t, $J = 10.5$ Hz, 1 H), 3.42 (s, 3 H, CH₃), 2.69 (m, 1 H), 2.10–1.80 (m, 3 H), 1.75 (d, $J = 1.4$ Hz, 3 H, CH₃), 1.70–1.65 (m, 2 H), 1.65 (s, 3 H, CH₃), 1.26 (m, 12 H, 4 CH₃), 0.87 (s, 9 H, 3 CH₃), 0.82 (d, $J = 6.4$ Hz, 3 H, CH₃), 0.82 (d, $J = 6.4$ Hz, 3 H, CH₃), 0.14 (s, 9 H, 3 CH₃), 0.03 (s, 3 H, CH₃), 0.02 (s, 3 H, CH₃) ppm.

(S)-Mandelate Ester of 18b: ¹H NMR (400 MHz, CDCl₃): $\delta = 7.45$ – 7.25 (m, 5 H), 5.88 (dq, $J = 9.1, 1.4$ Hz, 1 H), 5.79 (d, $J = 3.7$ Hz, 1 H), 4.69 (s, 1 H), 4.1–3.80 (m, 2 H), 3.65 (dd, $J = 10.5, 5.5$ Hz, 1 H), 3.42 (t, $J = 10.5$ Hz, 1 H), 3.33 (s, 3 H, CH₃), 2.61 (m, 1 H), 1.92 (d, $J = 1.4$ Hz, 3 H, CH₃), 1.90–1.50 (m, 5 H), 1.55 (s, 3 H, CH₃), 1.25 (m, 12 H, 4 CH₃), 0.86 (s, 9 H, 3 CH₃), 0.69 (d, $J = 6.9$ Hz, 3 H, CH₃), 0.55 (d, $J = 6.9$ Hz, 3 H, CH₃), 0.17 (s, 9 H, 3 CH₃), 0.01 (s, 3 H, CH₃), 0.00 (s, 3 H, CH₃) ppm.

[3R(1R,2E),4R,5R]-3-[1-Hydroxy-3-methyl-5-(trimethylsilyl)pent-2-en-4-ynyl]-5-isopropyl-4-(methoxymethyl)-2-methylcyclohex-1-enyl Diisopropylcarbamate (19a) and (1R,3aR,4R,7aR)-1,3,3a,4,5,7a-Hexahydro-4-isopropyl-7-methyl-1-(E)-2-methyl-4-(trimethylsilyl)but-1-en-3-ynylisobenzofuran-6-yl Diisopropylcarbamate (20): To a solution of **18a** (320 mg, 0.55 mmol) in MeOH (7 mL) was added Amberlyst 15. The reaction mixture was stirred for 5.5 h at 20 °C, filtered through a pad of celite and the solvent was removed under reduced pressure. The crude residue was purified by chromatography on silica gel (cyclohexane/AcOEt, 80:20) to furnish compounds **19a** (78 mg, 30%) and **20** (113 mg, 43%) in an overall 73%

yield. Data for **19a**: $[\alpha]_D^{20} = +140.2$ ($c = 1.2$, CHCl₃). ¹H NMR (400 MHz, CDCl₃): $\delta = 6.06$ (dq, $J = 8.7, 1.4$ Hz, 1 H), 4.74 (dd, $J = 8.7, 6.0$ Hz, 1 H), 4.10–4.00 (m, 1 H), 3.90–3.70 (m, 1 H), 3.82 (dd, $J = 11.0, 8.2$ Hz, 1 H), 3.71 (dd, $J = 11.0, 3.4$ Hz, 1 H), 2.43 (m, 1 H), 2.15–1.80 (m, 3 H), 1.80–1.70 (m, 2 H), 1.82 (s, 3 H, CH₃), 1.64 (s, 3 H, CH₃), 1.22 (m, 12 H, 4 CH₃), 0.88 (2 d, $J = 5.5$ Hz, 3 H, CH₃), 0.86 (2 d, $J = 5.5$ Hz, 3 H, CH₃), 0.18 (s, 9 H, 3 CH₃) ppm. ¹³C NMR (100 MHz, CDCl₃): $\delta = 153.6$ (C), 144.0 (C), 140.0 (CH), 120.3 (C), 119.6 (C), 107.9 (C), 91.9 (C), 68.8 (CH), 64.2 (CH₂), 46.6 (CH), 46.5 (CH), 45.3 (CH), 39.9 (CH), 39.6 (CH), 27.7 (CH), 27.0 (CH₂), 21.8 (2 CH₃), 20.8 (CH₃), 20.7 (2 CH₃), 17.9 (CH₃), 17.5 (CH₃), 15.6 (CH₃), 0.2 (3 CH₃) ppm. MS (GC, CI, CH₄): $m/z = 478$ [M + H]⁺. C₂₇H₄₇NO₄Si (477.76): calcd. C 67.88, H 9.92, N 2.93; found C 67.95, H 10.12, N 2.95. Data for **20**: $[\alpha]_D^{20} = +28.8$ ($c = 1.7$, CHCl₃). ¹H NMR (400 MHz, CDCl₃): $\delta = 5.90$ (dq, $J = 9.6, 1.4$ Hz, 1 H), 4.78 (t, $J = 9.6$ Hz, 1 H), 4.01–3.89 (m, 2 H), 3.88–3.83 (m, 2 H), 3.01 (m, 1 H), 2.32–2.23 (m, 1 H), 2.23–2.12 (m, 1 H), 1.96–1.94 (m, 1 H), 1.90 (d, $J = 1.4$ Hz, 3 H, CH₃), 1.84 (septd, $J = 6.9, 3.7$ Hz, 1 H), 1.70 (tdd, $J = 11.9, 4.6, 3.7$ Hz, 1 H), 1.46 (s, 3 H, CH₃), 1.27 (s, 6 H, 2 CH₃), 1.25 (s, 6 H, 2 CH₃), 0.95 (d, $J = 6.9$ Hz, 3 H, CH₃), 0.79 (d, $J = 6.9$ Hz, 3 H, CH₃), 0.18 (s, 9 H, 3 CH₃) ppm. ¹³C NMR (100 MHz, CDCl₃): $\delta = 153.4$ (C), 144.6 (C), 136.0 (CH), 122.5 (C), 116.3 (C), 108.3 (C), 92.5 (C), 75.8 (CH), 70.6 (CH₂), 48.2 (CH), 46.5 (2 CH), 40.9 (CH), 40.4 (CH), 28.6 (CH), 26.9 (CH₂), 21.9 (CH₃), 21.8 (2 CH₃), 21.0 (2 CH₃), 18.0 (CH₃), 15.9 (CH₃), 15.4 (CH₃), 0.04 (3 CH₃) ppm. MS (GC, CI, CH₄): $m/z = 460$ [M + H]⁺. C₂₇H₄₅NO₃Si (459.74): calcd. C 70.54, H 9.87, N 3.05; found C 70.62, H 9.93, N 3.12.

[3R(1S,2E),4R,5R]-3-[1-Hydroxy-3-methyl-5-(trimethylsilyl)pent-2-en-4-ynyl]-5-isopropyl-4-(methoxymethyl)-2-methylcyclohex-1-enyl Diisopropylcarbamate (19b): To a solution of **18b** (320 mg, 0.55 mmol) in MeOH (7 mL) was added Amberlyst 15. The reaction mixture was stirred for 5.5 h at 20 °C, filtered through a pad of celite and the solvent was removed under reduced pressure. The crude residue was purified by chromatography on silica gel (cyclohexane/AcOEt, 90:10) to furnish compound **19b** (257 mg, 98%). $[\alpha]_D^{20} = +13.6$ ($c = 0.97$, CHCl₃). ¹H NMR (400 MHz, CDCl₃): $\delta = 5.98$ (dq, $J = 8.7, 1.4$ Hz, 1 H), 4.71 (d, $J = 8.7$ Hz, 1 H), 4.20–4.08 (m, 1 H), 3.92 (dd, $J = 10.9, 4.6$ Hz, 1 H), 3.85–3.73 (m, 1 H), 3.74 (t, $J = 10.9$ Hz, 1 H), 2.64 (d, $J = 3.6$ Hz, 1 H), 2.33–2.22 (m, 1 H), 2.06–1.98 (m, 1 H), 1.96–1.76 (m, 3 H), 1.85 (d, $J = 1.4$ Hz, 3 H, CH₃), 1.64 (s, 3 H, CH₃), 1.33–1.19 (m, 12 H, 4 CH₃), 0.87 (d, $J = 6.9$ Hz, 3 H, CH₃), 0.79 (d, $J = 6.9$ Hz, 3 H, CH₃), 0.16 (s, 9 H, 3 CH₃) ppm. ¹³C NMR (100 MHz, CDCl₃): $\delta = 153.9$ (C), 145.7 (C), 142.6 (CH), 119.1 (C), 117.7 (C), 108.3 (C), 90.9 (C), 67.6 (CH), 62.7 (CH₂), 47.2 (CH), 47.0 (CH), 45.7 (CH), 41.3 (CH), 37.2 (CH), 27.1 (CH), 26.6 (CH₂), 21.7 (2 CH₃), 21.0 (CH₃), 20.8 (2 CH₃), 17.7 (CH₃), 16.9 (CH₃), 14.7 (CH₃), 0.2 (3 CH₃) ppm. MS (GC, CI, CH₄): $m/z = 478$ [M + H]⁺. C₂₇H₄₇NO₄Si (477.76): calcd. C 67.88, H 9.92, N 2.93; found C 67.92, H 10.04, N 2.97.

(E)-6-(tert-Butyldimethylsilyl)-3-methylhex-2-en-4-ynal (21): To a suspension of Pd(OAc)₂ (140 mg, 0.63 mmol, 0.025 equiv.) in THF (20 mL) at 20 °C was added tris(2,6-dimethoxyphenyl)phosphane (275 mg, 1.5 mmol, 0.25 equiv.). After stirring for 15 min ethyl butynoate (3.36 g, 30.0 mmol, 1 equiv.) was introduced. To the resulting clear brown mixture obtained after 5 min was added a solution of propargyl alcohol (1.4 g, 25.0 mmol, 1 equiv.) in THF (5 mL). The mixture turned dark brown. After 12 h at 20 °C the mixture was concentrated under reduced pressure, and the crude residue was purified by chromatography on silica gel (cyclohexane/AcOEt, 80:20) to deliver ethyl (E)-6-hydroxy-3-methylhex-2-en-4-ynoate (3.47 g, 83%). ¹H NMR (400 MHz, CDCl₃): $\delta = 6.00$ (s, 1

H), 4.38 (s, 2 H), 4.11 (q, $J = 7.7$ Hz, 2 H), 2.80 (s, 1 H, OH), 2.21 (s, 3 H, CH₃), 1.24 (t, $J = 7.7$ Hz, 3 H, CH₃) ppm. ¹³C NMR (100 MHz, CDCl₃): $\delta = 166.1$ (C), 137.2 (C), 124.3 (CH), 91.8 (C), 87.0 (C), 60.1 (CH₂), 51.4 (CH₂), 19.6 (CH₃), 14.1 (CH₃) ppm. MS (GC, CI, CH₄): $m/z = 168, 150, 139, 123, 111, 95$. IR (film): $\tilde{\nu} = 3400, 2982, 1712, 1616, 1444, 1367, 1339, 1258, 1153, 1038$ cm⁻¹.

To a solution of ethyl (*E*)-6-hydroxy-3-methylhex-2-en-4-ynoate (1.24 g, 7.4 mmol) in THF (15 mL) was added imidazole (0.85 g, 12.5 mmol, 1.7 equiv.), DMAP (catalytic amount) and *tert*-butyldimethylsilyl chloride (1.67 g, 11.0 mmol, 1.5 equiv.). After stirring for 6 h at 20 °C, the reaction mixture was diluted with H₂O. The aqueous phase was extracted with Et₂O, and the combined organic layers were washed with brine, dried with MgSO₄ and filtered off. After the solvent was removed under reduced pressure, the crude residue was purified by chromatography on silica gel (cyclohexane/AcOEt, 97:3) to deliver ethyl (*E*)-6-(*tert*-butyldimethylsilyl)-3-methylhex-2-en-4-ynoate (1.88 g, 90%). ¹H NMR (400 MHz, CDCl₃): $\delta = 6.02$ (s, 1 H), 4.46 (s, 2 H), 4.15 (q, $J = 7.3$ Hz, 2 H), 2.27 (d, $J = 1.4$ Hz, 3 H, CH₃), 1.27 (t, $J = 7.3$ Hz, 3 H, CH₃), 0.90 (s, 9 H, 3 CH₃), 0.13 (s, 6 H, 2 CH₃) ppm. ¹³C NMR (100 MHz, CDCl₃): $\delta = 166.1$ (C), 137.6 (C), 124.3 (CH), 92.5 (C), 86.7 (C), 60.2 (CH₂), 52.2 (CH₂), 25.9 (3 CH₃), 19.8 (CH₃), 18.4 (C), 14.4 (CH₃), -4.9 (2 CH₃) ppm. MS (GC, CI, CH₄): $m/z = 283$ [M + H]⁺.

To a solution of (*E*)-6-(*tert*-butyldimethylsilyl)-3-methylhex-2-en-4-ynoate (1.67 g, 6 mmol) in CH₂Cl₂ (15 mL) was added a solution of DIBAL-H at -78 °C (1 M in CH₂Cl₂, 13 mL, 13 mmol, 2.2 equiv.). After 2 h at -78 °C the reaction mixture was quenched with ethyl acetate and then with potassium tartrate (24 mmol, 4 equiv.) and stirred for 1 h. The aqueous phase was extracted with CH₂Cl₂, and the combined organic layers were washed with brine, dried with MgSO₄ and filtered off. After the solvent was removed under reduced pressure (*E*)-6-(*tert*-butyldimethylsilyl)-3-methylhex-2-en-4-ynol (1.3 g, 91%) was directly used in the next step without purification. ¹H NMR (400 MHz, CDCl₃): $\delta = 5.94$ (t, $J = 6.9$ Hz, 1 H), 4.39 (s, 2 H), 4.19 (d, $J = 6.9$ Hz, 2 H), 1.91 (s large, OH), 1.79 (s, 3 H, CH₃), 0.89 (s, 9 H, 3 CH₃), 0.10 (s, 6 H, 2 CH₃) ppm. ¹³C NMR (100 MHz, CDCl₃): $\delta = 135.4$ (CH), 120.7 (C), 86.9 (C), 86.3 (C), 59.2 (CH₂), 52.3 (CH₂), 26.0 (3 CH₃), 18.4 (CH₃), 17.6 (C), -4.9 (2 CH₃) ppm. MS (GC, CI, CH₄): $m/z = 241$ [M + H]⁺.

IBX^[24] (770 g, 2.75 mmol, 2.2 equiv.) was dissolved at 20 °C in DMSO (5 mL). A solution of (*E*)-6-(4-methoxybenzyloxy)-3-methylhex-2-en-4-ynol (300 mg, 1.25 mmol) in DMSO (3 mL) was then added. After stirring for 30 min the aqueous phase was extracted with Et₂O, and the combined organic layers were washed with brine, dried with MgSO₄ and filtered off. After the solvent was removed under reduced pressure, the resulting crude **21** (300 mg, 91%) was used without further purification for the next step. ¹H NMR (400 MHz, CDCl₃): $\delta = 10.03$ (d, $J = 7.8$ Hz, 1 H), 6.17 (d, $J = 7.8$ Hz, 1 H), 4.49 (s, 2 H), 2.28 (s, 3 H, CH₃), 0.91 (s, 9 H, 3 CH₃), 0.13 (s, 6 H, 2 CH₃) ppm. ¹³C NMR (100 MHz, CDCl₃): $\delta = 190.4$ (CH), 140.3 (C), 135.7 (CH), 97.9 (C), 86.1 (C), 52.3 (CH₂), 25.9 (3 CH₃), 18.5 (CH₃), 18.4 (C), -5.0 (2 CH₃) ppm. MS (GC, CI, CH₄): $m/z = 239$ [M + H]⁺.

[**3R(1R,2E),4R,5R**]-3-[1-Hydroxy-3-methyl-6-(*tert*-butylimethylsilyloxy)hex-2-en-4-ynyl]-2-methyl-5-isopropylcyclohex-1-enyl Diisopropylcarbamate (**22a**). [**3R(1S,2E),4R,5R**]-3-[1-Hydroxy-3-methyl-6-(*tert*-butylimethylsilyloxy)hex-2-en-4-ynyl]-2-methyl-5-isopropylcyclohex-1-enyl Diisopropylcarbamate (**22b**): To a solution of carbamate **17** (540 mg, 1.3 mmol) and TMEDA (260 μ L, 1.7 mmol, 1.3 equiv.) in toluene (8 mL), at -85 °C was slowly added *s*BuLi (1.3 M in hexane, 1.3 μ L, 1.7 mmol, 1.3 equiv.), and the temperature was kept between -85 °C and -80 °C. The clear reaction mixture

became deep yellow. After 4 h deprotonation time at -80 °C a solution of aldehyde **21** (400 mg, 1.7 mmol, 1.3 equiv.) in toluene (5 mL) was introduced. After stirring for 2 h at -78 °C the reaction was quenched by the addition of a MeOH/H₂O/HCl (1 N; 10 mL/4 mL/2 mL) mixture. The temperature was warmed to 20 °C, and the mixture was extracted with Et₂O. The combined organic layers were washed with brine, dried with MgSO₄ and filtered off. After the solvent was removed under reduced pressure, the crude residue was purified by chromatography on silica gel (cyclohexane/AcOEt, 95:5) to deliver title product **22ab** (490 mg, 57%, **22a/22b** 1:1). Data for **22a**: $[\alpha]_D^{20} = +60.8$ ($c = 0.6$, CHCl₃). ¹H NMR (400 MHz, CDCl₃): $\delta = 5.99$ (dq, $J = 8.7, 1.4$ Hz, 1 H), 4.67 (m, 1 H), 4.41 (s, 2 H), 4.15–4.00 (s large, 1 H), 3.90 (dd, $J = 11.0, 9.1$ Hz, 1 H), 3.85–3.72 (m, 1 H), 3.68 (dd, $J = 11.0, 3.2$ Hz, 1 H), 2.40 (m, 1 H), 2.13–1.94 (m, 3 H), 1.79 (d, $J = 1.4$ Hz, 3 H, CH₃), 1.77–1.67 (m, 2 H), 1.65 (s, 3 H, CH₃), 1.35–1.15 (m, 12 H, 4 CH₃), 0.92 (s, 9 H, 3 CH₃), 0.90 (s, 9 H, 3 CH₃), 0.88 (d, $J = 6.9$ Hz, 3 H, CH₃), 0.85 (d, $J = 6.9$ Hz, 3 H, CH₃), 0.05 (s, 12 H, 4 CH₃) ppm. ¹³C NMR (100 MHz, CDCl₃): $\delta = 153.5$ (C), 143.2 (C), 139.9 (CH), 120.1 (C), 118.2 (C), 87.7 (C), 85.2 (C), 68.1 (CH), 64.9 (CH₂), 52.4 (CH₂), 47.0 (CH), 46.7 (CH), 45.6 (CH), 39.8 (CH), 39.6 (CH), 27.6 (CH), 26.7 (CH₂), 26.0 (3 CH₃), 25.8 (3 CH₃), 21.8 (2 CH₃), 20.6 (CH₃), 20.5 (2 CH₃), 18.4 (C), 18.3 (C), 17.8 (CH₃), 17.7 (CH₃), 15.7 (CH₃), -4.9 (2 CH₃), -5.2 (CH₃), -5.4 (CH₃) ppm. IR (film): $\tilde{\nu} = 3395, 2953, 2925, 2852, 1705, 1692, 1458, 1435, 1365, 1318, 1285, 1100$ cm⁻¹. C₃₇H₆₉NO₅Si₂ (664.13): calcd. C 66.92, H 10.47, N 2.11; found C 67.11, H 10.62, N 2.27. Data for **22b**: $[\alpha]_D^{20} = +274.4$ ($c = 1.05$, CHCl₃). ¹H NMR (400 MHz, CDCl₃): $\delta = 5.87$ (dq, $J = 8.2, 1.4$ Hz, 1 H), 4.67 (dd, $J = 8.2, 4.1$ Hz, 1 H), 4.40 (s, 2 H), 4.18–4.05 (s large, 1 H), 3.90–3.75 (s large, 1 H), 3.85 (dd, $J = 10.7, 4.6$ Hz, 1 H), 3.70 (t, $J = 10.7$ Hz, 1 H), 3.47–3.3 (s large, 1 H, OH), 2.62 (d, $J = 4.1$ Hz, 1 H), 2.35–2.24 (m, 1 H), 2.04–1.94 (m, 1 H), 1.90–1.75 (m, 3 H), 1.83 (d, $J = 1.4$ Hz, 3 H, CH₃), 1.62 (s, 3 H, CH₃), 1.33–1.19 (m, 12 H, 4 CH₃), 0.90 (s, 9 H, 3 CH₃), 0.88 (s, 9 H, 3 CH₃), 0.85 (d, $J = 6.9$ Hz, 3 H, CH₃), 0.78 (d, $J = 6.9$ Hz, 3 H, CH₃), 0.12 (s, 6 H, 2 CH₃), 0.05 (s, 6 H, 2 CH₃) ppm. ¹³C NMR (100 MHz, CDCl₃): $\delta = 153.9$ (C), 145.8 (C), 142.2 (CH), 119.1 (C), 116.8 (C), 87.9 (C), 84.9 (C), 67.0 (CH), 63.1 (CH₂), 52.4 (CH₂), 47.2 (CH), 46.9 (CH), 45.7 (CH), 41.6 (CH), 36.8 (CH), 26.9 (CH), 26.6 (CH₂), 26.1 (3 CH₃), 26.0 (3 CH₃), 21.7 (2 CH₃), 20.9 (CH₃), 20.7 (CH₃), 20.6 (CH₃), 18.5 (2 C), 17.8 (CH₃), 17.2 (CH₃), 14.6 (CH₃), -4.9 (2 CH₃), -5.1 (CH₃), -5.3 (CH₃) ppm. IR (film): $\tilde{\nu} = 3400, 2956, 2928, 2856, 1707, 1689, 1463, 1437, 1368, 1315, 1290, 1084, 835$ cm⁻¹. C₃₇H₆₉NO₅Si₂ (664.13): calcd. C 66.92, H 10.47, N 2.11; found C 67.06, H 10.51, N 2.18.

Supporting Information (see footnote on the first page of this article): NMR spectra of all products.

Acknowledgments

Financial support was provided by the Institut de Recherche Pierre Fabre.

- [1] a) M. D'Ambrosio, A. Guerriero, F. Pietra, *Helv. Chim. Acta* **1987**, *70*, 2019–2027; b) M. D'Ambrosio, A. Guerriero, F. Pietra, *Helv. Chim. Acta* **1988**, *71*, 964–976.
- [2] S. Ketzinel, A. Rudi, M. Schleyer, Y. Benayahu, Y. Kashman, *J. Nat. Prod.* **1996**, *59*, 873–875.
- [3] a) T. Lindel, P. R. Jensen, W. Fenical, B. H. Long, A. M. Casazza, J. Carboni, C. R. Fairchild, *J. Am. Chem. Soc.* **1997**, *119*, 8744; b) B. H. Long, J. Carboni, A. J. Wasserman, L. A. Cor-

- nell, A. M. Casazza, P. R. Jensen, T. Lindel, W. Fenical, C. R. Fairchild, *Cancer Res.* **1998**, *58*, 1111–1115.
- [4] a) B. Cinel, B. O. Patrick, M. Roberge, R. J. Andersen, *Tetrahedron Lett.* **2000**, *41*, 2811–2815; b) B. Cinel, M. Roberge, H. Behrisch, L. van Ofwegen, C. B. Castro, R. J. Andersen, *Org. Lett.* **2000**, *2*, 257–260; c) M. Roberge, B. Cinel, H. J. Anderson, L. Lim, X. Jiang, L. Xu, C. M. Bigg, M. T. Kelly, R. J. Andersen, *Cancer Res.* **2000**, *60*, 5052–5058; d) R. Britton, M. Roberge, H. Berisch, R. J. Andersen, *Tetrahedron Lett.* **2001**, *42*, 2953–2956.
- [5] E. Hamel, D. L. Sackett, D. Vourloumis, K. C. Nicolaou, *Biochemistry* **1999**, *38*, 5490–5498.
- [6] K. C. Nicolaou, T. Ohshima, S. Hosokawa, F. L. van Delf, D. Vourloumis, J.-Y. Xu, J. Pfefferkorn, S. Kim, *J. Am. Chem. Soc.* **1998**, *120*, 8674–8680.
- [7] a) X.-T. Chen, B. Zhou, S. K. Bhattacharya, C. E. Gutteridge, T. R. R. Pettus, S. J. Danishefsky, *Angew. Chem. Int. Ed.* **1998**, *37*, 789–792; b) X.-T. Chen, S. K. Bhattacharya, B. Zhou, C. E. Gutteridge, T. R. R. Pettus, S. J. Danishefsky, *J. Am. Chem. Soc.* **1999**, *121*, 6563–6579.
- [8] a) K. C. Nicolaou, J.-Y. Xu, S. Kim, T. Ohshima, S. Hosokawa, J. Pfefferkorn, *J. Am. Chem. Soc.* **1997**, *119*, 11353–11354; b) K. C. Nicolaou, J.-Y. Xu, S. Kim, J. Pfefferkorn, T. Ohshima, D. Vourloumis, S. Hosokawa, *J. Am. Chem. Soc.* **1998**, *120*, 8661–8673.
- [9] Formal syntheses: a) N. Ritter, P. Metz, *Synlett* **2003**, *15*, 2422–2424; b) D. Castoldi, L. Caggiano, L. Panigada, O. Sharon, A. M. Costa, C. Gennari, *Chem. Eur. J.* **2006**, *12*, 51–62.
- [10] Synthetic approaches: a) S. Ceccarelli, U. Piarulli, C. Gennari, *Tetrahedron Lett.* **1999**, *40*, 153–156; b) S. M. Ceccarelli, U. Piarulli, C. Gennari, *Tetrahedron* **2001**, *57*, 8531–8542; c) S. M. Ceccarelli, U. Piarulli, J. Telser, C. Gennari, *Tetrahedron Lett.* **2001**, *42*, 7421–7425; d) A. Baron, V. Caprio, J. Mann, *Tetrahedron Lett.* **1999**, *40*, 9321–9324; G. Scalabrino, X.-N. Sun, J. Mann, A. Baron, *Org. Biomol. Chem.* **2003**, *1*, 318–327; e) R. Carter, K. Hodgetts, J. McKenna, P. Magnus, S. Wren, *Tetrahedron* **2000**, *56*, 4367–4382; f) P. Kim, M. H. Nantz, M. J. Kurth, M. M. Olmstead, *Org. Lett.* **2000**, *2*, 1831–1834; g) M. E. Jung, A. Huang, T. W. Johnson, *Org. Lett.* **2000**, *2*, 1835–1837; h) J. D. Winkler, K. J. Quinn, C. H. MacKinnon, S. D. Hiscock, E. C. McLaughlin, *Org. Lett.* **2003**, *5*, 1805–1808; i) P. Kim, M. M. Olmstead, M. H. Nantz, M. J. Kurth, *Tetrahedron Lett.* **2000**, *41*, 4029–4031; j) K. P. Kaliappan, N. Kumar, *Tetrahedron Lett.* **2003**, *44*, 379–392; k) H. Bruyere, S. Samaritani, S. Ballereau, A. Tomas, J. Royer, *Synlett* **2005**, 1421–1424.
- [11] H. C. Kolb, M. S. Van Nieuwenhze, K. B. Sharpless, *Chem. Rev.* **1994**, *94*, 2483–2547.
- [12] a) D. H. R. Barton, S. W. McCombie, *J. Chem. Soc. Perkin Trans. 1* **1975**, 1574–1585; b) D. H. R. Barton, D. O. Jang, J. Cs. Jaszberenyi, *Tetrahedron Lett.* **1990**, *31*, 3991–3994.
- [13] Reduction of the O-enecarbamate functionality: a) P. Kocienski, N. J. Dixon, *Synlett* **1989**, 52–54; b) E. De Lemos, F.-H. Porée, A. Commerçon, J.-F. Betzer, A. Pancrazi, J. Ardisson, *Angew. Chem. Int. Ed.* **2007**, *46*, 1917–1921.
- [14] For reviews, see: a) D. Hoppe, T. Hense, *Angew. Chem. Int. Ed. Engl.* **1997**, *36*, 2282–2316; b) D. Hoppe, *Angew. Chem. Int. Ed. Engl.* **1984**, *23*, 932–948; c) H. Ahlbrecht, U. Beyer, *Synthesis* **1999**, 365–390.
- [15] a) E.-U. Würthwein, D. Hoppe, *J. Org. Chem.* **2005**, *70*, 4443–4451; b) M. Özlügedik, J. Kristensen, B. Wibbeling, R. Fröhlich, D. Hoppe, *Eur. J. Org. Chem.* **2002**, 414–427; c) O. Zschage, D. Hoppe, *Tetrahedron* **1992**, *48*, 8389–8392; d) O. Zschage, J.-R. Schwark, D. Hoppe, *Angew. Chem. Int. Ed. Engl.* **1990**, *29*, 296–298; e) D. Hoppe, O. Zschage, *Angew. Chem. Int. Ed. Engl.* **1989**, *28*, 69–71; f) T. Krämer, J.-R. Schwark, D. Hoppe, *Tetrahedron Lett.* **1989**, *30*, 7037–7040; g) O. Zschage, J.-R. Schwark, T. Krämer, D. Hoppe, *Tetrahedron* **1992**, *48*, 8377–8388. For similar sequences from alkenyl carbamates, see: h) R. Kalkofen, S. Brandau, S. Ünalidi, R. Fröhlich, D. Hoppe, *Eur. J. Org. Chem.* **2005**, 4571–4580; i) J. Reuber, R. Fröhlich, D. Hoppe, *Org. Lett.* **2004**, *6*, 783–786; j) M. Seppi, R. Kalkofen, J. Reupohl, R. Fröhlich, D. Hoppe, *Angew. Chem. Int. Ed.* **2004**, *43*, 1423–1427.
- [16] J. Reuber, R. Fröhlich, D. Hoppe, *Eur. J. Org. Chem.* **2005**, 3017–3025.
- [17] a) P. Razon, S. Dhulut, S. Bezzenine-Lafollée, J. Courtieu, A. Pancrazi, J. Ardisson, *Synthesis* **2005**, 102–108; b) P. Razon, M.-A. N'Zoutani, S. Dhulut, S. Bezzenine-Lafollée, A. Pancrazi, J. Ardisson, *Synthesis* **2005**, 109–121.
- [18] Eleutherobin numbering will be used throughout the article.
- [19] D. Hoppe, R. Hanko, A. Brönneke, F. Lichtenberg, *Angew. Chem. Int. Ed. Engl.* **1981**, *20*, 1024–1026.
- [20] J. Barluenga, C. Mateos, F. Aznar, C. Valdès, *J. Org. Chem.* **2004**, *69*, 7114–7121. For preparation of the corresponding alcohol, see: B. M. Trost, M. T. Sorum, C. Chan, A. E. Harms, G. Rühler, *J. Am. Chem. Soc.* **1997**, *119*, 698–708.
- [21] C9 absolute configuration was verified by ¹H NMR spectroscopic analysis of the (*R*)- and (*S*)-methoxyphenylacetic esters (MPA) derived from **14a** or **15** according to the Mosher–Trost model: a) J. M. Seco, E. Quinoà, R. Riguera, *Chem. Rev.* **2004**, *104*, 17–117; b) J. A. Dale, H. S. Mosher, *J. Am. Chem. Soc.* **1973**, *95*, 512–519; c) B. M. Trost, J. L. Belletire, S. Godleski, P. G. McDougal, J. M. Balkovec, J. J. Baldwin, M. E. Christy, G. S. Ponticello, S. L. Varga, J. P. Springer, *J. Org. Chem.* **1986**, *51*, 2370–2374.
- [22] Traces (<2%) of the C9 diastereomer of **15** were observed.
- [23] T. Krämer, D. Hoppe, *Tetrahedron Lett.* **1987**, *28*, 5149–5152.
- [24] IBX = *o*-iodoxybenzoic acid: a) D. B. Dess, J. C. Martin, *J. Am. Chem. Soc.* **1991**, *113*, 7277–7287; b) M. Frigerio, M. Santagostino, S. Sputore, G. Palmisano, *J. Org. Chem.* **1995**, *60*, 7272–7276.