



HAL
open science

Synthesis of new bipyridine N,N'-dioxides and their application in asymmetric allylation of benzaldehyde and aldol addition to acetophenone

Eva Bednářová, David Nečas, Ivana Císařová, Michal Dušek, Frédéric Lamaty,
Martin Kotora

► **To cite this version:**

Eva Bednářová, David Nečas, Ivana Císařová, Michal Dušek, Frédéric Lamaty, et al.. Synthesis of new bipyridine N,N'-dioxides and their application in asymmetric allylation of benzaldehyde and aldol addition to acetophenone. *Chemical Monthly = Monatshefte für Chemie*, 2019, 150 (1), pp.29-48. 10.1007/s00706-018-2289-5 . hal-02370851

HAL Id: hal-02370851

<https://hal.science/hal-02370851>

Submitted on 7 Dec 2020

HAL is a multi-disciplinary open access archive for the deposit and dissemination of scientific research documents, whether they are published or not. The documents may come from teaching and research institutions in France or abroad, or from public or private research centers.

L'archive ouverte pluridisciplinaire **HAL**, est destinée au dépôt et à la diffusion de documents scientifiques de niveau recherche, publiés ou non, émanant des établissements d'enseignement et de recherche français ou étrangers, des laboratoires publics ou privés.

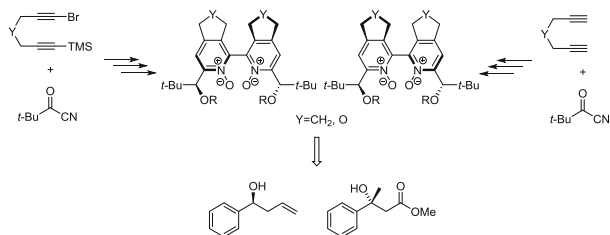
Synthesis of new bipyridine *N,N'*-dioxides and their application in asymmetric allylation of benzaldehyde and aldol addition to acetophenone

Eva Bednářová^{1,2} · David Nečas¹ · Ivana Čisárová³ · Michal Dušek⁴ · Frédéric Lamaty² · Martin Kotora¹ 

Abstract

Two methods for the synthesis of new axially chiral bipyridine *N,N'*-dioxides based on catalytic [2+2+2] cyclootrimerization of diynes with nitriles were developed. The *N,N'*-dioxides were used as catalysts in enantioselective allylation of benzaldehyde with allyltrichlorosilane and aldol reaction of trichlorosilyl ketene acetal of methyl acetate with acetophenone.

Graphical abstract



Keywords Cyclootrimerization · Catalysis · *N,N'*-Dioxides · Silicon compounds · Enantioselective synthesis

Introduction

Chiral pyridine *N*-oxides and bipyridine *N,N'*-dioxides are an important class of heteroaromatic compounds with interesting chemical properties. Polarization of the N–O bond results in their electron-donation activity and makes them rather strong Lewis bases, which are able to activate Lewis acids such as trichlorosilanes. Therefore, they can catalyze a number of various reactions such as allylation and crotylation of aldehydes, aldol reactions, ring-opening of epoxides, and cyanosilylation of ketones and imides [1–10]. Due to the general high interest in the development of new Lewis basic chiral organocatalysts, synthetic approaches providing new chiral compounds possessing the pyridine *N*-oxide moiety are desirable.

✉ Frédéric Lamaty
frederic.lamaty@umontpellier.fr

✉ Martin Kotora
martin.kotora@natur.cuni.cz

¹ Department of Organic Chemistry, Faculty of Science, Charles University, Hlavova 8, 128 43 Praha 2, Czech Republic

² Institut des Biomolécules Max Mousseron IBMM, UMR 5247, CNRS, Université de Montpellier, ENSCM, Campus Triolet, Place Eugène Bataillon, 34095 Montpellier Cedex 5, France

³ Department of Inorganic Chemistry, Faculty of Science, Charles University, Hlavova 8, 128 43 Praha 2, Czech Republic

⁴ Institute of Physics, Czech Academy of Sciences, Na Slovance 1999/2, 182 21 Praha 8, Czech Republic

Results and discussion

Ligand design

We designed new types of bipyridine N,N' -dioxides with the C2 symmetry (Fig. 1) which possess centers of chirality in the side chains. The pyridine cores are connected in positions 2 and 2'. In addition, the presence of two substituents in position 3 and 3' together with two oxygen atoms of the N -oxides should cause restricted rotation of the C2–C2' bond between the two pyridine rings, thus, to generate dynamic axial chirality [11] in the molecule.

Generally, there are two possible pathways of synthesis of these types of N,N -dioxides (Scheme 1). The first approach (A) is based on the following retrosynthetic analysis: (i) oxidation of a bipyridine to a bipyridine N,N' -dioxide, (ii) reductive homocoupling of a 2-halopyridine that could be prepared by (iii) catalytic cyclotrimerization of a 1-halodiyne with a nitrile. In the second approach (B) is a bipyridine N,N' -dioxide synthesized by (i) oxidative dimerization of a pyridine N -oxide prepared by (ii) oxidation of a bicyclic pyridine and (iii) catalytic cyclotrimerization of an unsubstituted diyne with a nitrile.

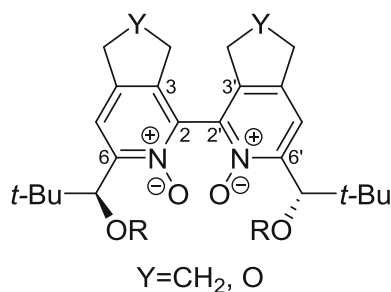


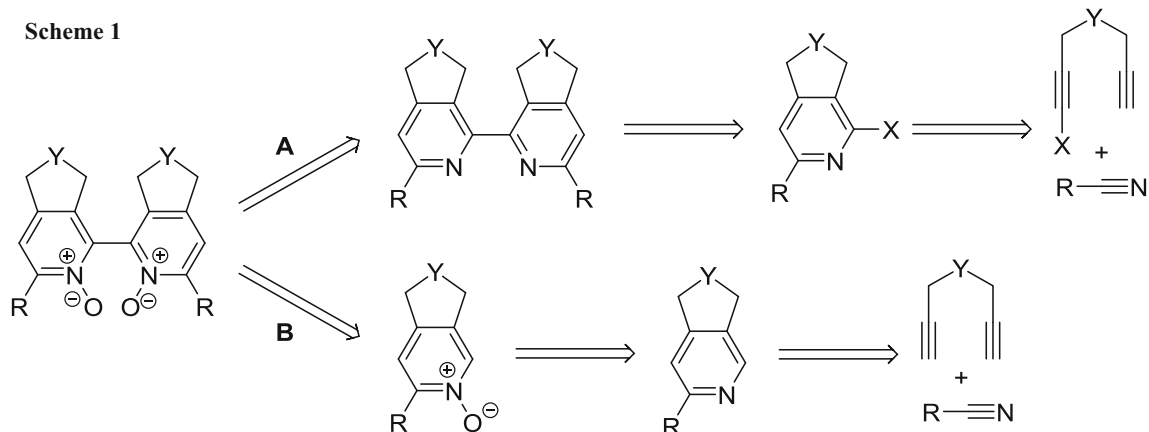
Fig. 1 Newly designed bipyridine N,N' -dioxide

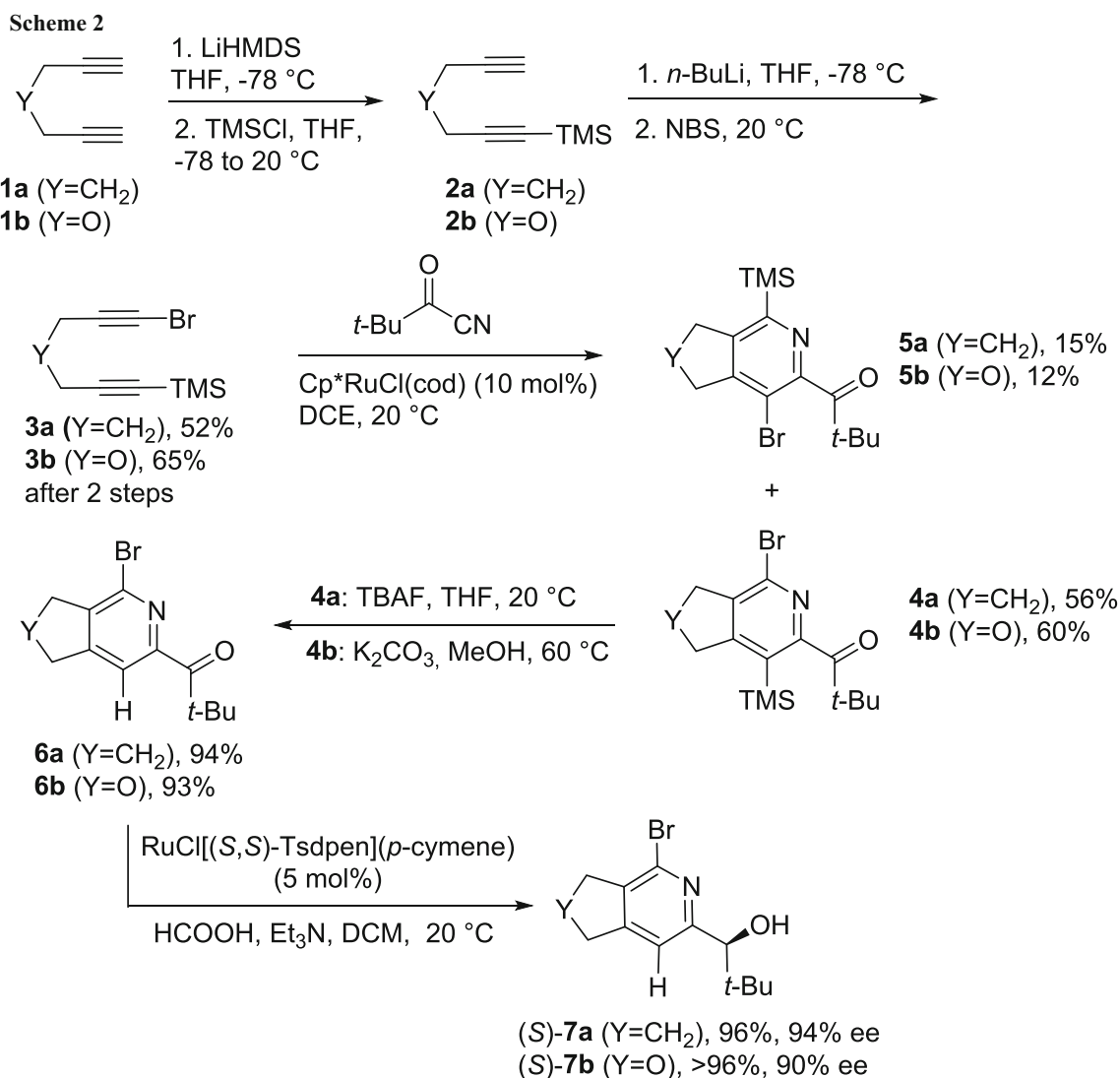
Synthesis of bipyridine N,N' -dioxides

Approach A

Synthesis of desired bipyridine N,N' -dioxides started with monolithiation of hepta-1,6-diyne (**1a**, $Y=CH_2$) or propargyl ether (**1b**, $Y=O$) with LiHMDS followed by reactions with trimethylsilyl chloride (Scheme 2). Then the formed diynes **2a** and **2b** underwent bromination with NBS providing 1-bromodiyne **3a** and **3b** at isolated yields of 52% and 65% after two steps. The subsequent cyclotrimerization of **3a** and **3b** with pivaloyl cyanide under the standard condition developed in our group ($Cp^*RuCl(cod)$ (10 mol%), dichloroethane, 20 °C) [12] proceeded with the preferential formation of 2-bromopyridines **4a** and **4b** in both cases. Thus, in each case, mixtures of both possible regioisomers **4a** and **5a**, and **4b** and **5b** were obtained at high isolated yields (**4a** 56%, **5a** 15%; **4b** 60%, **5b** 12%). The TMS group of **4a** was then removed using tetrabutylammonium fluoride (TBAF) yielding ketone **6a** at 94% yield. In the case of **4b** it was necessary to use potassium carbonate and the deprotected ketone **6b** was obtained at 93% yield. It should be mentioned that deprotection with TBAF was not reproducible and intractable reaction mixtures were obtained, probably as a result of low stability of either the starting material or the product. Ketones **6a** and **6b** were then reduced by enantioselective Ru-catalyzed transfer hydrogenation to chiral alcohols **7a** and **7b** in quantitative yields and with excellent enantioselectivity of 94% and 90% ee, respectively [13]. S configuration of both alcohols **7a** and **7b** was unequivocally confirmed by a single-crystal X-ray analysis (for **7a**, see Ref. [14], for **7b**, see Fig. 2).

After protection of the free hydroxyls with the acetyl group, the pyridines **8a** and **8b** were dimerized using in situ-generated Ni(0) species in 68% and 62%,





respectively (Scheme 3). Surprisingly, deprotection of the acetyl groups in bipyridines **9a** and **9b** under the standard conditions (K₂CO₃, MeOH, 20 °C) resulted in different outcomes. Whereas the reaction with **9a** proceeded without any problems and provided pyridine **10a** at 96% yield as an optically pure compound, deprotection of **9b** produced an insoluble material, which we were not able to characterize and identify. Although a full consumption of the starting material and formation of monodeprotected species was observed using different deprotection conditions such as 4 Å MS in MeOH or NH₃ in MeOH, the same insoluble material was formed at the end of the reaction. Some of the aspects of the synthesis of bipyridine **10a** are discussed in detail in our recent report, where this chiral 2,2'-bipyridine was efficiently used as a ligand in metal-catalyzed reactions [14].

The reaction of bipyridine **10a** with methyl iodide formed bipyridine **11a** which was then oxidized with MCPBA to furnish the desired bipyridine *N,N'*-dioxide **12a** at 93% isolated yield (Scheme 4). Although formation of two atropoisomers of **12a** could have been expected, only one diastereoisomer was detected and isolated and its *aR* configuration was determined by the single-crystal X-ray analysis (Fig. 3).

Unsatisfactory result of the attempt to synthesize *N,N'*-dioxide bearing oxygen in the 5-membered ring resulted in invention of a new synthetic approach. As we were suspicious that our problems could originate in the presence of free hydroxyl groups in bipyridine **10b**, we tested the possibility to convert the OH groups to methyl ethers prior to dimerization. In addition, this pathway would also

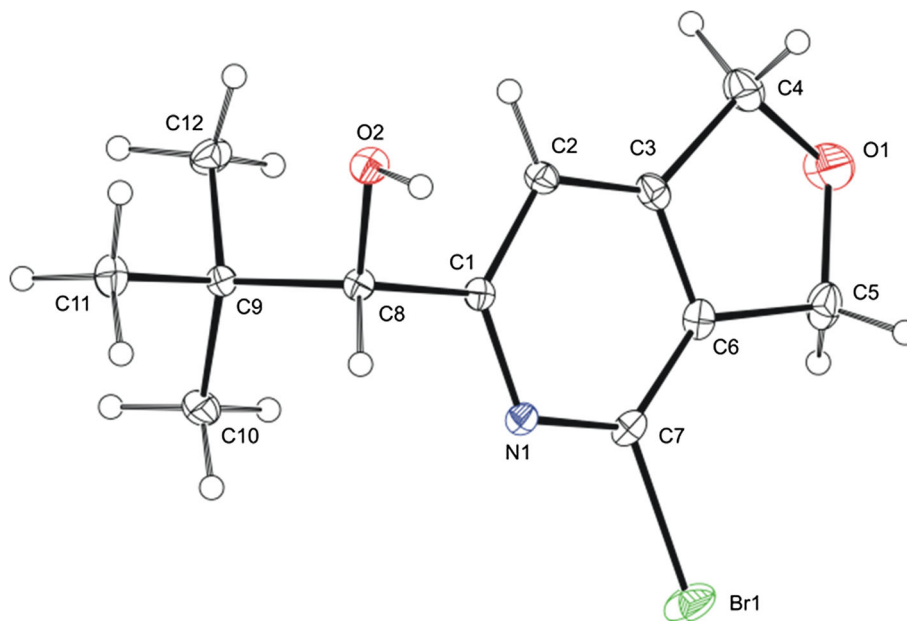
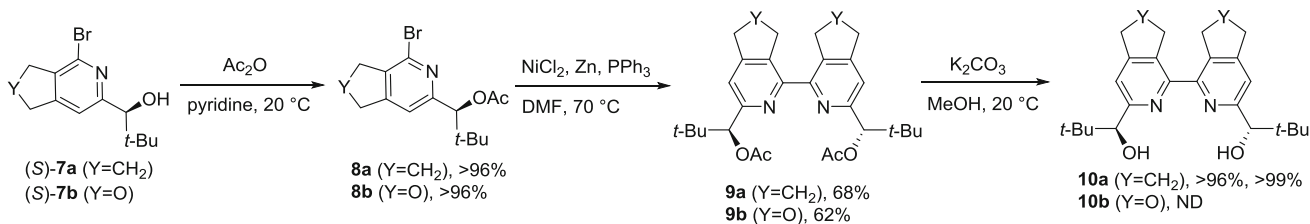
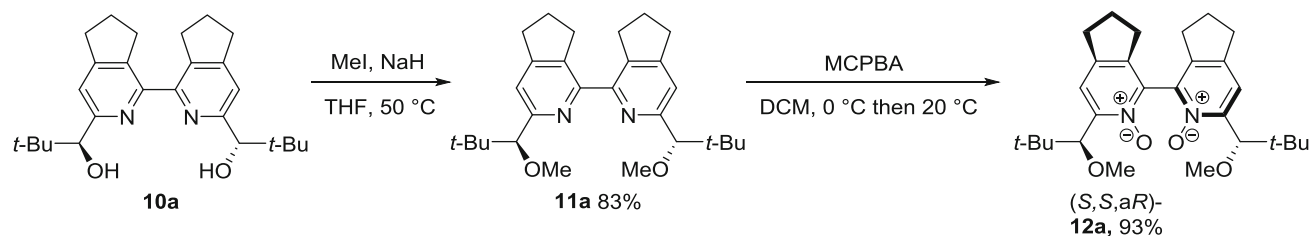


Fig. 2 ORTEP drawing of (*S*)-7b

Scheme 3



Scheme 4



shorten the synthesis of *N,N'*-dioxide by making the steps of protection and deprotection with acetyl groups obsolete.

We were pleased that treatment of chiral alcohols (*S*)-7a and (*S*)-7b with methyl iodide furnished pyridines 13a and 13b at 87% and almost quantitative yield, respectively.

They were afterwards successfully dimerized to bipyridines 11a and 11b at 68% and 78% isolated yields (Scheme 5). Surprisingly, oxidation of bipyridine 11b with MCPBA provided a complex mixture of products. The LC–MS analysis of the mixture detected the formation of other

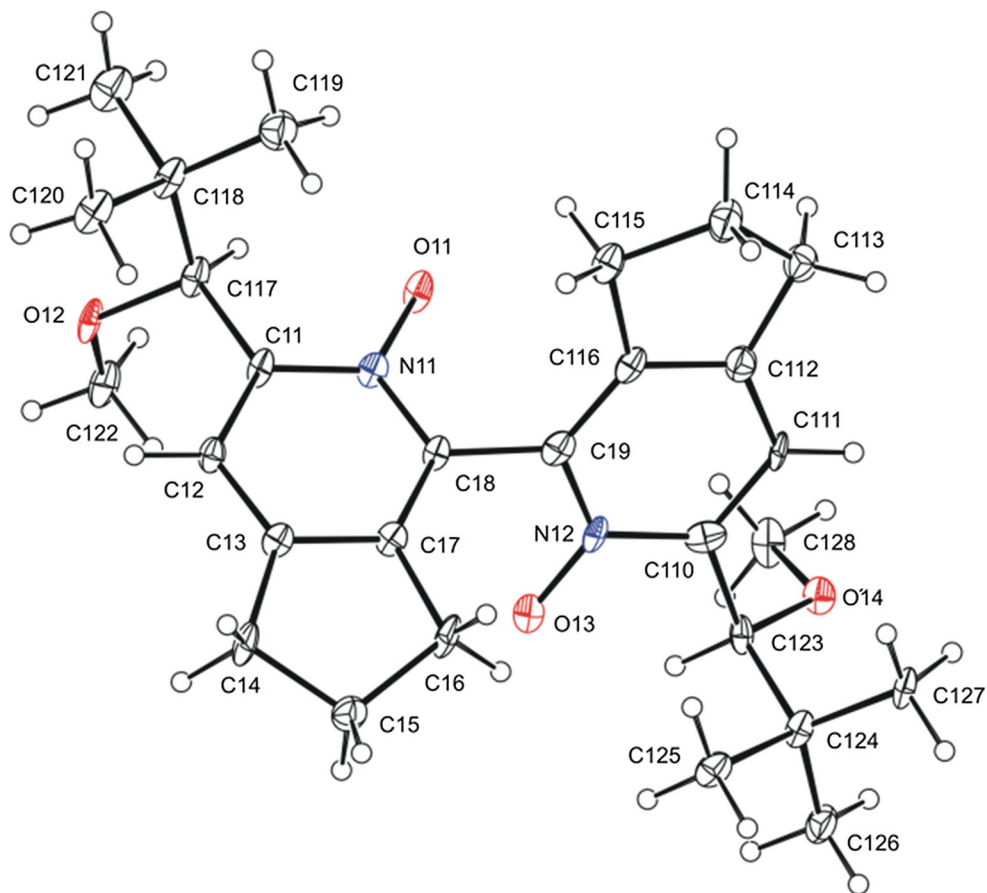
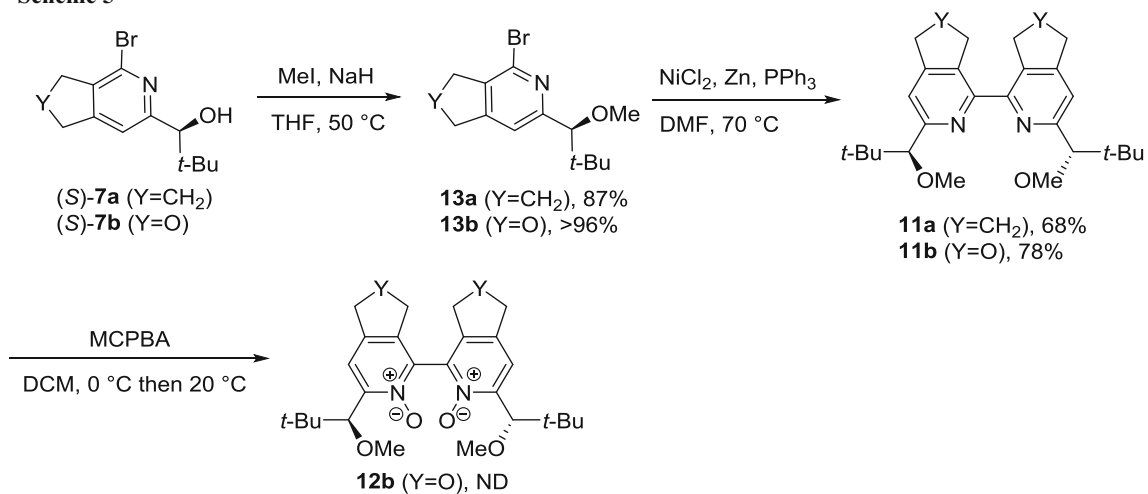


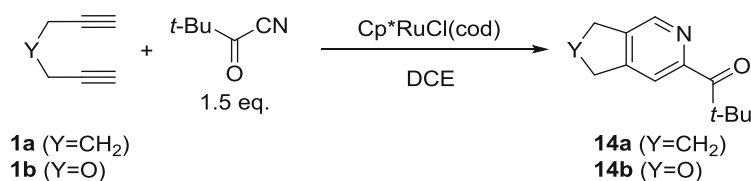
Fig. 3 ORTEP drawing of (*S,S,aR*)-**12a**

Scheme 5



products as cyclic lactones formed by oxidation of benzylic CH₂ groups in the five-membered ring. Unfortunately, also other oxidizing agents (other peroxides, percarbonate,

TEMPO, perruthenate, nitrite, oxaziridines, etc.) did not improve the selectivity of the reaction towards selective formation of *N,N'*-dioxide **12b**.

Table 1 Cyclotrimerization of **1a** and **1b** with pivaloyl nitrile

| Entry | Y | Diyne | [Ru]/mol% ^a | T/°C | Time/h | Pyridine | Yield/% ^b |
|----------------|-----------------|-----------|------------------------|------------|--------|------------|----------------------|
| 1 | CH ₂ | 1a | 5 | 20 then 60 | 2.5 | 14a | 44 |
| 2 | O | 1b | 5 | 20 then 60 | 2.5 | 14b | 58 |
| 3 ^c | CH ₂ | 1a | 10 | 60 | 12 | 14a | 70 |
| 4 ^c | CH ₂ | 1a | 10 | 20 | 15 | 14a | 75 |
| 5 ^c | O | 1b | 10 | 20 | 13 | 14b | 89 |

^a[Ru]—Cp*RuCl(cod)^bIsolated yield^cDiyne was added slowly by a syringe pump

Approach B


As we did not find a way for the synthesis of bipyridine *N,N'*-dioxide **12b** using approach **A** and as it would be convenient to prepare also the second atropoisomer (*S,S,aS*)-**12b** with the opposite chirality, we turned our attention to approach **B** described in Scheme 1. We started our synthesis with cyclotrimerization of hepta-1,6-diyne (**1a**) and propargyl ether (**1b**) with pivaloyl cyanide (Table 1). The original conditions developed by Yamamoto [15] for similar substrates provided desired products **14a** and **14b** at 44% moderate and 58% isolated yield, respectively (entries 1 and 2). Gratifyingly, optimization of reaction conditions comprising increase of the catalyst loading to 10 mol % and slow addition of diyne by a syringe pump resulted in increased yields of 75% and 89%, respectively (entries 4 and 5).

Reduction of the starting ketone **14a** with (–)-Ipc₂BCl brought about no conversion (Table 2, entry 1). Its Ru-complex catalyzed transfer hydrogenation under the standard conditions (RuCl[(*S,S*)-Tsdpen](*p*-cymene), HCOOH/Et₃N, 20 °C) [13] turned out to be very slow and, in addition, the required chiral alcohol **15a** was formed with moderate enantioselectivity: 47% yield, 55% ee after 12 days (entry 2). Increasing the temperature to 40 °C improved not only the rate of the reaction, the yield, but surprisingly also enantioselectivity (88% yield, 74% ee; entry 3). The rate of the reaction together with its yield was further improved by refluxing of the reaction mixture; unfortunately, a significant drop of enantioselectivity to 67% ee was observed (entry 4). Ketone **14b** was reduced under optimized conditions yielding alcohol **15b** in

quantitative yield and 89% ee (entry 5). In addition, after recrystallization from hexanes, the enantiomeric purity of both of the alcohols **15a** and **15b** was further improved. As a result, both compounds were obtained as optically pure compounds. *S* configuration of **15a** was unequivocally confirmed by a single-crystal X-ray analysis (Fig. 4).

Alcohols (*S*)-**15a** and (*S*)-**15b** were in the next step treated under basic conditions with methyl iodide to provide the corresponding methyl ethers **16a** and **16b** at 94% and the quantitative yield, respectively (Scheme 6). Their oxidation by MCPBA proceeded smoothly to furnish pyridine *N*-oxides **17a** and **17b** in quantitative yield without any sign of oxidation of benzylic CH₂ positions as was observed in the case of bipyridine **11b**. Ensuing oxidative dimerization using LiTMP and iodine furnished both atropoisomers of the target compounds (*S,S,aS*)-**12a** and (*S,S,aR*)-**12a** at 28% and 59% isolated yields, and (*S,S,aS*)-**12b** and (*S,S,aR*)-**12b** at 11% and 60% isolated yields.

Interestingly, our levels of selectivity in the last steps of approaches **A** and **B** are completely opposite to the observation reported by Denmark [16]. While we observed in approach **A** formation of only atropoisomer (*S,S,aR*)-**12b** by oxidation of bipyridine **11b** to *N,N'*-dioxide **12b**, Denmark described formation of both isomers (*R,R,aS*) and (*R,R,aR*) in 5/2 ratio when a structurally similar compound is oxidized. On the other hand, in the last step in approach **B**, the oxidative dimerization of a pyridine *N*-oxide to an *N,N'*-dioxide in the Denmark's case only (*R,R,aS*)-isomer was obtained, the same type of reaction in our hands furnished both (*S,S,aR*) and (*S,S,aS*) atropoisomers in 2/1 ratio for **12a** and 6/1 ratio for **12b**.

Table 2 Chiral reduction of **14a** and **14b**

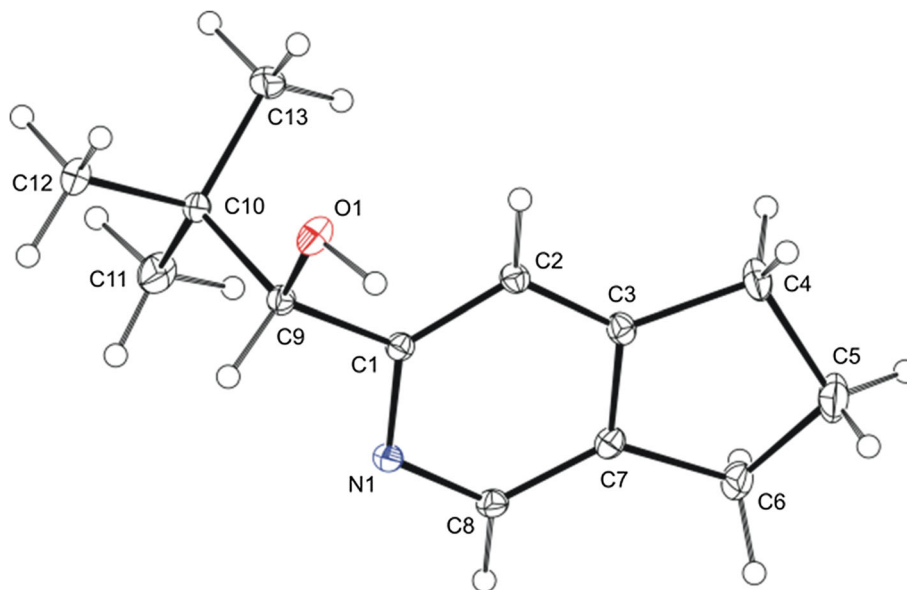
| Entry | Y | Ketone | Catalyst ^a | Reductant | Solvent | T/°C | Time/d | Alcohol | Yield/% ^b | ee/% ^c |
|-------|-----------------|------------|-----------------------|--------------------------|---------|--------|--------|------------|----------------------|------------------------|
| 1 | CH ₂ | 14a | – | (–)-Ipc ₂ BCl | THF | 20 | 2 | 15a | NR | – |
| 2 | CH ₂ | 14a | [Ru] | HCOOH, Et ₃ N | DCM | 20 | 12 | 15a | 47 | 55 |
| 3 | CH ₂ | 14a | [Ru] | HCOOH, Et ₃ N | DCM | 40 | 6 | 15a | 88 (48) ^d | 74 (> 99) ^d |
| 4 | CH ₂ | 14a | [Ru] | HCOOH, Et ₃ N | DCM | reflux | 0.5 | 15a | 98 | 67 |
| 5 | O | 14b | [Ru] | HCOOH, Et ₃ N | DCM | 40 | 2 | 15b | 98 (68) ^d | 89 (> 99) ^d |

^a[Ru]—(RuCl[(*S,S*)-Tsdpen](*p*-cymene) (5 mol%)

^bIsolated yield. NR no reaction

^cDetermined by HPLC with a chiral stationary phase

^dRecrystallization from hexanes in parenthesis

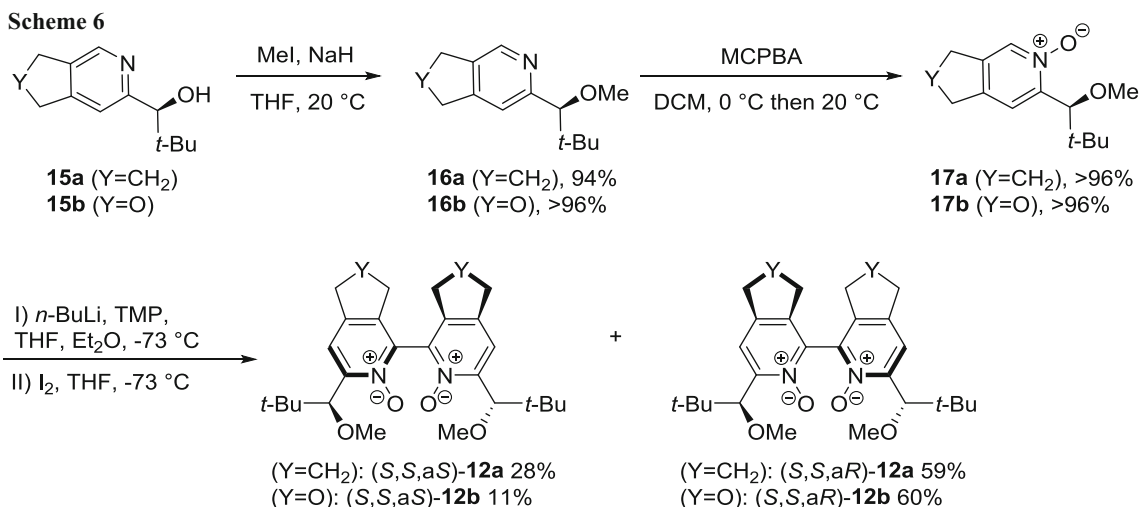
**Fig. 4** ORTEP drawing of (*S*)-**15a**

Application of bipyridine *N,N'*-dioxide in organocatalytic reactions

Lewis base-catalyzed asymmetric allylation of benzaldehyde **18** with allyltrichlorosilane **19** has become the testing ground of the new *N*-oxide catalyst. For testing, we used all four of our newly prepared bipyridine *N,N'*-dioxide (*S,S,aS*)-**12a**, (*S,S,aR*)-**12a**, (*S,S,aS*)-**12b**, (*S,S,aR*)-**12b**, and *N,N'*-dioxide **20** (Fig. 5) derived from Bolm's 2,2'-bipyridine which possesses no axial chirality because of the lack of substituent in the positions 3 and 3' and which was

prepared following a slightly modified published procedure [17].

We started our study with conditions (0.5 mol% of the catalyst, 1.5 eq. of base, THF, – 78 °C, Table 3) that turned out to be optimal in our previous study of allylation of aldehydes using bipyridine *N,N'*-dioxide catalysts [18]. Unfortunately, only catalysts **20** and (*S,S,aR*)-**12a** turned out to be active providing allyl alcohol **21** at low yield and moderate to high enantioselectivity in the range of 0–69% ee (entries 1–5). Elevation of the reaction temperature to – 40 °C improved the yield but the enantioselectivity



noticeably dropped (entries 6–10). Increasing the amount of the base to 5 eq. caused the drop of both yield and ee (entries 11–15). A higher loading of the catalyst (1.5 mol %) improved the yield of the reaction but the change of enantioselectivity was marginal if any (entries 16–20). Although the use of acetonitrile notably improved the yields, the enantioselectivity remained moderate (entries 21–25). On the other hand, using DCM brought rise of enantioselectivity (entries 26–30) keeping the catalyst **20** the most active (76% yield, 82% ee). Increasing of the amount of the base as well as loading of the catalyst did not improve the results of the reaction (entries 31 and 32).

Generally, it can be stated that in most cases the *N,N'*-dioxide **20** without element of axial chirality provided allylic alcohol **21** in the best yields and enantioselectivity. Among the atropoisomeric *N,N'*-dioxides, (*R*)-atropoisomers ((*S,S,aR*)-**12a** and (*S,S,aR*)-**12b**) provided the higher yield of alcohol **21** while the higher ee could be obtained using (*aS*)-isomers ((*S,S,aS*)-**12a** and (*S,S,aS*)-**12b**). Comparing *N,N'*-dioxides **12a** (Y = CH₂) and **12b** (Y=O), the more selective were catalysts **12b** bearing the oxygen atom in the five-membered ring, whereas catalysts **12a** bearing all-carbon ring gave better enantioselectivity.

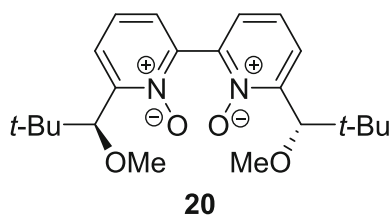
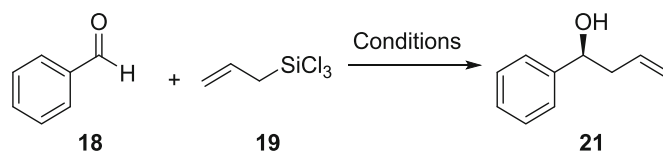


Fig. 5 Structure of *N,N'*-dioxide **20**

Catalytic activity of the abovementioned *N,N'*-dioxides was then studied in aldolization reaction of acetophenone (**22**) with trichlorosilyl ketene acetal of methyl acetate (**23**) to tertiary alcohol **24** (Table 4). Despite its synthetic potential, the enantioselective variant of the aldol reaction is rather scarce. In 2002, Denmark et al. found out that the reaction can be catalyzed by bipyridine *N,N'*-dioxides of a similar structure to ours and they obtained the required alcohol **24** at 91% isolated yield and 87% ee, which has not been surpassed yet [17, 19]. For our study, we used Denmark's reaction conditions without any further optimization (10 mol % of the catalyst, DCM, -20 °C).

The use of (*S,S,aS*)-**12a** furnished (*S*)-**24** at 93% yield and 60% ee (entry 1), while utilization of the opposite atropoisomer (*S,S,aR*)-**12a** provided the desired product with the opposite stereochemistry, however, with low enantioselectivity (entry 2). On the other hand, using the atropoisomers (*S,S,aS*)-**12b** and (*S,S,aR*)-**12b**, the desired alcohol **24** was obtained with the same *R* configuration and quantitative yields with 57% and 78% ee, respectively (entries 3 and 4). Since Denmark et al. in their studies found that the *N,N'*-dioxides possessing 2,4,6-trimethylbenzyl (TMB) substituent instead of the methyl group in the etheric part of the catalysts provided the best results [17, 19], we synthesized new dioxides (*S,S,aS*)-**25b** and (*S,S,aR*)-**25b** (Fig. 6) following approach B. Using catalyst (*S,S,aS*)-**25b** alcohol (*S*)-**24** was formed at 67% yield with 24% ee (entry 5), while using catalyst (*S,S,aR*)-**25b**, alcohol **24** was obtained in 56% yield and 70% ee (entry 6) giving no advantage in use of *N,N'*-dioxide (*S,S,aR*)-**25b** instead of (*S,S,aR*)-**12b**.

The *N,N'*-dioxides (*R,aS*)-**26** and (*R,aR*)-**26**, which were previously developed in our group [20] (Fig. 6) and gave us the best results in allylation reactions, were studied as

Table 3 Allylation of benzaldehyde **18** with allyltrichlorosilane **19**

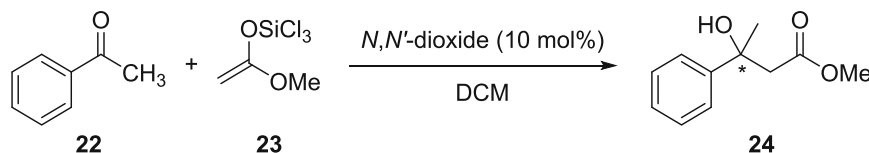
| Entry | <i>N,N'</i> -Dioxide | Mol% | DIPEA/eq. | Solvent | <i>T</i> /°C | Time/h | Yield/% ^a | ee/% ^{b,c} |
|-------|-------------------------------|------|-----------|---------|--------------|--------|----------------------|---------------------|
| 1 | 20 | 0.5 | 1.5 | THF | − 78 | 13 | 17 | 69 |
| 2 | (<i>S,S,aS</i>)- 12a | 0.5 | 1.5 | THF | − 78 | 13 | NR | − |
| 3 | (<i>S,S,aR</i>)- 12a | 0.5 | 1.5 | THF | − 78 | 13 | 14 | 48 |
| 4 | (<i>S,S,aS</i>)- 12b | 0.5 | 1.5 | THF | − 78 | 13 | NR | − |
| 5 | (<i>S,S,aR</i>)- 12b | 0.5 | 1.5 | THF | − 78 | 13 | NR | − |
| 6 | 20 | 0.5 | 1.5 | THF | − 40 | 13 | 40 | 21 |
| 7 | (<i>S,S,aS</i>)- 12a | 0.5 | 1.5 | THF | − 40 | 13 | NR | − |
| 8 | (<i>S,S,aR</i>)- 12a | 0.5 | 1.5 | THF | − 40 | 13 | 57 | 10 |
| 9 | (<i>S,S,aS</i>)- 12b | 0.5 | 1.5 | THF | − 40 | 13 | NR | − |
| 10 | (<i>S,S,aR</i>)- 12b | 0.5 | 1.5 | THF | − 40 | 13 | NR | − |
| 11 | 20 | 0.5 | 5 | THF | − 78 | 15.5 | 18 | 47 |
| 12 | (<i>S,S,aS</i>)- 12a | 0.5 | 5 | THF | − 78 | 15.5 | NR | − |
| 13 | (<i>S,S,aR</i>)- 12a | 0.5 | 5 | THF | − 78 | 15.5 | 10 | 43 |
| 14 | (<i>S,S,aS</i>)- 12b | 0.5 | 5 | THF | − 78 | 15.5 | NR | − |
| 15 | (<i>S,S,aR</i>)- 12b | 0.5 | 5 | THF | − 78 | 15.5 | NR | − |
| 16 | 20 | 1.5 | 1.5 | THF | − 78 | 12 | 27 | 70 |
| 17 | (<i>S,S,aS</i>)- 12a | 1.5 | 1.5 | THF | − 78 | 12 | 6 | 68 |
| 18 | (<i>S,S,aR</i>)- 12a | 1.5 | 1.5 | THF | − 78 | 12 | 42 | 49 |
| 19 | (<i>S,S,aS</i>)- 12b | 1.5 | 1.5 | THF | − 78 | 12 | NR | − |
| 20 | (<i>S,S,aR</i>)- 12b | 1.5 | 1.5 | THF | − 78 | 12 | NR | − |
| 21 | 20 | 0.5 | 1.5 | ACN | − 40 | 13.5 | 93 | 54 |
| 22 | (<i>S,S,aS</i>)- 12a | 0.5 | 1.5 | ACN | − 40 | 13.5 | 11 | 40 |
| 23 | (<i>S,S,aR</i>)- 12a | 0.5 | 1.5 | ACN | − 40 | 13.5 | 96 | 33 |
| 24 | (<i>S,S,aS</i>)- 12b | 0.5 | 1.5 | ACN | − 40 | 13.5 | 39 | 51 |
| 25 | (<i>S,S,aR</i>)- 12b | 0.5 | 1.5 | ACN | − 40 | 15.5 | 93 | 45 |
| 26 | 20 | 0.5 | 1.5 | DCM | − 78 | 15.5 | 76 | 82 |
| 27 | (<i>S,S,aS</i>)- 12a | 0.5 | 1.5 | DCM | − 78 | 15.5 | NR | − |
| 28 | (<i>S,S,aR</i>)- 12a | 0.5 | 1.5 | DCM | − 78 | 15.5 | 77 | 46 |
| 29 | (<i>S,S,aS</i>)- 12b | 0.5 | 1.5 | DCM | − 78 | 15.5 | NR | − |
| 30 | (<i>S,S,aR</i>)- 12b | 0.5 | 1.5 | DCM | − 78 | 15.5 | 27 | 72 |
| 31 | 20 | 0.5 | 1.5 | DCM | − 78 | 17 | 40 | 83 |
| 32 | 20 | 1.5 | 5 | DCM | − 78 | 17 | 73 | 81 |

^a¹H NMR yield, *NR* no reaction^bDetermined by HPLC with a chiral stationary phase^c*S* configuration in all cases

catalysts in aldolization reaction as well. Catalyst (*R,aS*)-**26** provided alcohol (*S*)-**24** in 86% and 40% ee; on the other hand, alcohol (*R*)-**24** was obtained using (*R,aR*)-**26** in 93% yield and 65% ee (entries 7 and 8).

Unfortunately, the most promising results with catalysts (*S,S,aR*)-**12b** and (*R,aR*)-**26** were not further improved by decrease of the reaction temperature to − 50 °C (entries 9

and 10). The replacement of DCM by THF, which revealed to be essential in allylation reaction with catalyst (*R,aR*)-**26** [20], caused the formation of opposite major enantiomer, however, with low selectivity (entry 11).

Table 4 Aldol reaction of acetophenone **22** with trichlorosilyl ketene acetal **23**

| Entry | <i>N,N'</i> -Dioxide | <i>T</i> /°C | Time/h | Yield/% ^a | ee/% ^b |
|-----------------|-------------------------------|--------------|--------|----------------------|-------------------|
| 1 | (<i>S,S,aS</i>)- 12a | − 20 | 18 | 93 | 60 (<i>S</i>) |
| 2 | (<i>S,S,aR</i>)- 12a | − 20 | 18 | 87 | 15 (<i>R</i>) |
| 3 | (<i>S,S,aS</i>)- 12b | − 20 | 18 | > 96 | 57 (<i>R</i>) |
| 4 | (<i>S,S,aR</i>)- 12b | − 20 | 18 | > 96 | 78 (<i>R</i>) |
| 5 | (<i>S,S,aS</i>)- 25b | − 20 | 18 | 67 | 24 (<i>S</i>) |
| 6 | (<i>S,S,aR</i>)- 25b | − 20 | 18 | 56 | 70 (<i>R</i>) |
| 7 | (<i>R,aS</i>)- 26 | − 20 | 18 | 86 | 40 (<i>S</i>) |
| 8 | (<i>R,aR</i>)- 26 | − 20 | 18 | 93 | 65 (<i>R</i>) |
| 9 | (<i>S,S,aR</i>)- 12b | − 50 | 36 | 81 | 75 (<i>R</i>) |
| 10 | (<i>R,aR</i>)- 26 | − 50 | 36 | 81 | 68 (<i>R</i>) |
| 11 ^c | (<i>R,aR</i>)- 26 | − 50 | 36 | 42 | 9 (<i>S</i>) |

^a¹H NMR yield^bDetermined by HPLC with a chiral stationary phase^cTHF was used as a solvent

Conclusion

We have developed two new pathways for the synthesis of six axially chiral *N,N'*-dioxides based on catalytic [2+2+2] cyclootrimerization of diynes with nitriles. These two approaches differ in the dimerization method—while in approach A, the *N,N'*-dioxide was prepared by oxidation of a bipyridine, which is formed by reductive dimerization of 2-bromopyridine, approach B is based on oxidative dimerization of a pyridine *N*-oxide. While only one atropisomer of the desired *N,N'*-dioxide is formed selectively in approach A, approach B provides both the atropisomers. The utility of all six newly formed *N,N'*-dioxides was proved in asymmetric reactions, namely allylation of aldehydes and aldol addition to acetophenone.

Experimental

All chemicals were purchased from common commercial sources—Sigma-Aldrich, Acros Organics, Alfa Aesar, Strem chemicals and PENTA. Dry solvents for reactions were purified and dried by distillation from sodium/benzophenone (THF, Et₂O), CaH₂ (DCM, DCE), or by standing over molecular sieves (DMF, ACN). For degassing the solvents, freeze–pump–thaw technique or

sonication with argon bubbling was used. Solvents for column chromatography were distilled prior to use. Benzaldehyde (**18**), acetophenone (**22**), tetrachlorosilane, diisopropylamine, *N,N*-diisopropylethylamine, and tributyltin chloride were purified by distillation prior to use. Other solvents and chemicals were used without any purification. Argon or nitrogen was used as an inert gas.

Silica gel 60 (0.040–0.063 mm) was used for column chromatography, TLC was performed on aluminum sheets with a layer of silica gel 60 F₂₅₄, both purchased from MERCK. Spots on TLC plates were detected using UV lamp ($\lambda = 254$ nm), basic permanganate solution or acidic *p*-anisaldehyde solution.

NMR spectra were recorded on Varian VNMRS 300 ($\nu(^1\text{H}) = 299.94$ MHz, $\nu(^{13}\text{C}) = 75.43$ MHz), on Bruker Avance III (400 MHz) ($\nu(^1\text{H}) = 400.13$ MHz, $\nu(^{13}\text{C}) = 100.61$ MHz), or on Bruker Avance III (600 MHz) ($\nu(^1\text{H}) = 600.17$ MHz, $\nu(^{13}\text{C}) = 150.04$ MHz) in deuterated chloroform and referenced to residual solvent peak (¹H: 7.26 ppm, ¹³C: 77.16 ppm). Chemical shifts are given in δ scale; coupling *J* constants are given in Hz.

Mass spectra were recorded on VG-Analytical ZAB-SEQ and Synapt G2-S. Infrared spectra were recorded in KBr and measured on spectrometer Hermo Nicolet AVATAR 370 FT-IR. All melting points were determined on Kofler apparatus. Optical rotations were measured on automatic polarimeter Autopol III and are given in

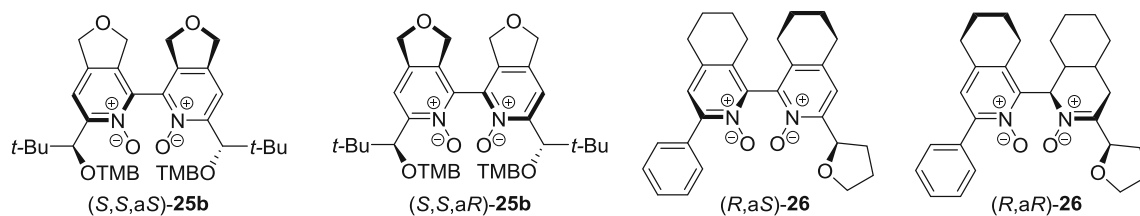


Fig. 6 Structure of *N,N'*-dioxides **25b** and **26**

deg cm³ g⁻¹ dm⁻¹ with accuracy ± 2 and the mass concentrations in g/100 cm³. HPLC analyses of chiral products were done on Shimadzu chromatograph with Daicel Chiralpak[®] and Lux Columns.

Compounds **2a**, **2b**, **3a**, **3b**, **4a**, **5a**, **6a**, **7a**, **8a**, **9a**, **10a**, (*R,aS*)-**26**, (*R,aR*)-**26**, **27**, and pivaloyl cyanide were prepared according to the previously published procedures [12, 14, 20].

1-[4-Bromo-7-(trimethylsilyl)-1,3-dihydrofuro[3,4-*c*]pyridin-6-yl]-2,2-dimethylpropan-1-one (4b, C₁₄H₂₀BrNO₂Si) and **1-[7-bromo-4-(trimethylsilyl)-1,3-dihydrofuro[3,4-*c*]pyridin-6-yl]-2,2-dimethylpropan-1-one (5b, C₁₄H₂₀BrNO₂Si)** To a dry-argon-flushed 5-cm³ Schlenk flask were added 9 mg of Cp^{*}RuCl(cod) (0.02 mmol), 1 cm³ of DCE and 60 mm³ of pivaloyl cyanide (0.5 mmol). Then 60 mg of diyne **3b** (0.25 mmol) dissolved in 2 cm³ of DCE was added slowly by a syringe pump during the course of 1 h. The reaction mixture was stirred at 20 °C until **3b** was fully consumed (disappearance of the respective spot on TLC). Then volatiles were evaporated under reduced pressure. Column chromatography of the residue on silica gel (gradient 50/1 → 40/1 cyclohexane/EtOAc) provided 52 mg (60%) of **4b** and 10 mg (12%) of **5b** as colorless oils. **4b**: ¹H NMR (300 MHz, CDCl₃): δ = 5.23–5.20 (m, 2H, CH₂), 5.06–5.03 (m, 2H, CH₂), 1.41 (s, 9H, 3 × CH₃), 0.27 (s, 9H, 3 × CH₃) ppm; ¹³C NMR (75 MHz, CDCl₃): δ = 208.84, 160.81, 156.96, 136.02, 132.71, 127.25, 74.99, 71.90, 43.26, 27.18, 0.29 ppm; IR (drift KBr): $\bar{\nu}$ = 2956, 1693, 1541, 1241, 1050, 1009, 931, 846 cm⁻¹; HRMS (ESI): *m/z* calcd. for C₁₄H₂₁BrNO₂Si ([M+H]⁺) 342.0525, found 342.0524; *R_f* = 0.40 (10/1 hexane/EtOAc). **5b**: ¹H NMR (300 MHz, CDCl₃): δ = 5.27 (t, *J* = 2.1 Hz, 2H, CH₂), 5.06 (t, *J* = 2.1 Hz, 2H, CH₂), 1.33 (s, 9H, 3 × CH₃), 0.29 (s, 9H, 3 × CH₃) ppm; ¹³C NMR (75 MHz, CDCl₃): δ = 211.31, 159.66, 157.34, 149.89, 143.85, 111.99, 75.90, 75.47, 46.16, 28.81, 0.00 ppm; IR (drift KBr): $\bar{\nu}$ = 2966, 1704, 1249, 1057, 1013, 942, 895, 845 cm⁻¹; HRMS (ESI): *m/z* calcd. for C₁₄H₂₁BrNO₂Si ([M+H]⁺) 342.0525, found 342.0524; *R_f* = 0.31 (10/1 hexane/EtOAc).

1-(4-Bromo-1,3-dihydrofuro[3,4-*c*]pyridin-6-yl)-2,2-dimethylpropan-1-one (6b, C₁₂H₁₄BrNO₂) To a solution of

3.27 g of **4b** (9.24 mmol) in 80 cm³ of MeOH was added 1.3 g of K₂CO₃ (9.4 mmol). After stirring at 60 °C for 10 h, the reaction mixture was quenched by addition of 30 cm³ of water and extracted with 3 × 100 cm³ of DCM. Combined organic fractions were dried over Na₂SO₄, filtered, and concentrated under the reduced pressure. Column chromatography of the residue on silica gel (gradient 30/1 → 20/1) yielded 2415 mg (93%) of the title compound as colorless crystals. M.p.: 112.9 °C; ¹H NMR (300 MHz, CDCl₃): δ = 7.79 (s, 1H, Ar-H), 5.23–5.19 (m, 2H, CH₂), 5.11–5.08 (m, 2H, CH₂), 1.44 (s, 9H, 3 × CH₃) ppm; ¹³C NMR (75 MHz, CDCl₃): δ = 204.87, 154.44, 151.86, 139.84, 132.80, 116.21, 74.38, 73.41, 44.46, 27.59 ppm; IR (drift KBr): $\bar{\nu}$ = 2973, 2959, 1679, 1550, 1281, 1191, 1127, 1049, 996, 910, 855 cm⁻¹; HRMS (ESI): *m/z* calcd. for C₁₂H₁₅BrNO₂ ([M+H]⁺) 284.0286, found 284.0288; *R_f* = 0.23 (10/1 hexane/EtOAc).

(S)-1-(4-Bromo-1,3-dihydrofuro[3,4-*c*]pyridin-6-yl)-2,2-dimethylpropan-1-ol (7b, C₁₂H₁₆BrNO₂) To a dry-argon-flushed 10-cm³ flask with a solution of 270 mg of **6b** (0.95 mmol) and 34 mg of RuCl[(*S,S*)-Tsdpen](*p*-cymene) (0.05 mmol) in 2 cm³ of DCM, 1.5 cm³ of a mixture of Et₃N/HCOOH (2/1) was added. After stirring for 17 h at 20 °C, the reaction mixture was quenched with 5 cm³ of water and extracted with 3 × 20 cm³ of EtOAc. The combined organic fractions were dried over MgSO₄, filtered, and concentrated under reduced pressure. Column chromatography of the residue on silica gel (gradient 7/1 → 4/1 hexanes/EtOAc) furnished 270 mg (99%, 90% ee) of the title compound as an amorphous solid. Optically pure compound could be obtained by recrystallization from CHCl₃ by slow evaporation of solvent. M.p.: 49.2 °C; ¹H NMR (400 MHz, CDCl₃): δ = 7.08 (s, 1H, Ar-H), 5.18–5.16 (m, 2H, CH₂), 5.05 (t, *J* = 2.2 Hz, 2H, CH₂), 4.35 (s, 1H, CH), 0.92 (s, 9H, 3 × CH₃) ppm; ¹³C NMR (100 MHz, CDCl₃): δ = 161.70, 151.05, 136.04, 133.60, 114.75, 80.77, 74.16, 73.15, 36.43, 25.97 ppm; IR (drift KBr): $\bar{\nu}$ = 2955, 2867, 1607, 1556, 1364, 1051, 1016, 906 cm⁻¹; HRMS (ESI): *m/z* calcd. for C₁₂H₁₇BrNO₂ ([M+H]⁺) 286.04372, found 286.04381; *R_f* = 0.30 (4/1 hexane/EtOAc); [α]_D²⁰ = + 2.58° (*c* = 2.7, CHCl₃). HPLC

of **7b**: Daicel Chiralpak IA, *n*-heptane/IPA 98/2, 1 cm³/min, 207 nm, *t*_S = 17.8 min (major), *t*_R = 18.8 min (minor).

(rac)-1-(4-Bromo-1,3-dihydrofuro[3,4-*c*]pyridin-6-yl)-2,2-dimethylpropan-1-ol ((rac)-7b, C₁₂H₁₆BrNO₂) To a solution of 16 mg of **6b** (0.06 mmol) in 0.4 cm³ of dry MeOH in 4 cm³ vial, 3 mg of NaBH₄ (0.08 mmol) was added. After 3 h at 20 °C, the reaction mixture was quenched with 2 cm³ of water and the mixture was extracted with 3 × 5 cm³ of Et₂O. The combined organic fractions were washed with 5 cm³ of brine, dried over MgSO₄, filtered, and concentrated under reduced pressure. Column chromatography of the residue on silica gel (5/1 hexanes/EtOAc) provided 15 mg (93%) of the title compound as an amorphous solid. All the spectral data were in agreement with the chiral product **7b**. HPLC of **(rac)-7b**: Daicel Chiralpak IA, *n*-heptane/IPA 98/2, 1 cm³/min, 207 nm, *t*_S = 17.7 min, *t*_R = 18.7 min.

(S)-1-(4-Bromo-1,3-dihydrofuro[3,4-*c*]pyridin-6-yl)-2,2-dimethylpropyl acetate (8b, C₁₄H₁₈BrNO₃) To a cooled solution (ice–water) of 198 mg of **7b** (0.69 mmol) in 150 mm³ of pyridine (1.7 mmol) in 10-cm³ flask, 200 mm³ of acetic anhydride (1.9 mmol) was added dropwise. After stirring at 20 °C for 16 h, the reaction mixture was quenched with 5 cm³ of NaHCO₃ (sat. aq. solution) and extracted with 3 × 15 cm³ of DCM. The combined organic fractions were dried over Na₂SO₄, filtered, and concentrated under reduced pressure. Column chromatography of the residue on silica gel (gradient 6/1 → 5/1 hexanes/EtOAc) furnished 225 mg (99%) of the title compound as a colorless oil. ¹H NMR (300 MHz, CDCl₃): δ = 7.11 (s, 1H, Ar–H), 5.52 (s, 1H, CH), 5.19–5.14 (m, 2H, CH₂), 5.06–5.01 (m, 2H, CH₂), 2.13 (s, 3H, CH₃), 0.97 (s, 9H, 3 × CH₃) ppm; ¹³C NMR (75 MHz, CDCl₃): δ = 170.34, 159.36, 151.07, 136.10, 133.85, 114.10, 82.89, 74.24, 73.27, 35.17, 26.22 ppm; IR (drift KBr): $\bar{\nu}$ = 2968, 1371, 1240, 1201, 1051, 1027, 911 cm⁻¹; HRMS (ESI): *m/z* calcd. for C₁₄H₁₉BrNO₃ ([M+H]⁺) 328.0548, found 328.0552; *R*_f = 0.50 (3/1 hexane/EtOAc).

(S,S)-(1,1',3,3'-Tetrahydro[4,4'-bifuro[3,4-*c*]pyridine]-6,6'-diyl)bis(2,2-dimethylpropane-1,1-diyl) diacetate (9b, C₂₈H₃₆N₂O₆) To a dry-argon-flushed 100-cm³ flask with 193 mg of NiCl₂ (1.5 mmol), dry degassed 5 cm³ of DMF was added. The mixture was heated to 70 °C, then 1.53 g of PPh₃ (5.8 mmol) and 105 mg of Zn (1.6 mmol) were added. The reaction mixture was stirred at 70 °C for 1 h, then 400 mg of **8b** (1.2 mmol) in dry degassed 4 cm³ of DMF was added. After stirring for 13 h at 70 °C, the reaction mixture was quenched with 10 cm³ of water and extracted with 3 × 30 cm³ of Et₂O. The combined organic

fractions were washed with 20 cm³ of brine, dried over MgSO₄, filtered, and concentrated under reduced pressure. Column chromatography of the residue on silica gel (gradient 4/1 → 3/1 hexanes/EtOAc) furnished 187 mg (62%) of the title compound as a colorless solid. M.p.: 176.4 °C; ¹H NMR (300 MHz, CDCl₃): δ = 7.14 (s, 2H, 2 × Ar–H), 5.75 (dt, *J* = 14.6, 1.9 Hz, 2H, CH₂), 5.62–5.53 (m, 2H, CH₂), 5.55 (s, 2H, 2 × CH), 5.14–5.09 (m, 4H, 2 × CH₂), 2.15 (s, 6H, 2 × CH₃), 1.01 (s, 18H, 6 × CH₃) ppm; ¹³C NMR (75 MHz, CDCl₃): δ = 170.47, 156.58, 150.72, 149.45, 133.95, 114.74, 83.76, 75.18, 72.36, 35.23, 26.46, 21.24 ppm; IR (drift KBr): $\bar{\nu}$ = 2959, 2929, 2869, 1739, 1592, 1568, 1371, 1242, 1042, 1024, 902 cm⁻¹; HRMS (ESI) *m/z* calcd. for C₂₈H₃₇N₂O₆ ([M+H]⁺) 497.2652, found 497.2654; *R*_f = 0.34 (3/1 hexane/EtOAc).

3,3'-Bis((S)-1-methoxy-2,2-dimethylpropyl)-6,6',7,7'-tetrahydro-5H,5'H-1,1'-bi(cyclopenta[*c*]pyridine)

(11a, C₂₈H₄₀N₂O₂) Method A: To a suspension of 30 mg of NaH (60% w/w suspension in mineral oil, 0.73 mmol) in 1 cm³ of THF in 10-cm³ Ar-flushed flask, a solution of 100 mg of **10a** (0.25 mmol) in 4 cm³ of THF was added slowly. Mixture was stirred at 20 °C for 30 min, then 124 mm³ of MeI (3.0 mmol) was added slowly. After stirring at 50 °C for 24 h, the reaction mixture was quenched by addition of 2 cm³ of water and extracted with 3 × 10 cm³ of DCM. Combined organic fractions were dried over MgSO₄, filtered, and concentrated under reduced pressure. Column chromatography of the residue on silica gel (gradient 30/1 → 20/1) yielded 89 mg (83%) of the title compound as a colorless solid.

Method B: To a dry-argon-flushed 5-cm³ vial with 48 mg of NiCl₂ (0.36 mmol), dry degassed 2 cm³ of DMF was added. The reaction mixture was heated to 70 °C, then 380 mg of PPh₃ (1.45 mmol) and 26 mg of Zn (0.39 mmol) were added. The reaction mixture was stirred at 70 °C for 1 h, then 90 mg of **13a** (0.30 mmol) in 2 cm³ of dry degassed DMF was added. After stirring for 12 h at 70 °C, DMF was distilled off under the reduced pressure, the residue was suspended in 10 cm³ of DCM and filtered through Celite®. Filtrate was washed with 5 cm³ of NaHCO₃ (sat. aq. solution) and the aqueous phase was then washed with 2 × 15 cm³ of DCM. The combined organic fractions were dried over MgSO₄, filtered, and concentrated under reduced pressure. Column chromatography of the residue on silica gel (gradient 100/1 → 12/1 hexanes/EtOAc) furnished 45 mg (68%) of the title compound as colorless crystals. M.p.: 199.2 °C; ¹H NMR (400 MHz, CDCl₃): δ = 7.27 (s, overlapping with CDCl₃), 4.05 (s, 2H, 2 × CH), 3.44–3.33 (m, 2H, 2 × CH), 3.18 (s, 6H,

2 × CH₃), 3.01–2.93 (m, 4H, 2 × CH₂), 2.75–2.65 (m, 2H, 2 × CH), 2.23–2.11 (m, 2H, 2 × CH), 2.05–1.19 (m, 2H, 2 × CH), 0.96 (s, 18H, 9 × CH₃) ppm; ¹³C NMR (100 MHz, CDCl₃): δ = 157.67, 155.51, 152.50, 138.13, 117.66, 92.93, 57.77, 35.80, 33.13, 31.92, 26.66, 25.06 ppm; IR (drift KBr): $\bar{\nu}$ = 2983, 2962, 2926, 2869, 2815, 1248, 1231, 1183, 1105, 973 cm⁻¹; HRMS (ESI): *m/z* calcd. for C₂₈H₄₁N₂O₂ ([M+H]⁺) 437.31626, found 437.31570; *R_f* = 0.48 (5/1 hexanes/EtOAc).

6,6'-Bis((S)-1-methoxy-2,2-dimethylpropyl)-1,1',3,3'-tetrahydro-4,4'-bifuro[3,4-*c*]pyridine (11b, C₂₆H₃₆N₂O₄) To a dry-argon-flushed 5-cm³ vial with 80 mg of NiCl₂ (0.6 mmol), dry degassed 1.5 cm³ of DMF was added. The reaction mixture was heated to 70 °C, then 630 mg of PPh₃ (2.4 mmol) and 43 mg of Zn (0.65 mmol) were added. The reaction mixture was stirred at 70 °C for 1 h, then 150 mg of **13b** (0.50 mmol) in dry degassed 2 cm³ of DMF was added. After stirring for 12 h at 70 °C, DMF was distilled off under the reduced pressure; the residue was suspended in 15 cm³ of DCM and filtered through Celite[®]. Filtrate was washed with 10 cm³ of NaHCO₃ (sat. aq. solution) and the aqueous phase was then washed with 2 × 30 cm³ of DCM. The combined organic fractions were dried over MgSO₄, filtered, and concentrated under reduced pressure. Column chromatography of the residue on silica gel (gradient 30/1 → 18/1 hexanes/EtOAc) furnished 86 mg (78%) of the title compound as colorless crystals. M.p.: 215.0 °C; ¹H NMR (400 MHz, CDCl₃): δ = 7.26 (s, overlapping with CDCl₃, 2 × Ar-H), 5.73 (dt, *J* = 14.5, 2.0 Hz, 2H, 2 × CH), 5.61 (dt, *J* = 14.6, 1.9 Hz, 2H, 2 × CH), 5.17–5.13 (m, 4H, 2 × CH₂), 4.05 (s, 2H, 2 × CH), 3.23 (s, 6H, 2 × CH₃), 0.96 (s, 18H, 6 × CH₃) ppm; ¹³C NMR (100 MHz, CDCl₃): δ = 159.11, 150.72, 149.31, 133.49, 114.14, 92.98, 75.17, 72.49, 57.95, 35.25, 26.51 ppm; IR (drift KBr): $\bar{\nu}$ = 2986, 2962, 2926, 2866, 1180, 1099, 1048, 964, 908 cm⁻¹; HRMS (ESI): *m/z* calcd. for C₂₆H₃₇N₂O₄ ([M+H]⁺) 441.27478, found 441.27457; *R_f* = 0.35 (10/1 hexanes/EtOAc).

(S,S,aS)-3,3'-Bis((S)-1-methoxy-2,2-dimethylpropyl)-6,6',7,7'-tetrahydro-5H,5'H-[1,1'-bi(cyclopenta[*c*]pyridine)] 2,2'-dioxide ((S,S,aS)-12a, C₂₈H₄₁N₂O₄) and (S,S,aR)-3,3'-bis((S)-1-methoxy-2,2-dimethylpropyl)-6,6',7,7'-tetrahydro-5H,5'H-[1,1'-bi(cyclopenta[*c*]pyridine)] 2,2'-dioxide ((S,S,aR)-12a, C₂₈H₄₁N₂O₄) Method A: To a solution of 60 mg of **11a** (0.14 mmol) in 4.5 cm³ of DCM cooled down to 0 °C (ice-water) was added 90 mg of MCPBA (0.41 mmol) in six portions during 5 h. After stirring for 2 h at 20 °C, **11a** was fully consumed (disappearance the respective spot on TLC), the reaction was quenched by addition of 3 cm³ of NaOH (40% aq. solution) and stirred for 1 h. The phases were separated and the aqueous phase was washed with

3 × 15 cm³ of DCM. Combined organic fractions were dried over MgSO₄, filtered, and concentrated under reduced pressure. Column chromatography of the residue on silica gel (gradient 20/1 → 5/1 CHCl₃/acetone) furnished 60 mg (93%) of (S,S,aR)-**12a** as a colorless solid.

Method B: To a solution of 273 mg of **17a** (1.16 mmol) in 5 cm³ of Et₂O cooled to –73 °C in 25-cm³ Ar-flushed flask, freshly prepared solution of LiTMP (1.27 mmol) in 3.5 cm³ of dry THF was added dropwise. Mixture was stirred at –73 °C for 16 h, then solution of 330 mg of I₂ (1.3 mmol) in 2.5 cm³ of dry THF was added in two portions in 1 h. The reaction mixture was let to warm up to 20 °C during the period of 3 h, then it was quenched by addition of 5 cm³ of Na₂S₂O₃ (sat. aq. solution) and extracted with 5 × 15 cm³ of DCM. Combined organic fractions were dried over MgSO₄, filtered, and concentrated under reduced pressure. Column chromatography of the residue on silica gel (gradient 90/1/1 → 90/30/1 DCM/acetone/EtOH) furnished 75 mg (28%) of (S,S,aS)-**12a** and 160 mg (59%) of (S,S,aR)-**12a** as yellowish solids. (S,S,aS)-**12a**: M.p.: 210.6 °C; ¹H NMR (400 MHz, CDCl₃): δ = 7.28 (s, 2H, 2 × Ar-H), 4.98 (s, 2H, 2 × CH), 3.21 (s, 6H, 2 × CH₃), 3.01 (ddd, *J* = 15.8, 8.6, 6.8 Hz, 2H, 2 × CH), 2.96 (t, *J* = 7.4 Hz, 4H, 2 × CH₂), 2.54 (ddd, *J* = 16.5, 8.8, 5.7 Hz, 2H, 2 × CH), 2.26–2.03 (m, 4H, 2 × CH₂), 0.96 (s, 18H, 6 × CH₃) ppm; ¹³C NMR (100 MHz, CDCl₃): δ = 148.88, 142.36, 141.31, 139.17, 120.49, 83.35, 58.05, 37.29, 32.67, 30.90, 25.85, 25.19 ppm; IR (drift KBr): $\bar{\nu}$ = 2965, 1290, 1263, 1248, 1225, 1174, 1096, 1066 cm⁻¹; HRMS (ESI): *m/z* calcd. for C₂₈H₄₀N₂NaO₄ ([M+Na]⁺) 491.28803, found 491.28775; *R_f* = 0.17 (60/1 DCM/MeOH); [α]_D²⁰ = –315.6° (*c* = 0.48, CHCl₃); HPLC of (S,S,aS)-**12a**: Lux Columns—Lux Cellulose-1, *n*-heptane/IPA 99.5/0.5, 1 cm³/min, 254 nm, *t*_{S,S,aS} = 13.2 min, *t*_{R,R,aR} = ND. (S,S,aR)-**12a**: M.p.: 112.0 °C; ¹H NMR (400 MHz, CDCl₃): δ = 7.31 (s, 2H, 2 × Ar-H), 5.04 (s, 2H, 2 × CH), 3.22 (s, 6H, 2 × CH₃), 3.07–2.95 (m, 4H, 2 × CH₂), 2.90 (dt, *J* = 16.5, 8.3 Hz, 2H, 2 × CH), 2.45 (ddd, *J* = 16.5, 9.1, 5.0 Hz, 2H, 2 × CH), 2.28–2.15 (m, 2H, 2 × CH), 2.15–2.02 (m, 2H, 2 × CH), 0.98 (s, 18H, 6 × CH₃) ppm; ¹³C NMR (100 MHz, CDCl₃): δ = 149.19, 142.30, 142.15, 139.35, 120.73, 82.68, 58.34, 37.23, 32.72, 30.68, 25.89, 24.86 ppm; IR (drift KBr): $\bar{\nu}$ = 2971, 2953, 2926, 2908, 1392, 1293, 1248, 1210, 1102, 1072 cm⁻¹; HRMS (ESI): *m/z* calcd. for C₂₈H₄₁N₂O₄ ([M+H]⁺) 469.30608, found 469.30599; *R_f* = 0.36 (30/1 DCM/MeOH); [α]_D²⁰ = +36.7° (*c* = 0.15, CHCl₃); HPLC of (S,S,aR)-**12a**: Lux Columns—Lux Cellulose-1, *n*-heptane/IPA 95/5, 1 cm³/min, 254 nm, *t*_{S,S,aR} = 4.1 min, *t*_{R,R,aS} = ND.

Racemic (*S,S,aS*)-3,3'-bis(1-methoxy-2,2-dimethylpropyl)-6,6',7,7'-tetrahydro-5*H*,5'*H*-[1,1'-bi(cyclopenta[*c*]pyridine)] 2,2'-dioxide ((*rac*)-12a₁, C₂₈H₄₁N₂O₄), racemic (*S,S,aR*)-3,3'-bis(1-methoxy-2,2-dimethylpropyl)-6,6',7,7'-tetrahydro-5*H*,5'*H*-[1,1'-bi(cyclopenta[*c*]pyridine)] 2,2'-dioxide ((*rac*)-12a₂, C₂₈H₄₁N₂O₄), racemic (*S,R,aR*)-3,3'-bis(1-methoxy-2,2-dimethylpropyl)-6,6',7,7'-tetrahydro-5*H*,5'*H*-[1,1'-bi(cyclopenta[*c*]pyridine)] 2,2'-dioxide ((*rac*)-12a₃, C₂₈H₄₁N₂O₄), and racemic (*S,R,aS*)-3,3'-bis(1-methoxy-2,2-dimethylpropyl)-6,6',7,7'-tetrahydro-5*H*,5'*H*-[1,1'-bi(cyclopenta[*c*]pyridine)] 2,2'-dioxide ((*rac*)-12a₄, C₂₈H₄₁N₂O₄) By approach B using racemic alcohol (*rac*)-15a were prepared products (*rac*)-12a₁ and (*rac*)-12a₂ and as well 50/50 mixture of (*rac*)-12a₃ and (*rac*)-12a₄. Spectral data of products (*rac*)-12a₁ and (*rac*)-12a₂ were in agreement with chiral products (*S,S,aS*)-12a and (*S,S,aR*)-12a. HPLC of (*rac*)-12a₁: Lux Columns—Lux Cellulose-1, *n*-heptane/IPA 99.5/0.5, 1 cm³/min, 254 nm, *t*_{S,S,aS} = 13.6 min, *t*_{R,R,aR} = 16.1 min. HPLC of (*rac*)-12a₂: Lux Columns—Lux Cellulose-1, *n*-heptane/IPA 95/5, 1 cm³/min, 254 nm, *t*_{S,S,aR} = 4.1 min, *t*_{R,R,aS} = 5.4 min. (*rac*)-12a₃ + (*rac*)-12a₄: M.p.: 234.7 °C; ¹H NMR (400 MHz, CDCl₃): δ = 7.30 (s, 2H, 2 × Ar-H), 7.29 (s, 2H, 2 × Ar-H), 5.02 (s, 2H, 2 × CH), 5.01 (s, 2H, 2 × CH), 3.26 (s, 6H, 2 × CH₃), 3.20 (s, 6H, 2 × CH₃), 3.13–2.89 (m, 12H, 6 × CH₂), 2.49–2.33 (m, 4H, 4 × CH), 2.27–2.13 (m, 4H, 4 × CH), 2.13–1.99 (m, 4H, 4 × CH), 0.98 (s, 36H, 12 × CH₃) ppm; ¹³C NMR (100 MHz, CDCl₃): δ = 149.05 (2C), 142.78, 142.71, 142.00, 141.44, 139.22, 139.15, 120.66 (2C), 83.11, 82.79, 58.61, 57.97, 37.36, 37.12, 32.69, 32.64, 30.89, 30.76, 25.93, 25.92, 25.03, 24.99 ppm; IR (drift KBr): $\bar{\nu}$ = 2965, 1296, 1251, 1225, 1210, 1180, 1150, 1093, 1069, 970, 937, 923 cm⁻¹; HRMS (ESI): *m/z* calcd. for C₂₈H₄₁N₂O₄ ([M+H]⁺) 469.30608, found 469.30627; *R*_f = 0.49 (30/1 DCM/MeOH).

(*S,S,aS*)-3,3'-6,6'-Bis((*S*)-1-methoxy-2,2-dimethylpropyl)-1,1',3,3'-tetrahydro[4,4'-bifuro[3,4-*c*]pyridine] 5,5'-dioxide ((*S,S,aS*)-12b, C₂₆H₃₇N₂O₆) and (*S,S,aR*)-3,3'-6,6'-bis((*S*)-1-methoxy-2,2-dimethylpropyl)-1,1',3,3'-tetrahydro[4,4'-bifuro[3,4-*c*]pyridine] 5,5'-dioxide ((*S,S,aR*)-12b, C₂₆H₃₇N₂O₆) To a solution of 163 mg of 17b (0.7 mmol) in 4 cm³ of Et₂O cooled to -73 °C in 25-cm³ Ar-flushed flask, freshly prepared solution of LiTMP (0.76 mmol) in 1.4 cm³ of dry THF was added dropwise. Mixture was stirred at -73 °C for 16 h, then solution of 191 mg of I₂ (1.3 mmol) in 2 cm³ of dry THF was added in two portions in 2 h. The reaction mixture was let to warm up to 20 °C during the period of 3 h, then it was quenched by addition of 5 cm³ of Na₂S₂O₃ (sat. aq. solution) and extracted with 5 × 15 cm³ of DCM. Combined organic fractions were dried over MgSO₄, filtered, and concentrated under reduced pressure. Column chromatography of the residue on silica gel (gradient 90/1/

1 → 100/20/1 DCM/acetone/EtOH) furnished 18 mg (11%) of (*S,S,aS*)-12b and 97 mg (60%) of (*S,S,aR*)-12b as yellowish solids. (*S,S,aS*)-12b: M.p.: 205.0 °C; ¹H NMR (400 MHz, CDCl₃): δ = 7.36 (s, 2H, 2 × Ar-H), 5.29–5.22 (m, 2H, 2 × CH), 5.13–5.08 (m, 4H, 2 × CH₂), 4.97 (s, 2H, 2 × CH), 4.73–4.66 (m, 2H, 2 × CH), 3.21 (s, 6H, 2 × CH₃), 0.96, (s, 18H, 6 × CH₃) ppm; ¹³C NMR (100 MHz, CDCl₃): δ = 150.82, 139.00, 136.31, 135.85, 118.14, 83.35, 73.13, 72.18, 58.21, 37.41, 25.79 ppm; IR (drift KBr): $\bar{\nu}$ = 1260, 1198, 1186, 1099, 1075, 1048, 1033, 908 cm⁻¹; HRMS (ESI): *m/z* calcd. for C₂₆H₃₆N₂NaO₆ ([M + Na]⁺) 495.24656, found 495.24652; *R*_f = 0.20 (60/1 DCM/MeOH); [α]_D²⁰ = -393.4° (*c* = 0.24, CHCl₃); HPLC of (*S,S,aS*)-12b: Lux Columns—Lux Cellulose-2, *n*-heptane/IPA 80/20, 1 cm³/min, 254 nm, *t*_{S,S,aS} = 7.1 min, *t*_{R,R,aR} = ND. (*S,S,aR*)-12b: M.p.: 180.7 °C; ¹H NMR (600 MHz, CDCl₃): δ = 7.36 (s, 2H, Ar-H), 5.25–5.20 (m, 2H, 2 × CH), 5.14–5.09 (m, 4H, 2 × CH₂), 4.98 (s, 2H, 2 × CH), 4.64–4.60 (m, 2H, 2 × CH), 3.21 (s, 6H, 2 × CH₃), 0.99 (s, 18H, 6 × CH₃) ppm; ¹³C NMR (150 MHz, CDCl₃): δ = 150.84, 139.15, 136.46, 135.92, 118.14, 82.95, 73.17, 72.25, 58.48, 37.41, 25.79 ppm; IR (drift KBr): $\bar{\nu}$ = 1260, 1201, 1183, 1102, 1096, 1078, 1048, 1033, 973, 914, 899 cm⁻¹; HRMS (ESI): *m/z* calcd. for C₂₆H₃₇N₂O₆ ([M+H]⁺) 473.26461, found 473.26462; *R*_f = 0.17 (60/1 DCM/MeOH); [α]_D²⁰ = +296.3° (*c* = 0.37, CHCl₃); HPLC of (*S,S,aR*)-12b: Lux Columns—Lux Cellulose-4, *n*-heptane/IPA 90/10, 1 cm³/min, 254 nm, *t*_{R,R,aS} = ND, *t*_{S,S,aR} = 20.4 min.

Racemic (*S,S,aS*)-3,3'-6,6'-bis(1-methoxy-2,2-dimethylpropyl)-1,1',3,3'-tetrahydro[4,4'-bifuro[3,4-*c*]pyridine] 5,5'-dioxide ((*rac*)-12b₁, C₂₆H₃₇N₂O₆), racemic (*S,S,aR*)-3,3'-6,6'-bis(1-methoxy-2,2-dimethylpropyl)-1,1',3,3'-tetrahydro[4,4'-bifuro[3,4-*c*]pyridine] 5,5'-dioxide ((*rac*)-12b₂, C₂₆H₃₇N₂O₆), racemic (*S,R,aS*)-3,3'-6,6'-bis(1-methoxy-2,2-dimethylpropyl)-1,1',3,3'-tetrahydro[4,4'-bifuro[3,4-*c*]pyridine] 5,5'-dioxide ((*rac*)-12b₃, C₂₆H₃₇N₂O₆), and racemic (*S,R,aR*)-3,3'-6,6'-bis(1-methoxy-2,2-dimethylpropyl)-1,1',3,3'-tetrahydro[4,4'-bifuro[3,4-*c*]pyridine] 5,5'-dioxide ((*rac*)-12b₄, C₂₆H₃₇N₂O₆) By approach B using racemic alcohol (*rac*)-15b were prepared products (*rac*)-12b₁ and (*rac*)-12b₂ and as well 50/50 mixture of (*rac*)-12b₃ and (*rac*)-12b₄. Spectral data of products (*rac*)-12b₁ and (*rac*)-12b₂ were in agreement with chiral products (*S,S,aS*)-12b and (*S,S,aR*)-12b. HPLC of (*rac*)-12b₁: Lux Columns—Lux Cellulose-2, *n*-heptane/IPA 80/20, 1 cm³/min, 254 nm, *t*_{S,S,aS} = 7.0 min, *t*_{R,R,aR} = 28.2 min. HPLC of (*rac*)-12b₂: Lux Columns—Lux Cellulose-4, *n*-heptane/IPA 90/10, 1 cm³/min, 254 nm, *t*_{R,R,aS} = 9.7 min, *t*_{S,S,aR} = 20.5 min. (*rac*)-12b₃ + (*rac*)-12b₄: M.p.: 232.8 °C; ¹H NMR (400 MHz, CDCl₃): δ = 7.37 (s, 2H, 2 × Ar-H), 7.36 (s, 2H, 2 × Ar-H), 5.36–5.30 (m, 2H, 2 × CH), 5.29–

5.23 (m, 2H, 2 × CH), 5.13–5.08 (8H, 4 × CH₂), 5.01 (s, 2H, 2 × CH), 4.95 (s, 2H, 2 × CH), 4.65–4.61 (m, 2H, 2 × CH), 4.61–4.57 (m, 2H, 2 × CH), 3.26 (s, 6H, 2 × CH₃), 3.20 (s, 6H, 2 × CH₃), 0.99 (s, 18H, 6 × CH₃), 0.97 (s, 18H, 6 × CH₃) ppm; ¹³C NMR (100 MHz, CDCl₃): δ = 150.89, 150.87, 139.41, 139.35, 136.63, 136.30, 135.89, 135.87, 118.18, 118.16, 83.19, 83.01, 73.09, 73.07, 72.48, 72.21, 58.74, 58.16, 37.52, 37.29, 25.83, 25.82 ppm; IR (drift KBr): $\bar{\nu}$ = 1263, 1231, 1183, 1093, 1078, 1051, 1036, 1024, 970, 943, 899 cm⁻¹; HRMS (ESI) *m/z* calcd. for C₂₆H₃₆N₂NaO₆ ([M+Na]⁺) 495.24656, found 495.24612; *R_f* = 0.53 (30/1 DCM/MeOH).

(S)-1-Bromo-3-(1-methoxy-2,2-dimethylpropyl)-6,7-dihydro-5H-cyclopenta[c]pyridine (13a, C₁₄H₂₀BrNO) To a cooled (ice water) suspension of 28 mg of NaH (60% w/w suspension in mineral oil, 0.70 mmol) in 2 cm³ of THF in 25-cm³ argon-flushed flask, a solution of 131 mg of **7a** (0.46 mmol) in 4 cm³ of THF was added slowly. Mixture was stirred at 20 °C for 30 min, then 58 mm³ of MeI (0.92 mmol) was added slowly to the cooled reaction mixture. After stirring at 20 °C for 2 h, the reaction mixture was quenched by addition of 5 cm³ of water and extracted with 3 × 15 cm³ of DCM. Combined organic fractions were dried over MgSO₄, filtered, and concentrated under reduced pressure. Column chromatography of the residue on silica gel (gradient 30/1 → 20/1 hexanes/EtOAc) yielded 119 mg (87%) of the title compound as a colorless solid. M.p.: 113.4 °C; ¹H NMR (400 MHz, CDCl₃): δ = 7.19 (s, 1H, Ar-H), 3.96 (s, 1H, CH), 3.22 (s, 3H, CH₃), 3.02 (t, *J* = 7.6 Hz, 2H, CH₂), 2.93 (t, *J* = 7.6 Hz, 2H, CH₂), 2.13 (p, *J* = 7.7 Hz), 0.89 (s, 9H, 3 × CH₃) ppm; ¹³C NMR (100 MHz, CDCl₃): δ = 160.07, 155.97, 140.32, 137.63, 117.47, 92.01, 58.00, 35.72, 34.04, 32.94, 26.24, 23.73 ppm; IR (drift KBr): $\bar{\nu}$ = 2956, 2923, 2821, 1592, 1539, 1368, 1242, 1180, 1099, 976, 967, 917 cm⁻¹; HRMS (ESI): *m/z* calcd. for C₁₄H₂₀BrNNaO ([M+Na]⁺) 320.06205, found 320.06203; *R_f* = 0.47 (20/1 hexanes/EtOAc).

(S)-4-Bromo-6-(1-methoxy-2,2-dimethylpropyl)-1,3-dihydrofuro[3,4-c]pyridine (13b, C₁₃H₁₈BrNO₂) To a cooled (ice water) suspension of 130 mg of NaH (60% w/w suspension in mineral oil, 3.2 mmol) in 9 cm³ of THF in 50-cm³ argon-flushed flask, a solution of 630 mg of **7b** (2.14 mmol) in 17 cm³ of THF was added slowly. Mixture was stirred at 20 °C for 10 min, then 270 mm³ of MeI (4.3 mmol) was added slowly to the cooled reaction mixture. After stirring at 20 °C for 2 h, the reaction mixture was quenched by addition of 10 cm³ of water and extracted with 3 × 30 cm³ of DCM. Combined organic fractions were dried over MgSO₄, filtered, and concentrated under reduced pressure. Column chromatography of the residue

on silica gel (gradient 30/1 → 20/1 hexanes/EtOAc) yielded 622 mg (97%) of the title compound as a colorless solid. M.p.: 47.3 °C; ¹H NMR (400 MHz, CDCl₃): δ = 7.24 (s, 1H, Ar-H), 5.21–5.17 (m, 2H, CH₂), 5.08–5.04 (m, 2H, CH₂), 4.00 (s, 1H, CH), 3.23 (s, 3H, CH₃), 0.90 (s, 9H, 3 × CH₃) ppm; ¹³C NMR (100 MHz, CDCl₃): δ = 162.08, 151.17, 135.68, 133.52, 113.93, 91.95, 74.34, 73.24, 58.16, 35.85, 26.20 ppm; IR (drift KBr): $\bar{\nu}$ = 2974, 2959, 1380, 1242, 1189, 1099, 1054, 908, 860 cm⁻¹; HRMS (ESI): *m/z* calcd. for C₁₃H₁₈BrNNaO₂ ([M+Na]⁺) 322.04131, found 322.04140; *R_f* = 0.42 (5/1 hexanes/EtOAc).

1-(6,7-Dihydro-5H-cyclopenta[c]pyridin-3-yl)-2,2-dimethylpropan-1-one (14a, C₁₃H₁₇NO) To a dry-argon-flushed 100-cm³ flask were added 126 mg of Cp*RuCl(cod) (0.33 mmol), 12 cm³ of DCE and 0.60 cm³ of pivaloyl cyanide (90% purity, 4.9 mmol). Then 310 mg of hepta-1,6-diyne **1a** (3.3 mmol) dissolved in 18 cm³ of DCE was added slowly by a syringe pump during the course of 10 h. The reaction mixture was stirred at 20 °C for 5 h and then volatiles were evaporated under reduced pressure. Column chromatography of the residue on silica gel (gradient 50/1 → 40/1 hexanes/EtOAc) provided 499 mg (75%) of the title compound as colorless crystals. M.p.: 25.7 °C; ¹H NMR (400 MHz, CDCl₃): δ = 8.44 (s, 1H, Ar-H), 7.77 (s, 1H, Ar-H), 2.99–2.90 (m, 4H, 2 × CH₂), 2.12 (p, *J* = 7.5 Hz, 2H, CH₂), 1.44 (s, 9H, 3 × CH₃) ppm; ¹³C NMR (100 MHz, CDCl₃): δ = 207.35, 154.32, 153.06, 143.68, 142.82, 120.01, 44.26, 32.77, 30.55, 27.75, 24.98 ppm; IR (drift KBr): $\bar{\nu}$ = 3446, 3416, 2956, 2863, 1679, 1231, 1111, 985, 899, 884 cm⁻¹; HRMS (ED): *m/z* calcd. for C₁₃H₁₇NO (M⁺) 203.1310, found 203.1306; *R_f* = 0.61 (10/1 hexanes/EtOAc).

1-(1,3-Dihydrofuro[3,4-c]pyridin-6-yl)-2,2-dimethylpropan-1-one (14b, C₁₂H₁₅NO₂) To a dry-argon-flushed 250-cm³ flask were added 282 mg of Cp*RuCl(cod) (0.73 mmol), 50 cm³ of DCE and 1.35 cm³ of pivaloyl cyanide (90% purity, 10.9 mmol). Then 770 mm³ of propargyl ether **1b** (7.3 mmol) dissolved in 20 cm³ of DCE was added slowly by a syringe pump during the course of 10 h. The reaction mixture was stirred at 20 °C for 3 h and then volatiles were evaporated under reduced pressure. Column chromatography of the residue on silica gel (gradient 20/1 → 8/1 hexanes/EtOAc) provided 1327 mg (89%) of the title compound as a colorless oil. ¹H NMR (400 MHz, CDCl₃): δ = 8.52 (d, *J* = 0.8 Hz, 1H, Ar-H), 7.82 (d, *J* = 0.8 Hz, 1H, Ar-H), 5.19–5.15 (m, 2H, CH₂), 5.13–5.09 (m, 2H, CH₂), 1.44 (s, 9H, 3 × CH₃) ppm; ¹³C NMR (100 MHz, CDCl₃): δ = 206.64, 153.92, 149.60, 140.77, 137.57, 116.71, 73.08, 71.86, 44.31, 27.63 ppm; IR (drift KBr): $\bar{\nu}$ = 3482, 3422, 3402, 2968, 2956, 2926, 2863, 1688, 1272, 1189, 1147, 1123, 1048, 1003, 985, 899, 881 cm⁻¹; HRMS

(ESI): m/z calcd. for $C_{12}H_{15}NO_2$ (M^+) 205.1103, found 205.1105; $R_f = 0.46$ (5/1 hexanes/EtOAc).

(S)-1-(6,7-Dihydro-5H-cyclopenta[c]pyridin-3-yl)-2,2-dimethylpropan-1-ol (15a, $C_{13}H_{19}NO$) To a dry-argon-flushed 20-cm³ vial with a solution of 498 mg of **14a** (2.45 mmol) and 86 mg of $RuCl[(S,S)\text{-Tsdpen}](p\text{-cymene})$ (0.12 mmol) in 5 cm³ of DCM, 4 cm³ of a mixture of $Et_3N/HCOOH$ (2/1) was added. After stirring for 6 days at 40 °C, the reaction mixture was quenched with 5 cm³ of $NaHCO_3$ (sat. aq. solution) and extracted with 3 × 15 cm³ of DCM. The combined organic fractions were dried over $MgSO_4$, filtered, and concentrated under reduced pressure. Column chromatography of the residue on silica gel (gradient 5/2 → 2/1 hexanes/EtOAc) furnished 442 mg (88%, 74% ee) of the title compound as a colorless solid. By recrystallization from excess of hexanes was obtained 240 mg (48%, > 99% ee) of the title compound. M.p.: 93.2 °C; ¹H NMR (400 MHz, $CDCl_3$): $\delta = 8.36$ (s, 1H, Ar-H), 7.05 (s, 1H, Ar-H), 4.40 (rs, 1H, OH), 4.29 (s, 1H, CH), 2.98–2.84 (m, 4H, 2 × CH_2), 2.19–2.03 (m, 2H, CH_2), 0.90 (s, 9H, 3 × CH_3) ppm; ¹³C NMR (100 MHz, $CDCl_3$): $\delta = 157.48, 153.68, 143.46, 139.11, 119.03, 80.44, 36.40, 32.71, 30.02, 26.07, 25.27$ ppm; IR (drift KBr) $\bar{\nu} = 3264, 3246, 3210, 2974, 2953, 2902, 2872, 1344, 1296, 1072, 1018, 884$ cm⁻¹; HRMS (ESI): m/z calcd. for $C_{13}H_{20}NO$ ($[M+H]^+$) 206.15394, found 206.15395; $R_f = 0.32$ (2/1 hexanes/EtOAc); $[\alpha]_D^{20} = -30.1^\circ$ ($c = 0.38$, $CHCl_3$); HPLC of **15a**: Daicel Chiralpak IA, *n*-heptane/IPA 80/20, 1 cm³/min, 208 nm, $t_S = 6.3$ min, $t_R = ND$.

(rac)-1-(6,7-Dihydro-5H-cyclopenta[c]pyridin-3-yl)-2,2-dimethylpropan-1-ol ((rac)-15a, $C_{13}H_{19}NO$) To a solution of 153 mg of **14a** (0.75 mmol) in 3 cm³ of dry MeOH in 25-cm³ flask, 43 mg of $NaBH_4$ (1.1 mmol) was added. After 1 h at 20 °C, the reaction mixture was quenched with 5 cm³ of water and extracted with 3 × 15 cm³ of DCM. The combined organic fractions were dried over $MgSO_4$, filtered, and concentrated under reduced pressure. Filtration of the residue through silica gel pad (1/1 hexanes/EtOAc) provided 152 mg (99%) of the title compound as an amorphous solid. All the spectral data were in agreement with the chiral product **15a**. HPLC of ((rac)-**15a**): Daicel Chiralpak IA, *n*-heptane/IPA 80/20, 1 cm³/min, 208 nm, $t_S = 6.3$ min, $t_R = 7.7$ min.

(S)-1-(1,3-Dihydrofuro[3,4-c]pyridin-6-yl)-2,2-dimethylpropan-1-ol (15b, $C_{12}H_{17}NO_2$) To a dry-argon-flushed 50-cm³ flask with a solution of 1327 mg of **14b** (6.47 mmol) and 227 mg of $RuCl[(S,S)\text{-Tsdpen}](p\text{-cymene})$ (0.32 mmol) in 7 cm³ of DCM, 10 cm³ of a mixture of $Et_3N/HCOOH$ (2/1) was added. After stirring for 2 days at 40 °C, the reaction mixture was quenched with 10 cm³ of $NaHCO_3$ (sat. aq. solution) and extracted with 3 × 30 cm³

of DCM. The combined organic fractions were dried over $MgSO_4$, filtered, and concentrated under reduced pressure. Column chromatography of the residue on silica gel (gradient 2/1 → 2/3 hexanes/EtOAc) furnished 1317 mg (98%, 89% ee) of the title compound as an amorphous solid. By recrystallization from excess of hexanes was obtained 909 mg (68%, > 99% ee) of the title compound. M.p.: 101.9 °C; ¹H NMR (400 MHz, $CDCl_3$): $\delta = 8.45$ (s, 1H, Ar-H), 7.10 (s, 1H, Ar-H), 5.18–5.03 (m, 4H, 2 × CH_2), 4.36 (s, 1H, CH), 4.21 (brs, 1H, OH), 0.91 (s, 9H, 3 × CH_3) ppm; ¹³C NMR (100 MHz, $CDCl_3$): $\delta = 159.09, 148.82, 140.77, 134.34, 115.49, 80.69, 72.90, 71.59, 36.43, 26.00$ ppm; IR (drift KBr): $\bar{\nu} = 3249, 2959, 2932, 2869, 1341, 1075, 1048, 1021, 902, 878$ cm⁻¹; HRMS (ESI): m/z calcd. for $C_{12}H_{18}NO_2$ ($[M+H]^+$) 208.13321, found 208.13322; $R_f = 0.11$ (2/1 hexanes/EtOAc); $[\alpha]_D^{20} = -20.9^\circ$ ($c = 0.31$, $CHCl_3$); HPLC of **15b**: Daicel Chiralpak IC, *n*-heptane/IPA 80/20, 1 cm³/min, 207 nm, $t_S = 7.4$ min, $t_R = ND$.

(rac)-1-(1,3-Dihydrofuro[3,4-c]pyridin-6-yl)-2,2-dimethylpropan-1-ol ((rac)-15b, $C_{12}H_{17}NO_2$) To a solution of 150 mg of **14b** (0.73 mmol) in 4 cm³ of dry MeOH in 25-cm³ flask, 41 mg of $NaBH_4$ (1.1 mmol) was added. After 1.5 h at 20 °C, the reaction mixture was quenched with 5 cm³ of water and extracted with 3 × 15 cm³ of DCM. The combined organic fractions were dried over $MgSO_4$, filtered, and concentrated under reduced pressure. Filtration of the residue through silica gel pad (1/2 hexanes/EtOAc) provided 145 mg (96%) of the title compound as an amorphous solid. All the spectral data were in agreement with the chiral product **15b**. HPLC of ((rac)-**15b**): Daicel Chiralpak IC, *n*-heptane/IPA 80/20, 1 cm³/min, 207 nm, $t_S = 7.5$ min, $t_R = 11.0$ min.

(S)-3-(1-Methoxy-2,2-dimethylpropyl)-6,7-dihydro-5H-cyclopenta[c]pyridine (16a, $C_{14}H_{21}NO$) To a cooled (ice water) suspension of 80 mg of NaH (60% w/w suspension in mineral oil, 2.0 mmol) in 8 cm³ of dry THF in 50-cm³ argon-flushed flask, a solution of 259 mg of **15a** (1.26 mmol) in 8 cm³ of dry THF was added slowly. Mixture was stirred at 20 °C for 30 min, then 160 mm³ of MeI (2.5 mmol) was added slowly to the cooled reaction mixture. After stirring at 20 °C for 1 h, the reaction mixture was quenched by addition of 10 cm³ of water and extracted with 3 × 30 cm³ of DCM. Combined organic phases were dried over $MgSO_4$, filtered, and concentrated under reduced pressure. Column chromatography of the residue on silica gel (10/1 hexanes/EtOAc) yielded 259 mg (94%) of the title compound as a colorless solid. M.p.: 38.0 °C; ¹H NMR (400 MHz, $CDCl_3$): $\delta = 8.36$ (s, 1H, Ar-H), 7.20 (s, 1H, Ar-H), 3.92 (s, 1H, CH), 3.19 (s, 3H, CH_3), 2.89 (t, $J = 7.5$ Hz, 4H, 2 × CH_2), 2.08 (p, $J = 7.5$ Hz, 2H, CH_2), 0.88 (s, 9H, 3 × CH_3) ppm; ¹³C

NMR (100 MHz, CDCl₃): δ = 157.79, 153.66, 144.11, 138.76, 118.16, 92.87, 57.80, 35.60, 32.81, 30.08, 26.36, 25.16 ppm; IR (drift KBr): $\bar{\nu}$ = 2974, 2955, 2904, 1366, 1359, 1233, 1198, 1179, 1154, 1097, 1103, 1046, 973, 951, 900 cm⁻¹; HRMS (ESI): m/z calcd. for C₁₄H₂₂NO ([M+H]⁺) 220.16959, found 220.16979; R_f = 0.43 (3/1 hexanes/EtOAc).

(S)-6-(1-Methoxy-2,2-dimethylpropyl)-1,3-dihydrofuro[3,4-c]pyridine (16b, C₁₃H₁₉NO₂) To a cooled (ice water) suspension of 42 mg of NaH (60% w/w suspension in mineral oil, 1.1 mmol) in 3 cm³ of THF in 50-cm³ argon-flushed flask, a solution of 145 mg of **15b** (0.7 mmol) in 6 cm³ of THF was added slowly. Mixture was stirred at 20 °C for 20 min, then 90 mm³ of MeI (1.4 mmol) was added slowly to the cooled reaction mixture. After stirring at 20 °C for 2 h, the reaction mixture was quenched by addition of 6 cm³ of water and extracted with 3 × 20 cm³ of DCM. Combined organic phases were dried over MgSO₄, filtered, and concentrated under reduced pressure. Column chromatography of the residue on silica gel (gradient 3/1 → 2/1 hexanes/EtOAc) yielded 150 mg (97%) of the title compound as a colorless solid. M.p.: 81.6 °C; ¹H NMR (400 MHz, CDCl₃): δ = 8.45 (s, 1H, Ar-H), 7.26 s, overlapping with CDCl₃, Ar-H), 5.15–5.11 (m, 2H, CH₂), 5.11–5.07 (m, 2H, CH₂), 3.99 (s, 1H, CH), 3.21 (s, 3H, CH₃), 0.89 (s, 9H, 3 × CH₃) ppm; ¹³C NMR (100 MHz, CDCl₃): δ = 159.54, 148.92, 141.27, 134.04, 114.71, 92.70, 73.07, 71.69, 57.96, 35.71, 26.30 ppm; IR (drift KBr): $\bar{\nu}$ = 2977, 2953, 2923, 2869, 1180, 1114, 1087, 1048, 970, 905, 881 cm⁻¹; HRMS (EI): m/z calcd. for C₁₃H₁₉NO₂ (M⁺) 221.1416, found 221.1418; R_f = 0.20 (3/1 hexanes/EtOAc).

(S)-3-(1-Methoxy-2,2-dimethylpropyl)-6,7-dihydro-5H-cyclopenta[c]pyridine 2-oxide (17a, C₁₄H₂₁NO₂) To a solution of 262 mg of **16a** (1.2 mmol) in 15 cm³ of DCM under Ar atmosphere cooled down to 0 °C (ice water) was added 408 mg of MCPBA (1.8 mmol). After stirring at 20 °C for 1 h, the reaction mixture was quenched by addition of 10 cm³ of K₂CO₃ (sat. aq. solution) and stirred for 10 min. The phases were separated and the aqueous phase was washed with 3 × 30 cm³ of DCM. Combined organic fractions were dried over MgSO₄, filtered, and concentrated under reduced pressure. Column chromatography of the residue on silica gel (gradient 2/1 → 1/1 CHCl₃/acetone) furnished 278 mg (99%) of title compound as a colorless oil. ¹H NMR (400 MHz, CDCl₃): δ = 8.11 (s, 1H, Ar-H), 7.22 (s, 1H, Ar-H), 4.98 (s, 1H, CH), 3.17 (s, 3H, CH₃), 2.90 (t, J = 7.5 Hz, 4H, 2 × CH₂), 2.16 (p, J = 2H, CH₂), 0.97 (s, 9H, 3 × CH₃) ppm; ¹³C NMR (100 MHz, CDCl₃): δ = 148.93, 143.70, 141.47, 135.14, 120.59, 82.69, 58.11, 37.23, 32.29, 30.61, 25.78, 25.55 ppm; IR (drift KBr): $\bar{\nu}$ = 2968, 2953, 1305, 1263,

1248, 1219, 1189, 1147, 1096, 1066, 967 cm⁻¹; HRMS (ESI): m/z calcd. for C₁₄H₂₁NO₂ (M⁺) 235.1572, found 235.1570; R_f = 0.35 (50/1 DCM/MeOH).

(S)-6-(1-Methoxy-2,2-dimethylpropyl)-1,3-dihydrofuro[3,4-c]pyridine 5-oxide (17b, C₁₃H₁₉NO₃) To a solution of 147 mg of **16b** (0.66 mmol) in 9 cm³ of DCM under Ar atmosphere cooled down to 0 °C (ice water) was added 225 mg of MCPBA (1.0 mmol). After stirring at 20 °C for 1 h, the reaction mixture was quenched by addition of 6 cm³ of K₂CO₃ (sat. aq. solution) and stirred for 10 min. The phases were separated and the aqueous phase was washed with 3 × 20 cm³ of DCM. Combined organic fractions were dried over MgSO₄, filtered, and concentrated under reduced pressure. Column chromatography of the residue on silica gel (gradient 2/1 → 3/2 CHCl₃/acetone) furnished 156 mg (99%) of title compound as a colorless oil. ¹H NMR (400 MHz, CDCl₃): δ = 8.17 (s, 1H, Ar-H), 7.28 (s, 1H, Ar-H), 5.07 (s, 4H, 2 × CH₂), 4.97 (s, 1H, CH), 3.18 (s, 3H, CH₃), 0.96 (s, 9H, 3 × CH₃) ppm; ¹³C NMR (100 MHz, CDCl₃): δ = 150.61, 137.95, 137.07, 133.45, 117.77, 82.72, 72.86, 71.29, 58.25, 37.37, 25.70 ppm; IR (drift KBr): $\bar{\nu}$ = 2968, 2956, 1272, 1245, 1195, 1180, 1153, 1096, 1051, 1033, 902 cm⁻¹; HRMS (ESI): m/z calcd. for C₁₃H₁₉NO₃ (M⁺) 237.1365, found 237.1366; R_f = 0.33 (50/1 DCM/MeOH).

6,6'-Bis((S)-1-methoxy-2,2-dimethylpropyl)-[2,2'-bipyridine] 1,1'-dioxide (20) To a solution of 384 mg of **28** (1.1 mmol) in 20 cm³ of DCM cooled down to 0 °C (ice water) was added 724 mg of MCPBA (3.2 mmol) and after stirring for 2 h at 20 °C, the second portion of 727 mg of MCPBA (3.2 mmol) was added to the cooled reaction mixture. After stirring at 20 °C for 19 h, the reaction mixture was quenched by addition of 5 cm³ of NaOH (40% aq. solution) and stirred for 1 h. The phases were separated and the aqueous phase was washed with 3 × 20 cm³ of DCM. Combined organic fractions were dried over MgSO₄, filtered, and concentrated under reduced pressure. Column chromatography of the residue on silica gel (gradient 40/1 → 10/1 CHCl₃/acetone) and recrystallization from hexanes furnished 294 mg (70%) of title compound as a colorless solid. The recorded spectral data (SI) were in agreement with the published data [19].

(S)-1-Phenylbut-3-en-1-ol (21) To a solution of 50 mm³ of benzaldehyde (**18**, 0.50 mmol), *N,N'*-dioxide (0.0025 mmol), and 130 mm³ of DIPEA (0.75 mmol) in 2 cm³ of DCM cooled to -78 °C, 115 mm³ of allyl-trichlorosilane (0.75 mmol) was added. The mixture was stirred at -78 °C for 16 h, then the reaction mixture was quenched with 1 cm³ of NaHCO₃ (sat. aq. solution) and extracted with 3 × 5 cm³ of DCM. The combined organic fractions were dried over Na₂SO₄, filtered, and

concentrated under reduced pressure. The yield was determined by ^1H NMR analysis with 1,2,4,5-tetramethylbenzene as an internal standard. Analytically pure product **21** was obtained by column chromatography on silica gel (gradient 30/1 \rightarrow 20/1 hexanes/EtOAc). (*S*)-Configuration was determined by comparison of data with the literature [20]. The recorded analytical data (SI) were in agreement with the published data [18].

(rac)-1-Phenylbut-3-en-1-ol ((rac)-21) To a solution of 13 mg of $\text{Fe}(\text{ClO}_4)_2 \cdot 6\text{H}_2\text{O}$ (0.035 mmol) in 10 cm^3 of ACN were added 100 mm^3 of allylboronic acid pinacol ester (0.52 mmol) and 35 mm^3 of benzaldehyde (**18**, 0.35 mmol). The reaction mixture was stirred at 20 $^\circ\text{C}$ for 5 h, then quenched with 3 cm^3 of water, and extracted with 3 \times 10 cm^3 of DCM. The combined organic fractions were dried over MgSO_4 , filtered, and concentrated under the reduced pressure. Column chromatography of the residue on silica gel (gradient 30/1 \rightarrow 20/1 hexanes/EtOAc) furnished 50 mg (97%) of the title compound as a colorless oil. All spectral data were in agreement with the chiral product **21**.

Trichloro[(1-methoxyvinyl)oxy]silane (23) To the vigorously stirred 10.0 cm^3 of SiCl_4 (85 mmol) in two-neck 100- cm^3 flask was slowly added 4.1 g of **29** (11.3 mmol) followed by 0.6 cm^3 of $(\text{Bu}_3\text{Sn})\text{O}$ (1.1 mmol). Mixture was stirred until the starting **29** was fully consumed (12 h, determined by ^1H NMR), then mixture of SiCl_4 and product **23** was distilled to 50- cm^3 three-neck flask connected with dry-ice condenser (50 $^\circ\text{C}$, 2–5 mbar). Then SiCl_4 was slowly distilled off (20 $^\circ\text{C}$, 80 mbar) using the vacuum regulator to another flask. The purity (48%) of the title compound was determined by the amount of created aldol product in the reaction of a small sample of the oily residue with the excess of benzaldehyde in $\text{DCM}-d_2$ and with 1,2,4,5-tetramethylbenzene as an internal standard. Because of its instability, the product **23** was able to be characterized only by ^1H NMR. The recorded analytical data (SI) were in agreement with published data [17].

(R)-Methyl 3-hydroxy-3-phenylbutanoate (24) A solution of 23 mm^3 of acetophenone (**22**, 0.20 mmol) and *N,N'*-dioxide (0.02 mmol) in 1 cm^3 of DCM was cooled to -20 $^\circ\text{C}$, then 100 mm^3 of **23** (48% purity, 0.3 mmol) was added. The reaction mixture was stirred at -20 $^\circ\text{C}$ for 18 h, then quenched with 1 cm^3 of NaHCO_3 (sat. aq. solution), filtered through Celite[®], and extracted with 3 \times 5 cm^3 of DCM. The combined organic fractions were dried over Na_2SO_4 , filtered, and concentrated under reduced pressure. The yield was determined by ^1H NMR analysis with 1,2,4,5-tetramethylbenzene as internal standard. Analytically pure product **24** was obtained by column chromatography on silica gel (gradient 20/1 \rightarrow 7/1

cyclohexane/EtOAc). (*R*)-configuration was determined by comparison of data with the literature [17]. It should be also noted that because of the difficulty in the preparation and handling of the starting silyl ketene acetal **23**, the yields of **24** (namely in Table 4, entries 5, 6, and 11) could be influenced by changing the batch of this compound. But we truly believe that the purity of **23** is not influencing the enantioselectivity of the reaction. The recorded analytical data (SI) were in agreement with published data [17].

(rac)-Methyl 3-hydroxy-3-phenylbutanoate ((rac)-24) The racemic product was prepared by the same procedure as chiral product **24** using trimethylamine *N*-oxide as catalyst. All spectral data were in agreement with the chiral product **24**.

(S,S,aS)-6,6'-Bis[(S)-2,2-dimethyl-1-[(2,4,6-trimethylbenzyl)oxy]propyl]-1,1',3,3'-tetrahydro[4,4'-bifuro[3,4-c]pyridine] 5,5'-dioxide ((S,S,aS)-25b, $\text{C}_{44}\text{H}_{56}\text{N}_2\text{O}_6$) and (S,S,aR)-6,6'-bis[(S)-2,2-dimethyl-1-[(2,4,6-trimethylbenzyl)oxy]propyl]-1,1',3,3'-tetrahydro[4,4'-bifuro[3,4-c]pyridine] 5,5'-dioxide ((S,S,aR)-25b, $\text{C}_{44}\text{H}_{56}\text{N}_2\text{O}_6$) To a solution of 150 mg of **32b** (0.42 mmol) in 1.7 cm^3 of Et_2O cooled to -73 $^\circ\text{C}$ in 25- cm^3 Ar-flushed flask was dropwise added freshly prepared solution of LiTMP (0.46 mmol) in 0.9 cm^3 of THF. Mixture was stirred at -73 $^\circ\text{C}$ for 16 h, then a solution of 119 mg of I_2 (0.46 mmol) in 1 cm^3 of dry THF was added in two portions in 2 h. The reaction mixture was let to warm up to 20 $^\circ\text{C}$ during the period of 3 h, then it was quenched by addition of 5 cm^3 of $\text{Na}_2\text{S}_2\text{O}_3$ (sat. aq. solution), and extracted with 5 \times 15 cm^3 of DCM. Combined organic phases were dried over MgSO_4 , filtered, and concentrated under reduced pressure. Column chromatography of the residue on silica gel (gradient 10/1 \rightarrow 3/1 hexanes/EtOAc) furnished 19 mg (13%) of (*S,S,aS*)-25b as an amorphous solid and 63 mg (42%) of (*S,S,aR*)-25b as yellowish crystals. (*S,S,aS*)-25b: ^1H NMR (400 MHz, CDCl_3): δ = 7.46 (s, 2H, 2 \times Ar-H), 6.86 (s, 4H, 4 \times Ar-H), 5.32–5.25 (m, 2H, CH_2), 5.21 (s, 2H, 2 \times CH), 5.18–5.04 (m, 4H, 2 \times CH_2), 4.80–4.70 (m, 2H, CH_2), 4.44 (d, J = 10.8 Hz, 2H, 2 \times CH), 4.33 (d, J = 10.8 Hz, 2H, 2 \times CH), 2.31 (s, 12H, 6 \times CH_3), 2.28 (s, 6H, 2 \times CH_3), 0.97 (s, 9H, 3 \times CH_3) ppm; ^{13}C NMR (100 MHz, CDCl_3): δ = 151.41, 138.99, 137.94, 137.88, 136.02, 135.76, 131.20, 139.07, 118.58, 81.13, 73.14, 72.22, 66.64, 37.58, 25.88, 21.13, 19.73 ppm; IR (drift KBr): $\bar{\nu}$ = 2953, 2920, 2872, 2860, 1613, 1395, 359, 1263, 1219, 1192, 1087, 1042, 908, 854, 785 cm^{-1} ; HRMS (ESI): m/z calcd. for $\text{C}_{44}\text{H}_{57}\text{N}_2\text{O}_6$ ($[\text{M}+\text{H}]^+$) 709.42111, found 709.42122; R_f = 0.33 (3/1 hexanes/EtOAc); $[\alpha]_D^{20}$ = -35.0° (c = 0.34, CHCl_3). (*S,S,aR*)-25b: M.p.: 143.7 $^\circ\text{C}$; ^1H NMR (400 MHz, CDCl_3): δ = 7.48 (s, 2H, 2 \times Ar-H), 6.85 (s, 4H, 4 \times Ar-H), 5.38–5.31 (m, 2H, CH_2), 5.25 (s, 2H, 2 \times CH), 5.18–5.07 (m, 4H, 2 \times CH_2), 4.67–4.61 (m, 2H,

CH₂), 4.35 (s, 4H, 2 × CH₂), 2.29 (s, 12H, 4 × CH₃), 2.27 (s, 6H, 2 × CH₃), 1.01 (s, 18H, 6 × CH₃) ppm; ¹³C NMR (100 MHz, CDCl₃): δ = 151.30, 139.97, 138.07, 137.87, 136.25, 136.10, 131.27, 129.02, 118.32, 81.00, 73.10, 72.49, 66.76, 37.51, 25.96, 21.13, 19.73 ppm; IR (drift KBr): $\bar{\nu}$ = 2953, 2917, 2869, 1616, 1392, 1356, 1263, 1219, 1189, 1090, 1045, 908, 857, 785 cm⁻¹; HRMS (ESI): *m/z* calcd. for C₄₄H₅₆N₂NaO₆ ([M + Na]⁺) 731.40306, found 731.40311; *R_f* = 0.53 (3/1 hexanes/EtOAc); [α]_D²⁰ = + 301.6° (*c* = 0.32, CHCl₃).

6,6'-Bis((S)-1-Methoxy-2,2-dimethylpropyl)-2,2'-bipyridine (28) To a suspension of 146 mg of NaH (60% w/w suspension in mineral oil, 3.7 mmol) in 5 cm³ of dry THF in 100-cm³ argon-flushed flask a solution of 399 mg of **27** (1.2 mmol) in 10 cm³ of dry THF was added slowly. The reaction mixture was stirred at 20 °C for 1 h, then 0.30 cm³ of MeI (4.9 mmol) was added slowly. After stirring at 20 °C for 16 h, the reaction mixture was quenched by addition of 10 cm³ of water and extracted with 3 × 30 cm³ of DCM. Combined organic fractions were dried over MgSO₄, filtered, and concentrated under reduced pressure. Column chromatography of the residue on silica gel (gradient 25/1 → 20/1) yielded 384 mg (88%) of the title compound as a colorless solid. The recorded analytical data (SI) were in agreement with the published data [21].

Methyl 2-(tributylstannyl)acetate (29) 27 cm³ of *n*-BuLi (1.6 M in hexane, 42.8 mmol) was slowly added to a solution of 6 cm³ of DIPA (42.4 mmol) in 150 cm³ of dry THF cooled to 0 °C. Mixture was stirred for 20 min at 0 °C and then cooled down to -78 °C. Then 3.4 cm³ of MeOAc (42.9 mmol) was added slowly and the mixture was stirred for 1 h at -78 °C. The solution was then added via a cannula to a solution of 10 cm³ of Bu₃SnCl (35.4 mmol) in 50 cm³ of dry THF cooled to -78 °C during the course of 30 min. The reaction mixture was stirred at -78 °C for 10 min, then it was let to warm up to 20 °C during the course of 3 h, and then stirred at 20 °C for 30 min. Volatiles were evaporated under reduced pressure and then 150 cm³ of hexane was added. White precipitate was removed by filtration through Celite® and the filtrate was concentrated under reduced pressure. Filtration through the short silica gel column (90/10/1 hexanes/EtOAc/Et₃N) and Kugelrohr distillation (175 °C, 2 mbar) provided 11.9 g (93%) of the title compound as a colorless oil. The recorded analytical data (SI) were in agreement with the published data [17].

2-(Bromomethyl)-1,3,5-trimethylbenzene (30) [22] To a cooled (ice water) solution of 998 mg of 2,4,6-trimethylbenzyl alcohol (6.6 mmol) in 45 cm³ of THF in dry-argon-flushed 100-cm³ flask, 0.25 cm³ of PBr₃ (2.6 mmol) was

added slowly. The reaction mixture was stirred at 20 °C for 2 h, quenched by addition of 20 cm³ of water, extracted with 3 × 60 cm³ of DCM, dried over MgSO₄, filtered, and concentrated under reduced pressure. Column chromatography of the residue on silica gel (gradient hexanes → 20/1 hexanes/EtOAc) provided 1103 mg (78%) of the title compound as a colorless solid. The recorded analytical data (SI) were in agreement with the published data [23].

(S)-6-[2,2-Dimethyl-1-[(2,4,6-trimethylbenzyl)oxy]propyl]-1,3-dihydrofuro[3,4-*c*]pyridine (31b, C₂₂H₂₉NO₂) To a suspension of 15 mg of NaH (60% w/w suspension in mineral oil, 0.36 mmol) and 37 mg of NaI (0.25 mmol) in 1.5 cm³ of THF in 25-cm³ argon-flushed flask, a solution of 50 mg of **15b** (0.24 mmol) in 1.5 cm³ of THF was added slowly. Mixture was stirred at 20 °C for 30 min, then 107 mg of **30** (0.50 mmol) was added slowly. After stirring at 20 °C for 20 h, the reaction mixture was quenched by addition of 3 cm³ of water and extracted with 3 × 10 cm³ of DCM. Combined organic fractions were dried over MgSO₄, filtered, and concentrated under reduced pressure. Column chromatography of the residue on silica gel (gradient 10/1 → 5/1 hexanes/EtOAc) yielded 39 mg (48%) of the title compound as colorless oil. ¹H NMR (400 MHz, CDCl₃): δ = 8.49 (s, 1H, Ar-H), 7.39 (s, 1H, Ar-H), 6.84 (s, 2H, 2 × Ar-H), 5.20–5.16 (m, 2H, CH₂), 5.16–5.04 (m, 2H, CH₂), 4.33 (d, *J* = 10.5 Hz, 1H, CH), 4.29 (d, *J* = 10.5 Hz, 1H, CH), 4.24 (s, 1H, CH), 2.28–2.24 (m, 9H, 3 × CH₃), 0.91 (s, 9H, CH₃) ppm; ¹³C NMR (100 MHz, CDCl₃): δ = 160.32, 148.33, 141.19, 138.06, 137.66, 134.09, 131.74, 128.96, 114.89, 90.78, 73.09, 71.76, 66.27, 35.79, 36.48, 21.12, 19.70 ppm; IR (drift KBr): $\bar{\nu}$ = 2950, 2917, 2860, 1610, 1574, 1395, 1362, 1335, 1078, 1048, 902, 881, 851 cm⁻¹; HRMS (ESI): *m/z* calcd. for C₂₂H₃₀NO₂ ([M+H]⁺) 340.2277, found 340.2274; *R_f* = 0.29 (5/1 hexanes/EtOAc).

(S)-6-[2,2-Dimethyl-1-[(2,4,6-trimethylbenzyl)oxy]propyl]-1,3-dihydrofuro[3,4-*c*]pyridine 5-oxide (32b, C₂₂H₃₂NO₃) To a solution of 141 mg of **31b** (0.42 mmol) in 7 cm³ of DCM under Ar atmosphere cooled down to 0 °C (ice water) was added 140 mg of MCPBA (0.63 mmol). After stirring at 20 °C for 2 h, the reaction mixture was quenched by addition of 5 cm³ of K₂CO₃ (sat. aq. solution) and stirred for 10 min. The phases were separated and the aqueous phase was washed with 3 × 15 cm³ of DCM. Combined organic fractions were dried over MgSO₄, filtered, and concentrated under reduced pressure. Column chromatography of the residue on silica gel (gradient 2/1 → 3/2 CHCl₃/acetone) furnished 146 mg (99%) of title compound as a colorless oil. ¹H NMR (400 MHz, CDCl₃): δ = 8.20 (s, 1H, Ar-H), 7.36 (s, 1H, Ar-H), 6.83 (s, 2H, 2 × Ar-H), 5.24 (s, 1H, CH), 5.16–4.97 (m, 4H, 2 × CH₂), 4.38 (d, *J* = 10.4 Hz, 1H, CH), 4.25 (d,

$J = 10.4$ Hz, 1H, CH), 2.25 (s, 9H, $3 \times \text{CH}_3$), 0.99 (s, 9H, $3 \times \text{CH}_3$) ppm; ^{13}C NMR (100 MHz, CDCl_3): $\delta = 151.18, 137.97, 137.92, 137.38, 137.09, 133.45, 131.34, 129.02, 118.11, 81.00, 72.86, 71.37, 66.85, 37.50, 25.89, 21.12, 19.68$ ppm; IR (drift KBr): $\bar{\nu} = 2950, 2920, 2869, 1416, 1272, 1153, 1081, 1045, 899, 581, 770$ cm^{-1} ; HRMS (CI): m/z calcd. for $\text{C}_{22}\text{H}_{33}\text{NO}_3$ ($[\text{M}+\text{H}]^+$) 356.2226, found 356.2228; $R_f = 0.29$ (30/1 DCM/MeOH).

Acknowledgements E. B. and M. K. would like to acknowledge financial support from the Czech Science Foundation (Grant no. 17-07707S) and French embassy in Prague. E. B. and F. L. would like to thank Université de Montpellier, CNRS and French Ministry of Higher Education and Research for funding.

References

1. Koukal P, Ulč J, Nečas D, Kotora M (2017) Pyridine *N*-Oxides and Derivatives Thereof in Organocatalysis. In: Heterocyclic *N*-Oxides, Topics in Heterocyclic Chemistry, vol 53. Springer, Cham, p 29
2. Liu X, Lin L, Feng X (2011) *Acc Chem Res* 44:574
3. Malkov AV, Kočovský P (2007) *Eur J Org Chem* 29
4. Chelucci G, Murineddu G, Pinna GA (2004) *Tetrahedron Asymmetry* 15:1373
5. Dalko PI, Moisa L (2004) *Angew Chem Int Ed* 43:5138
6. Kočovský P, Malkov AV (2004) *Russ Chem Bull Int Ed* 53:1806
7. Denmark SE, Fu J (2003) *Chem Rev* 103:2763
8. Malkov AV, Kočovský P (2003) *Curr Org Chem* 7:1737
9. Chelucci V, Thummel RP (2002) *Chem Rev* 102:3129
10. Dalko PI, Moisa L (2001) *Angew Chem Int Ed* 40:3726
11. Hrdina R, Valterová I, Hodačová J, Císařová I, Kotora M (2007) *Adv Synth Catal* 349:822
12. Bednářová E, Colacino E, Lamaty F, Kotora M (2016) *Adv Synth Catal* 358:1916
13. Ishikawa S, Hamada T, Manabe K, Kobayashi S (2005) *Synthesis* 13:2176–2182
14. Bednářová E, Dračínský M, Malatínek Š, Císařová I, Lamaty F, Kotora M (2018) *Adv Synth Catal* 360:2869
15. Yamamoto Y, Kinpara K, Saigoku T, Takagishi H, Okuda S, Nishiyama H, Itoh K (2005) *J Am Chem Soc* 127:605
16. Denmark SE, Fan Y (2006) *Tetrahedron Asymmetry* 17:687
17. Denmark SE, Fan Y, Eastgate MD (2005) *J Org Chem* 70:5235
18. Ulč J, Nečas D, Koukal P, Havlíček V, Tošner Z, Hybelbauerová S, Kotora M (2018) *Eur J Org Chem.* <https://doi.org/10.1002/ejoc.201800485>
19. Denmark SE, Fan Y (2002) *J Am Chem Soc* 124:4233
20. Kadlčíková A, Hrdina R, Valterová I, Kotora M (2009) *Adv Synth Catal* 351:1279
21. Mai E, Schneider C (2007) *Chem Eur J* 13:2729
22. Yu WY, Tsoi YT, Zhou Z, Chan ASC (2009) *Org Lett* 11:469
23. Zhang J, Huang R, Yan Q, Pan X, Liu F, Ou W (2013) *Asian J Chem* 25:1290