



HAL
open science

Heptanuclear Fe₅ Cu₂-Phenylgermsesquioxane containing 2,2'-Bipyridine: Synthesis, Structure, and Catalytic Activity in Oxidation of C–H Compounds

Alexey Bilyachenko, Victor N. Khrustalev, Yan Zubavichus, Lidia Shul'pina, Alena Kulakova, Xavier Bantreil, Frédéric Lamaty, Mikhail Levitsky, Evgeniy Gutsul, Elena V Shubina, et al.

► To cite this version:

Alexey Bilyachenko, Victor N. Khrustalev, Yan Zubavichus, Lidia Shul'pina, Alena Kulakova, et al.. Heptanuclear Fe₅ Cu₂-Phenylgermsesquioxane containing 2,2'-Bipyridine: Synthesis, Structure, and Catalytic Activity in Oxidation of C–H Compounds. *Inorganic Chemistry*, 2018, 57 (1), pp.528-534. 10.1021/acs.inorgchem.7b02881 . hal-02370705

HAL Id: hal-02370705

<https://hal.science/hal-02370705>

Submitted on 4 Jan 2021

HAL is a multi-disciplinary open access archive for the deposit and dissemination of scientific research documents, whether they are published or not. The documents may come from teaching and research institutions in France or abroad, or from public or private research centers.

L'archive ouverte pluridisciplinaire **HAL**, est destinée au dépôt et à la diffusion de documents scientifiques de niveau recherche, publiés ou non, émanant des établissements d'enseignement et de recherche français ou étrangers, des laboratoires publics ou privés.

Heptanuclear Fe₅Cu₂-Phenylgermsesquioxane containing 2,2'-Bipyridine: Synthesis, Structure, and Catalytic Activity in Oxidation of C–H Compounds

Alexey N. Bilyachenko,^{*,†,‡,§} Victor N. Khrustalev,^{‡,§} Yan V. Zubavichus,[§] Lidia S. Shul'pina,[†] Alena N. Kulakova,^{†,‡} Xavier Bantreil,^{||} Frédéric Lamaty,^{*,||} Mikhail M. Levitsky,[†] Evgeniy I. Gutsul,[†] Elena S. Shubina,^{†,§} and Georgiy B. Shul'pin^{*,†,‡,§}

[†]Nesmeyanov Institute of Organoelement Compounds, Russian Academy of Sciences, Vavilov Str., 28, 119991 Moscow, Russia

[‡]Peoples' Friendship University of Russia (RUDN University), Miklukho-Maklay Str., 6, 117198 Moscow, Russia

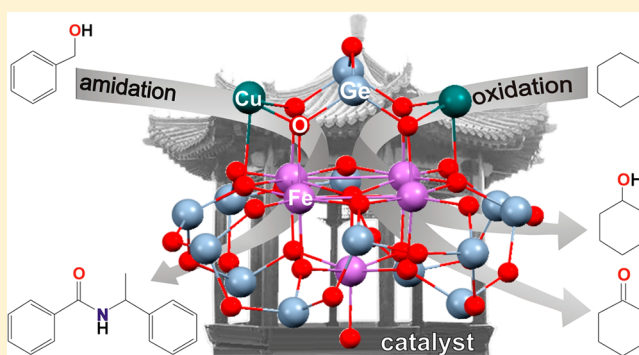
[§]National Research Center "Kurchatov Institute", Akademika Kurchatova pl., 1, 123182 Moscow, Russia

^{||}Institut des Biomolécules Max Mousseron (IBMM), UMR 5247, CNRS, Université de Montpellier ENSCM, Site Triolet, Place Eugène Bataillon, 34095 Montpellier cedex 5, France

[†]Semenov Institute of Chemical Physics, Russian Academy of Sciences, ulitsa Kosygina, dom 4, Moscow 119991, Russia

[#]Plekhanov Russian University of Economics, Stremyanni pereulok, dom 36, Moscow 117997, Russia

ABSTRACT: A new representative of an unusual family of metallagermaniums sesquioxanes, namely the heterometallic cage-like phenylgermsesquioxane (PhGeO₂)₁₂Cu₂Fe₅(O)OH-(PhGe)₂O₅(bipy)₂ (**2**), was synthesized and structurally characterized. Fe(III) ions of the complex are coordinated by oxa ligands: (i) cyclic (PhGeO₂)₁₂ and acyclic (Ph₂Ge₂O₅) germoxanولات and (ii) O²⁻ and (iii) HO⁻ moieties. In turn, Cu(II) ions are coordinated by both oxa (germoxanولات) and aza ligands (2,2'-bipyridines). This "hetero-type" of ligation gives in sum an attractive pagoda-like molecular architecture of the complex **2**. Product **2** showed a high catalytic activity in the oxidation of alkanes to the corresponding alkyl hydroperoxides (in yields up to 30%) and alcohols (in yields up to 100%) and in the oxidative formation of benzamides from alcohols (catalyst loading down to 0.4 mol % in Cu/Fe).



INTRODUCTION

The design of metal-based 3D (polycyclic, cage-like) compounds has been the focus of numerous research teams worldwide due to their structural multiplicity and varied potential applications.¹ Among cage metalla complexes, a significant amount of attention has been given to metal-silsesquioxanes—metalla derivatives of silicon sesquioxane (RSiO_{1.5}) cage compounds. The major features of these compounds are (i) high flexibility of silsesquioxane ligands, permitting a great number of structures and (ii) a universality of these ligands, readily complexing to a wide range of metal ions.² In turn, cage-like metallasesquioxanes based on germanium instead of silicon (metallagermsesquioxanes) are quite rare. A hydrothermal synthetic approach to "hybrid" metallagermsesquioxanes, including metal ions in the composition of both metallagermoxane units M–O–Ge and carboxylic acid salt fragments –COOM, was first reported by Yang and co-workers in 2009.³ Lately, this synthetic procedure has been elaborated in several additional works.⁴ An alternative method of synthesis, which allowed isolation of the first

example of cage compounds, constructed solely from metallagermoxane units M–O–Ge, has been suggested by some of us in recent work.⁵ This approach, employing the self-assembling reaction of PhGe(OMe)₃ with Na⁺ and Fe³⁺ cations, leads to the formation of the unusual three-pointed-star geometry [(Ph₃Ge₅O₁₀)₃Fe₆(OH)₃(O)Na₂]·2EtOH·H₂O (**1**) with an Fe₆O₁₉ "Lindqvist ion" central unit, surrounded by three germoxanolate [PhGeO_{1.5}]₃ ligands (Figure 1, left). This particular architecture allows the observation of magnetic interactions of Fe ions as well as high catalytic activity. Here we present the progress of metallagermsesquioxane chemistry—the opportunity to synthesize cage germesquioxane, incorporating different types of transition-metal ions. Along with their fundamental interest, such multimetallic compounds are known to be extremely effective in catalysis.⁶ Among these, mixed Fe/Cu complexes were proved to be active in a wide range of relevant processes, e.g. in Fischer–Tropsch synthesis,⁷ the

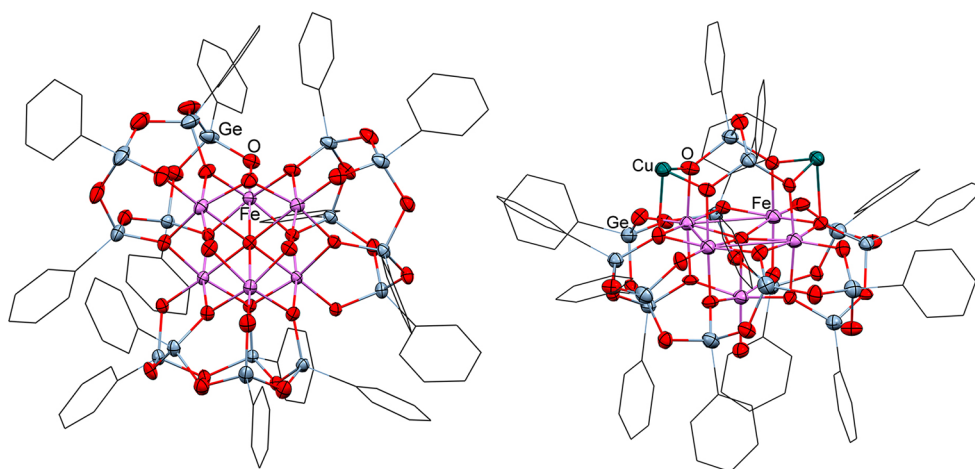


Figure 1. Simplified view of (left) Fe,Na-phenylgermsesquioxane **1**⁵ and (right) Fe,Cu-phenylgermsesquioxane **2** (bipy ligands are omitted for clarity). Color code: Ge, gray; O, red; Fe, lilac; Cu, green.

water-gas shift reaction,⁸ semihydrogenation of alkynes,⁹ CO₂ reduction,¹⁰ C–H borylation,¹¹ small-molecule activation,¹² and carbon–carbon and carbon–heteroatom coupling reactions.¹³ Keeping in mind the prominent metallic character of germanium itself, one could expect a high catalytic activity of Cu/Fe/Ge complexes. In accord with this, we were interested in the synthesis of mixed Fe/Cu germsesquioxanes and the application of such products in catalysis. Here we present the first example of the Fe(III)/Cu(II) phenylgermsesquioxane **2** (Figure 1, right) and the study of this compound catalytic activity.

EXPERIMENTAL SECTION

Materials. Phenyltrimethoxygermane (ABCR) and other chemicals (Sigma-Aldrich) were used without further purification. Methanol was distilled prior to use following a trivial procedure.

The Fe,Na-phenylgermsesquioxane [(Ph₃Ge₅O₁₀)₃Fe₆(OH)₃(O–Na)₂]·2EtOH·H₂O (**1**) was synthesized as described in ref 5.

Synthesis of Complex 2. Method A. To a methanol/toluene (50 mL/15 mL, placed in a round-bottom flask) solution were added compound **1** (0.300 g, 0.09 mmol) and, after total dissolution of **1**, copper(II) chloride (0.012 g, 0.09 mmol). The mixture was rigorously stirred for 3 h. Then 2,2'-bipyridine (0.014 g, 0.09 mmol) was added at once to the solution and the resulting mixture was stirred overnight. Filtration of the mixture from the insoluble part gave a clear solution, suitable for crystallization. Slow evaporation of the solvents over 2 weeks gave a crystalline material. Several crystals were used for the single-crystal X-ray diffraction analysis (see below for details). Anal. Calcd for {[Fe₅O₁₇(OH)]Cu₂(bipy)₂(PhGeO)₁₂(PhGe)₂O}: Ge, 30.70; Fe, 8.43; Cu, 3.84; N, 1.69. Found (for vacuum-dried sample): Ge, 30.53; Fe, 8.32; Cu, 3.76; N, 1.60. Yield: 0.013 g (9%).

Method B. PhGe(OMe)₃ (2.00 g, 8.2 mmol) was dissolved in 50 mL of methanol. Then 0.44 g (11.1 mmol) of NaOH was added, and the resulting mixture was heated to reflux for 2 h. Afterward the solution was cooled to room temperature, and 0.48 g (3.00 mmol) of FeCl₃ and 0.16 g (1.17 mmol) of CuCl₂ were added at once. The solution was stirred for 3 h, and then 0.18 g (1.17 mol) of bipy was added at once to the solution and the resulting mixture was stirred overnight. Filtration of the mixture from the insoluble part gave a clear solution, suitable for crystallization. Slow evaporation of solvents over 2 weeks gave a crystalline material. Several crystals were used for the single-crystal X-ray diffraction analysis (cell parameters were found to be equal to those of the product of method A). Anal. Calcd for {[Fe₅O₁₇(OH)]Cu₂(bipy)₂(PhGeO)₁₂(PhGe)₂O}: Ge, 30.70; Fe, 8.43; Cu, 3.84; N, 1.69. Found (for vacuum-dried sample): Ge, 30.59; Fe, 8.34; Cu, 3.79; N, 1.61. Yield: 0.40 g (21%).

Elemental analysis was carried out with an XRF VRA-30 spectrometer.

IR spectra were recorded on Shimadzu IR Prestige21 FTIR spectrometer in KBr pellets.

UV–vis absorption spectra were recorded on a Varian Cary 50 spectrophotometer in cells with 5 and 10 mm optical path lengths.

X-ray Study. X-ray diffraction data were collected on the “Belok” beamline ($\lambda = 0.96990$ Å) of the National Research Center “Kurchatov Institute” (Moscow, Russian Federation) using a Rayonix SX165 CCD detector. A total of 720 images were collected using an oscillation range of 1.0° and φ scan mode and corrected for absorption using the Scala program.¹⁴ The data were indexed, integrated, and scaled using the utility iMOSFLM in the CCP4 program.¹⁵ For details, see Table S1 in the Supporting Information. The structure was determined by direct methods and refined by full-matrix least-squares techniques on F^2 with anisotropic displacement parameters for non-hydrogen atoms. Six of the twelve phenyl substituents were found to be disordered over two sites with occupancies of 0.50:0.50 or 0.75:0.25. The crystal of **2** contains very large solvent-accessible voids; however, all attempts to model and refine positions of the solvate molecules were unsuccessful. Therefore, their contribution to the total scattering pattern was removed by use of the utility SQUEEZE in PLATON06.¹⁶ The hydrogen atom of the OH group was localized in the difference Fourier map and included in the refinement within the riding model with fixed isotropic displacement parameters ($U_{\text{iso}}(\text{H}) = 1.5U_{\text{eq}}(\text{O})$). The other hydrogen atoms were placed in calculated positions and refined within riding model with fixed isotropic displacement parameters ($U_{\text{iso}}(\text{H}) = 1.2U_{\text{eq}}(\text{C})$). All calculations were carried out using the SHELXTL program.¹⁷

Oxidation of Alkanes and Alcohols. The reactions of alcohols and hydrocarbons were carried out in air in thermostated Pyrex cylindrical vessels with vigorous stirring and using MeCN as solvent. Typically, catalyst **2** and the cocatalyst (acid) were introduced into the reaction mixture in the form of stock solutions in acetonitrile. The substrate (alcohol or hydrocarbon) was then added, and the reaction started when hydrogen peroxide or TBHP was introduced in one portion. (**Caution!** The combination of air or molecular oxygen and H₂O₂ with organic compounds at elevated temperatures may be explosive.) In order to determine concentrations of all cyclohexane oxidation products the samples of reaction solutions after addition of nitromethane as a standard compound were in some cases analyzed twice (before and after their treatment with PPh₃) by GC (LKhM-80-6 instrument, columns 2 m with 5% Carbowax 1500 on 0.25–0.315 mm Inerton AW-HMDS; carrier gas argon) to measure concentrations of cyclohexanol and cyclohexanone. This method (an excess of solid triphenylphosphine was added to the samples 10–15 min before the GC analysis) was proposed by Shul’pin earlier.¹⁸ Attribution of peaks was made by comparison with chromatograms of authentic samples.

Blank experiments with cyclohexane showed that in the absence of catalyst **2** no products were formed.

General Procedure for Amidation. In a sealed tube were added successively amine hydrochloride (0.5 mmol), CaCO_3 (50.1 mg, 0.5 mmol), anhydrous CH_3CN (1 mL), **2** (0.9 mg, 0.29 μmol), benzylic alcohol (104 μL , 1.0 mmol), and TBHP (5.5 M in nonane, 225 μL , 1.25 mmol). The mixture was stirred at 80 °C for 2 h, and TBHP (5.5 M in nonane, 225 μL , 1.25 mmol) was again added to the mixture. After 22 h at 80 °C, the mixture was cooled to room temperature and 1 N HCl and AcOEt were added. The mixture was extracted twice with AcOEt, and the combined organic phases were washed with a saturated solution of NaHCO_3 and brine and concentrated under reduced pressure. To remove the excess of benzylic alcohol, 80 mL of H_2O was added to the organic phase and evaporated under reduced pressure. The crude product was then solubilized in AcOEt, dried over MgSO_4 , and concentrated under vacuum. The crude product was purified by silica gel chromatography using gradients of cyclohexane/AcOEt to yield the pure compounds.

RESULTS AND DISCUSSION

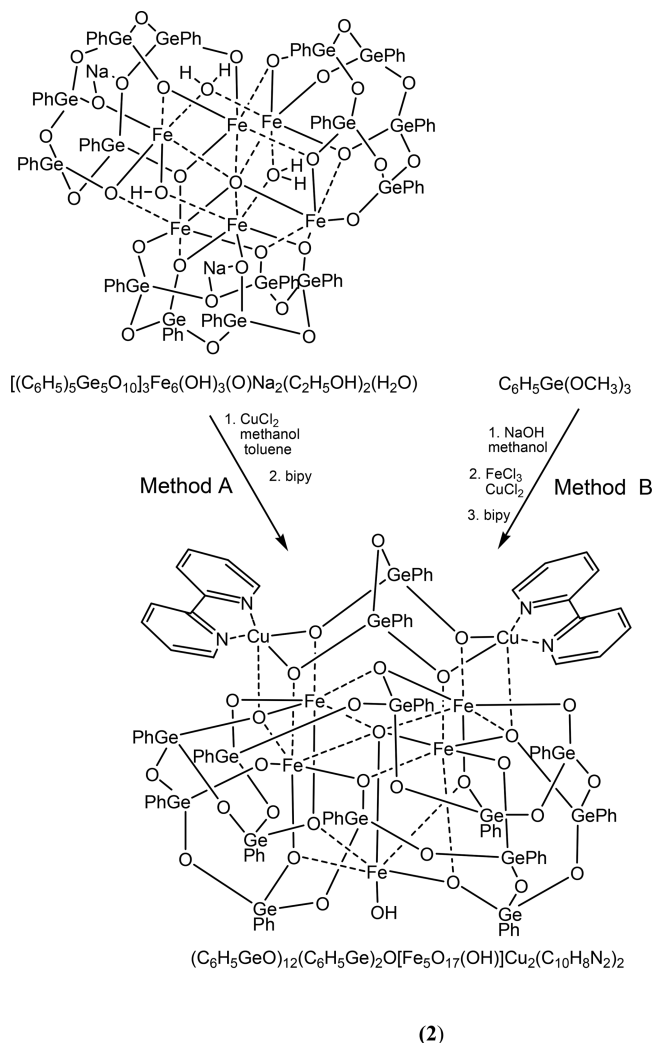
The transmetalation reaction of $[(\text{Ph}_5\text{Ge}_5\text{O}_{10})_3\text{Fe}_6(\text{OH})_3(\text{O})\text{Na}_2]\cdot 2\text{EtOH}\cdot\text{H}_2\text{O}$ (**1**) with CuCl_2 was performed so to substitute sodium ions of **1** by copper atoms with the expected formation of the first example of a cage metallagermsesquioxane containing ions of two different transition metals. The crystallization of the product was found to be a difficult task, most likely due to its good solubility and/or the time required for the process of cage assembly. A change in crystallization systems gave no result, while the use of additional N ligation (from 2,2'-bipyridine) allows isolation in a yield of 9% the crystalline product **2**—heptanuclear Fe_5Cu_2 -phenylgermsesquioxane with 2,2'-bipyridines coordinating copper centers (Scheme 1, method A).

Compound **2** (Figure 2, top), despite inheriting at first sight the structural features of initial complex **1**, presents deep changes in molecular organization. Indeed, the central core of Lindqvist ion type (Fe_6O_{19}) in **1** (Figure 2, bottom left) underwent a FeO elimination, forming an Fe_5 -based cage of Fe_5O_{18} composition, with consequent back-filling of the vacant position by the $(\text{PhGe})_2\text{O}$ group. Such specific “degradation and replacement” allowed two copper(II) ions to occupy left and right bottom coordination sites at this core with simultaneous formation of the earlier unknown mixed oxo cluster of composition $\text{Cu}_2\text{Fe}_5\text{Ge}_2\text{O}_{19}$ (Figure 2, bottom right).

Quite logically, the shift in metal content/location causes changes in composition/structure of germsesquioxane ligands. In comparison to **1**, containing three ligand of the same type, a cisoid pentameric cycle $(\text{PhGeO}_{1.5})_5$ (Figure 3, left), the newly synthesized product **2** includes two different germsesquioxane fragments. Namely, these are (i) the digermoxane bridge $\text{Ph}_2\text{Ge}_2\text{O}_5$, linking copper(II) ions, and (ii) dodecameric $[\text{PhGeO}_2]_{12}$ cycle, embracing iron(III) centers (Figure 3, right). This is the first observation of such germsesquioxane ligands for all earlier described types of metallagermsesquioxanes.^{3–5}

Our further investigations showed that the yield of this fascinating compound **2** could be increased using a self-assembling reaction (Scheme 1, method B). This synthetic regime allows consideration of the desired atomic ratio for the reaction ($\text{Ge}_{14}:\text{Cu}_2:\text{Fe}_5:\text{N}_4$). These precise loadings of reactants favor the formation of target compound **2** (in case of method A the reactant atomic ratio is limited by a certain composition of compound **1**). Finally, this method leads to the isolation of product **2** in higher yield (21%). For both synthetic routes

Scheme 1. Synthetic Pathways to Heptanuclear Fe_5Cu_2 -Phenylgermsesquioxane with 2,2'-Bipyridines **2**



(methods A and B) an exclusive interaction of bipyridine ligands with copper centers occurs while iron centers prefer to arrange in an $\text{Fe}_5\text{Ge}_2\text{O}_{19}$ core, indicating its high stability.

We have found that complex **2** is an excellent catalyst in alkane oxidation with hydrogen peroxide at low temperature (40–50 °C). An example of cyclohexane oxidation is shown in Figure 4. The yield of products is negligible if HNO_3 is not added to the reaction solution. The acid possibly breaks some bonds between germanium atoms and ions of copper and/or iron. This opens the approach of catalytically active species to the substrate.

To get an insight into the nature of oxidizing species, we measured the selectivity of C(1), C(2), C(3), and C(4) parameters in oxidations of linear (*n*-heptane) and branched cyclic saturated (methylcyclohexane) hydrocarbons with H_2O_2 . The regioselectivity parameters (relative normalized reactivities of hydrogen atoms at carbon atoms C(1), C(2), C(3), and C(4) of the *n*-heptane chain) determined for the oxidation of *n*-heptane are summarized in Table 1. The values of these parameters are close to those determined by us previously for the oxidations by the systems which operate with the formation of hydroxyl radicals.¹⁹ The bond-selectivity parameter (1°:2°:3°; the relative normalized reactivities of hydrogen atoms at the primary, secondary, and tertiary carbons) in the

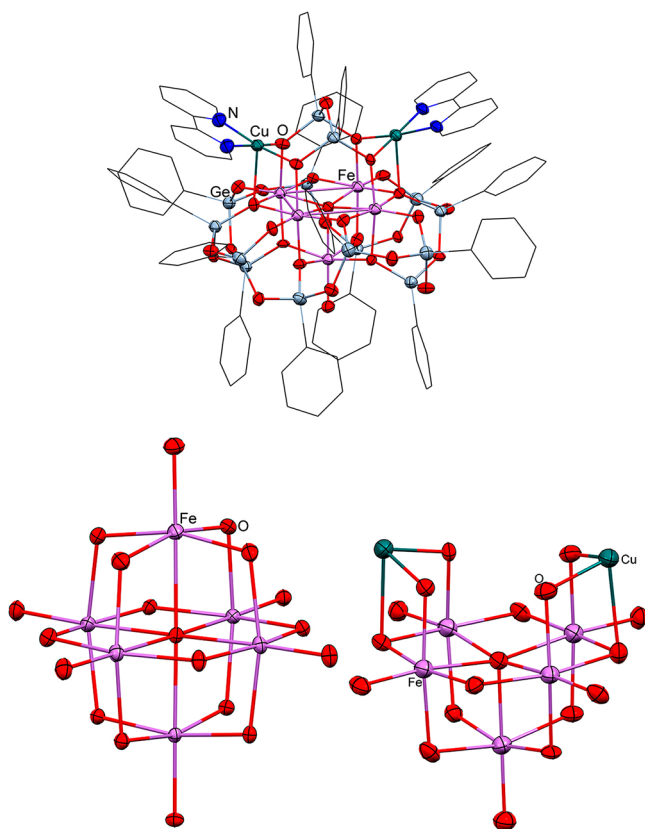


Figure 2. (top) Molecular structure of **2**. (bottom) Simplified view of central metal oxo cores in compounds **1** (left) and **2** (right).

oxidation of methylcyclohexane (1.0:5.8:14.3; see Table 2 and Figure 5) is close to the corresponding values found for the systems oxidizing alkanes with hydroxyl radicals (see, for example, ref 19). The oxygenation of methylcyclohexane (MCH) with H_2O_2 proceeds mainly at the tertiary carbon atom with formation of 1-methylcyclohexanol after reduction with PPh_3 (product **P5**). The GC profile of the products obtained in the oxidation catalyzed by **2** is similar to the profiles reported previously for some other systems which oxidize with the participation of hydroxyl radicals. All these data testify that an oxidizing species generated by the system exhibits a low selectivity typical for hydroxyl radicals.

Complex **2** catalyzes efficient oxidation of alcohols with *t*-BuOOH. Thus, 1-phenylethanol is transformed into acetophe-

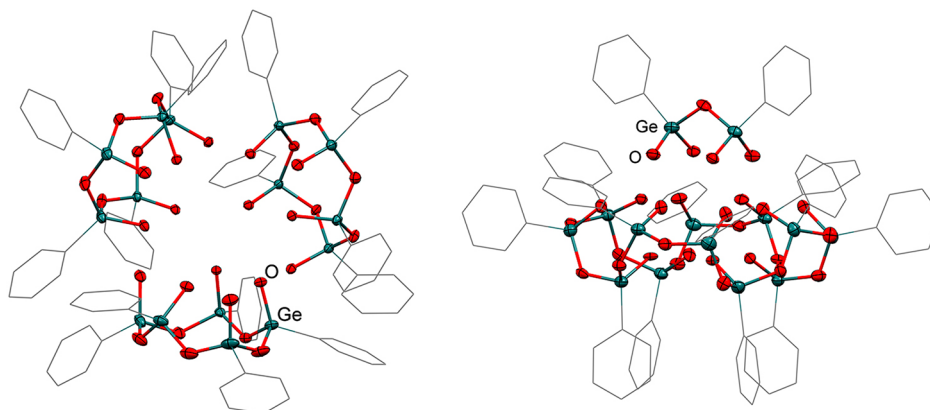


Figure 3. Simplified view of germanium-based ligands of compounds **1** (left) and **2** (right). Color code: Ge, gray; O, red.

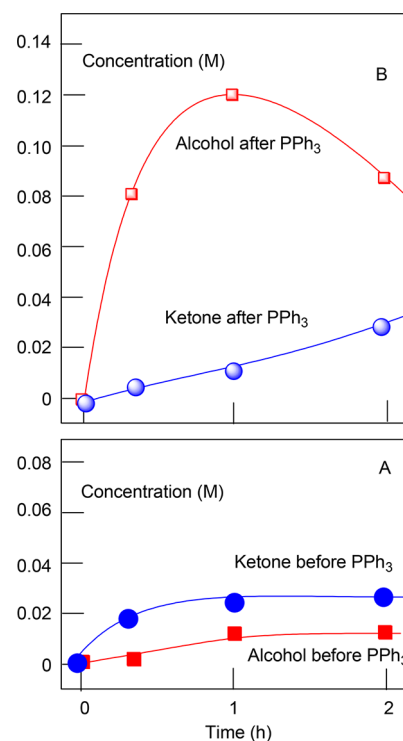


Figure 4. (A) Accumulation of cyclohexanol and cyclohexanone in the oxidation of cyclohexane (0.46 M) with hydrogen peroxide (2 M; 50%) catalyzed by complex **2** (5×10^{-4} M) in the presence of HNO_3 (0.05 M) in acetonitrile at 40 °C before reduction with PPh_3 . (B) As in (A) after reduction with PPh_3 . The yield of the product was 28%; TON = 260.

none in a yield of about 100% after 5 h at 50 °C in the presence of 0.05 M HNO_3 . Cyclohexanol was oxidized to cyclohexanone in 60% yield after 2 h at 50 °C. Hydrogen peroxide oxidizes cyclohexanol and 2-heptanol in 40 and 43% yields, respectively, at 50 °C in the presence of HNO_3 .

Seeing the good results of complex **2** in the oxidation of alkanes and alcohols, we decided to evaluate it in the oxidative amidation of alcohols (Scheme 2). This reaction was already reported with copper,²⁰ iron,²¹ and zinc salts,²² and we demonstrated that copper and iron silsesquioxanes as well as iron germanoxane complexes could be used efficiently with catalyst loadings down to 100 ppm of copper and 500 ppm of iron.^{5,23} Since complex **2** features both copper and iron,

Table 1. Oxidation of *n*-Heptane Catalyzed by Complex 2^a

entry	time (min)	isomer	concn (M)	C(1):C(2):C(3):C(4)
1	5	ol-1	0.0006	1:5.0:5.0:4.5
		ol-2	0.002	
		ol-3	0.002	
		ol-4	0.0009	
2	10	ol-1	0.0025	1:6.3:6.3:5.6
		ol-2	0.01	
		ol-3	0.01	
		ol-4	0.0045	
3	60	ol-1	0.003	1:6.5:6.7:7.0
		ol-2	0.013	
		ol-3	0.014	
		ol-4	0.007	

^aAccumulation of isomers of heptanol (isomeric heptanones are formed in low concentrations after reduction of the reaction mixtures with PPh₃) in the oxidation of *n*-heptane (0.5 M) with hydrogen peroxide (2 M; 50%) catalyzed by complex 2 (5×10^{-4} M) and nitric acid (0.05 M) in acetonitrile at 50 °C.

it seemed reasonable to estimate its catalytic activity in the oxidative amidation. Several amines, used as ammonium salts, were reacted with benzylic alcohol in the presence of catalytic quantities of 2. Calcium carbonate, with a high purity of 99.995% to avoid any metallic contamination, and TBHP, which acts as a terminal oxidant, were also added to the reaction mixture. After a quick optimization, it was found that a catalyst loading of 0.4 mol % of complex 2 was found to be the lower limit to obtain reasonable results in terms of yield and efficiency. The difference in activity in comparison to copper and iron silsesquioxanes might result from the germsesquioxane network in catalyst 2. Using 2 as catalyst, secondary amide 3 was isolated in an excellent yield of 93%. The use of cyclohexylamine and *n*-butylamine resulted in pure amides 4 and 5 in 84–85% yields. The use of secondary amines was also found to be efficient, and amides 6 and 7 could be isolated in 82% and 71% yields, respectively. Moreover, turnover number (TON) and turnover frequency (TOF) values up to 232 and 9.7 h⁻¹ could be obtained, respectively, proving the good efficiency of germsesquioxane compound 2.

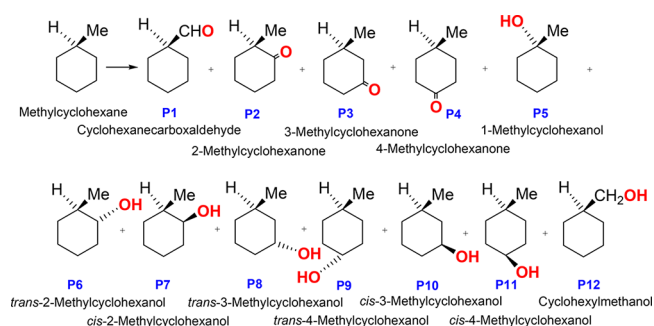
CONCLUSIONS

A new representative of the rare family of metallagermsesquioxanes has been proved to be available through both self-assembly (from PhGe[OMe]₃) and transmetalation (of sodium-containing Fe-germsesquioxane) approaches, assisted by the use of 2,2'-bipyridine. These reaction procedures allowed us to isolate the first example of Fe(III)/Cu(II)-phenylgermsesquioxane. Its specific cage-like architecture involves an unusual derivative of a Lindqvist ion (Fe₅O₁₈), which is capable of incorporating copper ions, giving in sum a mixed-metal oxa cluster of

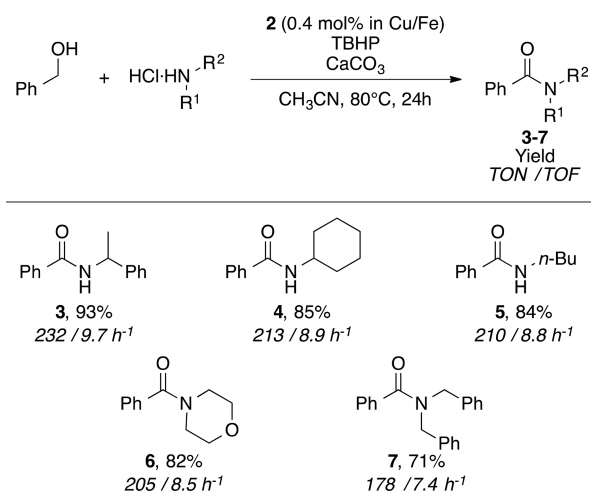
Table 2. Oxidation of Methylcyclohexane with H₂O₂ (50% Aqueous) Catalyzed by Complex 2 (5×10^{-4} M) in the Presence of HNO₃ (0.05 M) in MeCN at 40 °C^a

entry	time (min)	P1	P2	P3	P4	P5	P6	P7	P8	P9	P10	P11	P12	yield (%)
1	20	0.0	4	4	2	20	11	20	14	7	20	9	4	32
2	60	0.0	9	9	4	20	8	16	12	6	19	9	4	35
3	120	0.4	7	5	2	22	7	14	11	5	16	8	3	24
4	120 ^b	1	12	12	5	9	1	4	4	2	9	5	1	18
5	180	0.0	7	5	2	18	6	11	9	4	13	6	2	23

^aConcentrations of isomeric ketones and alcohols are given in mM. ^bConcentrations were measured before reduction with PPh₃.

**Figure 5. Products of the methylcyclohexane oxidation with H₂O₂ catalyzed by complex 2.**

Scheme 2. Oxidative Amidation at Low Catalyst Loading^a



^aTON = (mmol of product)/(mmol of Cu/Fe). TOF = TON/(reaction time), given in h⁻¹.

composition Cu₂Fe₅Ge₂O₁₉. This metalla-based fragment is stabilized by O ligation from two types of germanium-based fragments (cyclic Ph₁₂Ge₁₂O₂₄ and acyclic Ph₂Ge₂O₅) as well as by N ligation from 2,2'-bipyridines. The presence of three types of metallic centers in 2 (Cu, Fe, Ge) and its good solubility allowed us to observe high catalytic activity in the homogeneous oxidation of alkanes and alcohols as well as in the formation of amides from alcohols. At the moment, it is not possible to conclude if metallagermsesquioxanes are more active precatalysts in comparison to their sister compounds metallasilsesquioxanes due to the presence of metalloloid germanium centers. Despite many examples of Cu-^{23a,24} or Fe-based^{23b,c} cage silsesquioxanes, tested in catalysis, the pure (Cu/Fe-based) analogue of compound 2 is still unknown in the chemistry of silsesquioxanes. According to the available

information, it could be said that the catalytic activities of metallasilsesquioxanes and metallagermsesquioxanes are comparable.

Synthesis of other mixed-metal germesquioxanes and investigation of their catalytic properties are still intriguing tasks, and corresponding experiments by our team are in progress.

Accession Codes

CCDC 1572284 contains the supplementary crystallographic data for this paper. These data can be obtained free of charge via www.ccdc.cam.ac.uk/data_request/cif, or by emailing data_request@ccdc.cam.ac.uk, or by contacting The Cambridge Crystallographic Data Centre, 12 Union Road, Cambridge CB2 1EZ, UK; fax: +44 1223 336033.

AUTHOR INFORMATION

Corresponding Authors

*E-mail for A.B.N.: bilyachenko@ineos.ac.ru.

*E-mail for F.L.: frederic.lamaty@umontpellier.fr.

*E-mail for G.B.S.: shulpin@chph.ras.ru.

ORCID

Alexey N. Bilyachenko: 0000-0003-3136-3675

Victor N. Khrustalev: 0000-0001-8806-2975

Xavier Bantreil: 0000-0002-2676-6851

Elena S. Shubina: 0000-0001-8057-3703

Notes

The authors declare no competing financial interest.

ACKNOWLEDGMENTS

This work has been supported by the RUDN University Program “5-100”, the Russian Foundation for Basic Research (Grant Nos. 16-03-00609, 16-03-00254, 16-53-150008, 16-29-05180), the French Embassy in Moscow, and the University of Montpellier, CNRS (Programme de Recherche Conjoint). Synchrotron single-crystal diffraction measurements were performed at the unique scientific facility Kurchatov Synchrotron Radiation Source supported by the Ministry of Education and Science of the Russian Federation (project code RFMEFI61917X0007).

REFERENCES

(1) (a) Dalgarno, S. J.; Power, N. P.; Atwood, J. L. Metallo-supramolecular capsules. *Coord. Chem. Rev.* **2008**, *252*, 825–841. (b) Chakrabarty, R.; Mukherjee, P. S.; Stang, P. J. Supramolecular Coordination: Self-Assembly of Finite Two- and Three-Dimensional Ensembles. *Chem. Rev.* **2011**, *111*, 6810–6918. (c) Koblenz, T. S.; Wassenaar, J.; Reek, J. N. H. Reactivity within a confined self-assembled nanospace. *Chem. Soc. Rev.* **2008**, *37*, 247–262. (d) Balch, A. L. Editorial for the Virtual Issue on Inorganic Cages and Containers. *Inorg. Chem.* **2014**, *53*, 3921–3925. (e) Vardhan, H.; Yusubov, M.;

Verpoort, F. Self-assembled metal–organic polyhedra: An overview of various applications. *Coord. Chem. Rev.* **2016**, *306*, 171–194. (f) Hosono, N.; Gochomori, M.; Matsuda, R.; Sato, H.; Kitagawa, S. Metal–Organic Polyhedral Core as a Versatile Scaffold for Divergent and Convergent Star Polymer Synthesis. *J. Am. Chem. Soc.* **2016**, *138*, 6525–6531. (g) Therrien, B. Drug Delivery by Water-Soluble Organometallic Cages. *Top. Curr. Chem.* **2011**, *319*, 35–56. (h) Han, J.; Schmidt, A.; Zhang, T.; Permentier, H.; Groothuis, G. M. M.; Bischoff, R.; Kühn, F. E.; Horvatovich, P.; Casini, A. Bioconjugation strategies to couple supramolecular exo-functionalized palladium cages to peptides for biomedical applications. *Chem. Commun.* **2017**, *53*, 1405–1408. (i) Ward, M. D.; Raithby, P. R. Functional behaviour from controlled self-assembly: challenges and prospects. *Chem. Soc. Rev.* **2013**, *42*, 1619–1636. (j) Lu, W.; Wei, Z.; Gu, Z.-Y.; Liu, T.-F.; Park, J.; Park, J.; Tian, J.; Zhang, M.; Zhang, Q.; Gentle, T., III; Bosch, M.; Zhou, H.-C. Tuning the structure and function of metal–organic frameworks via linker design. *Chem. Soc. Rev.* **2014**, *43*, 5561–5593. (k) Holloway, L. R.; Young, M. C.; Beran, G. J. O.; Hooley, R. J. High fidelity sorting of remarkably similar components via metal-mediated assembly. *Chem. Sci.* **2015**, *6*, 4801–4806. (l) Jansze, S. M.; Cecot, G.; Wise, M. D.; Zhurov, K. O.; Ronson, T. K.; Castilla, A. M.; Finelli, A.; Pattison, P.; Solari, E.; Scopelliti, R.; Zelinskii, G. E.; Vologzhanina, A. V.; Voloshin, Y. Z.; Nitschke, J. R.; Severin, K. Ligand Aspect Ratio as a Decisive Factor for the Self-Assembly of Coordination Cages. *J. Am. Chem. Soc.* **2016**, *138*, 2046–2054.

(2) (a) Murugavel, R.; Voigt, A.; Walawalkar, M. G.; Roesky, H. W. Hetero- and Metallasiloxanes Derived from Silanediols, Disilanols, Silanetriols, and Trisilanols. *Chem. Rev.* **1996**, *96*, 2205–2236. (b) Edelmann, F.T. *Silicon Chemistry: From the Atom to Extended Systems*; Jutzi, P., Schubert, U., Eds.; Wiley: Hoboken, NJ, 2007; pp 383–394. (c) Levitsky, M. M.; Bilyachenko, A. N. Modern concepts and methods in the chemistry of polyhedral metallasiloxanes. *Coord. Chem. Rev.* **2016**, *306*, 235–269.

(3) He, H.; Cao, G.-J.; Zheng, S.-T.; Yang, G.-Y. Lanthanide Germanate Cluster Organic Frameworks Constructed from $\{\text{Ln}_8\text{Ge}_{12}\}$ or $\{\text{Ln}_{11}\text{Ge}_{12}\}$ Cage Cluster Building Blocks. *J. Am. Chem. Soc.* **2009**, *131*, 15588–15589.

(4) (a) Cao, G.-J.; Zheng, S.-T.; Zhao, N.; Sun, J.-K.; Yang, G.-Y. Organogermanate Frameworks Built by Two Kinds of Infinite Ge-O Chains with High Thermostability and Luminescent Properties. *Inorg. Chem.* **2010**, *49*, 10211–10213. (b) Stock, N.; Jargstorff, C.; Wriedt, S. Two New Crystalline Organogermanate-Based Inorganic–Organic Hybrid Compounds, C. Schmidt, A. Lieb, N. Stock. *Z. Anorg. Allg. Chem.* **2011**, *637*, 2163–2168. (c) Li, L. L.; Pan, R.; Zhao, J. W.; Yang, B. F.; Yang, G. Y. A series of lanthanide germanate cluster organic frameworks. *Dalton Trans.* **2016**, *45*, 11958–11967. (d) Li, L.-L.; Cao, G.-J.; Zhao, J.-W.; He, H.; Yang, B.-F.; Yang, G.-Y. Lanthanide Germanate Cluster Organic Frameworks Based on $\{\text{Ln}_8\text{Ge}_{12}\}$ Clusters: From One-Dimensional Chains to Two-Dimensional Layers and Three-Dimensional Frameworks. *Inorg. Chem.* **2016**, *55*, 5671–5683. (e) Liu, X.; Tan, X.-F.; Zhou, J. Hydrothermal Syntheses and Crystal Structure of a New Organic Hybrid Holmium–Germanate Oxo-Cluster. *J. Cluster Sci.* **2017**, *28*, 3209.

(5) Bilyachenko, A. N.; Levitsky, M. M.; Yalymov, A. I.; Korlyukov, A. A.; Khrustalev, V. N.; Vologzhanina, A. V.; Shul'pina, L. S.; Ikkonnikov, N. S.; Trigub, A. E.; Dorovatovskii, P. V.; Bantreil, X.; Lamaty, F.; Long, J.; Larionova, J.; Golub, I. E.; Shubina, E. S.; Shul'pin, G. B. Cage-like Fe,Na-Germesquioxanes: Structure, Magnetism, and Catalytic Activity. *Angew. Chem., Int. Ed.* **2016**, *55*, 15360–15363.

(6) (a) Mankad, N. P. Selectivity Effects in Bimetallic Catalysis. *Chem. - Eur. J.* **2016**, *22*, 5822–5829. (b) Berry, J. F.; Thomas, C. M. Multimetallic complexes: synthesis and applications. *Dalton Trans.* **2017**, *46*, 5472–5473.

(7) (a) Wielers, A. F. H.; Koebrugge, G. W.; Geus, J. W. On the properties of silica-supported bimetallic Fe/Cu catalysts Part II. Reactivity in the Fischer–Tropsch synthesis. *J. Catal.* **1990**, *121*, 375–385. (b) Boellaard, E.; van der Kraan, A. M.; Sommen, A. B. P.;

- Hoebink, J. H. B. J.; Marin, G. B.; Geus, J. W. Behaviour of cyanide-derived $\text{Cu}_4\text{Fe}/\text{Al}_2\text{O}_3$ catalysts during Fischer–Tropsch synthesis. *Appl. Catal., A* **1999**, *179*, 175–187.
- (8) Chakraborty, A.; Kinney, R. G.; Krause, J. A.; Guan, H. Cooperative Iron–Oxygen–Copper Catalysis in the Reduction of Benzaldehyde under Water–Gas Shift Reaction Conditions. *ACS Catal.* **2016**, *6*, 7855–7864.
- (9) Karunananda, M. K.; Mankad, N. P. E-Selective Semi-Hydrogenation of Alkynes by Heterobimetallic Catalysis. *J. Am. Chem. Soc.* **2015**, *137*, 14598–14601.
- (10) Bagherzadeh, S.; Mankad, N. P. Catalyst Control of Selectivity in CO_2 Reduction Using a Tunable Heterobimetallic Effect. *J. Am. Chem. Soc.* **2015**, *137*, 10898–10901.
- (11) (a) Parmelee, S. R.; Mazzacano, T. J.; Zhu, Y.; Mankad, N. P.; Keith, J. A. A Heterobimetallic Mechanism for C–H Borylation Elucidated from Experimental and Computational Data. *ACS Catal.* **2015**, *5*, 3689–3699. (b) Mazzacano, T. J.; Mankad, N. P. Base Metal Catalysts for Photochemical C–H Borylation That Utilize Metal–Metal Cooperativity. *J. Am. Chem. Soc.* **2013**, *135*, 17258–17261. (c) Mankad, N. P. Non-precious metal catalysts for C–H borylation enabled by metal–metal cooperativity. *Synlett* **2014**, *25*, 1197–1201.
- (12) Jayarathne, U.; Parmelee, S. R.; Mankad, N. P. Small molecule activation chemistry of Cu–Fe heterobimetallic complexes toward CS_2 and N_2O . *Inorg. Chem.* **2014**, *53*, 7730–7737.
- (13) Panda, N.; Jena, A. K. Cu/Fe-Catalyzed Carbon–Carbon and Carbon–Heteroatom Cross-Coupling Reactions. *Organic Chem. Curr. Res.* **2015**, *04*, 130.
- (14) Evans, P. R. Scaling and assessment of data quality. *Acta Crystallogr., Sect. D: Biol. Crystallogr.* **2006**, *62*, 72–82.
- (15) Batty, T. G. G.; Kontogiannis, L.; Johnson, O.; Powell, H. R.; Leslie, A. G. W. *iMOSFLM*: a new graphical interface for diffraction-image processing with. *Acta Crystallogr., Sect. D: Biol. Crystallogr.* **2011**, *67*, 271–281.
- (16) Spek, A. L. *PLATON, A Multipurpose Crystallographic Tool*; Utrecht University, Utrecht, The Netherlands, 2006.
- (17) Sheldrick, G. M. Crystal structure refinement with SHELXL. *Acta Crystallogr., Sect. C: Struct. Chem.* **2015**, *71*, 3–8.
- (18) (a) Shul'pin, G. B. Metal-catalysed hydrocarbon oxygenations in solutions: the dramatic role of additives: a review". *J. Mol. Catal. A: Chem.* **2002**, *189*, 39–66. (b) Shul'pin, G. B. Selectivity enhancement in functionalization of C–H bonds: A review. *Org. Biomol. Chem.* **2010**, *8*, 4217–4228. (c) Shul'pin, G. B. New Trends in Oxidative Functionalization of Carbon–Hydrogen Bonds: A Review". *Catalysts* **2016**, *6*, 50.
- (19) (a) Shul'pin, G. B.; Kozlov, Y. N.; Nizova, G. V.; Süß-Fink, G.; Stanislas, S.; Kitaygorodskiy, A.; Kulikova, V. S. «Oxidations by the reagent "O₂–H₂O₂–vanadium derivative–pyrazine-2-carboxylic acid" Part 12. Main features, kinetics and mechanism of alkane hydroperoxidation»". *J. Chem. Soc., Perkin Trans.* **2001**, 1351–1371. (b) Nesterov, D. S.; Chygorin, E. N.; Kokozay, V. N.; Bon, V. V.; Boča, R.; Kozlov, Y. N.; Shul'pina, L. S.; Jezierska, J.; Ozarowski, A.; Pombeiro, A. J. L.; Shul'pin, G. B. Heterometallic $\text{Co}^{\text{III}}_4\text{Fe}^{\text{III}}_2$ Schiff Base Complex: Structure, Electron Paramagnetic Resonance, and Alkane Oxidation Catalytic Activity. *Inorg. Chem.* **2012**, *51*, 9110–9122.
- (20) (a) Bantreil, X.; Fleith, C.; Martinez, J.; Lamaty, F. Copper-Catalyzed Direct Synthesis of Benzamides from Alcohols and Amines. *ChemCatChem* **2012**, *4*, 1922–1925. (b) Azizi, K.; Karimi, M.; Nikbakht, F.; Heydari, A. Direct oxidative amidation of benzyl alcohols using EDTA@Cu(II) functionalized superparamagnetic nanoparticles. *Appl. Catal., A* **2014**, *482*, 336–343.
- (21) (a) Ghosh, S. C.; Ngiam, J. S. Y.; Seayad, A. M.; Tuan, D. T.; Johannes, C. W.; Chen, A. Tandem oxidative amidation of benzyl alcohols with amine hydrochloride salts catalysed by iron nitrate. *Tetrahedron Lett.* **2013**, *54*, 4922–4925. (b) Gaspa, S.; Porcheddu, A.; De Luca, L. Iron-catalysed oxidative amidation of alcohols with amines. *Org. Biomol. Chem.* **2013**, *11*, 3803–3807. (c) Bantreil, X.; Kanfar, N.; Gehin, N.; Golliard, E.; Ohlmann, P.; Martinez, J.; Lamaty, F. Iron-catalyzed benzamide formation. *Tetrahedron* **2014**, *70*, 5093–5099.
- (22) Wu, X.-F.; Sharif, M.; Pews-Davtyan, A.; Langer, P.; Ayub, K.; Beller, M. The First ZnII-Catalyzed Oxidative Amidation of Benzyl Alcohols with Amines under Solvent-Free Conditions. *Eur. J. Org. Chem.* **2013**, *2013*, 2783–2787.
- (23) (a) Bilyachenko, A. N.; Dronova, M. S.; Yalymov, A. I.; Lamaty, F.; Bantreil, X.; Martinez, J.; Bizet, C.; Shul'pina, L. S.; Korlyukov, A. A.; Arkhipov, D. E.; Levitsky, M. M.; Shubina, E. S.; Kirillov, A. M.; Shul'pin, G. B. Cage-like Copper(II) Silsesquioxanes: Transmetalation Reactions and Structural, Quantum Chemical, and Catalytic Studies. *Chem. - Eur. J.* **2015**, *21*, 8758–8770. (b) Bilyachenko, A. N.; Levitsky, M. M.; Yalymov, A. I.; Korlyukov, A. A.; Vologzhanina, A. V.; Kozlov, Y. N.; Shul'pina, L. S.; Nesterov, D. S.; Pombeiro, A. J. L.; Lamaty, F.; Bantreil, X.; Fetre, A.; Liu, D.; Martinez, J.; Long, J.; Larionova, J.; Guari, Y.; Trigub, A. L.; Zubavichus, Y. V.; Golub, I. E.; Filippov, O. A.; Shubina, E. S.; Shul'pin, G. B. A heterometallic (Fe_6Na_8) cage-like silsesquioxane: synthesis, structure, spin glass behavior and high catalytic activity. *RSC Adv.* **2016**, *6*, 48165–48180. (c) Yalymov, A.; Bilyachenko, A.; Levitsky, M.; Korlyukov, A.; Khrustalev, V.; Shul'pina, L.; Dorovatovskii, P.; Es'kova, M.; Lamaty, F.; Bantreil, X.; Villemejeanne, B.; Martinez, J.; Shubina, E.; Kozlov, Y.; Shul'pin, G. High Catalytic Activity of Heterometallic (Fe_6Na_7 and Fe_6Na_6) Cage Silsesquioxanes in Oxidations with Peroxides. *Catalysts* **2017**, *7*, 101–118.
- (24) For example, see: (a) Vinogradov, M. M.; Kozlov, Yu. N.; Bilyachenko, A. N.; Nesterov, D. S.; Shul'pina, L. S.; Zubavichus, Ya. V.; Pombeiro, A. J. L.; Levitsky, M. M.; Yalymov, A. I.; Shul'pin, G. B. Alkane oxidation with peroxides catalyzed by cage-like copper(II) silsesquioxanes. *New J. Chem.* **2015**, *39*, 187–199. (b) Bilyachenko, A. N.; Kulakova, A. N.; Levitsky, M. M.; Petrov, A. A.; Korlyukov, A. A.; Shul'pina, L. S.; Khrustalev, V. N.; Dorovatovskii, P. V.; Vologzhanina, A. V.; Tsareva, U. S.; Golub, I. E.; Gulyaeva, E. S.; Shubina, E. S.; Shul'pin, G. B. Unusual Tri-, Hexa-, and Nonanuclear Cu(II) Cage Methylsilsesquioxanes: Synthesis, Structures, and Catalytic Activity in Oxidations with Peroxides. *Inorg. Chem.* **2017**, *56*, 4093–4103. (c) Bilyachenko, A. N.; Kulakova, A. N.; Levitsky, M. M.; Korlyukov, A. A.; Khrustalev, V. N.; Vologzhanina, A. V.; Titov, A. A.; Dorovatovskii, P. V.; Shul'pina, L. S.; Lamaty, F.; Bantreil, X.; Villemejeanne, B.; Ruiz, C.; Martinez, J.; Shubina, E. S.; Shul'pin, G. B. Ionic Complexes of Tetra- and Nonanuclear Cage Copper(II) Phenylsilsesquioxanes: Synthesis and High Activity in Oxidative Catalysis. *ChemCatChem* **2017**, DOI: [10.1002/cctc.201701063](https://doi.org/10.1002/cctc.201701063). (d) Bilyachenko, A. N.; Kulakova, A. N.; Shul'pina, L. S.; Levitsky, M. M.; Korlyukov, A. A.; Khrustalev, V. N.; Zubavichus, Y. V.; Dorovatovskii, P. V.; Tsareva, U. S.; Shubina, E. S.; Petrov, A. A.; Vorontsov, N. V.; Shul'pin, G. B. Family of penta- and hexanuclear metallasilsesquioxanes: Synthesis, structure and catalytic properties in oxidations. *J. Organomet. Chem.* **2018**, DOI: [10.1016/j.jorganchem.2017.10.033](https://doi.org/10.1016/j.jorganchem.2017.10.033).