



HAL
open science

Synthetic Studies on Hemicalide: Development of a Convergent Approach toward the C1–C25 Fragment

Geoffroy Sorin, Etienne Fleury, Christine Tran, Elise Prost, Nicolas Molinier, François Sautel, Georges Massiot, Simon Specklin, Christophe Meyer, Janine Cossy, et al.

► **To cite this version:**

Geoffroy Sorin, Etienne Fleury, Christine Tran, Elise Prost, Nicolas Molinier, et al.. Synthetic Studies on Hemicalide: Development of a Convergent Approach toward the C1–C25 Fragment. *Organic Letters*, 2013, 15 (18), pp.4734-4737. 10.1021/ol402077e . hal-02370568

HAL Id: hal-02370568

<https://hal.science/hal-02370568>

Submitted on 14 Oct 2021

HAL is a multi-disciplinary open access archive for the deposit and dissemination of scientific research documents, whether they are published or not. The documents may come from teaching and research institutions in France or abroad, or from public or private research centers.

L'archive ouverte pluridisciplinaire **HAL**, est destinée au dépôt et à la diffusion de documents scientifiques de niveau recherche, publiés ou non, émanant des établissements d'enseignement et de recherche français ou étrangers, des laboratoires publics ou privés.

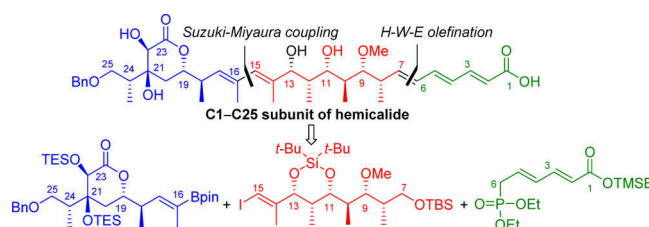
Synthetic Studies on Hemicalide: Development of a Convergent Approach toward the C1 – C25 Fragment

Geoffroy Sorin,[†] Etienne Fleury,[†] Christine Tran,[†] Elise Prost,[†] Nicolas Molinier,[‡]
François Sautel,[‡] Georges Massiot,[‡] Simon Specklin,[§] Christophe Meyer,[§]
Janine Cossy,[§] Marie-Isabelle Lannou,[†] and Janick Ardisson^{*,†}

Faculté de Pharmacie, Université Paris Descartes, CNRS UMR 8638, 4 avenue de l'observatoire, 75270 Paris Cedex 06, France, CNRS–Pierre Fabre USR 3388, Centre de Recherche & Développement Pierre Fabre, 3 avenue Hubert Curien, 31035 Toulouse Cedex 01, France, and Laboratoire de Chimie Organique, ESPCI ParisTech, CNRS UMR 7084, 10 rue Vauquelin, 75231 Paris Cedex 05, France

janick.ardisson@parisdescartes.fr

ABSTRACT



Synthetic studies on hemicalide, a recently isolated marine natural product displaying highly potent antiproliferative activity and a unique mode of action, have highlighted a reliable Horner–Wadsworth–Emmons olefination to create the C6–C7 alkene and a remarkable efficient Suzuki–Miyaura coupling to form the C15–C16 bond, resulting in the development of a convergent approach toward the C1–C25 fragment.

The identification of structurally new and highly potent bioactive lead compounds from marine sources has become an active area of research.¹ Although it could offer considerable promise, investigations into the deep sea environment remain rather scarce. Recently, researchers of the CNRS–Pierre Fabre Laboratories joint unit in association with the Institut de Recherche pour le Développement (IRD) collected the marine sponge *Hemimycale* sp. in deep water around the Torres Islands (Vanuatu). Bioassay-guided fractionation led to the isolation of the new complex polyketide hemicalide **1** as a potent mitotic blocker which displays high antiproliferative potency against a panel of human cancer cell lines at subnanomolar concentrations.² Additionally, the initially

conducted immuno-cytochemistry studies indicated that this compound acted by a unique mechanism that involved the destabilization of the α/β microtubule network. The planar structure of hemicalide **1**, which was assigned by extensive NMR studies, indicated a 46 carbon atom backbone comprised of 21 stereocenters and several remarkable structural elements: a conjugated trienic acid (C1–C7), a six-carbon polypropionate motif (C8–C13), a conjugated diene (C14–C17), and α,β -dihydroxy (C19–C23) as well as α -hydroxy (C37–C41) δ -lactones. Due to the extremely limited supply of hemicalide (less than 1 mg was isolated), neither derivatization nor degradation experiments could be carried out and the configuration of the stereocenters was not assigned. Intrigued by the architectural complexity and promising bioactivity of hemicalide, we embarked on determining the relative configuration and the total synthesis of this natural product. In previous work, a careful comparison of the NMR data of appropriate diastereomeric model compounds with those of hemicalide allowed us to assign the relative configuration of the C8–C13 subunit³ as well as the α,β -dihydroxy δ -lactone

[†] Université Paris Descartes.

[‡] CNRS–Pierre Fabre USR 3388.

[§] ESPCI ParisTech.

(1) For a recent review on marine natural products, see: Blunt, J. W.; Copp, B. R.; Keyzers, R. A.; Munro, M. H. G.; Prinsep, M. R. *Nat. Prod. Rep.* **2013**, *30*, 237–323.

(2) Carletti, I.; Massiot, G.; Debitus, C. WO 2011/051380A1 patent, 2011.

(C19–C23) bearing adjacent methyl-substituted stereocenters (C18 and C24) (Figure 1).^{4,5} Herein, we report the results of our ongoing synthetic studies on hemicalide which have enabled us to discover appropriate coupling reactions that have enabled us to assemble three key subunits of the natural product of value for a convergent approach toward the C1–C25 fragment.

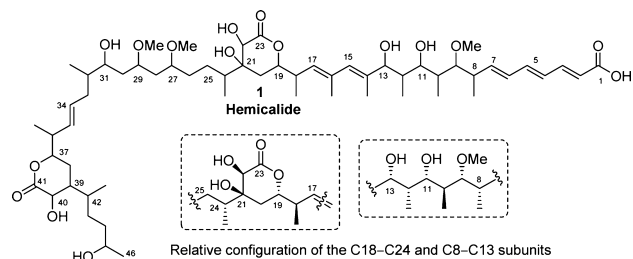
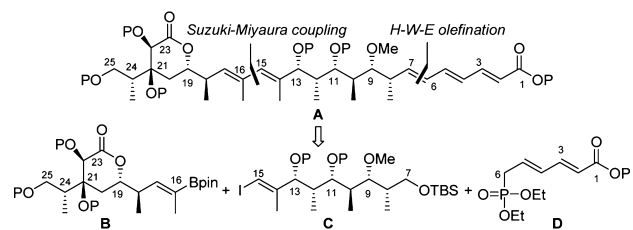


Figure 1. Structure of hemicalide **1** and relative configurations of the C8–C13 and C18–C24 subunits.

With the goal of devising a convergent strategy toward the C1–C25 subunit of hemicalide, two key disconnection points were identified. As illustrated for one putative diastereomer **A**, formation of the C15–C16 bond was envisaged by a Suzuki–Miyaura coupling between a trisubstituted alkenylboronate at C16 and a trisubstituted alkenyl iodide at C15 whereas formation of the C6–C7 olefin would be accomplished by a Horner–Wadsworth–Emmons (H–W–E) olefination. Therefore, the synthesis of the C1–C25 fragment of hemicalide was planned from three key subunits: phosphonate **D** incorporating a (*E,E*)-dienoate (C1–C6), alkenyl iodide **C** (C7–C15) containing six stereocenters, and alkenyl boronate **B** comprising the α,β -dihydroxy δ -lactone moiety (C16–C25) (Scheme 1).

Scheme 1. Retrosynthetic Analysis of the C1–C25 Subunit A



Synthesis of the C16–C25 subunit **B** was investigated first. In our previously described synthetic approach to a model compound for the C17–C25 subunit of hemicalide

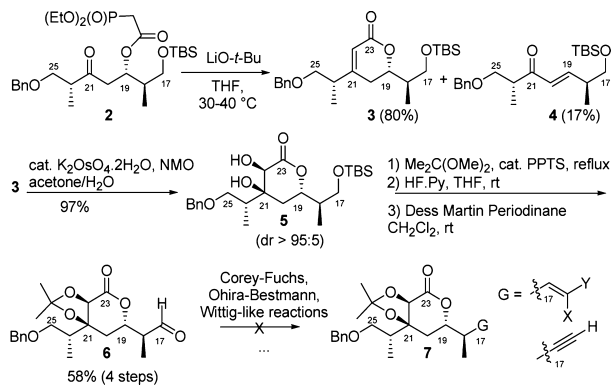
(3) Fleury, E.; Lannou, M.-I.; Bistri, O.; Sautel, F.; Massiot, G.; Pancrazi, A.; Ardisson, J. *J. Org. Chem.* **2009**, *74*, 7034–7045.

(4) Fleury, E.; Sorin, G.; Prost, E.; Pancrazi, A.; Sautel, F.; Massiot, G.; Lannou, M.-I.; Ardisson, J. *J. Org. Chem.* **2013**, *78*, 855–864.

(5) It is worth noting that the relative configuration of the C8–C13 subunit of hemicalide was later confirmed by Goodman and Smith using Gauge-Inducing-Atomic-Orbital (GIAO) NMR calculations: Smith, S. G.; Goodman, J. M. *J. Am. Chem. Soc.* **2010**, *132*, 12946–12959.

(**5**), the *cis*-1,2-diol at C21, C22 was installed by dihydroxylation of an α,β -unsaturated δ -lactone **3** which in turn arose from an intramolecular H–W–E olefination of the keto-phosphonate **2**.⁴ Despite considerable optimization, β -elimination leading to enone **4** unavoidably took place as a side reaction (17%). Another matter of concern was that aldehyde **6**, generated from compound **5**, could not be successfully engaged in a dibromomethylenation or a Wittig-type reaction and underwent decomposition instead (Scheme 2).

Scheme 2. Previous Synthesis of δ -Lactone Model 5



Due to the difficulties encountered in the carbon chain extension of aldehyde **6** at C17, a new strategy was devised wherein an appropriate precursor of the C16–C17 trisubstituted (*E*)-alkene was present before construction of the lactone core. Thus, aldehyde (*R*)-**8** possessing a trisubstituted alkenyl bromide, readily available from an (*S*)-Roche ester,⁶ was engaged in a Dias allylation with the chiral allylsilane (*S*)-**9** (prepared from (*R*)-Roche ester).⁴ The reaction proceeded with high diastereoselectivity (*dr* > 95:5), and the resulting homoallylic alcohol **10** was isolated in 62% yield as a 85:15 mixture of corresponding (*E*) and (*Z*) diastereomers. After acylation of the hydroxy group with bromoacetyl bromide, the presence of the trisubstituted vinylic bromide allowed for the chemoselective ozonolysis of the *exo*-methylene group⁷ to provide ketone **11** albeit in moderate yield (50%). Interestingly, as an alternative approach, an aldol reaction involving methyl ketone **12** as a partner (prepared from (*R*)-Roche ester) was examined.⁸ Addition of the titanium enolate derived from **12** to aldehyde (*R*)-**8** proceeded with satisfying diastereoselectivity (*dr* = 90:10) and led to compound **11** (73%) after acylation of the hydroxy group at C19 with bromoacetyl bromide, thereby avoiding the

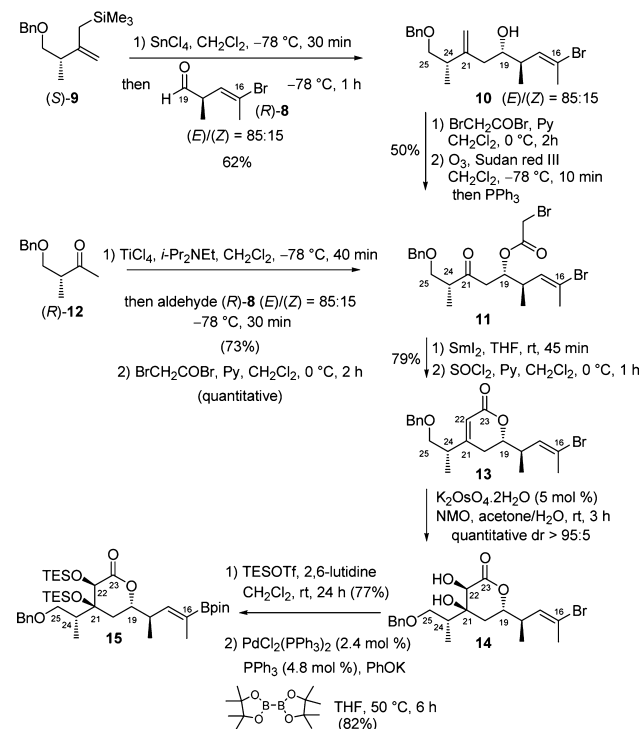
(6) In our hands, the alcohol precursor of aldehyde (*R*)-**8** was obtained as an inseparable mixture of the two corresponding (*E*) and (*Z*) olefins (*dr* = 85:15). (a) Cho, C.-G.; Kim, W.-S.; Smith, A. B., III. *Org. Lett.* **2005**, *7*, 3569–3572. (b) Andrus, M. B.; Li, W.; Keyes, R. F. *J. Org. Chem.* **1997**, *62*, 5542–5549.

(7) (a) Prior, W. A.; Giamalva, D.; Church, D. F. *J. Am. Chem. Soc.* **1983**, *105*, 6858–6861. (b) Paterson, I.; Paquet, T.; Dalby, S. M. *Org. Lett.* **2011**, *13*, 4398–4401.

(8) Zambrana, J.; Romea, P.; Urpi, F.; Lujan, C. *J. Org. Chem.* **2011**, *76*, 8575–8587.

previous ozonolysis step. At this stage, a SmI₂-induced intramolecular Reformatsky reaction, proceeding under neutral conditions,⁹ followed by dehydration, provided a remarkably efficient entry to the α,β -unsaturated δ -lactone **13** (79%). Subsequent chemo- and diastereoselective *syn*-dihydroxylation afforded δ -lactone **14** in quantitative yield and excellent diastereoselectivity (dr > 95:5) (Scheme 3).¹⁰

Scheme 3. Synthesis of the C16–C25 Subunit **15**



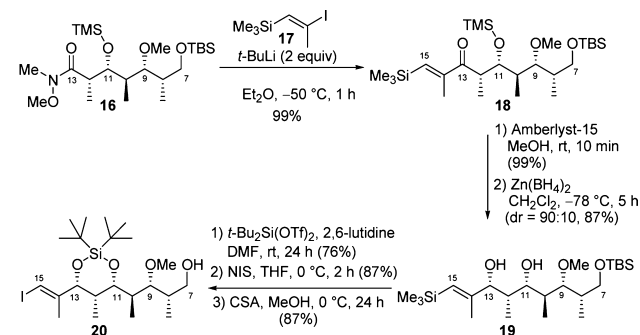
Protection of the 1,2-diol as a bis-triethylsilyl ether (77%)¹¹ followed by a palladium-catalyzed borylation of the trisubstituted alkenyl bromide **14** with bis(pinacolato)-diboron¹² eventually delivered, in 82% yield, the trisubstituted (*E*)-alkenylboronate **15** armed for further functionalization at both termini.

The preparation of the C16–C25 fragment has been achieved in 7 steps from methyl ketone **12**, implying a total of 10 steps from the (*R*)-Roche ester (24% overall yield).

The synthesis of the C7–C15 subunit **C** was then undertaken from Weinreb amide **16**. We have previously described the preparation of this latter compound from the (*S*)-Roche ester by iterative aldol reactions, during the synthesis of model compounds for the assignment of the relative configuration of the C8–C13 subunit.³ Addition of the

organolithium generated from the (*E*)-alkenyl iodide **17**¹³ to Weinreb amide **16** afforded β -silylenone **18** in almost quantitative yield (99%). Cleavage of the TMS ether at C11 led to a β -hydroxyketone which underwent diastereoselective reduction with Zn(BH₄)₂ (dr = 90:10) to afford the *syn*-1,3-diol **19** (87%) (Scheme 4).¹⁴

Scheme 4. Synthesis of the C7–C16 Subunit **20**



The choice of the protecting groups for 1,3-diol **19** was crucial. When **19** was protected as di-TES ether, subsequent iododesilylation under standard conditions did not readily proceed. Use of a cyclic ketal proved to be essential to perform this reaction. As the acidic removal of acetonide at the end of the synthesis could be problematic,¹⁵ it became apparent that the most successful route would involve protection of **19** as a di-(*tert*-butyl)-silylene ketal, with final deprotection with fluoride sources under mild conditions.^{16,17} Thereby, after protection of **19** as a cyclic silylene ketal, iododesilylation, and chemoselective cleavage of the TBS ether at C7, the (*E*)-alkenyl iodide **20** corresponding to the C7–C16 subunit of hemicalide was obtained (6 steps from Weinreb amide **16**, 49% overall yield) (Scheme 4).

As the preparation of phosphonate **21**, corresponding to the C1–C6 subunit **D**, has been previously achieved from 2-trimethylsilylethyl sorbate using a chemoselective cross-metathesis with allyl bromide followed by an Arbuzov reaction,³ the assembly of the three subunits **B**, **C**, and **D** was investigated.

The primary alcohol **20** was oxidized with Dess-Martin periodinane (DMP), and aldehyde **21** was engaged in an H–W–E olefination with the lithium salt of phosphonate **22** (Scheme 5). The resulting (*E,E,E*)-triene **23** was obtained

(9) (a) Molander, G. A.; Etter, J. B. *J. Am. Chem. Soc.* **1987**, *109*, 6556–6558. (b) Molander, G. A.; Brown, G. A.; Storch de Gracia, I. *J. Org. Chem.* **2002**, *67*, 3459–3463.

(10) As for lactone **5**,⁴ the relative configuration of lactone **14** was confirmed by NOESY (see Supporting Information).

(11) At this stage, the benzyl ether at C25 can be cleaved in high yield in the presence of DDQ (CH₂Cl₂, reflux) which may be useful to achieve coupling with the C26–C46 subunit.

(12) Matsumura, D.; Takarabe, T.; Toda, T.; Hayamizu, T.; Sawamura, K.; Takao, K.-i.; Tadano, K.-i. *Tetrahedron* **2011**, *67*, 6730–6745.

(13) Nicolaou, K. C.; Piscopio, A. D.; Bertinato, P.; Chakraborty, T. K.; Minowa, N.; Koide, K. *Chem.—Eur. J.* **1995**, *1*, 318–333.

(14) The relative configuration of the C13 stereocenter was confirmed by examination of the ¹³C NMR spectrum of **19**. A characteristic low ¹³C NMR chemical shift ($\delta = 4.1$ ppm) was noticed for the sole C12 methyl group; this value is consistent with a *syn-syn* stereotriad (see Supporting Information). (a) Hoffmann, R. W.; Weidmann, U. *Chem. Ber.* **1985**, *118*, 3980–3992. (b) See ref 3.

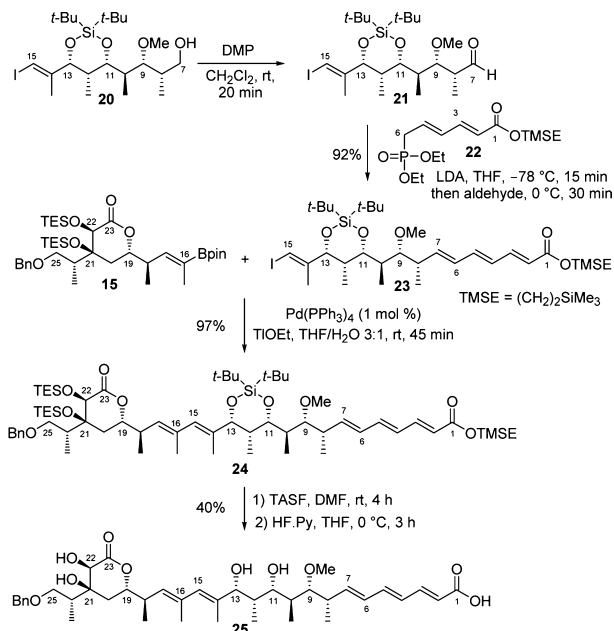
(15) Bock, M.; Dehn, R.; Kirschning, A. *Angew. Chem., Int. Ed.* **2008**, *47*, 9134–9137.

(16) Collobert, F.; Choppin, S.; Ferreiro-Mederos, L.; Obringer, M.; Luengo Arratza, S.; Urbano, A.; Carreno, M. C. *Org. Lett.* **2007**, *9*, 4451–4454.

(17) Baker, T. M.; Edmonds, D. J.; Hamilton, D.; O'Brien, C. J.; Procter, D. J. *Angew. Chem., Int. Ed.* **2008**, *47*, 5631–5633.

in excellent yield (92%), and the alkenyl iodide at C15 underwent a remarkably smooth Suzuki–Miyaura coupling with the previously synthesized alkenyl pinacol boronate **15** (C16–C25 subunit), catalyzed by Pd(PPh₃)₄ and in the presence of aqueous TIOEt as the base.¹⁸ Under these conditions, compound **24** possessing the desired trisubstituted (*E,E*)-C14–C17 diene of hemicalide was isolated in very high yield (97%) (Scheme 5).

Scheme 5. Synthesis of the C1–C25 Subunit of Hemicalide **25**



Based on our selection of silyl protecting groups, the final deprotection could be accomplished in two steps using tris(dimethylamino)sulfonium difluoro trimethyl silicate (TASF) (DMF, rt) to cleave the TES ethers and the 2-trimethylsilyl ester first, and then buffered HF·Py was

(18) (a) Miyaura, N.; Yamada, K.; Suginome, H.; Suzuki, A. *J. Am. Chem. Soc.* **1985**, *107*, 972–980. (b) Ghidui, V. P.; Wang, J.; Wu, B.; Liu, Q.; Jacobs, A.; Marnett, L. J.; Sulikowski, G. A. *J. Org. Chem.* **2008**, *73*, 4949–4955. (c) Wu, B.; Liu, Q.; Sulikowski, G. A. *Angew. Chem., Int. Ed.* **2004**, *43*, 6673–6675. (d) Francais, A.; Leyva, A.; Etxebarria-Jardi, G.; Ley, S. V. *Org. Lett.* **2010**, *12*, 340–343.

utilized to deprotect the 1,3-diol at C11,C13 (Scheme 5). The synthesis of compound **25** corresponding to one putative stereoisomer of the C1–C25 fragment of hemicalide was thus successfully completed.

It was interesting to compare the NMR spectroscopic data of hemicalide with those of compound **25** which should constitute one of the two possible diastereomers of the C1–C25 subunit based on our previous stereochemical assignment studies.^{3,4,19} Since the natural product was isolated as a carboxylate salt, significant chemical shift differences were observed in the trienic region (for H3 and carbons C1–C7), as previously noted.³ For the C8–C24 segment, the ¹H and ¹³C NMR chemical shifts of compound **25** were in good agreement with those of hemicalide ($|\Delta\delta| \leq 0.12$ ppm and $|\Delta\delta| \leq 1.2$ ppm, respectively). In particular, differences were insignificant in the C8–C17 region, but the presence of a benzyl ether at C25 in compound **25** does not obviously allow for a more relevant comparison with the natural product at this stage.

In conclusion, we have developed a highly convergent approach to one possible diastereomer of the C1–C25 subunit of hemicalide. The strategy relies on formation of the C6–C7 olefin by an H–W–E olefination and creation of the C15–C16 bond by a Suzuki–Miyaura coupling. Our results demonstrate the remarkable efficiency of the Suzuki–Miyaura coupling for construction of the C14–C17 conjugated diene of hemicalide with highly functionalized partners and strongly encourage its use as a possible endgame in the synthesis of hemicalide (or stereoisomers), a program currently underway in our laboratories.

Acknowledgment. We thank Pierre Fabre Laboratories and the CNRS for a doctoral fellowship for E.F. and the CNRS for postdoctoral fellowships for G.S. and S.S.

Supporting Information Available. Experimental procedures and full analyses of ¹³C and ¹H NMR spectra for all compounds. This material is available free of charge via the Internet at <http://pubs.acs.org>.

(19) Tables of comparison are provided in the Supporting Information.

The authors declare no competing financial interest.