



HAL
open science

Sign singularity of the local energy transfer in space plasma turbulence

L. Sorriso-Valvo, Gaetano de Vita, Federico Fraternali, Alexandre Gurchumelia, S. Perri, Giuseppina Nigro, F. Catapano, Alessandro Retinò, Christopher H. K. Chen, E. Yordanova, et al.

► To cite this version:

L. Sorriso-Valvo, Gaetano de Vita, Federico Fraternali, Alexandre Gurchumelia, S. Perri, et al.. Sign singularity of the local energy transfer in space plasma turbulence. *Journal of Geophysical Research Space Physics*, 2019, 7, pp.108. 10.3389/fphy.2019.00108 . hal-02368223

HAL Id: hal-02368223

<https://hal.science/hal-02368223>

Submitted on 5 Mar 2024

HAL is a multi-disciplinary open access archive for the deposit and dissemination of scientific research documents, whether they are published or not. The documents may come from teaching and research institutions in France or abroad, or from public or private research centers.

L'archive ouverte pluridisciplinaire **HAL**, est destinée au dépôt et à la diffusion de documents scientifiques de niveau recherche, publiés ou non, émanant des établissements d'enseignement et de recherche français ou étrangers, des laboratoires publics ou privés.



Sign Singularity of the Local Energy Transfer in Space Plasma Turbulence

Luca Sorriso-Valvo^{1,2*}, Gaetano De Vita², Federico Fraternali³, Alexandre Guruchumelia⁴, Silvia Perri⁵, Giuseppina Nigro⁵, Filomena Catapano⁶, Alessandro Retinò⁷, Christopher H. K. Chen⁸, Emiliya Yordanova⁹, Oreste Pezzi^{10,11}, Khatuna Chargazia^{4,12}, Oleg Kharshiladze⁴, Diana Kvaratskhelia^{4,13}, Christian L. Vásconez¹, Raffaele Marino¹⁴, Olivier Le Contel⁷, Barbara Giles¹⁵, Thomas E. Moore¹⁵, Roy B. Torbert¹⁶ and James L. Burch¹⁷

¹ Departamento de Física, Escuela Politécnica Nacional, Quito, Ecuador, ² Istituto per la Scienza e Tecnologia dei Plasmi (ISTP), Consiglio Nazionale delle Ricerche, Bari, Italy, ³ Dipartimento di Scienza Applicata e Tecnologia, Politecnico di Torino, Turin, Italy, ⁴ M. Nodia Institute of Geophysics, Iv. Javakishvili Tbilisi State University, Tbilisi, Georgia, ⁵ Dipartimento di Fisica, Università della Calabria, Rende, Italy, ⁶ Serco Italia for ESA-ESRIN, Frascati, Italy, ⁷ LPP-CNRS/Ecole Polytechnique/Sorbonne Université, Paris, France, ⁸ School of Physics and Astronomy, Queen Mary University of London, London, United Kingdom, ⁹ Swedish Institute of Space Physics, Uppsala, Sweden, ¹⁰ Gran Sasso Science Institute, L'Aquila, Italy, ¹¹ INFN/Laboratori Nazionali del Gran Sasso, Assergi, Italy, ¹² I. Vekua Institute of Applied Mathematics, Iv. Javakishvili Tbilisi State University, Tbilisi, Georgia, ¹³ Sokhumi State University, Tbilisi, Georgia, ¹⁴ Laboratoire de Mécanique des Fluides et d'Acoustique, CNRS, École Centrale de Lyon, Université Claude Bernard Lyon, INSA de Lyon, Écully, France, ¹⁵ NASA, Goddard Space Flight Center, Greenbelt, MD, United States, ¹⁶ Space Science Center, University of New Hampshire, Durham, NH, United States, ¹⁷ Southwest Research Institute, San Antonio, TX, United States

OPEN ACCESS

Edited by:

Alexandros Chasapis,
University of Delaware, United States

Reviewed by:

Annick Pouquet,
University of Colorado Boulder,
United States
Wieslaw Marian Macek,
Space Research Center (PAN), Poland

*Correspondence:

Luca Sorriso-Valvo
lucasorriso@gmail.com

Specialty section:

This article was submitted to
Space Physics,
a section of the journal
Frontiers in Physics

Received: 30 May 2019

Accepted: 11 July 2019

Published: 20 August 2019

Citation:

Sorriso-Valvo L, De Vita G, Fraternali F, Guruchumelia A, Perri S, Nigro G, Catapano F, Retinò A, Chen CHK, Yordanova E, Pezzi O, Chargazia K, Kharshiladze O, Kvaratskhelia D, Vásconez CL, Marino R, Le Contel O, Giles B, Moore TE, Torbert RB and Burch JL (2019) Sign Singularity of the Local Energy Transfer in Space Plasma Turbulence. *Front. Phys.* 7:108. doi: 10.3389/fphy.2019.00108

In weakly collisional space plasmas, the turbulent cascade provides most of the energy that is dissipated at small scales by various kinetic processes. Understanding the characteristics of such dissipative mechanisms requires the accurate knowledge of the fluctuations that make energy available for conversion at small scales, as different dissipation processes are triggered by fluctuations of a different nature. The scaling properties of different energy channels are estimated here using a proxy of the local energy transfer, based on the third-order moment scaling law for magnetohydrodynamic turbulence. In particular, the sign-singularity analysis was used to explore the scaling properties of the alternating positive-negative energy fluxes, thus providing information on the structure and topology of such fluxes for each of the different type of fluctuations. The results show the highly complex geometrical nature of the flux, and that the local contributions associated with energy and cross-helicity non-linear transfer have similar scaling properties. Consequently, the fractal properties of current and vorticity structures are similar to those of the Alfvénic fluctuations.

Keywords: turbulence, dissipation, space plasmas, magnetosphere, singularity

1. INTRODUCTION

The dynamics of space plasmas is characterized by a broad variety of complex processes that include turbulence, instabilities, and several mechanisms of particle-radiation interaction. Such processes are intrinsically connected across multiple scales. For example, the energy associated with large-scale structures and instabilities is transported toward smaller and smaller scales through a turbulent cascade due to the non-linear interactions among magnetic and velocity fluctuations, throughout the so-called inertial range that may span one to more than three decades in scales [1–3]. When the energy reaches scales of the order of or smaller than the typical ion and electron scales (e.g., the proton Larmor radius or inertial length), a different turbulent cascade occurs [4, 5].

At those scales, weakly collisional plasma kinetic processes arise, such as non-linear damping of waves, kinetic instabilities, particle collisions, and magnetic reconnection, that convert the energy stored in the field fluctuations into particle energization and acceleration, and plasma heating [6–11].

Past theoretical, experimental and numerical attempts to describe these processes have focused mostly on simplified, idealized conditions. However, in recent years there is an increasing interest in their cross-scale, interwoven nature. Multi-spacecraft and high resolution measurements in the solar wind and in the terrestrial magnetosphere [12, 13] have provided evidence of such interconnection [14]. The increasing performance of numerical simulations has also allowed processes on several scales to be examined, and therefore to highlight their relationship [15–24]. Theoretical efforts are also being carried out in order to highlight the specific processes governing the energy exchange between ranges associated to different regimes [25–27]. In this framework, the local, fine-scale details of the turbulent energy cascade acquire new importance, as the specific characteristics of the fluctuations carrying energy to the kinetic scales can be associated with different plasma processes [11, 28, 29].

Recent analysis has revealed that the temperature and energized particles are enhanced in the proximity of current sheets [30–34] or of locations of concentration of turbulent energy [27, 35]. The local, fine details of the energy transfer process in the turbulent cascade may therefore play a fundamental role in the activation of those plasma kinetic processes that are believed to be responsible for energy conversion, usually (and loosely) referred to as dissipation. In numerical simulations specific techniques, mostly based on Fourier-space filtering, have been developed to achieve a detailed description of the energy transfer [36–38]. However, the limitations arising from the one-dimensional nature of spacecraft sampling require the introduction of approximated quantities. A simple example is provided by the normalized magnitude of the small-scale magnetic field fluctuations, basically locating current sheets and similar magnetic structures. Techniques known as local intermittency measure (LIM) [39] and partial variance of increments (PVI) [40] were extensively used in the last decades. A more informative proxy, called local energy transfer (LET), is based on the third-order scaling law for turbulent plasmas [41], and carries information about the nature of the fluctuations transporting the energy to small scales [29]. For example, the use of this proxy allowed the identification of specific ion features, such as beams, where the alignment between small-scale magnetic field and velocity fluctuations was dominating. This suggested non-linear resonance between Alfvénic fluctuations and particles as a possible mechanism for the generation of those beams [29].

In this article, the topological properties of the energy flow channels are examined. Measurements from the solar wind and from different regions of the terrestrial magnetosphere are studied by means of sign-singularity analysis. The results show the presence of interwoven positive-negative energy flux, allowing estimation of the typical fractal dimension of the structures, and eventually the role of their different components,

in the turbulent cascade and, therefore, on feeding small-scale dissipative processes. Section 2 describes the proxy used in this work and the cancellation analysis technique. In section 3 we describe the data used. Section 4 provides a description of the results and the comparison between different data sets. Finally, the results are briefly discussed in section 4.

2. METHODS

2.1. A Proxy of the Local Energy Transfer in Turbulence

The fluctuations observed in magnetohydrodynamic plasma turbulence have been shown to follow the Politano-Pouquet law [41]. This predicts the linear scaling of the mixed third-order moment of the fields fluctuations on the scale, when homogeneity, scale separation, isotropy, and time-stationarity are met. Using the Taylor hypothesis [42, 43] $\mathbf{r} = t\langle\mathbf{v}\rangle$ (necessary to transform space (\mathbf{r}) and time (t) arguments via the bulk speed $\langle\mathbf{v}\rangle$), the Politano-Pouquet law can be written as:

$$Y(\Delta t) = \langle\Delta v_l(|\Delta\mathbf{v}|^2 + |\Delta\mathbf{b}|^2) - 2\Delta b_l(\Delta\mathbf{v} \cdot \Delta\mathbf{b})\rangle = -\frac{4}{3}\langle\varepsilon\rangle\Delta t\langle v\rangle. \quad (1)$$

The mixed third-order moment $Y(\Delta t)$ is computed using the increments $\Delta\psi(t, \Delta t) = \psi(t + \Delta t) - \psi(t)$ of a field ψ (either the plasma velocity \mathbf{v} or the magnetic field $\mathbf{b} = \mathbf{B}/\sqrt{4\pi\rho}$ given in velocity units through the mass density ρ) across a temporal scale Δt , the subscript l indicating the longitudinal component, i.e., parallel to the bulk speed. The total energy flux given in Equation (1) is proportional to the mean energy transfer rate $\langle\varepsilon\rangle$. The Politano-Pouquet law describes the scaling of the small imbalance between positive and negative energy flux in the turbulent cascade, and is associated with the scale-dependent intrinsic asymmetry (skewness) of the turbulent fluctuations [1, 41]. The linear scaling (1) was robustly observed in numerical simulations [44–46], in the solar wind plasma [47–51], and in the terrestrial magnetosheath [52–54]. In order to attempt a description of the local energy flux from space data time series, the law (1) can be revisited without computing the average, thus giving a time series of the heuristic proxy of the local energy transfer rates (LET) at a given scale Δt , which can be estimated by computing the quantity:

$$\varepsilon^\pm(t, \Delta t) = -\frac{3}{4} \frac{\Delta v_l(|\Delta\mathbf{v}|^2 + |\Delta\mathbf{b}|^2) - 2\Delta b_l(\Delta\mathbf{v} \cdot \Delta\mathbf{b})}{\Delta t\langle v\rangle}. \quad (2)$$

This procedure neglects several contributions to the scaling, which in (1) are suppressed by averaging over a large sample, and therefore provides only a rough approximation of the actual local energy transfer rate [38, 55]. However, because of the intrinsic difficulty in estimating the neglected terms from one-dimensional data, this proxy can be used as a first degree approximation in space plasmas time series. The LET was previously used to determine heating regions in the interplanetary plasma [27] and on kinetic numerical simulations [35, 37].

The LET is composed of two additive terms, one associated with the magnetic and kinetic energy advected by the velocity

fluctuations, $\varepsilon_e = -3/(4\Delta t\langle v \rangle)[\Delta v_l(\Delta \mathbf{v}^2 + \Delta \mathbf{b}^2)]$, and the other with the cross-helicity coupled to the longitudinal magnetic fluctuations, $\varepsilon_c = -3/(4\Delta t\langle v \rangle)[-2\Delta b_l(\Delta \mathbf{v} \cdot \Delta \mathbf{b})]$ [27]. Such separation has been used to identify regions dominated by current and vorticity structures from regions dominated by coupled, Alfvénic fluctuations in the terrestrial magnetospheric boundary layer, revealing the presence of ion beams mostly associated with the small-scale Alfvénic fluctuations, and thus indicating a possible mechanism for the transfer of the turbulent energy to the particles [29]. Since the LET, as well as its two separated components, are signed quantities, it may be interesting to explore the scaling properties of the mixing of the positive and negative parts of the turbulent cascade. These may be related to the direction of the energy flow, although this interpretation is not supported by theoretical evidence. Moreover, unlike in the averaged Politano-Pouquet law, decoupling the sign dependence on scale and position is not trivial for the local proxy. Therefore, caution should be used in evaluating the physical meaning of the sign. However, it could still be associated to injection or removal of energy from specific locations and scales. It has been shown both in MHD [56] and in hydrodynamic flows [57] that a selective filter of the triads carrying the energy throughout the inertial range, as well as the absence of resonant triads in the anisotropic case in the presence of rotation and stratification [58], may lead to the modulation of an inverse cascade in fully developed three-dimensional turbulence. It would be thus interesting to investigate the nature of the sign of the local energy dissipation obtained with the proxy proposed here also by the implementation of shell models [59, 60].

Preliminary comparison between the proxy and more comprehensive estimates of the local energy transfer rate, performed using three-dimensional MHD numerical simulations [38], suggests good qualitative agreement (not shown) in terms of location of the larger transfer regions, although there are some discrepancies in the magnitude and fluctuation of the signed transfers that may relate to the approximated and unfiltered nature of the LET. For the purposes of this study, the proxy does not necessarily need to fully capture the turbulent energy flux, as it is rather related to the specific features of the plasma and field fluctuations that contribute to the actual energy flux.

The complexity of the energy flow across scales might carry information about the topology of the small-scale structures, and also specifically for their energy or cross-helicity contributions. This information can be useful to determine which dissipative processes are selectively activated by the turbulent cascade. In this work, we aim at providing such information, that will be obtained by means of the cancelation analysis, which is briefly described in the following section.

2.2. Sign Singularity and Cancelation Analysis

The properties of chaotic flows can be described through the singularity analysis of the field [61]. In particular, if a given field changes sign on arbitrarily small scale, its measure is called

sign singular [61]. The quantitative description of this singularity is important for the description of the topological properties (e.g., fractal dimension, filling factor...) of sign-defined (smooth) coherent structures, such as the ones emerging in intermittent, turbulent flows. A standard technique to estimate sign singularity is provided by the cancelation analysis, previously used to describe the scaling properties of MHD, Hall-MHD, and Vlasov-Maxwell turbulence in numerical simulations [44, 62–65] and in the current helicity in solar photospheric active regions [66–69].

Given a scalar field $f(\mathbf{r})$ with zero mean, defined on a d -dimensional domain $Q(L)$ of size L , its signed measure can be defined as the normalized field integrated over scale dependent subsets $Q(l) \subset Q(L)$ of size l ,

$$\mu(l) = \frac{\int_{Q(l)} d\mathbf{r} f(\mathbf{r})}{\int_{Q(l)} d\mathbf{r} |f(\mathbf{r})|}.$$

A coarse-graining of the domain provides an estimate of the sign-singularity of the measure by means of the scaling exponent κ (also called cancelation exponent) of the cancelation function, which is in turn defined as $\chi(l) = \sum_{Q_i(l)} |\mu_i(l)| \sim l^{-\kappa}$, the sum being intended over all disjoint subsets $Q_i(l)$ fully covering the domain $Q(L)$. In a chaotic field, positive and negative fluctuations cancel each other if the integral is performed over large subsets, resulting in a small signed measure at large scales. However, if the integration subset has the typical size of the smooth structures, cancelations are reduced and the signed measure is relatively larger. The scaling law of the cancelation function, as described by the cancelation exponent, can thus provide information on the field cancelations across the scales. Some specific values of the cancelation exponent can help to interpret the results. If the field is smooth, then the cancelation function does not depend on the scale, and $\kappa = 0$. If the field is homogeneous with random discontinuities, then cancelations are enhanced and $\kappa = d/2$. Values in between these two examples indicate the coexistence of random fluctuations and smooth structures, whose fractal dimension D is thus given by $\kappa = (d - D)/2$ [44]. The fractal dimension D provides information about the space filling and complexity of the structures carrying the energy to small scales, and might be related to the efficiency of the transport mechanism. In this study we will make use of κ and D as parameters to describe the topological properties of the different turbulent energy channels, and compare the results for the interplanetary space and the magnetosphere.

3. DATA

In order to study the cancelation properties of the local energy transfer rate proxy LET, and of its two components, we have selected two magnetospheric plasma intervals measured by the Magnetospheric Multiscale mission (MMS) [13], which provides data at high cadence, and one longer interval of fast solar wind measured by the Wind spacecraft [70].

The first sample, labeled as MMS-KH, was recorded on September 8, 2015 between 10:07:04 and 11:25:34 UTC, while MMS was in the dusk-side magnetopause, moving across a portion of plasma dominated by the Kelvin-Helmholtz instability

(KH) formed at the boundary between the magnetosheath and the magnetosphere. The interval was extensively studied in the past, showing the presence of strong turbulence and intermittency [71]. The MMS spacecraft performed multiple crossings of the KH boundary, resulting in the alternate sampling of plasma from the magnetosheath and from the magnetospheric boundary layer. The boundary crossings between the two regions are clearly highlighted by sharp transitions of the plasma parameters, so that it is easy to separate them. In this work, we have accurately selected 53 short intervals (ranging one to ten minutes) that are purely immersed in the magnetospheric boundary layer (based on plasma temperature and density), rejecting magnetosheath and transition regions. This allows some degree of homogeneity of the sample, necessary for statistical analysis.

The second magnetospheric interval, named MMS-MS, was selected in the turbulent magnetosheath region under quasi-parallel bow shock geometry on November 30, 2015, between 00:21 and 00:26 UTC. This 5-minute interval is characterized by intense fluctuations in all plasma and field parameters and by the presence of small scale magnetic structures. Some of these have been studied in detail, and various kinetic processes, such as local electron acceleration and magnetic reconnection at thin current sheets have been observed [72–74].

For both MMS intervals, the magnetic field data with sampling frequency 1 kHz used here are a merged product [75] from the burst mode flux gate (FGM) [76] and search coil (SCM) [77] instruments on MMS. The ion moments come from the fast plasma instrument (FPI) [78] at a sampling rate of 150 ms.

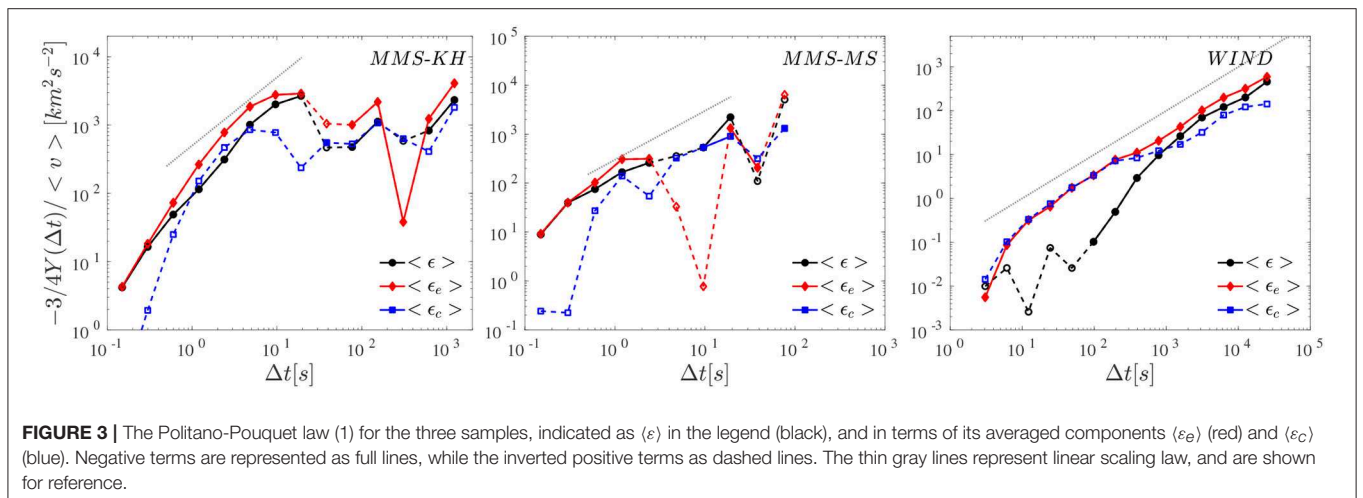
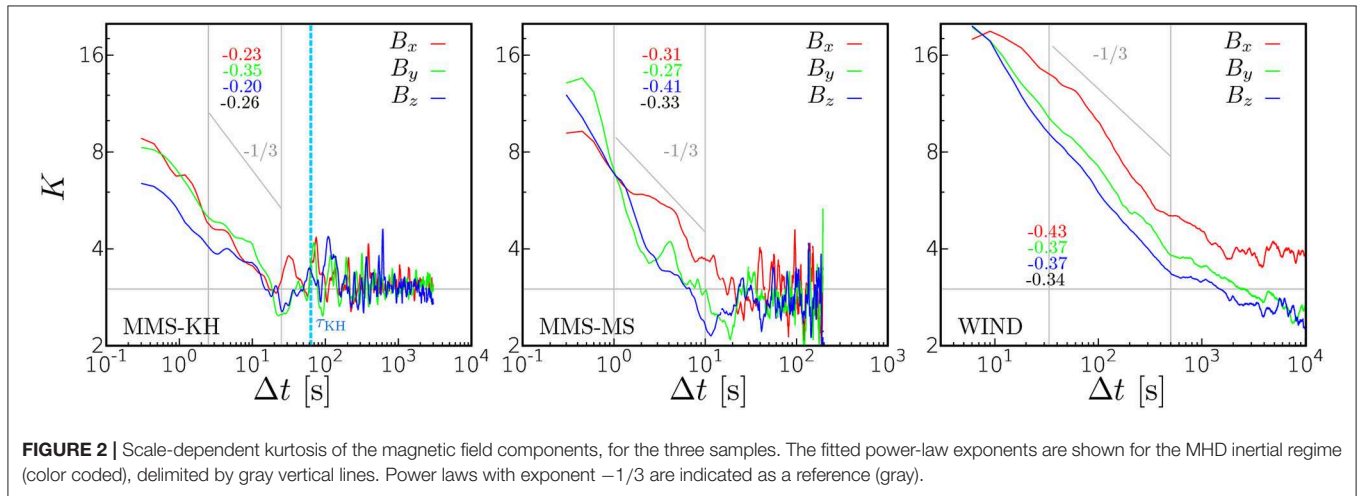
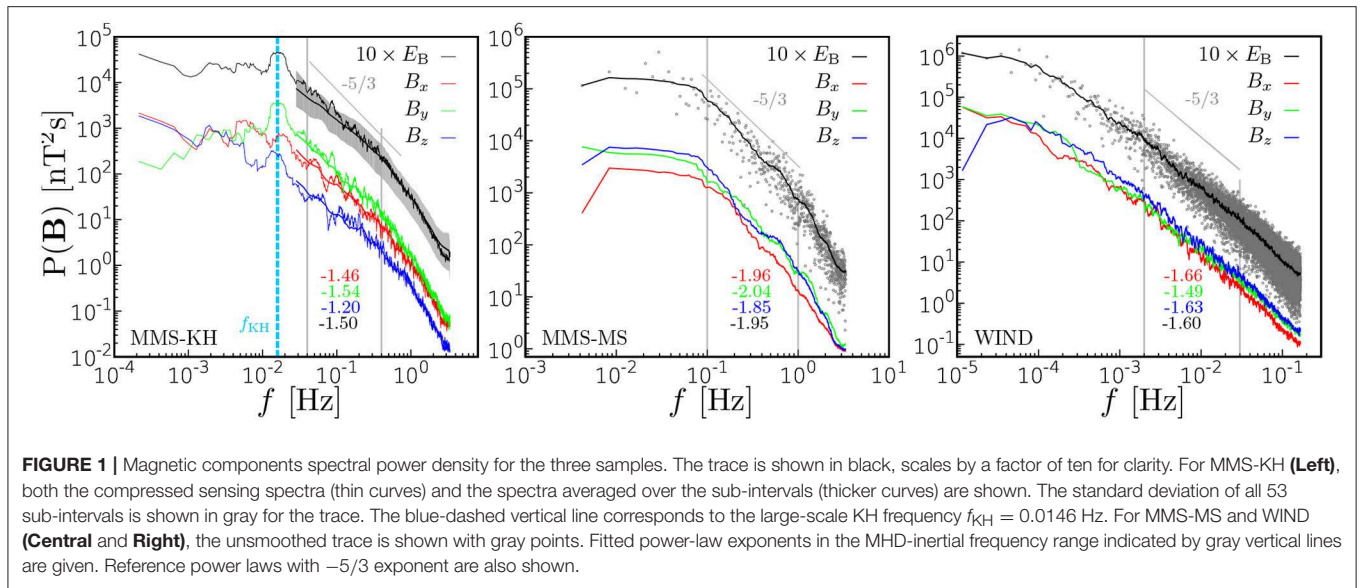
Finally, in order to compare the magnetospheric results with the solar wind, we have also studied the cancellation properties of the proxy LET using one sample of fast solar wind measured by the Wind spacecraft [70], labeled as WIND. The data interval consists of 6 days when Wind was in a fast stream during days 14 to 19 of 2008, and is the same interval as studied in Wicks et al. [79]. The data from the magnetic field instrument MFI [80] and plasma instrument 3DP [81] at 3 s cadence were used, with the magnetic field converted to Alfvén units using the kinetic normalization described in Chen et al. [82]. The average conditions during the interval were a solar wind speed of 660 km/s, magnetic field strength $B = 4.4$ nT, density 2.4 cm^{-3} and proton beta $\beta_p = 1.2$, typical for the fast solar wind.

The three intervals are characterized by variable levels of magnetic fluctuations. As shown in **Figure 1**, all three intervals present a reasonably well defined power-law spectral scaling range. For the WIND and MMS-KH intervals, the spectra are close to the Kolmogorov prediction, with scaling exponents $\sim -5/3$ compatible with the standard values for MHD turbulence. The MMS-KH data shows slightly shallower spectra, but still in the standard range of observation of turbulent space plasmas. Note that the power spectra in these data were obtained using the compressed sensing technique described in Fraternali et al. [83]. The magnetosheath interval, MMS-MS, has less defined power-law scaling, possibly because of its short duration, and the scaling exponent is ~ -2 (see the fitted exponents inside each panel frame), suggesting the presence of uncorrelated structures. This is typical of the highly fluctuating magnetosheath magnetic

field, and indicates a relatively less developed turbulence. In the magnetosheath flanks, Kolmogorov-type power spectra can be observed in the MHD range [84, 85]. However, in the region closer to the subsolar point, where MMS orbit lies during this particular event, the plasma is highly compressed and closely confined between the bow shock and the magnetopause. The solar wind turbulence, once modified and shuffled by the bow shock crossing, does not have enough space and time to reach a fully developed state, because of the close proximity of the two large boundaries. This results in the observed steeper spectral exponents. Note that in the present sample the typical ion frequencies are of the order of 1.3 Hz, which exclude the possibility that the observed scaling range is in the kinetic regime [4].

The formation of small-scale structures, typical of intermittency, is evidenced by the (roughly) power-law increase toward the small scales of the normalized fourth order moment (kurtosis) of the magnetic fluctuations, $K_i(\Delta t) = \langle \Delta B_i^4 \rangle / \langle \Delta B_i^2 \rangle^2$ (**Figure 2**), the subscript i indicating the component x , y , or z . Note that the Gaussian value $K = 3$ is observed for scales larger than the estimated inertial range (right gray vertical line). The Power-law decrease with the scale is a direct consequence of the structure function scaling in turbulent fields. The fitted scaling exponents are indicated in each panel, and are proportional to the degree of intermittency of the system [86]. For the solar wind data, where the turbulence is more developed, the power-law behavior is more evident. Both the exponents and the small-scale magnitude of the kurtosis are in agreement with typical values for fast solar wind [3]. A shorter, less defined power-law scaling range, with slightly smaller scaling exponents, is observed in MMS-KH and MMS-MS data, suggesting a less developed intermittency in the younger turbulence of the shocked plasma. Similar results (not shown) were obtained through the standard analysis of the anomalous scaling of the structure functions [1], fitted to a p -model [87], in the extended self-similarity approach [88]. After averaging over the three components (no major differences were observed), the magnetic field intermittency parameters p are 0.67, 0.79, and 0.82 for the MMS-KH, MMS-MS, and WIND samples respectively (p lies in the interval $[0.5, 1]$, with $p = 0.5$ indicating absence of intermittency). These results show the strongly intermittent nature of the WIND sample, the slightly less intermittent MMS-SH sample, and the weakly intermittent nature of the MMS-KH sample.

Finally, the Politano-Pouquet law (1) can be estimated in the samples under study, both in terms of total energy transfer $\langle \varepsilon \rangle$, and in terms of the averaged components $\langle \varepsilon_x \rangle$ and $\langle \varepsilon_z \rangle$. The resulting scaling functions are shown in **Figure 3** for the three intervals. None of the observed cases display a clear linear scaling. This might be due to the violation of the several requirements necessary for the Politano-Pouquet law to hold (e.g., incompressibility, isotropy, stationarity, large Reynolds number), to the presence of large-scale features advected by the flowing plasma, or simply to the lack of statistical convergence of the third-order moment, due to intrinsic finite-size limitation of space data. The challenging observation of the linear law in solar wind was already noticed using Ulysses data [48, 89].



In the MMS-KH data a power-law scaling slightly different from the expected linear relation is suggested. In WIND, there is evidence of linear scaling of the two components separately, while their combination does not display the predicted linear dependence. In the MMS-MS sample, the third-order moment and its components experience multiple sign inversions, possibly due to the finite size sample and to the expected poorly developed turbulence, evidenced by the steeper magnetic spectral exponent, as discussed above.

The intervals used in this work appear thus characterized, to different degrees, by the presence of an inertial range of turbulent, intermittent fluctuations, with a roughly defined energy cascade leading to the formation of small-scale structures.

4. RESULTS

From the MMS and WIND measurements described above, we have computed the LET, examples of which are shown in **Figure 4**. In this work we will use the LET at scale of 1.2 s, which is still inside and near the bottom of the MHD inertial range, where the Politano-Pouquet law is valid [29]. The proxy has the typical behavior of intermittent dissipation in turbulence [1], with the presence of intense bursts of energy flux alternating with quieter regions. The cancelation analysis described in section 2 was then performed on the signed fields ε , ε_e , and ε_c , as obtained from the different data sets considered for this study. A range of time-scale separations within the inertial range was considered, so that we have estimates of the LET for different scales Δt within the turbulent cascade.

Top panels of **Figure 5** shows three examples of scaling of the cancelation function $\chi(l)$ for the LET proxy ε , computed using the field fluctuations at a scale Δt near the bottom of the inertial range, as indicated in each figure. Each example refers to one of the three data sets studied in this paper. Power-law scaling can be easily identified in a region roughly corresponding to the respective inertial range of MHD turbulence (see **Figure 1** for comparison). In the WIND data, a possible secondary power-law scaling is observed in the large-scale range $\Delta t \gtrsim 10$ m, where spectra usually decay as $1/f$ (see in **Figure 1** the large-scale spectral break at $f \simeq 0.002$ Hz) [3]. On the other hand, the higher resolution of MMS data allows to highlight the presence of scaling in the ion range of scales (i.e., for $\Delta t \lesssim 1$ s, compatible with the spectral break visible near 1 Hz in **Figure 1**), where a different type of cascade may take place [4, 71, 84]. However, the scaling in this range should be studied in the framework of ion plasma physics, for example by including the Hall-MHD corrections to the Politano-Pouquet law [46, 55]. This is left for future study. The cancelation functions have been fitted to power laws in the inertial range for all samples, and additionally in the $1/f$ scaling range for the solar wind data, providing the cancelation exponents κ , and thus the corresponding fractal dimensions $D = d - 2\kappa$ (in this case $d = 1$, so that the values of $D = 1$ would indicate smooth, space-filling structures). Their values are indicated in the figure for some selected examples. A similar behavior was robustly observed for all samples and all LET components, and at all scales

Δt within the inertial range, so that it is possible to compare the cancelation properties of the LET in the different cases. In the MMS-KH interval (left panel), the cancelation exponents near the end of the inertial range ($\Delta t = 1.2$ s) is $\kappa \sim 1/3$ for the three variables, a value indicating high complexity. This corresponds to fractal dimension of the order of $D \sim 0.33$, which is indicative of highly fragmented structures. In the magnetosheath sample MMS-MS (central panel), at the same scale the exponent is closer to $\kappa \sim 1/2$, which is usually representative of random sign alternation, or absence of smooth, persistent structures of that scale. This is in agreement with the observed steep spectrum, indicative of the presence of weakly correlated discontinuities (or structures), and with the large kurtosis of this sample, which accounts for the broad presence of such structures. In the fast solar wind sample measured by Wind, the scaling exponent of the total energy transfer proxy near the bottom of the inertial range ($\Delta t = 6$ s) is $\kappa \sim 1/4$, which corresponds to the presence of structures of fractal dimension $D \sim 0.5$. This is in agreement with the typical observation of disrupted current sheets of solar wind intermittent turbulence [63], and confirms the fact that the turbulence is well developed in this fast wind stream, with strong intermittency. For the same interval, in the $1/f$ range of scales, a different fit of the cancelation function provides $\kappa \sim 1/2$, in excellent agreement with the uncorrelated nature of the Alfvénic fluctuations observed at such scales [3].

Further information can be gained by observing the scale dependence of the cancelation exponent (or the corresponding fractal dimension). This can be obtained using the LET proxy estimated at different scales, using increments of the fields on variable scales Δt . Thus, for each scale, the LET and its components provide scale-dependent, local estimates of the turbulent energy flow. Results of cancelation analysis are collected in the bottom panels of **Figure 5**, where the cancelation exponent κ is shown for the three samples, and for the three variables. For all samples, at scales larger than the correlation scale (roughly 10 s for both MMS samples [29, 71] and about 30 s for WIND, as evident from the spectrum and from the kurtosis) the cancelation exponent is $\kappa \lesssim 0.1$ (or $D \gtrsim 0.8$) for all fields, as expected for smooth, space-filling fluctuations. As the scale decreases, all samples display an increase of complexity, in a scale range roughly corresponding to the inertial range, where the intermittent structures are generated. Finally, a plateau or saturation seems to take place at or near the ion-scale spectral break. This could indicate that the intermittent structures have reached their stable geometry. However, this effect could also be due to the MHD nature of the LET proxies, which might be unable to properly capture further fragmentation of the fluctuations. The study of the ion range with the appropriate variable is left for future work.

In the MMS-KH interval (left panel), the increase of complexity toward small scales is smooth and power-law like, and extends to the whole inertial range. The non-linear cascade and the complex entanglement of positive and negative energy flux (proxies of the direct and inverse cascade, respectively) is thus beautifully captured by the LET in this sample. In the inertial range, all three variables (different lines) have similar exponents.

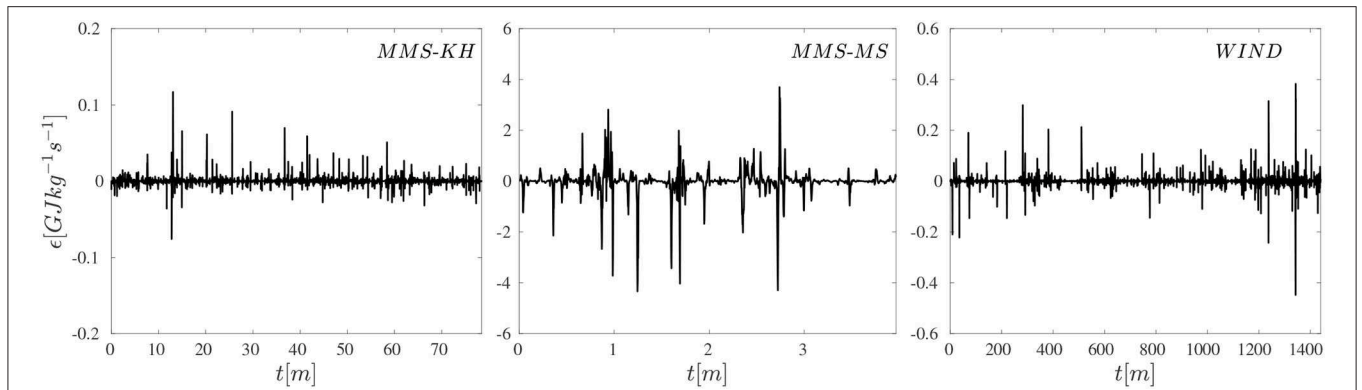


FIGURE 4 | The local proxy ϵ as a function of time, estimated at the scale $\Delta t = 1.2$ s for the two MMS intervals, and at $\Delta t = 6$ s for WIND. Note that in the MMS-KH sample, the displayed signal results from the aggregation of the 53 separated sub-intervals, and has been displayed continuously in order to highlight its global properties.

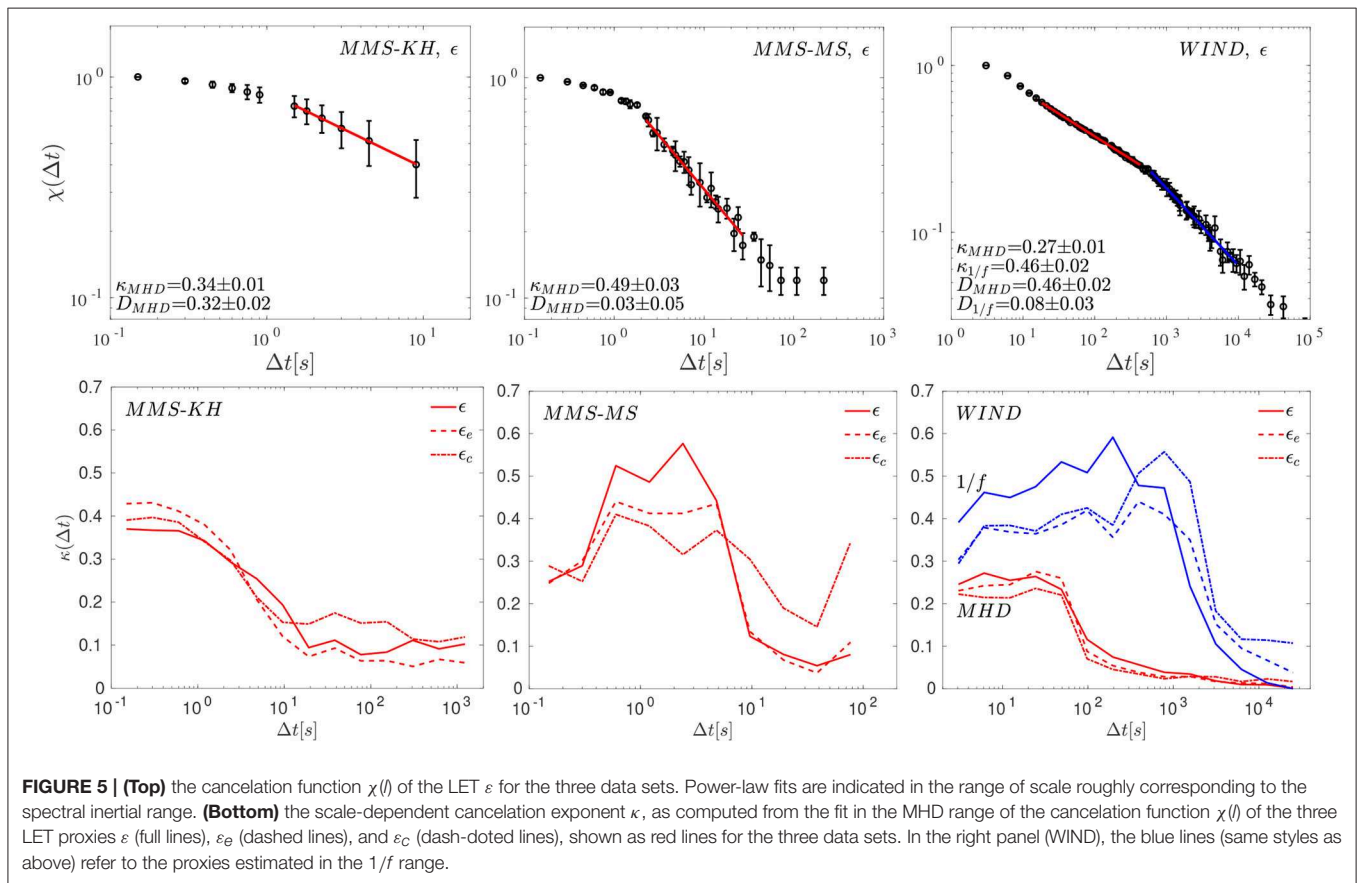


FIGURE 5 | (Top) the cancellation function $\chi(l)$ of the LET ϵ for the three data sets. Power-law fits are indicated in the range of scale roughly corresponding to the spectral inertial range. **(Bottom)** the scale-dependent cancellation exponent κ , as computed from the fit in the MHD range of the cancellation function $\chi(l)$ of the three LET proxies ϵ (full lines), ϵ_e (dashed lines), and ϵ_c (dash-dotted lines), shown as red lines for the three data sets. In the right panel (WIND), the blue lines (same styles as above) refer to the proxies estimated in the $1/f$ range.

The cross-helicity component ϵ_c seems to provide slightly larger exponents than the energy component ϵ_e , suggesting that the energy transfer associated with current and vorticity structures occurs in a slightly smaller fraction of the volume (smaller fractal dimension).

As for the KH interval, the WIND cancellation exponents obtained in the MHD range present similar exponents for the three MHD variables throughout the whole range of scales,

indicating that the alternation of positive and negative energy flow is similar for the three proxies. This could be an indication of well developed turbulence, where a sufficient equilibrium between the competing terms in the cascade has been reached. The growth of the complexity roughly follows a power-law scaling, which confirms the excellent scaling properties of this sample, and that the LET proxies capture the sign complexity of the energy cascade.

From the bottom panels of **Figure 5**, it is evident that the overall behavior described above is roughly coherent for the WIND (in the MHD range) and MMS-KH samples. This suggests the universality of the turbulent cascade mechanism, at least with respect to the sign-singularity properties, or, equivalently, to the fractal properties of the structures responsible for the energy transfer. The similarity is also corresponding to the presence of well-developed Kolmogorov spectra for both samples (see **Figure 1**), and to the power-law scaling of the kurtosis describing intermittency. In particular, the small-scale limiting values of κ are larger for the MMS-KH sample than for WIND, in agreement with the more developed intermittency highlighted by the kurtosis and structure function analysis.

In the magnetosheath data, the increase of complexity of the positive-negative alternation for the total and structure-related proxies is sharper, less defined, and is observed right at the beginning of the spectral power-law range. The overall behavior is different for the three proxies, with the total energy reaching a value of the exponent corresponding to uncorrelated, random fluctuations, while both components reach slightly smaller κ . Some degree of correlation is thus present in these two proxies, indicating the presence of extremely fragmented current, vorticity, and Alfvénic structures, whose superposition results in uncorrelated energy flux. The magnetosheath sample is thus probably characterized by less developed turbulence, corresponding to the steeper spectrum, and by the presence of small-scale structures, in agreement with the large kurtosis.

Finally, in the WIND $1/f$ range, there is a similar trend as in the MMS-MS data, with smooth fluctuations at large scale, but the increase to uncorrelated, random values occurs sharply at the top of the inertial range, so that the energy flow associated with large-scale fluctuations clearly does not contribute to the energy cascade, as expected.

DISCUSSION

The nature of the turbulent energy cascade has been analyzed in three samples of space plasmas by means of cancelation analysis applied to heuristic proxies of the local energy transfer. The analysis provided information on the sign alternation of the local mixed third-order fluctuations, which may be related to the fractal properties of the associated energy transfer and thus to small-scale dissipative processes. In two samples, namely in the solar wind and in the KH instability at the magnetospheric boundary layer, the turbulent cascade is well described by the proxies, and cancelation analysis captures the increasing complexity of the alternating positive and negative fluctuations. In these two samples, the energy is transferred to small scales eventually generating disrupted current and vorticity structures, as well as Alfvénic structures. The fractal dimension of these structures, obtained from the cancelation exponents, is indicative

REFERENCES

1. Frisch UP. *Turbulence: the legacy of A.N. Kolmogorov*. Cambridge: Cambridge University Press (1995).

of a strong concentration of energy within a small fraction of the volume, typical of intermittency. The cancelation analysis of the magnetosheath sample studied in this work, on the contrary, provides an overall lower complexity estimate, which suggests the presence of less evolved turbulence, and lack of formation of well-structured energy channels. This is in agreement with the steeper spectrum and the more irregular Politano-Pouquet scaling law.

These results help to characterize the fluctuations that carry energy to smaller scales and provide the input or trigger for the activation of kinetic, dissipative processes in the small-scale range [11, 28, 29]. Moreover, the estimated one-dimensional projected fractal dimension provides information on the topology of the different types of fluctuations, namely of the current sheets, vorticity structures and Alfvénic fluctuations, that play an important role in the dissipation of the turbulence.

DATA AVAILABILITY

MMS data are available at the MMS Science Data Center (<https://lasp.colorado.edu/mms/sdc/public/>). Wind data are available at CDAWeb (<https://cdaweb.gsfc.nasa.gov>).

AUTHOR CONTRIBUTIONS

LS-V designed and performed data analysis. GD, FF, GN, AG, KC, OK, DK, RM, and CV performed data analysis. FC, EY, SP, CC, OP, and AR selected and prepared the data. BG, TM, RT, and JB provided the data. All authors contributed to writing the article and interpreting the results of the data analysis.

FUNDING

LS-V and CV were supported by EPN Internal Project PII-DFIS-2019-01. FF was supported by grant FOIFLUT 37/17/F/AR-B. EY was supported by the Swedish Contingency Agency, grant 2016-2102. CC was supported by STFC Ernest Rutherford Fellowship ST/N003748/2. AG, KC, OK, DK, and LS-V have received support from the Shota Rustaveli National Science Foundation Project No FR17_279. SP has received funding from the European Unions Horizon 2020 Research and Innovation programme under grant agreement No 776262 (AIDA, www.aida-space.eu). The French LPP involvement for the SCM instrument on MMS was supported by CNRS and CNES.

ACKNOWLEDGMENTS

We acknowledge useful discussions with Denis Kuzay, Lorenzo Matteini, and Olga Alexandrova. FF acknowledges HPC@POLITO for computational resources.

2. Marsch E, Tu CY. Intermittency, non-Gaussian statistics and fractal scaling of MHD fluctuations in the solar wind. *Nonlinear Process Geophys.* (1997) 4:101.
3. Bruno R, Carbone V. The solar wind as a turbulence laboratory. *Liv Rev Solar Phys.* (2013) 10:1. doi: 10.12942/lrsp-2013-2

4. Macek WM, Krasnińska A, Silveira MVD, Sibeck DG, Wawrzaszek A, Burch JL, et al. Magnetospheric multiscale observations of turbulence in the magnetosheath on kinetic scales. *Astrophys J Lett.* (2018) **864**:L29. doi: 10.3847/2041-8213/aad9a8
5. Chen CHK, Boldyrev S. Nature of kinetic scale turbulence in the earth's magnetosheath. *Astrophys J Lett.* (2017) **842**:122. doi: 10.3847/1538-4357/aa74e0
6. Salem CS, Howes GG, Sundkvist D, Bale SD, Chaston CC, Chen CHK, et al. Identification of kinetic Alfvén wave turbulence in the solar wind. *Astrophys J Lett.* (2012) **745**:L9. doi: 10.1088/2041-8205/745/1/L9
7. Chang CS, Gary SP, Wang J. Whistler turbulence forward cascade versus inverse cascade: three-dimensional particle-in-cell simulations. *Astrophys J.* (2015) **800**:87. doi: 10.1088/0004-637X/800/2/87
8. Chen CHK. Recent progress in astrophysical plasma turbulence from solar wind observations. *J Plasma Phys.* (2016) **82**:535820602. doi: 10.1017/S0022377816001124
9. Pezzi O, Valentini F, Veltri P. Collisional relaxation of fine velocity structures in plasmas. *Phys Rev Lett.* (2016) **116**:145001. doi: 10.1103/PhysRevLett.116.145001
10. Pezzi O. Solar wind collisional heating. *J Plasma Phys.* (2017) **83**:555830301. doi: 10.1017/S0022377817000368
11. Chen CHK, Klein KG, Howes GG. Evidence for electron Landau damping in space plasma turbulence. *Nat Commun.* (2019) **10**:740. doi: 10.1038/s41467-019-08435-3
12. Escoubert CP, Fehring M, Goldstein M. The Cluster mission. *Annal Geophys.* (2001). **19**:1197. doi: 10.5194/angeo-19-1197-2001
13. Burch JL, Moore TE, Torbert RB, Giles BL. Magnetospheric multiscale overview and science objectives. *Space Sci Rev.* (2016) **199**:5. doi: 10.1007/978-94-024-0861-4-2
14. Greco A, Perri S, Servidio S, Yordanova E, Veltri P. The complex structure of magnetic field discontinuities in the turbulent solar wind. *Astrophys J Lett.* (2016) **823**:L39. doi: 10.3847/2041-8205/823/2/L39
15. Karimabadi H, Roytershteyn V, Wan M, Matthaeus WH, Daughton W, Wu P, et al. Coherent structures, intermittent turbulence, and dissipation in high-temperature plasmas. *Phys Plasmas.* (2013) **20**:012303. doi: 10.1063/1.4773205
16. Valentini F, Servidio S, Perrone D, Califano F, Matthaeus WH, Veltri P. Hybrid vlasov-maxwell simulations of two-dimensional turbulence in plasmas. *Phys Plasmas.* (2014) **21**:082307. doi: 10.1063/1.4893301
17. Franci L, Verdini A, Matteini L, Landi S, Hellinger P. Solar wind turbulence from MHD to sub-ion scales: high-resolution hybrid simulations. *Astrophys J Lett.* (2015) **804**:L39. doi: 10.1088/2041-8205/804/2/L39
18. Servidio S, Valentini F, Perrone D, Greco A, Califano F, Matthaeus WH, et al. A kinetic model of plasma turbulence. *J Plasma Phys.* (2015) **81**:325810107. doi: 10.1017/S0022377814000841
19. Valentini F, Perrone D, Stabile S, Pezzi O, Servidio S, De Marco R, et al. Differential kinetic dynamics and heating of ions in the turbulent solar wind. *N J Phys.* (2016) **18**:125001. doi: 10.1088/1367-2630/18/12/125001
20. Cerri SS, Servidio S, Califano F. Kinetic cascade in solar-wind turbulence: 3D3V hybrid-kinetic simulations with electron inertia. *Astrophys J.* (2017) **846**:L18. doi: 10.3847/2041-8213/aa87b0
21. Groselj D, Cerri SS, Navarro AB, Willmott C, Told D, Loureiro NL, et al. Fully kinetic versus reduced-kinetic modeling of collisionless plasma turbulence. *Astrophys J.* (2017) **847**:28. doi: 10.3847/1538-4357/aa894d
22. Franci L, Landi S, Verdini A, Matteini L, Hellinger P. Solar wind turbulent cascade from MHD to sub-ion scales: large-size 3D hybrid particle-in-cell simulations. *Astrophys J.* (2018) **853**:26. doi: 10.3847/1538-4357/aaa3e8
23. Pezzi O, Servidio S, Perrone D, Valentini F, Sorriso-Valvo L, Greco A, et al. Velocity-space cascade in magnetized plasmas: numerical simulations. *Phys Plasmas.* (2018) **25**:060704. doi: 10.1063/1.5027685
24. Perrone D, Passot T, Laveder D, Valentini F, Sulem PL, Zouganelis I, et al. Fluid simulations of plasma turbulence at ion scales: comparison with Vlasov-Maxwell simulations. *Phys Plasmas.* (2018) **25**:052302. doi: 10.1063/1.5026656
25. Schekochihin AA, Parker JT, Highcock EG, Dellar PJ, Dorland W, Hammett GW. Phase mixing versus nonlinear advection in drift-kinetic plasma turbulence. *J Plasma Phys.* (2016) **82**: 905820212. doi: 10.1017/S0022377816000374
26. Servidio S, Chasapis A, Matthaeus WH, Perrone D, Valentini F, Parashar TN, et al. Magnetospheric multiscale observation of plasma velocity-space cascade: hermite representation and theory. *Phys Rev Lett.* (2017) **119**:205101. doi: 10.1103/PhysRevLett.119.205101
27. Sorriso-Valvo L, Carbone F, Perri S, Greco A, Marino R, Bruno R. On the statistical properties of turbulent energy transfer rate in the inner heliosphere. *Solar Phys.* (2018) **293**:10. doi: 10.1007/s11207-017-1229-6
28. Klein KG, Howes GG. Measuring collisionless damping in heliospheric plasmas using field-particle correlations. *Astrophys J Lett.* (2016) **826**:L30. doi: 10.3847/2041-8205/826/2/L30
29. Sorriso-Valvo L, Catapano F, Retinò, Le Contel O, Perrone D, Roberts OW, et al. Turbulence-driven ion beams in the magnetospheric kelvin-helmholtz instability. *Phys Rev Lett.* (2019) **122**:035102. doi: 10.1103/PhysRevLett.122.035102
30. Osman KT, Matthaeus WH, Hnat B, Chapman SC. Kinetic signatures and Intermittent turbulence in the solar wind plasma. *Phys Rev Lett.* (2012) **108**:261103. doi: 10.1103/PhysRevLett.108.261103
31. Servidio S, Valentini F, Califano F, Veltri P. Local kinetic effects in two-dimensional plasma turbulence. *Phys Rev Lett.* (2012) **108**:045001. doi: 10.1103/PhysRevLett.108.045001
32. Vásconez CL, Pucci F, Valentini F, Servidio S, Matthaeus WH, Malara F. Kinetic Alfvén wave generation by large-scale phase mixing. *Astrophys J.* (2015) **815**:1. doi: 10.1088/0004-637X/815/1/7
33. Pucci F, Vásconez CL, Pezzi O, Servidio S, Valentini F, Matthaeus WH, et al. From Alfvén waves to kinetic Alfvén waves in an inhomogeneous equilibrium structure. *J Geophys Res Space Phys.* (2016) **121**:1024. doi: 10.1002/2015JA022216
34. Valentini F, Vásconez CL, Pezzi O, Servidio S, Malara F, Pucci F. Transition to kinetic turbulence at proton scales driven by large-amplitude kinetic Alfvén fluctuations. *Astronomy Astrophys.* (2017) **599**:A8. doi: 10.1051/0004-6361/201629240
35. Sorriso-Valvo L, Perrone D, Pezzi O, Valentini F, Servidio S, Zouganelis I, et al. Local energy transfer rate and kinetic processes: the fate of turbulent energy in two-dimensional hybrid Vlasov-Maxwell numerical simulations. *J Plasma Phys.* (2018) **84**:725840201. doi: 10.1017/S0022377818000302
36. Camporeale E, Sorriso-Valvo L, Califano F, Retinò A. Coherent structures and spectral energy transfer in turbulent plasma: a space-filter approach. *Phys Rev Lett.* (2018) **120**:125101. doi: 10.1103/PhysRevLett.120.125101
37. Yang Y, Wan M, Matthaeus WH, Sorriso-Valvo L, Parashar TN, Lu Q, et al. Scale dependence of energy transfer in turbulent plasma. *Month Not R Astronom Soc.* (2019) **482**:4933. doi: 10.1093/mnras/sty2977
38. Kuzzay D, Alexandrova O, Matteini L. Local approach to the study of energy transfers in incompressible magnetohydrodynamic turbulence. *Phys Rev E.* (2019) **99**:053202. doi: 10.1103/PhysRevE.99.053202
39. Farge M. Wavelet transforms and their applications to turbulence. *Ann Rev Fluid Mech.* (1992) **24**:395.
40. Greco A, Chuychai P, Matthaeus WH, Servidio S, Dimitruk P. Intermittent MHD structures and classical discontinuities. *Geophys Res Lett.* (2008) **35**:L19111. doi: 10.1029/2008GL035454
41. Politano H, Pouquet A. Dynamical length scales for turbulent magnetized flows. *Geophys Res Lett.* (1998) **25**:273.
42. Peyret R, Taylor TD. *Computational Methods for Fluid Flow.* New York, NY: Springer (1986).
43. Perri S, Servidio S, Vaivads A, Valentini F. Numerical study on the validity of the Taylor hypothesis in space plasmas. *Astrophys J Suppl Ser.* (2017) **231**:4. doi: 10.3847/1538-4365/aa755a
44. Sorriso-Valvo L, Carbone V, Noullez A, Politano H, Pouquet A, Veltri P. Analysis of cancellation in two-dimensional magnetohydrodynamic turbulence. *Phys Plasmas.* (2002) **9**:89. doi: 10.1063/1.1420738
45. Andrés N, Galtier S, Sahaoui F. Exact law for homogeneous compressible Hall magnetohydrodynamic turbulence. *Physical Review E.* (2018) **97**:013204. doi: 10.1103/PhysRevE.97.013204
46. Ferrand R, Galtier S, Sahaoui F, Meyrand R, Andrés N, Banerjee S. On exact laws in incompressible Hall magnetohydrodynamic turbulence. *arXiv.* (2019) arXiv:1905.06110v1.

47. MacBride BT, Forman MA, Smith CW. Turbulence and third moment of fluctuations: kolmogorov's 4/5 law and its MHD analogues in the solar wind. In: Fleck B, Zurbuchen TH, Lacoste H, editors. *Solar Wind 11/SOHO 16, Connecting Sun and Heliosphere*. Noordwijk: ESA Special Publication (2005). p. 613.
48. Sorriso-Valvo L, Marino R, Carbone V, Noullez A, Lepreti F, Veltri P, et al. Observation of inertial energy cascade in interplanetary space plasma. *Phys Rev Lett*. (2007) **99**:115001. doi: 10.1103/PhysRevLett.99.115001
49. Marino R, Sorriso-Valvo L, Carbone V, Noullez A, Bruno R, Bavassano B. Heating the solar wind by a magnetohydrodynamic turbulent energy cascade. *Astrophys J Lett*. (2008) **667**:L71. doi: 10.1086/587957
50. Coburn JT, Smith CW, Vasquez BJ, Stawarz JE, Forman MA. The turbulent cascade and proton heating in the solar wind during solar minimum. *Astrophys J*. (2012) **754**:93. doi: 10.1088/0004-637X/754/2/93
51. Banerjee S, Hadid LZ, Sahraoui F, Galtier S. Scaling of compressible magnetohydrodynamic turbulence in the fast solar wind. *Astrophys J Lett*. (2016) **829**:L27. doi: 10.3847/2041-8205/829/2/L27
52. Hadid LZ, Sahraoui F, Galtier S, Huang SY. Compressible magnetohydrodynamic turbulence in the Earth's magnetosheath: estimation of the energy cascade rate using *in situ* spacecraft data. *Phys Rev Lett*. (2018) **120**:055102. doi: 10.1103/PhysRevLett.120.055102
53. Bandyopadhyay R, Chasapis A, Chhiber R, Parashar TN, Maruca BA, Matthaeus WH, et al. Solar wind turbulence studies using MMS fast plasma investigation data. *Astrophys J*. (2018) **866**:81. doi: 10.3847/1538-4357/aade93
54. Bandyopadhyay R, Chasapis A, Chhiber R, Parashar TN, Matthaeus WH, Shay MA, et al. Incompressible energy transfer in the Earth's magnetosheath: magnetospheric multiscale observations. *Astrophys J*. (2018) **866**:106. doi: 10.3847/1538-4357/aade04
55. Hellinger P, Verdini A, Landi S, Franci L, Matteini L, von Kármán. Howarth equation for hall magnetohydrodynamics: hybrid simulations. *Astrophys J Lett*. (2018) **857**:L19. doi: 10.3847/2041-8213/aabc06
56. Debliqy O, Verma MK, Carati D. Energy fluxes and shell-to-shell transfers in three-dimensional decaying magnetohydrodynamic turbulence. *Phys Plasmas*. (2005) **12**:042309. doi: 10.1063/1.1867996
57. Sahoo G, Biferale L. Disentangling the triadic interactions in Navier-Stokes equations. *Eur Phys J E*. (2015) **38**:114. doi: 10.1140/epje/i2015-15114-4
58. Marino R, Mininni PD, Rosenberg D, Pouquet A. Inverse cascades in rotating stratified turbulence: fast growth of large scales. *Europhys Lett*. (2013) **102**:44006. doi: 10.1209/0295-5075/102/44006
59. Verma MK, Roberts DA, Goldstein ML, Ghosh S, Stribling WT. A numerical study of the nonlinear cascade of energy in magnetohydrodynamic turbulence. *J Geophys Res*. (1996) **101**:21619.
60. Dar G, Verma MK, Eswaran V. Energy transfer in two-dimensional magnetohydrodynamic turbulence: formalism and numerical results. *Physica D*. (2001) **157**:207. doi: 10.1016/S0167-2789(01)00307-4
61. Ott E, Du Y, Sreenivasan KR, Juneja A, Suri AK. Sign-singular measures: fast magnetic dynamos, and high-Reynolds-number fluid turbulence. *Phys Rev Lett*. (1992) **69**:2654.
62. Graham J, Mininni PD, Pouquet A. Cancellation exponent and multifractal structure in two-dimensional magnetohydrodynamics: direct numerical simulations and Lagrangian averaged modeling. *Phys Rev E*. (2005) **72**:045301. doi: 10.1103/PhysRevE.72.045301
63. Martin LN, De Vita G, Sorriso-Valvo L, Dimitruck P, Nigro G, Primavera L, et al. Cancellation properties in Hall magnetohydrodynamics with a strong guide magnetic field. *Phys Rev E*. (2013) **88**:063107. doi: 10.1103/PhysRevE.88.063107
64. De Vita G, Sorriso-Valvo L, Valentini F, Servidio S, Primavera L, Carbone V, et al. Analysis of cancellation exponents in two-dimensional Vlasov turbulence. *Phys Plasmas*. (2014) **21**:072315. doi: 10.1063/1.4891339
65. Gingell I, Sorriso-Valvo L, Burgess D, De Vita G, Matteini L. Three-dimensional simulations of sheared current sheets: transition to turbulence? *J Plasma Phys*. (2017) **83**:705830104. doi: 10.1017/S0022377817000058
66. Abramenko V, Yurchyshyn VB, Carbone V. Sign-singularity of the current helicity in solar active regions. *Solar Phys*. (1998) **178**:35.
67. Sorriso-Valvo L, Carbone V, Veltri P, Abramenko V, Noullez A, Politano H, et al. Topological changes of the photospheric magnetic field inside active regions: a prelude to flares? *Planet Space Sci*. (2004) **52**:937. doi: 10.1016/j.pss.2004.02.006
68. Sorriso-Valvo L, De Vita G, Kazachenko MD, Krucker S, Primavera L, Servidio S, et al. Sign singularity and flares in solar active region NOAA 11158. *Astrophys J*. (2015) **801**:36. doi: 10.1088/0004-637X/801/1/36
69. De Vita G, Vecchio A, Sorriso-Valvo L, Briand C, Primavera L, Servidio S, et al. Cancellation analysis of current density in solar active region NOAA10019. *J Space Weath Space Clim*. (2015) **5**:A28. doi: 10.1051/swsc/2015029
70. Acuña MH, Ogilvie KW, Baker DN, Curtis SA, Fairfield DH, Mish WH. The global geospace science program and its investigations. *Space Sci Rev*. (1995) **71**:5.
71. Stawarz JE, Eriksson S, Wilder FD, Ergun RE, Schwartz SJ, Pouquet A, et al. Observations of turbulence in a Kelvin' Helmholtz event on 8 September 2015 by the Magnetospheric Multiscale mission. *J Geophys Res Space Phys*. (2016) **121**:11021. doi: 10.1002/2016JA023458
72. Eriksson S, Lavraud B, Wilder FD, Stawarz JE, Giles BL, Burch JL, et al. Magnetospheric Multiscale observations of magnetic reconnection associated with Kelvin' Helmholtz waves. *Geophys Res Lett*. (2016) **43**:5606. doi: 10.1002/2016GL068783
73. Yordanova E, Vörös Z, Varsani A, Graham DB, Norgren C, Khotyaintsev YuV, et al. Electron scale structures and magnetic reconnection signatures in the turbulent magnetosheath. *Geophys Res Lett*. (2016) **43**:5969. doi: 10.1002/2016GL069191
74. Vörös Z, Yordanova E, Varsani A, Genestreti KJ, Khotyaintsev YuV, Li W, et al. MMS Observation of magnetic reconnection in the turbulent magnetosheath. *J Geophys Res Space Phys*. (2017) **122**:11442. doi: 10.1002/2017JA024535
75. Fischer D, Magnes W, Hagen C, Dors I, Chutter MW, Needell J, et al. Optimized merging of search coil and fluxgate data for MMS. *Geoscient Instr Methods Data Syst*. (2016) **5**:521. doi: 10.5194/gi-5-521-2016
76. Russell CT, Anderson BJ, Baumjohann W, Bromund KR, Dearborn D, Fischer D, et al. The magnetospheric multiscale magnetometers. *Space Sci Rev*. (2016) **199**:189. doi: 10.1007/s11214-014-0057-3
77. Le Contel O, Leroy P, Roux A, Coillot C, Alison D, Bouabdellah A et al. The search-coil magnetometer for MMS. *Space Sci Rev*. (2016) **199**:257. doi: 10.1007/978-94-024-0861-4-9
78. Pollock C, Moore T, Jacques A, Burch J, Gliese U, Saito Y, et al. Fast plasma investigation for magnetospheric multiscale. *Space Sci Rev*. (2016) **199**:331. doi: 10.1007/s11214-016-0245-4
79. Wicks RT, Mallet A, Horbury TS, Chen CH, Schekochihin AA, Mitchell JJ. Alignment and scaling of large-scale fluctuations in the solar wind. *Phys Rev Lett*. (2013) **110**:025003. doi: 10.1103/PhysRevLett.110.025003
80. Lepping RP, Acuña MH, Burlaga LF, Farrell WM, Slavin JA, Schatten KH, et al. The WIND magnetic field investigation. *Space Sci Rev*. (1995) **71**:207.
81. Lin RP, Anderson KA, Ashford S, Carlson C, Curtis D, Ergun R, et al. A three-dimensional plasma and energetic particle investigation for the wind spacecraft. *Space Sci Rev*. (1995) **71**:125.
82. Chen CHK, Bale SD, Salem CS, Maruca BA. Residual energy spectrum of solar wind turbulence. *Astrophys J*. (2013) **770**:125. doi: 10.1088/0004-637X/770/2/125
83. Fraternali F, Pogorelov NV, Richardson JD, Tordella D. Magnetic turbulence spectra and intermittency in the heliosheath and in the local interstellar medium. *Astrophys J*. (2018) **872**:40. doi: 10.3847/1538-4357/aafd30
84. Alexandrova O, Lacombe C, Mangeney A. Spectra and anisotropy of magnetic fluctuations in the Earth's magnetosheath: Cluster observations. *Ann Geophys*. (2008) **26**:3585. doi: 10.5194/angeo-26-3585-2008

85. Huang SY, Hadid LZ, Sahraoui F, Yuan ZG, Deng XH. On the existence of the kolmogorov inertial range in the terrestrial magnetosheath turbulence. *Astrophys J Lett.* (2017) **836**:L10. doi: 10.3847/2041-8213/836/1/L10
86. Carbone F, Sorriso-Valvo L. Experimental analysis of intermittency in electrohydrodynamic instability. *Eur Phys J E.* (2014) **37**:61. doi: 10.1140/epje/i2014-14061-x
87. Meneveau C, Sreenivasan KR. Simple multifractal cascade model for fully developed turbulence. *Phys Rev Lett.* (1987) **59**:1424.
88. Benzi R, Ciliberto S, Tripicciono R, Baudet C, Massaioli F, Succi S. Extended self-similarity in turbulent flows. *Phys Rev E.* (1993) **48**:R29.
89. Marino R, Sorriso-Valvo L, D'Amicis R, Carbone V, Bruno R, Veltri P. On the occurrence of the third-order scaling in high latitude solar wind. *Astrophys J.* (2012) **750**:41. doi: 10.1088/0004-637X/750/1/41

Conflict of Interest Statement: The authors declare that the research was conducted in the absence of any commercial or financial relationships that could be construed as a potential conflict of interest.

Copyright © 2019 Sorriso-Valvo, De Vita, Fraternali, Gurchumelia, Perri, Nigro, Catapano, Retinò, Chen, Yordanova, Pezzi, Chargazia, Kharshiladze, Kvaratskhelia, Váscónez, Marino, Le Contel, Giles, Moore, Torbert and Burch. This is an open-access article distributed under the terms of the Creative Commons Attribution License (CC BY). The use, distribution or reproduction in other forums is permitted, provided the original author(s) and the copyright owner(s) are credited and that the original publication in this journal is cited, in accordance with accepted academic practice. No use, distribution or reproduction is permitted which does not comply with these terms.