



**HAL**  
open science

## **Interoperability Experience on Integrating between Different Active Measurement Systems**

Jaeyoung Choi, Géraldine Texier, Yongho Seok, Taekyoun Kwon, Laurent Toutain,  
Yanghee Choi

### ► **To cite this version:**

Jaeyoung Choi, Géraldine Texier, Yongho Seok, Taekyoun Kwon, Laurent Toutain, et al.. Interoperability Experience on Integrating between Different Active Measurement Systems. Lecture Notes of the Institute for Computer Sciences, Social Informatics and Telecommunications Engineering, 2006, 3961, pp.630 - 638. <hal-02368203>

**HAL Id: hal-02368203**

**<https://hal.science/hal-02368203v1>**

Submitted on 18 Nov 2019

**HAL** is a multi-disciplinary open access archive for the deposit and dissemination of scientific research documents, whether they are published or not. The documents may come from teaching and research institutions in France or abroad, or from public or private research centers.

L'archive ouverte pluridisciplinaire **HAL**, est destinée au dépôt et à la diffusion de documents scientifiques de niveau recherche, publiés ou non, émanant des établissements d'enseignement et de recherche français ou étrangers, des laboratoires publics ou privés.



HAL Authorization

# Interoperability Experiences on Integrating between Different Active Measurement Systems

★

Jaeyoung Choi<sup>1</sup>, Geraldine TEXIER<sup>2</sup>, Yongho Seok<sup>1</sup>, Taekyoung Kwon<sup>1</sup>,  
Laurent TOUTAIN<sup>2</sup>, and Yanghee Choi<sup>1</sup>

<sup>1</sup> School of Computer Science and Engineering  
Seoul National University, Seoul, Korea

{jychoi, yhseok, tkkwon, yhchoi}@mmmlab.snu.ac.kr

<sup>2</sup> RSM Department

ENST Bretagne, Rennes, France

{geraldine.texier, laurent.toutain}@enst-bretagne.fr

**Abstract.** Traffic measurement is an important issue in IP networks for both internet service providers and users. Over the past decade, a number of active measurement tools have been implemented to measure and analyze IP networks. By making these tools interoperable, we can measure a wide network that encompasses different administrative domains.

In this paper, we present the accumulated observation from our project, which integrates two different traffic measurement systems : Active Measurement Tool (AMT) and Saturne. The integrated measurement infrastructure, STAR, can measure one-way delay, one-way delay jitter, and packet loss rate metrics, as defined at the IETF. By using STAR, we have measured the network between Korea and France. As a result, we found that the network between Korea and France connected by TEIN link is stable and has low loss rate.

**Key words:** Active Measurement, Traffic Measurement, System Integration, Interoperability

## 1 Introduction

As the Internet is getting more and more complex and larger, measurement infrastructures and methodologies become essential to characterize network traffic. The Internet Protocol Performance Metrics (IPPM) working group of the Internet Engineering Task Force (IETF) has developed several metrics for this purpose, such as one-way delay [1], one-way packet loss [2], instantaneous packet delay variation [3]. With measurement data obtained, we can effectively perform the network management and can understand the characteristics of network

---

\* This work was supported by STAR project, 2004.

well. For these purposes, there have been proposed many measurement tools like RIPE [4], Surveyor [5], Active Measurement Tool (AMT) [6], Saturne [7], PingER [8], AMP [9].

We can classify these tools into two categories. In Active measurement category, a measurement machine will explicitly inject measurement packets called probe packets in a path. Also, the sending machine and the receiving machine have to agree on the format of probe packets. On the other hand, the passive methodology doesn't use an explicit measurement packet. Passive measurement is a means of tracking the performance and behaviour of packet streams by monitoring the traffic without creating or modifying it.

Most of active measurement infrastructures have developed its own measurement daemons. However, the characteristics of a specific network along the measured path is often limited by the scope of the path [10]. To measure a long network, there can be a lot of problems like economic cost or human resource unavailability. Alternatively, it can be a good solution to make multiple active measurement infrastructures interoperable.

When different active measurement infrastructures have been integrated, what to measure and how to measure have to be resolved before integration. What to measure is mainly related to metrics that will be provided by integrated measurement infrastructure. How to measure represents the functionalities of a measurement system. Even though several measurement systems provide the same metric, the detailed implementation of measurement can be quite different. There can be many issues in integrating different measurement infrastructures in the above two aspects. Examples of the most important issues are a method of time synchronization, a format of a probe packet, how to timestamp, a way to gather results, and generation of probe packets. We will describe each of these issues in Section 2.

The basic objective of our paper is to describe our experiences on integrating two different active measurement infrastructures, AMT of Korea and Saturne of France. To understand the network link between Korea and France, we make our infrastructures interoperable and perform measurements with Trans-Eurasia Information Network (TEIN) link. This paper is organized as follow; Section 2 presents general issues in integrating and compares the conventional active measurement tools. In Section 3, we describe our active measurement infrastructure, AMT and Saturne, respectively. Then, we explain detailed issues on interoperability and how to solve those issues in Section 4. We also show the result of one-way delay measurement in real network (TEIN) in Section 5. Finally, we conclude this paper.

## 2 Issues in integration

In this section, we will talk about design issues in integrating two different measurement systems. As mentioned before, we consider five consideration points in integration.

1. Time synchronization

**Table 1.** Comparison of Characteristics of Active Measurement Tools

	AMT	Saturne	RIPE	PingER	AMP
Time synchronization	GPS	GPS + NTP	GPS	NTP	NTP
Time-stamping location	data link	data link	data link	IP layer	IP layer
Measured delay	one-way	one-way	one-way	two-way	two-way
Result processing	socket	RPC	rcp	local	N/A
Flow generation	poisson	linear	poisson	bursty	linear random

- In the view point of interoperability, it will be recommendable to synchronize different measurement machines with same method. It is because the accuracy of metric measured separately along two asymmetric paths can be fully guaranteed only when the resolution of each emission point is same.
2. The format of probe packet
    - Before providing interoperability between two different systems, it has to be decided what to measure with the integrated system. There can be some systems that cannot be integrated together. For example, one system measures some metrics in an end-to-end manner while another system does hop-by-hop. Between these systems, it is impossible to provide interoperability.
    - After the agreement on measuring metrics, the format of a probe packet has to be decided. We recommend to keep the probe packet format same among interoperating systems to easily make the infrastructures integrated.
  3. Timestamping
    - This issue is related to the policy where the stamping is done. When the timestamp field is filled at an application layer, layering delay can occur. From the one-way delay metric definition of IPPM, the layering delay has to be removed in active measurements.
    - In integrating different systems, time-stamping has to be done at least the same layer to minimize the error bound of accuracy.
  4. Result processing
    - Each interoperable system must provide an interface to gather the measured data. When a machine calculates result metrics from probe packets emitted by peer, it transmits them to its peer or a central database for storage. Therefore each measurement machine must provide an interface for this functionality.
  5. Flow generation
    - Flow generation means how often an measurement system generates probe packets. RIPE [4] schedules in proportion to poisson distribution which total average arrival rate is 1, PingER [8] uses the bursty form as flow distribution and AMP [9] generates according to linear random function for first 15 seconds per minutes. There is a trade-off between the accuracy of measurement and network overhead. And the flow of

probe packets itself can even affect the network characteristics in some extreme cases.

Table 1 summarizes comparison with the characteristics of some active measurement tools in the point of issues described above.

### 3 Two Active Measurement Systems

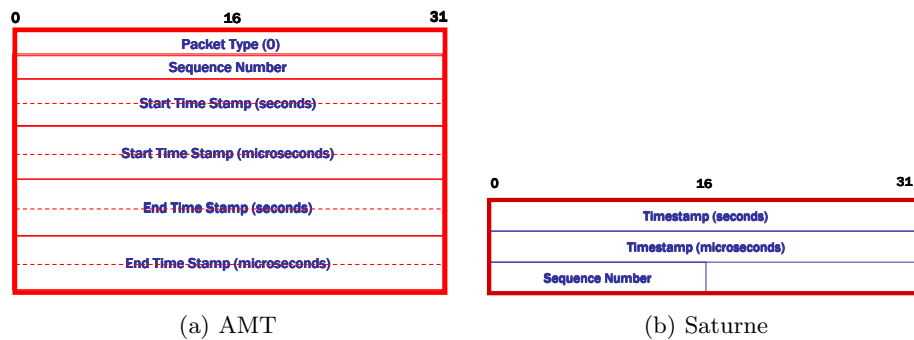


Fig. 1. Probe Packet Format

#### 3.1 Active Measurement Tool (AMT)

Active Measurement Tool (AMT) is an active measurement infrastructure made by Seoul National University (SNU) in 2000. The AMT measurement architecture can measure one-way delay, one-way packet loss and one-way delay jitter. Measurement machines of AMT is synchronized by using “GPS Clock 200“ [11]. And time-stamping is performed at link layer by modified Free BSD kernel.

#### 3.2 Saturne

Saturne is an active measurement infrastructure made by “Groupe des ecoles des telecommunications / Ecole Nationale Superieure des Telecommunications de Bretagne“ (GET/ENST) in 2003. The Saturne architecture performs end-to-end active measurements of one-way delay and packet loss rate. The Saturne architecture uses Trimble smart antenna [12] as a source of network time protocol (NTP) [16]. Trimble’s GPS system generates a pulse-per-second PPS synchronized to UTC within +/- 100 ns. Time-stamping is achieved by AD-Serv/ALTQ [13] [14] tools.

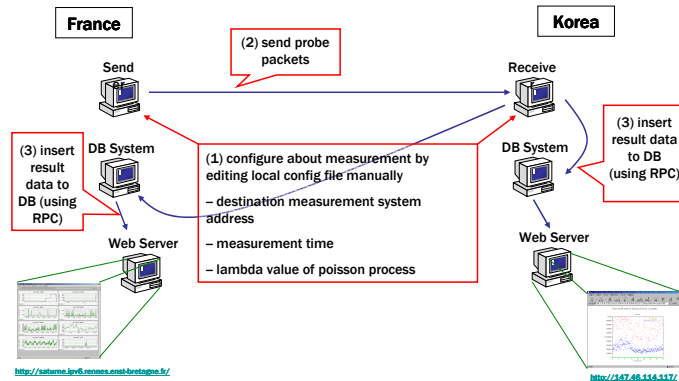


Fig. 2. Integrated Infrastructure

## 4 Interoperability between AMT and Saturne

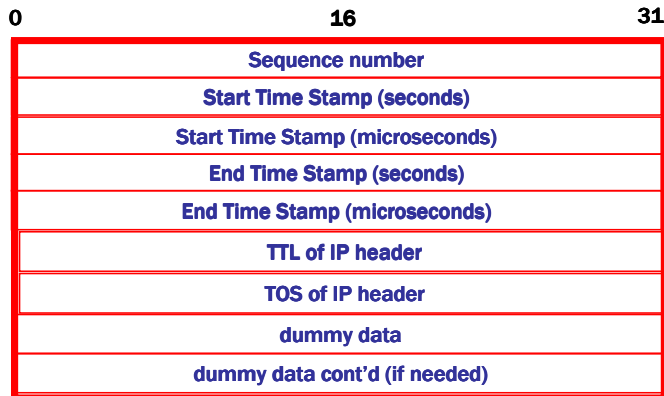
As described in the previous section, we integrated with AMT and Saturne. Figure 2 shows the architecture of our integrated infrastructure, STAR, and message flow for traffic measurement. Each measurement machine located at Korea and France is configured with IP address of peer measurement machine, start time and duration of measurement and traffic generation parameters (total average arrival rate of poisson process) before measurement. When the measurement starts, measurement machines periodically send probe packets. Once receiving a probe packet, STAR daemon calculates metrics and stores them to both database server maintained by Korea and France using Remote Procedure Call (RPC). The graph of the measured traffic is serviced by database server and can be displayed in real time (<http://star.apan.snu.ac.kr>). In this section, we will list some issues in interoperability and describe how to solve each issue.

### 4.1 Time Synchronization

Synchronization is one of the most important element in active measurement architecture in order to measure IP networks accurately. Both AMT and Saturne uses GPS as a source of NTP even though they use different GPS product. It can be possible to use CDMA technology as the GPS is so expensive and we have to maintain several measurement machines. The way to use CDMA is more cheap, but its accuracy about time resolution does not match with GPS.

### 4.2 Probe Packet Format

The most important fields in the probe packet format are timestamp and sequence number fields. Both AMT and Saturne have these two fields though the sequence of these fields is different. But, the problem in designing new probe



**Fig. 3.** Probe Packet Format of STAR

packet format was a field for AMT's control plane. We will provide a control plane in future work.

Figure 1 shows the probe packet format of AMT and Saturne before integration. While AMT needs extra payload field to enable the application to access the receiving timestamp field, Saturne uses BSD Packet Filter (BPF) [15] and therefore Saturne doesn't need extra receiving timestamp field. Besides AMT has a packet type field in order to distinguish a probe packet from control packets. Figure 3 shows the probe packet format of STAR. In order to integrate without much modification of each system, we decide to keep its own timestamping mechanism of AMT and Saturne. A receiving measurement machine of STAR in Korea reads a timestamp, TTL, and TOS field at application layer while a receiving machine in France does the same functions at link layer. There are two kinds of timestamp field, start and end. A start timestamp field is filled at the link layer of sending machine, and an end timestamp at the same layer of receiving machine. In order to modify the value of a start timestamp at link layer, we disable a checksum function of UDP. The TTL and TOS fields in payload is equal to those of IP header. These fields are added because of the limitation about AMT's implementation method. Lastly the dummy field ensures the probe packet to be of the same size even after inserting some extra fields later. It is important for the exact mathematical analysis to keep the size of probe packets same between several experiments.

### 4.3 Time-stamping Location

AMT uses the socket library to send and receive probe packets and there are no access mechanism to write/read timestamp fields in ethernet layer. In AMT, modified ethernet layer performs to fill the value of receive time the stamp field in application payload with system time synchronized by GPS. To do this, FreeBSD

kernel of AMT measurement machines have been modified. This is why the receiving field is needed in AMT unlike Saturne. Unlike AMT, Saturne uses the ADServ/ALTQ mechanism for time-stamping. By using ADServ/ALTQ mechanism, Saturne can read or write directly probe packet header in link layer.

In integrating two different measurement tools, it is important to record the emission and reception timestamp at the same layer to remove layering delay. In order to approximate our result one-way delay value to its definition of IPPM (it is defined at RFC 2679 [17]), we agreed to timestamp at link layer. And because we don't want to modify too much parts of each system for interoperability, we decided to have time-stamp fields in probe packet format and AMT accesses them in application layer, while Saturne does the same functions in link layer.

#### 4.4 Gathering Results

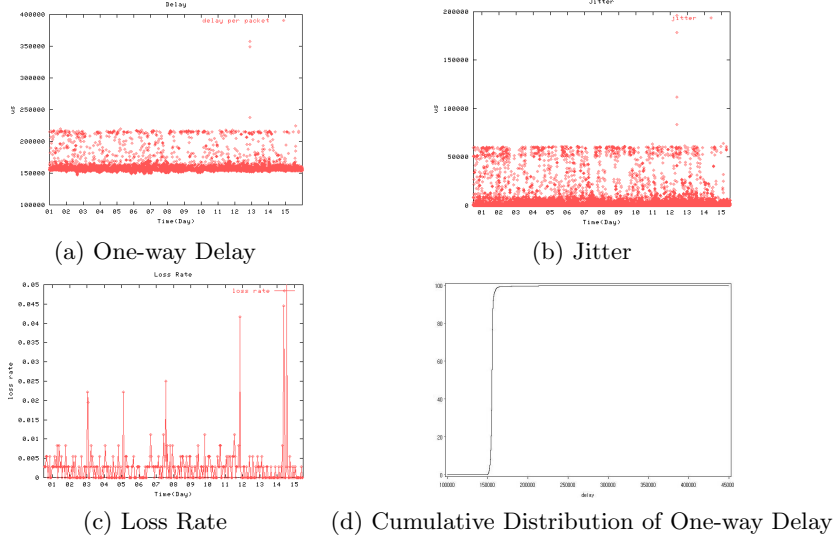
When the user gives a gathering command to the control server in AMT, the control server signals to specific measurement machines to inform data gathering. Right after receiving that signal, "gathering thread" of each measurement machine will send its measured data to "db daemon" of the control server by means of TCP socket communications. In Saturne, data gathering process is invoked whenever a probe packet arrives. After receiving and calculating with arriving probe packets, the result is stored at the central database by using Remote Procedure Call (RPC) communications. The central database server provides an RPC interface to store the result data to its database, and administers an RPC server daemon.

Regarding integrated infrastructure, it is simpler and easier to implement to use RPC for gathering results which is adopted in STAR.

## 5 Experimental Results

The STAR architecture has been operating between Korea and France through TEIN link. TEIN link connects KOrea REsearch Network (KOREN) in Korea and Renater in France together. We install two measurement machines at KOREN and Renater, respectively. In order to validate the implementation of STAR architecture, we have performed several sets of experiments. In this section, we show the measurement results of an experiment that is carried out from January 1st 2005 to January 15th 2005. The graphs of measurement results are available at <http://star.apan.snu.ac.kr>.

Figure 4 shows graphs of these three metrics. One-way delay is calculated from values of time-stamp field of received probe packets. As described before, there are two time-stamp fields such as sendtime and recvtime in the probe packet format, and obviously one-way delay is recvtime minus sendtime. These values are calculated by a micro-second unit for a more accurate measurement. As showing at figure 4 (a), one-way delay values of this network look stable, and they mainly range from about 150 *ms* to about 220 *ms*. Therefore the jitter value of one-way delay is quite small as shown at figure 4 (b). Lastly, loss rate of this network is

**Fig. 4.** Measurement results

low, too. At figure 4 (c), most of loss rate values are distributed below 0.5%. We hastily thought that this network path, that is KOREN-TEIN-Renater, has a stable characteristics than other path between Korea and France. In the following section, we are going to show some statistical data to confirm this judgment. Table 2 shows statistical data about figure 4 (a). Maximum one-way delay is

**Table 2.** Statistics of one-way delay

	value (unit $\mu s$ )
Total Number	129120
Maximum	408596
Minimum	147488
Average	155632.75
Median	155450
Lower Quartile	154743.0
Upper Quartile	156046.0
Standard Deviation	3657.80

about 400 *ms* and minimum is about 140 *ms*. Average value is about 155 *ms* and median is also about 155 *ms*. And from two quartile values and standard deviation of one-way delay values, we can conclude there is not much variation of one-way delay values in this network path because standard deviation is only 3 *ms*, and it is quite small value. Figure 4 (d) supports this conclusion, showing

us that most of one-way delay values are around 150 *ms*. But, we must not jump to the conclusion that this network path is better than others, since we don't know whether the average value of one-way delay, 150 *ms*, is smaller than others or not. The comparison with other network paths will be depicted in the analysis paper. From table 2, we suggest that this network path is partially qualified to serve a multimedia application since variation of one-way delay is small and loss rate of this path is quite low.

## 6 Conclusion

In order to measure the network, there has been implemented several measurement tools. By making different active measurement infrastructures interoperable, we can get significant benefits. To illustrate the feasibility, SNU in Korea and GET/ENST in France integrate their own active measurement tools, AMT and Saturne. In integrating different measurement systems, there are many design issues such as how to synchronize measurement machines, how to time-stamp a probe packet, how to gather results, what to measure. We have integrated the format of probe packet, time-stamping location, result metrics, database schema, and how to gather results. We successfully implement the integrated active measurement infrastructure, STAR. To validate this system and to analyze the characteristics of network path, KOREN-TEIN-Renater, we performed a measurement for about two weeks and found that a variation of one-way delay in this network path is small and loss rate is low too.

## References

1. G. Almes et al, "A One-way Delay Metric for IPPM," RFC 2679, September. 1999.
2. G. Almes et al, "A One-way Packet Loss Metric for IPPM," RFC 2680, September. 1999.
3. C. Demichelis and P. Chimento, "IP Packet Delay Variation Metric for IPPM," draft-ietf-ippm-ipdv-08.txt, November 2001.
4. F. Georgatos, F. Gruber, D. Karrenberg, M. Santcroos, A. Susanj, H. Uijterwaal, and R. Wilhelm. "Providing Active Measurements as a Regular Service for ISP's," In Passive and Active Measurements Workshop, April. 2001.
5. <http://www.advanced.org/surveyor>.
6. Jaehoon Jeong, Seungyun Lee, Yongjin Kim, and Yanghee Choi. "Design and Implementation of One-way IP Performance Measurement Tool," ICOIN, 2002.
7. J. Corral, G. Texier, and L. Toutain, "End-to-End Active Measurement Architecture in IP Networks (SATURNE)," Proceedings of Passive and Active Measurement Workshop PAM'03, La Jolla, CA, 2003.
8. W. Matthews and L. Cottrel, "The PingER project: Active Internet performance monitoring for the HENP community," IEEE Communications, vol. 38, no. 5, pp. 130-136, May 2000.
9. <http://amp.nlanr.net/AMP>.

10. Maheen Hasib and John A. Schormans, "Limitations of Passive & Active Measurement Methods In Packet Networks," London Communications Symposium 2004, September. 2004.
11. <http://www.gpsclock.com>.
12. <http://www.trimble.com>.
13. <http://www.rennes.enst-bretagne.fr/~medina/ds-imp/>.
14. K. Cho, "The design and implementation of the altq traffic management system," Ph.D. dissertation, Keio University, 2001.
15. S. McCane and V. Jacobson, "The bsd packet filter: A new architecture for user-level packet capture," 1993.
16. <http://www.eecis.udel.edu/~ntp>.
17. <http://www.faqs.org/rfcs/rfc2679.html>.