



HAL
open science

Handling sign language handshapes annotation with the Typannot typefont

Patrick Doan, Dominique Boutet, Claudia S. Bianchini, Claire Danet, Morgane Rébulard, Jean-François Dauphin, Léa Chèvrefils, Chloé Thomas, Mathieu Réguer

► To cite this version:

Patrick Doan, Dominique Boutet, Claudia S. Bianchini, Claire Danet, Morgane Rébulard, et al.. Handling sign language handshapes annotation with the Typannot typefont. *CogniTextes*, 2019, Corpora and Representativeness, 19, pp.1-24. <10.4000/cognitextes.1401>. <hal-02367761>

HAL Id: hal-02367761

<https://hal.science/hal-02367761v1>

Submitted on 18 Nov 2019

HAL is a multi-disciplinary open access archive for the deposit and dissemination of scientific research documents, whether they are published or not. The documents may come from teaching and research institutions in France or abroad, or from public or private research centers.

L'archive ouverte pluridisciplinaire **HAL**, est destinée au dépôt et à la diffusion de documents scientifiques de niveau recherche, publiés ou non, émanant des établissements d'enseignement et de recherche français ou étrangers, des laboratoires publics ou privés.



Distributed under a Creative Commons CC BY-NC-ND 4.0 - Attribution - Non-commercial use - No Derivative Works - International License



CogniTExtes

Revue de l'Association française de linguistique cognitive

Volume 19 | 2019
Corpora and Representativeness

Handling Sign Language handshapes annotation with the *typannot* typefont

Patrick Doan, Dominique Boutet, AdrienContesse, Claudia S. Bianchini, Claire Danet, Morgane Rébulard, Jean-François Dauphin, Léa Chevrefils, Chloé Thomas and Mathieu Reguer



Electronic version

URL: <http://journals.openedition.org/cognitextes/1401>

DOI: 10.4000/cognitextes.1401

ISSN: 1958-5322

Publisher

Association française de linguistique cognitive

Brought to you by Université de Poitiers



Electronic reference

Patrick Doan, Dominique Boutet, AdrienContesse, Claudia S. Bianchini, Claire Danet, Morgane Rébulard, Jean-François Dauphin, Léa Chevrefils, Chloé Thomas & Mathieu Reguer, « Handling Sign Language handshapes annotation with the *typannot* typefont », *CogniTExtes* [Online], Volume 19 | 2019, Online since 17 June 2019, connection on 16 October 2019. URL : <http://journals.openedition.org/cognitextes/1401> ; DOI : 10.4000/cognitextes.1401

This text was automatically generated on 16 October 2019.



CogniTExtes est mis à disposition selon les termes de la licence Creative Commons Attribution - Pas d'Utilisation Commerciale - Pas de Modification 4.0 International.

Handling sign language handshapes annotation with the *typannot* typefont

Patrick Doan, Dominique Boutet, Adrien Contesse, Claudia S. Bianchini,
Claire Danet, Morgane Rébulard, Jean-François Dauphin, Léa Chevrefils,
Chloé Thomas and Mathieu Reguer

1. Introduction

- ¹ All SLs and over 90% of all Vocal Languages (VLs) have not yet developed or acquired a writing system. Linguistic study, however, requires collecting, grouping and classifying data. To do so, one needs to use a typeface that represents language in a graphic form (Slobin *et al.* 2001). The aim of this paper is to present **Typannot**, a typographic system able to: 1) transcribe the multi-linearity¹ of SLs; and 2) solve the time-consuming issue of SL transcription. In this paper, we will exemplify the principles of Typannot through the parameter of handshape (HS), although the system is also able to represent other SL parameters: orientation, location² (LOC), movement, and facial expression.
- ² To start, we will bring to light the stakes and issues in SL that call for a new tool. The first issue is that SLs are multi-linear³ languages that challenge the VL-centric conception of representation (see §2). Some Sign Language transcription systems (TranSys) have already been proposed and we will present them through the perspective of translation/identification, on the one hand, and transcription of forms on the other hand (see §3). The following review of existing SL TranSys provides cues to understanding the gap between the purpose of each TranSys and the reality of SLs and their notations. The second issue pertains to the transcription scope, i.e. data searchability: transcriptions are chiefly made for database queries. What is the structure of the information and how can we design a system to represent the combination of its components in an exhaustive way (see §4)?

- 3 Next, we will present the four design principles that we developed as working guidelines: *genericity*, *readability*, *modularity*, *scriptability*. Through an interdisciplinary reflection involving linguists, designers, and developers, we define the junctions between the different working frames, from linguistic modelization to a systematic typographic system (see §5). We applied these principles to design an initial typeface that represents the parameter of handshape (HS) (see §6). With the typographic system in place, we had to develop our own typesetting tool and to propose input options that utilize current technology such as OpenType format, gesture capture, and recognition solutions (see §7). Apart from the representation of the forms of SL's parameters, another problem we tackle is the reduction of transcription time.
- 4 Finally, we will present a corpus in French Sign Language (LSF) that has been transcribed entirely using Typannot HS generic characters. We also annotated the LOC and orientation of the palm in a graphemic form. Some preliminary results will be presented (see §8).

2. Consequences of the production modalities of Speech/Signs

- 5 VLS with an “oral-only” tradition share the phono-acoustic channel with VLS having an “also written” tradition, thus it is possible to represent them using adaptations of existing phonographic systems. SLs, however, are based on the gestural-visual channel, which requires creating a different system of representation. One of the consequences for SL concerns the constraints of the linearity of writing: unlike VL writing, which is mono-linear because of the mono-linearity of speech production (phonemes are sequentially disposed [Linnel 2004]), the visuo-gestural channels of SL production are multi-linear. Until today, no existing writing system has represented multi-linearity: from inscription (traditionally done with some kind of nib: pen, quill, brush, etc.) to reading phases, all writing productions are built around VL mono-linearity or structured by VL mono-linearity, even in ideographic systems. Traditional writing systems are clearly inappropriate for addressing SL's iconic and multi-linear nature, considering that SL's "oral" articulators (fingers, hands, forearms, arms) are both informing the sign as a gesture at a phonological level, and transferring a meaning at a semantic level. The problem of SL multi-linearity is not a reading issue, but more deeply an inscription issue: in fact, a conductor is able to read a symphonic score despite the significant number of staff lines. But the composer is not able to write several “voices” simultaneously. VLS are traditionally hand-written with a tool (e.g., a pen or a brush) that delivers a line by moving a single point, whereas SL signs are “drawn” in space with several articulators (fingers, hands), as if the signer were using his body as a writing tool.
- 6 Luckily, computers split the inscription support (hard disk) from the reading support (screen). This separation opens up a new way of writing, not drawing (pen) but typing (keyboard). Typographic technology can automate the selection of specific glyphs using a combination of keystrokes or selections in a graphic user interface (GUI). The HS, or any other SL parameter, can also be grabbed in whole by a motion capture system and transformed into a glyph. Thus, the traditional single-tip tools for writing can be substituted with a gestural form by selecting a glyph rather than producing it in an essentially multi-punctual process.





- 7 If the multi-linearity of SL production could be set by a motion capture system, the diversity of the features intrinsic to a HS (the selection of fingers, their own shapes, the angles, the relationships between the fingers; see §6 for details), or to any parameter, should also be embodied in the generated glyph. Hence, the necessity to solve both issues: the inscription itself and the corresponding information (see §4).

3. Existing transcription systems for SLs

- 8 In recent years, modern audiovisual technologies allow the creation of large SL corpora (Blanck *et al.* 2010, Braffort 2016), granting more in-depth explorations of SL functioning. But existing technologies cannot overcome the lack of an effective representation system for SL. To solve that problem, researchers use glosses or type font systems (Johnston 2008; Fenlon *et al.* 2015). Both solutions have pros and cons.
- 9 The so-called “glosses” are mono-linear verbal labels (in the researcher’s VL) providing the (supposed) meaning of every sign by doing a sign-by-sign translation from SL to VL. On the one hand, they allow fast, easy and searchable transcriptions of large amounts of data, thanks to their use of specific video-tagging annotation tools (like ELAN - Crasborn & Sloetjes 2008 - or iLex - Hanke 2002); on the other hand, they are influenced by VL syntax and semantics and do not, therefore, provide any information about the sign form. The use of glosses prevents the identification of form-meaning patterns and may conceal SL-specific phenomena. To avoid some of these problems, Johnston (2008) has developed the system “ID-gloss” (see §3.1).
- 10 Typographic systems⁴ consider signs on the basis of their form. Most of them are inspired by the pioneering notation developed by Stokoe (1960) and, like this first typographic system, they show just a mono-linear view of SL (cf. Figure 1), dividing signs in four main parameters: HS, orientation, LOC, and movement of the hand; only a few typographic systems also describe facial expression and body posture. Typographic systems are easy to read and are not influenced by VLS, but they are usually tedious to learn and use because of the large number of characters and their weak iconicity, and some of them do not ensure searchability. At present, two different typographic systems circulate more broadly than others: HamNoSys (Prillwitz 1989; see §3.2), developed for research purposes, and SignWriting (Sutton 1995; see §3.3), mostly dedicated to education. The different aims pursued by Prillwitz and Sutton means that HamNoSys is particularly suited to computer-assisted linguistic research and focuses mainly on conveying the signs form, while SignWriting is more effective for handwriting and tends to convey the meaning of signs as effective and quick as possible.

Figure 1. The American Sign Language sign for Goldilocks in Stokoe Notation, HamNoSys and SignWriting

Source : www.signwriting.org

 <p>GOLDILOCKS</p>	<p>STOKOE</p> 	<p>SIGNWRITING</p> 
<p>HAMNOSYS</p> 		

3.1 ID-Gloss

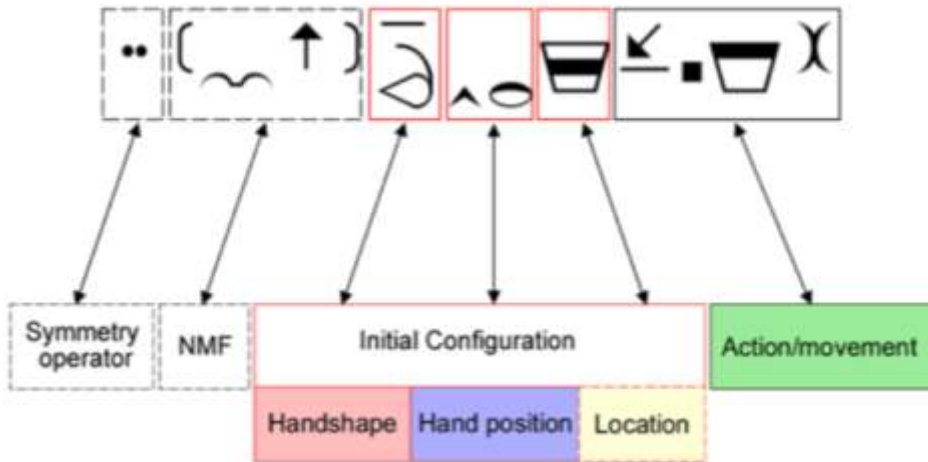
- 11 For Johnston (2008), “an ID-gloss is the (English) word that is consistently used to label a sign within the corpus, regardless of the meaning of that sign in a particular context or whether it has been systematically modified in some way”. ID-glosses are not sign translations but highly standardized labels, made to analyze lexical signs (Johnston 2011). Like traditional glosses, they are mono-linear representations, but one fundamental difference is that ID-gloss must be linked to a SignDatabase, which shows the shape of the reference sign and all its form variations. Via the SignDatabase, a researcher can decide whether to associate the sign with an existing ID-gloss or to create a new ID-gloss. To build a performing SignDatabase, it is mandatory to have a system to represent signs.

3.2 HamNoSys

- 12 A solution to linking ID-gloss with sign shape is to use the Hamburg Notation System (a.k.a. HamNoSys; Prillwitz 1989), within the iLex annotation tool. HamNoSys is a mono-linear typographic system derived from Stokoe’s notation, which has been developed for lexicographic purposes with the aim of becoming like an international phonetic alphabet (IPA) for SLs. HamNoSys characters describe the four manual parameters of SL (and, marginally, some facial expressions) in a quite compositional way (cf. Figure 2). HamNoSys is high performing in digital environments: it has been codified under Unicode standard and ensures machine *readability*, *scriptability* and *searchability*. But the computer ease-of-use does not correspond to user-friendliness: even if its characters are quite iconic, to learn, write and read an HamNoSys string is quite difficult because of their complexity and low iconicity.

Figure 2. HamNoSys linear organization

Source : Smith 2013



3.3 SignWriting

- 13 SignWriting (SW; Sutton 1995) is a typographic system developed to write⁵ (not to transcribe) SLs; it is made from over 35,000 characters, which enables both manual and non-manual parameters to be written. Visually, SW is different from any other existing typeface, because it is the only one that tries to take into account SL's multi-linearity, using highly iconic characters placed in a bi-dimensional vignette that represent signing space (cf. Figure 1): these features make it very legible and quite easy to learn, but handwriting can be laborious. SW has been developed for educational and cultural purposes and for this reason, even if software did exist dedicated to SW (e.g., SignMaker), it would not meet the researcher's need for searchability. In 2017, SW entered the Unicode standard but non-dedicated software (like MS Word) could not support the bi-dimensional layout of SW, which must be converted into a mono-linear string, and in so doing, lost all information transmitted by the use of space.

4. A transcription system : what is at stake

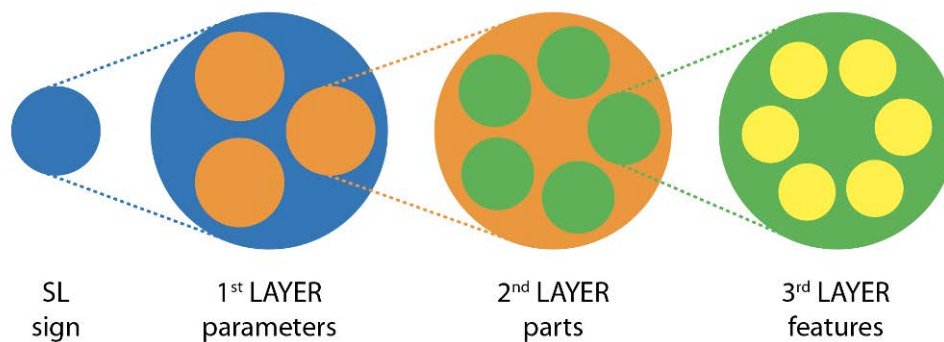
- 14 Therefore, except in a few corpora (Efthimiou *et al.* 2010; Hanke *et al.* 2012), SL parameters are not really annotated, or else just partially. One of the reasons is the time needed to do this, even if it has been rarely quantified (Colletta *et al.* 2009:57). This time consuming activity could be reduced if a glyph inserted into the annotation software used carried several pieces of information (in ELAN for instance, this would help reduce the number of tiers used to annotate sign forms to one).
- 15 In the next section, we will present our typographic system (one for each parameter: HS, LOC, movement, and facial expression), in which every glyph embeds layered information for sign representation by way of generic characters (see §4.1). This system allows a linear (like a text) and a multi-linear organization (like a score) of the information within the textual space. This formal transcription allows the concatenation of several layers of features. Hence, glyphs, as a collection of bricks of information, might represent one parameter. This concatenation renders the features searchable, despite the fact that we cannot see their forms in the glyph, and allows data query into more than is visibly transcribed (see §4.2). In the last sub-section (see §4.3), we present in detail the four

principles upon which our approach is based. The general architecture of Typannot will be explained in §5, using the most completed parameter: HS.

4.1 Structuring the information

- 16 Three layers of information are imbedded within each SL sign: 1) the parameter (1st *parametric layer*); 2) the parts (2nd *part layer*); 3) the combination of features (3rd *featural layer*). For instance, handshape (HS) is just one of the possible layers of information. HS is an example of a parameter, and is therefore an example of the 1st parametric layer. An example of the 2nd layer would be the fingers, of which all five could be chosen. The fingers would be an example of the 2nd parts layer. The third layer shows the features of the parts layer. In our example, we could say that all five fingers (2nd part layer) in the HS (1st parametric layer) are “open”; the angle of the fingers, therefore, would be represented by the 3rd featural layer.

Figure 3. Three layers of information in SL signs



- 17 The Typannot type fonts are built up from the 1st *parametric layer*. The 2nd *parts layer* contains glyphs and each glyph is constructed by using a combination of generic characters (type font character *sensu* Unicode), which correspond to the 3rd *featural layer*.
- 18 To build the list of generic features necessary for Typannot development, two approaches have been used: 1) if a well-established list of items already exists, we follow a phonological approach; 2) if, for any reason, the list of items is missing or insufficient, we establish it by following a formal approach: analyzing the anatomical or kinesiological characteristics of the parameter. The first approach has been used for HS, where an initial list of 237 items (inspired by Eccarius & Brentari’s 2008 study of HSs in 9 SLs) forms the core for extraction of features available in Typannot HS description. For movement or LOC, however, we used the second approach and built an *ad hoc* list of features.

4.2 Seeking more than what was transcribed

- 19 Another challenge for SL TranSys is to follow a systematic framework at the glyphic level in order to retain the integrity of the information that it encodes. The goal is to be able to query the various layers of description that make a sign, more than simply analyze their syntactic or semantic functions. Analyzing SL at low (phonetic) levels opens up the structure of the parameters and, through them, that of the sign. Our practice of systematic low-level transcription advances the exhaustive transcription of sign

components. Eventually, corpora that are described in such detail intrinsically hold more value, since they can be queried at more levels by more users. Presently, with our typographic system, we annotate the 3rd *featural layer* and we are able to search all three layers. By comparison, the transcription capability of ELAN software is limited to one single tier; the information in some cases, therefore, could only be transcribed inefficiently, using six entire tiers per hand.

5. The underlying four principles of our representation framework

- 20 As already discussed (see §4.1), Typannot is based on three layers of information for each parameter described. Those layers allow translating the intrinsic dimensions of the SL sign, as it is perceived, into a systematic representation framework that can be grounded in two elementary perspectives: 1) the technical and typographical contexts of transcription is formed by the pragmatic and specific conditions in which the design process of a TranSys is conceived; 2) the modelization and analytical vocations inherent to the work of transcription implies a special reflection on the way data can be viewed, assembled and searched. We identified four principles that address the fundamental requirements for our TranSys: *genericity*, *readability*, *modularity* and *scriptability*.

5.1 Genericity

- 21 Transcription fundamentally differs from representation because it requires achieving discreteness. The purpose of transcription goes beyond recognition and comprehension, which can be seen as standard tasks. To design a TranSys we need to decompose language down to its lowest distinctive units, paradoxically making it unrecognizable from the natural perspective of language. This change of dimension can be compared to a phonemic reduction and constitute an abstract representation of the parts of a sign. In order to move away from a phonetic dimension (where forms are seen from an “oral” perspective) we have to create a conceptual level of representation that identifies every single element of a sign: in simpler words, it is not “how it looks from outside” but “what it is made of inside” that interests us. For example, the fingers as perceived in a HS are made out of six generic features (3rd *featural layer*): hand, finger, event, shape, angle, contact (see §5). This concept allows a constructivist approach to transcription that is built on the articulatory nature of gesture. **Genericity** thus can be understood as a level of reduction of information that allows a system to offer a symbolic and systematic space that can be used to model any production of a parameter for any SL.
- 22 A TranSys requires not only a model that systematically characterizes each parameter but also a coherent internal organization. While the body parts have their own physical space and natural organization, transcription must follow the linear space of the writing form in which most data are input, i.e. a text. This approach requires a second radical shift of perspective to conceptualize a linear architecture in which the units of information can be consistently and logically assembled, i.e. syntax. Generic notions also help organize information within this textual space; as we have defined categories of generic information (e.g., fingers, shape, angle, events, etc.) we are able to assign them an invariable position and organization in an exhaustive string of data representing the globality of a parameter. This syntax is essential to insure data integrity and

compatibility when transcriptions are communicated beyond the individual annotator sphere, compared to each other or collaboratively edited. Thus, bricks of information are assembled in a so-called nomenclature that will be an essential criterion when it comes to reading, writing and, of course, searching.

- 23 But how can Typannot guarantee that such a level of exhaustivity remain readable for the annotator (see §3 for compromises made by SignWriting or HamNoSys)? And how can *readability* be defined when talking about SLs?

5.2 Readability

- 24 Specialists of VL writing systems have heated debates on how to define readability and most of their positions are characterized by a verbo-centric point of view (e.g. the writing system is the representation of the phonemes in a Latin typeface). To step out of this traditional attitude, we will turn to the pioneering work of the French neurophysiologist Jacques Paillard, who offers a clear and relevant definition of *readability* and *legibility* concepts. In Paillard's view (1974), an essential part of the living organism's activity is bound to collect information in order to continuously adapt itself to the changing environment, thus *in-forming*⁶ (Maturana & Varela 1980) their activity. He describes the conditions of constitutions of information in these terms:

There is no such thing as usable information without an organized structure, extractable from the space-time environment in which it arises as a singular and distinguishable element. In the "eyes" of the organism, it is the spatial and temporal organization of the accessible bits that carry the in-forming qualities of any informational food. The "signifying" nature of this informational food is only granted on the ground of the level of regularity, stability and reproducibility achieved in such an organization. (Paillard 1974, 9)

- 25 Writing, as a graphical information system based on inscriptions produced by the organism's own activity, can achieve meaning through a process of organization and distinction based on visuo-spatial regularities operated from a visuo-gestural modality. From this reflection we can outline two interesting ideas for our issues: 1) distinctivity (discreteness) is at the basis of the "informational food" structure and 2) this structure has a regular and stable organization in time and space. Here we can recognize two universal tenets that characterize all existing writing systems (whether they are alphabetic, syllabic or ideogrammatic) and can be regarded as defining the notions of *readability* and *legibility*⁷ (Mc Monnies 1999).
- 26 In writing systems, "letters" are achieved through the management of formal parameters (e.g., proportion, orientation, partition, disposition, repetition, etc.); in the case of SLs, the production of such regularities could imply the integration of the enacted structure of the language (as lived and perceived in the stable frame of reference that is the body) into the graphical space of a writing system. Although SLs cannot claim a long record of writing evolution, they do have this inherent frame of reference that is stable and regular: one's "own" body and the "lived" experience of language that is perceived through it.
- 27 In order to meet the readability criterion, Typannot must take into account both the phonological and logographical format of information. This is a unique opportunity to challenge the modal and semiotic rupture that traditionally occurs between speech and writing (voco-acoustic vs. visuo-gestural). Indeed, writing does involve reduction and

conventions but, in the case of SL, it can do so by following the fruitful relation between two extremes of writing forms: the “image” of reality as an analogical movement toward the referred idea (the *signed* body through a logographical perspective), and the modularity of a graphical decomposition of information (the parts and variations that compose that *signed* body through a phonological perspective).

- 28 To conclude, an SL TranSys needs to display the same information in two formats: 1) a *generic* form that visualizes the bits of information in a syntax that confers stability and regularity to the code architecture from the perspective of corporal and gestural models; 2) a *composed* form that integrates symbolic translations of the parts in an analogic space of representation (an image of the *signed* body). For that reason, we designed the two forms of representations and give Typannot users the ability to seamlessly and consistently view/read one or the other while retaining data integrity. Progress in typography technology allows us to design this dual perspective using the OpenType font format and functionalities (like the ligatures) that are nowadays widely implemented in all text editing environments. This way, the principle of genericity and readability can be achieved in the limited typographical dimension of the glyph. This logographic readable form is also an ongoing ethical commitment of our team to provide more accessible tools for both linguists and signers.
- 29 Nevertheless, the issue of retaining information in both forms should not hide the fact that our multi-level phonographic decomposition generates a large amount of possible combinations. Such a logographic format, based on extremely large variation pools, raises the question of “imbrication”, and thus *modularity* in a non-linear construction space. For this format to actually function in a variable environment like SL, we need to devise a systematic framework. How can we define *modularity* and how can Typannot use it to solve the question of massive combination possibilities?

5.3 Modularity

- 30 Chinese writing system is an interesting example of massive glyphic combination. At the core of its structure is a small set of radicals (214) that have phono-semantic values. Those elementary components are assembled into more complex characters to represent words with related meanings or sounds. This principle of *modularity* can be adopted to translate the visual structure of the body and gesture in Typannot glyphic framework. The generic levels of description of a parameter can actually be visualized in a set of *modules* that share visual and spatial analogies with the SL sign (see example of HS in §5).
- 31 During Typannot development, we searched for the best forms to represent SL features while assessing their ability to be assembled and remain legible. Those conventions cannot be formed arbitrarily. Typannot modular system is the result of a back-and-forth between designers (carefully evaluating all the solutions they proposed) and future users (taking into account the way they perceive and understand the system), and it is still open.
- 32 But designing the Typannot “modules” solves only half of the problem of representing all the combinations of parts and features for every single SL parameter. Designing the thousands (or millions) of possible combinations by hand is impossible, so it is mandatory to find a procedure to automate this work. In our glyphic framework, the design space is constant because it is a conventionalized projection of the body and its features. So we could write an algorithm to put each module at the right place and in the right order in

order to solve the glyphic integration problem. Our algorithm runs under *Robofont*, a font production software using Python coding language. It allows the automatic generation of all possible combinations inside a single parameter. At present, we have already generated all possible combinations for HS. The same procedure will be used for all the other parameters represented by Typannot.

- 33 Last but not least, we need to consider how the user will input this new type of graphical representation of SLs. Although a writing system inherently points toward the act of writing, should we still consider it through the perspective of the pen and the hand that controls it? Or maybe this traditional modality is not as relevant here?

5.4 Scriptability

- 34 In this article we explore the way the act of writing and the semiotic modalities of language could be articulated, as they both share a visuo-gestural dimension. Earlier we presented the principles that allow the system to depart from the natural perceived perspective of orality and achieve *genericity*, *readability* and *modularity*. This working process also brought us back to the intrinsic dimension of the SL sign: the corporal experience allowed by visual analogy. In a way, the act of tracing those analogical glyphs and modules is eventually a gestural activity that will help signers relate to a form of writing that goes beyond the image and reinstall them into their language, as an experience felt through the body and gestures⁸. We make the hypothesis that such an analogy could trigger the construction of a new kind of relation between language and writing (even if it is necessary to relativize such a practice in light of the scientific context of transcription): the **inscription** of the signer's linguistic experience into a typographic representation of SL using an intrinsic perspective (rather than external point of view). In short it has more to do with “what and how one does” than “how one looks”.
- 35 Still, transcription and analysis of SL corpus are essentially carried out in a digital environment rather than through an analogical modality like handwriting. This should bring our attention towards the issue of digital inputs methods. Each established writing system comes with its keyboard layout. Even Chinese writing has its own keyboard and users pushed so far as to emulate a traditional entry, tracing the character with the finger on a trackpad. To create the Typannot input interface, we decided our task was not to map our system onto a classical mechanical keyboard. Starting from a “blank sheet”, we explored new solutions like graphical user interfaces and motion capture systems (see § 7).

6. Coding Handshapes with Typannot system

- 36 Typannot transcribes at low (phonological) level every existing SL (142, according to Simons *et al.* 2018). As already mentioned, Typannot peculiarities are: a) it takes into consideration the *parametric*, the *part* and the *featural* layer of sign information (see §4.1); b) it is based on four underlying principles (*genericity*, *readability*, *modularity* and *scriptability* (see §4.3 for a detailed explanation); c) it is built on three levels of representation (a graphemic formula, a set of generic characters, and a typographic font made of composed forms).

- 37 To explain how the three layers of representation work together, we will continue using the HS parameter. Note that the Typannot framework developed for HS may also be applied to all other manual and non-manual parameters (at the moment, we are developing LOC, movement and facial expression, but more parameters may come).
- 38 The **graphemic formula** is an ordered list of features, which are relevant for the description of SLs. Since HS is the most investigated parameter, lists of occurring HSs already exist, and several researchers have already proposed a phonological analysis of this parameter (e.g., Liddell 1990; Brentari 1998). To build its list of generic information on HS, Typannot also uses a phonological point of view (§4.1): starting from the Eccarius and Brentari’s (2008) analysis of HS features, Typannot retains 21 features that are relevant for the analysis and, when they exclude each other, groups them into categories (i.e. event, shape, etc.; see Table 2)⁹.
- 39 The **generic characters** are the translation of the selected features (i.e., 21 for HS) into graphical forms; to compose a complete HS, these characters are then arranged in a linear way following strict syntactic rules (see Table 1). At present, to ensure portability and data queries in every software and operating system, each representation system needs to be recognizable by the Unicode Standard: to be sure to comply with all the Unicode Consortium requirements, Typannot has been developed from the very beginning to abide to the guidelines. Furthermore, thanks to its *genericity* and *modularity*, Typannot requires the formal recognition of just the generic characters (i.e., only 21 slots for HS) while, for example, SW needs 261 slots for HS.

Table 1. Syntax of the HandShape description

(* means optional ; {...} means repeat)

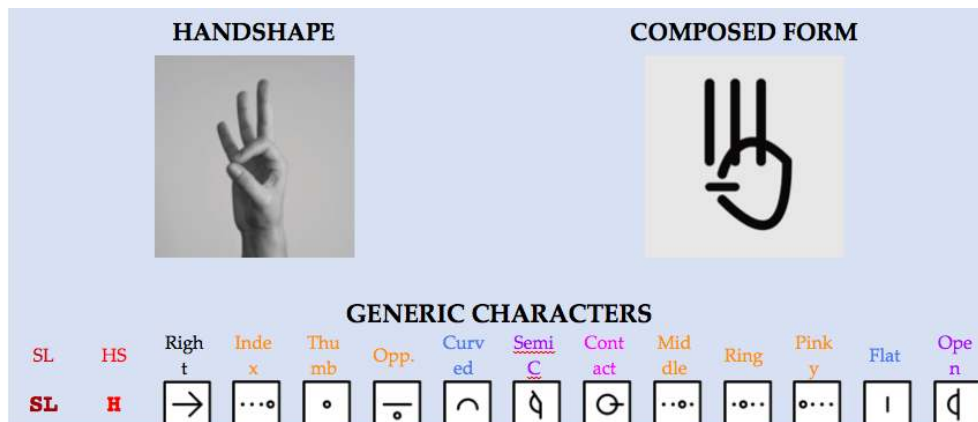
LANGUAGE PARAMETER HAND { {FINGER} EVENT* SHAPE ANGLE CONTACT* }

Table 2. Typannot glyphs for HS

Language	Parameter	Hand		Finger						
Sign Lang	Handshape	Left	Right	Index	Middle	Ring	Pinky	Thumb	Opposed	Non-opposed
SL	H	←	→	⋯•	•••	•••	•••	•	—•	—•

Event				Shape			Angle				Contact
Grouped	Crossed	Stacked	Reverse	Flat	Curved	Bent	Full-open	Open	Semi-closed	Closed	Contact
○	×	≡	⇌		∪	∩	⤴	⤵	⤶	⤷	⊕

Figure 4. Example of a HS described with generic characters and represented by a glyph in composed form. Queries can be run on the generic characters or on glyphs.

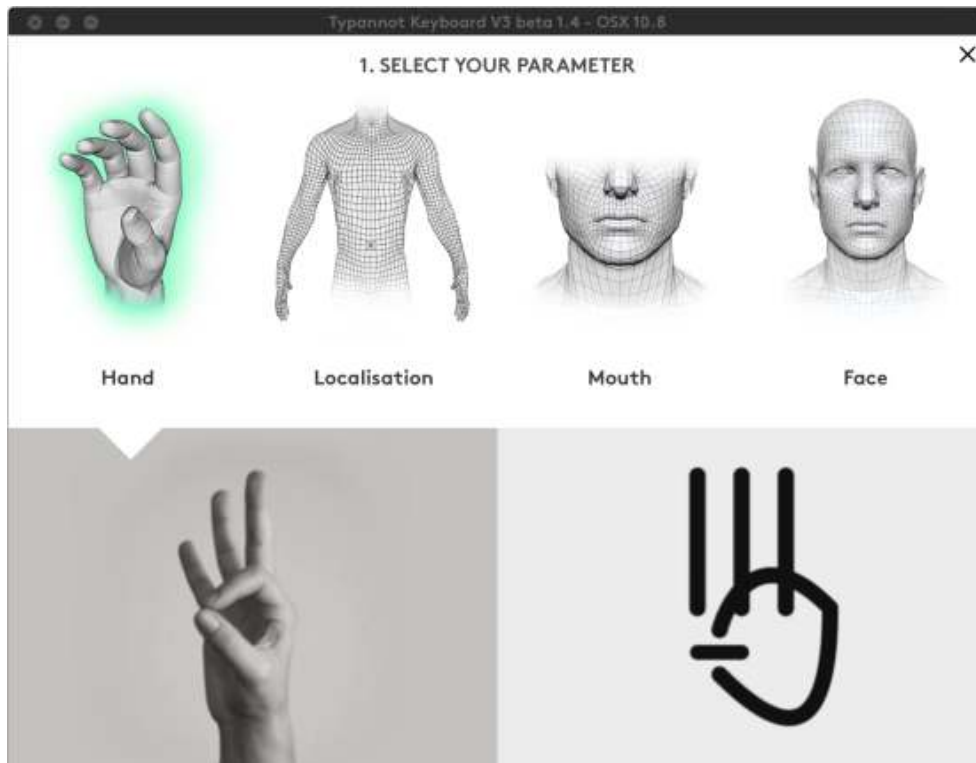


- 40 To ensure easy *readability* and *scriptability* and the integration of several pieces of information into a single glyph (see §4.2), Typannot also provides a compounded version for every HS described. The **composed form** (see Figure 4) is an iconic but highly standardized representation of the more salient features of HS; it is automatically generated within an OpenType font through typographic ligatures. Nevertheless, the permutation of every generic character into the descriptive syntax leads to countless possibilities that, instead of allowing a deeper knowledge of the HS forms, will blurry data into useless differentiations. For that reason, the Typannot team has issued some rules to narrow the list of possible HSs (passing from billions of possibilities to less than 30000 HSs), relying on phonological and kinesiological indications.

7. The virtual keyboard : Typannot Keyboard (alpha version)

- 41 Thanks to the algorithm used into Robofont (see §4.3.3), Typannot HSs have been “translated” into a font that will be soon downloadable (for free) on every operating system. The typefaces come with a dedicated virtual keyboard, which will enable users to select different parameters in order to combine Typannot glyphs (Boutet *et al.* 2018). The ongoing design and development of Typannot Keyboard (see Figure 5) focuses on creating an accessible and user-friendly tool to write down Typannot in a fast and easy way. Typannot Keyboard is based on three interfaces, some of them still under development, each one having its own peculiarity and serving different purposes and work modes.

Figure 5. Typannot Keyboard homepage



- 42 The **parametric interface** (see Figure 6 & 7), displays generic glyphs and leads the user to select, step-by-step, different parameters in order to create a HS and its corresponding glyph.

Figure 6. Typannot Keyboard parametric interface : structure of the interface¹⁰

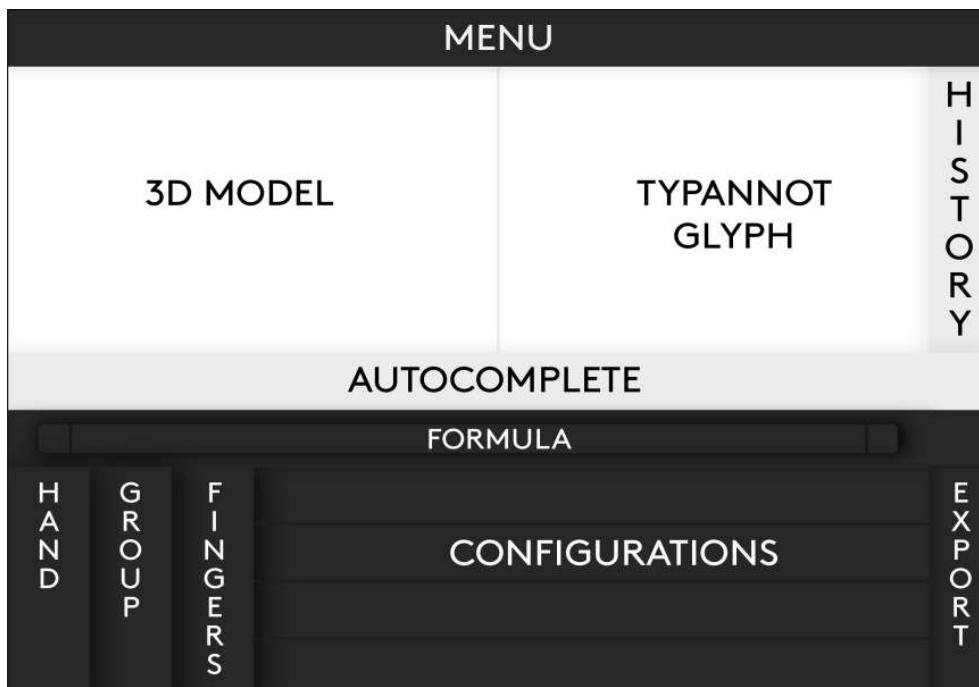
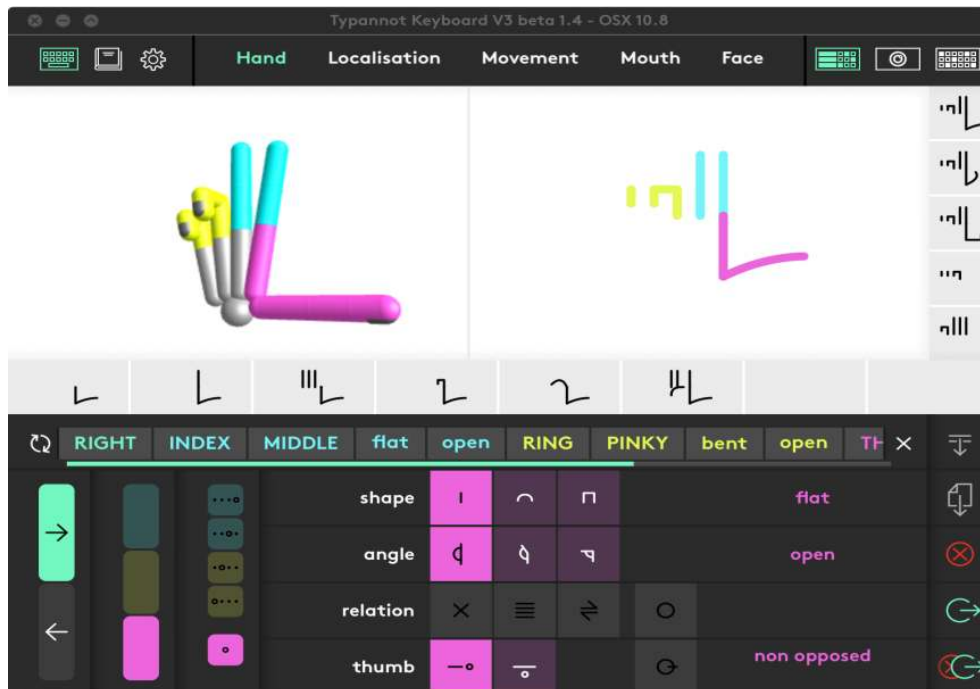


Figure 7. Typannot Keyboard parametric interface : example of the composition of a glyph



- 43 When configurations are selected, a 3D model and a glyph of the HS are displayed, allowing users to understand and verify the glyph combination; if needed, using the configuration buttons or the formula line can make some changes directly. The formula line gives feedback to the user and can be displayed as text (as in Figure 7) or can be switched to generic characters. When the combination matches the HS to be transcribed, the glyph is ready to be sent to different software. Typannot's main purpose is to transcribe SL on the ELAN annotation tool as any other typeface, but the keyboard can also be used with any other text software (Word, text edit, Google doc, etc.).
- 44 The **gestural interface**, using motion capture (MoCap, based on Leap Motion device - Avola *et al.* 2014), is under development. It will enable users to transcribe glyphs by positioning their hand, in the searched HS, above a Leap Motion sensor that will automatically capture its shape. When the right HS has been achieved, the corresponding glyph can be sent, in a single click, to any annotation or text-editing software. Some further development and adjustments need to be done before this technology can be fully operational, but a first set of tests enabled us to confirm a significant time reduction in transcribing corpora. For this interface, it is worth noting that it gives the way to solving the multi-linearity issues of SLs by transforming the signer's body (or hand, for HS) in the "pen" that enables signs to be written.
- 45 The **semi-composed interface**, also under development, offers the possibility to click directly on parts of a composed character, each one corresponding to more than one generic character (e.g., it will be possible to input, in a single click instead of two, the information "flat + semi-closed", corresponding to two generic characters). The semi-composed characters, based on glyphic solution, work just like shortcuts and offer a very efficient tool without requiring any added devices.
- 46 We are testing the different interfaces and updating functionalities and design to make it as user-friendly and efficient as possible. Until today, our work has been mainly focused

on HS, but as soon as the three different interfaces are fully operational for HS, the other parameters will be implemented, too.

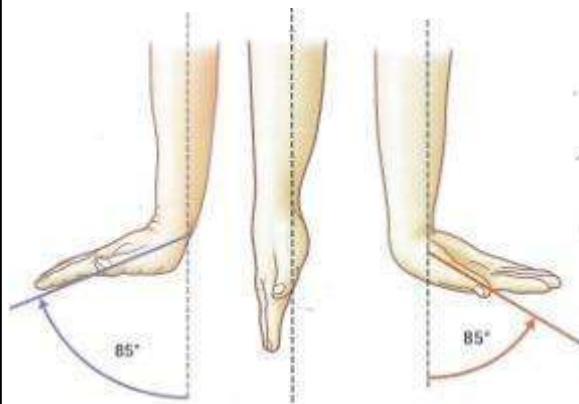
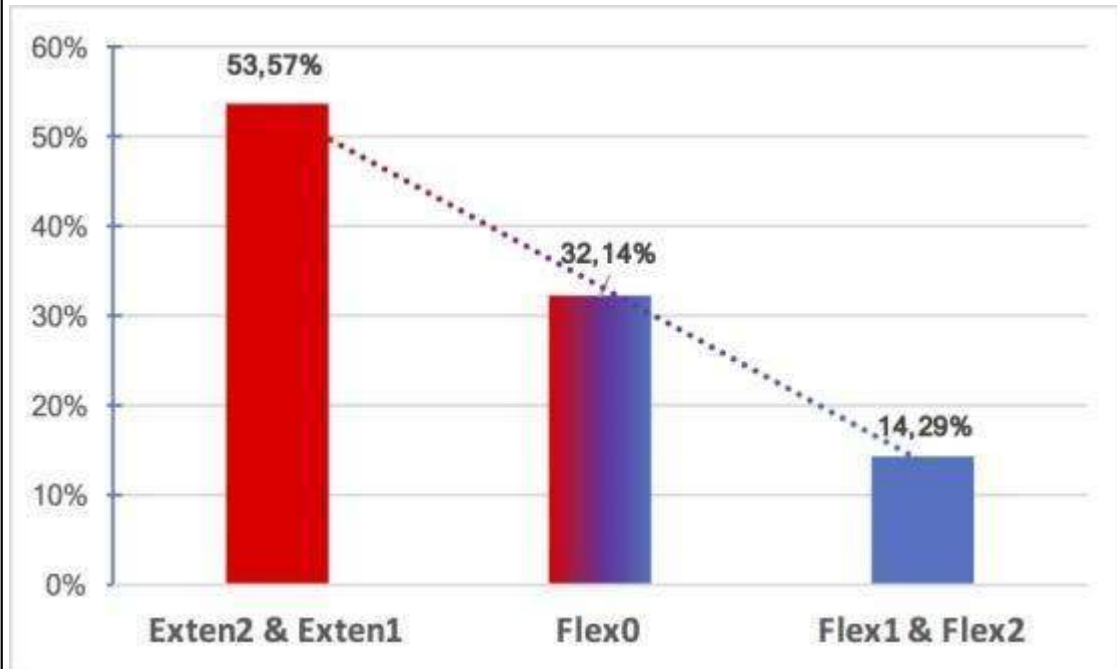
8. Typannot usage on SL linguistics : preliminary results

- 47 The use of Typannot for the HS (complete typeface) and for the LOC parameter (only the graphemic formula) reveals some preliminary results concerning the presence of praxic gestures (the way we handle objects) in LSF (French Sign Language) and, therefore, the way praxis influences the form of symbolic gestures. According to Napier (1956), we differentiate grips between: 1) *precision grip posture*, characterized by an opposition of the thumb (T_{Opp}) with at least one finger, inducing an extension of the wrist; 2) *power grip posture*, characterized by a non-opposition of the thumb (T_{NOpp}) with other fingers and no specific extension of the hand. (Note that, if a precision grip is used to seize light objects, an extension of the wrist is possible - this is not the case with power grips).
- 48 Beyond the influence of handling in symbolic gestures, a praxic approach (Siblot 1997) raises questions about the conditions in which sense is produced. Gestures share a common ground in a praxic or in a symbolic way. SLs are the only types of languages using the same medium to handle the world and to represent it. From a similar point of view, this kind of languages is unique to tackle a pragmatic approach besides a simulated action framework (Hostetter & Alibali 2010), especially at a phonological level.
- 49 For LOC, the stationary criterion of the extension of the wrist has been retained to differentiate *precision grip* (with T_{Opp}) and *power grip* (with T_{NOpp}). We expect that T_{Opp} HS should present an extension of the wrist whereas T_{NOpp} HSs should witness non-specific extension of the hand. This assumption is applied to an excerpt of LSF, of 1'38" duration, extracted from the LS-Colin corpus (Braffort *et al.* 2001), transcribed with Typannot HS complete typeface for HS and the graphemic formula for LOC. The latter codes the relative location of each segment (hand, forearm, arm) according to an intrinsic frame of reference (Levinson 1996, Boutet 2010).

Table 3. Distribution of the Extension/Flexion of the hand according to the opposition of the thumb for all the encountered HSs. The dotted line represent the linear trendline.

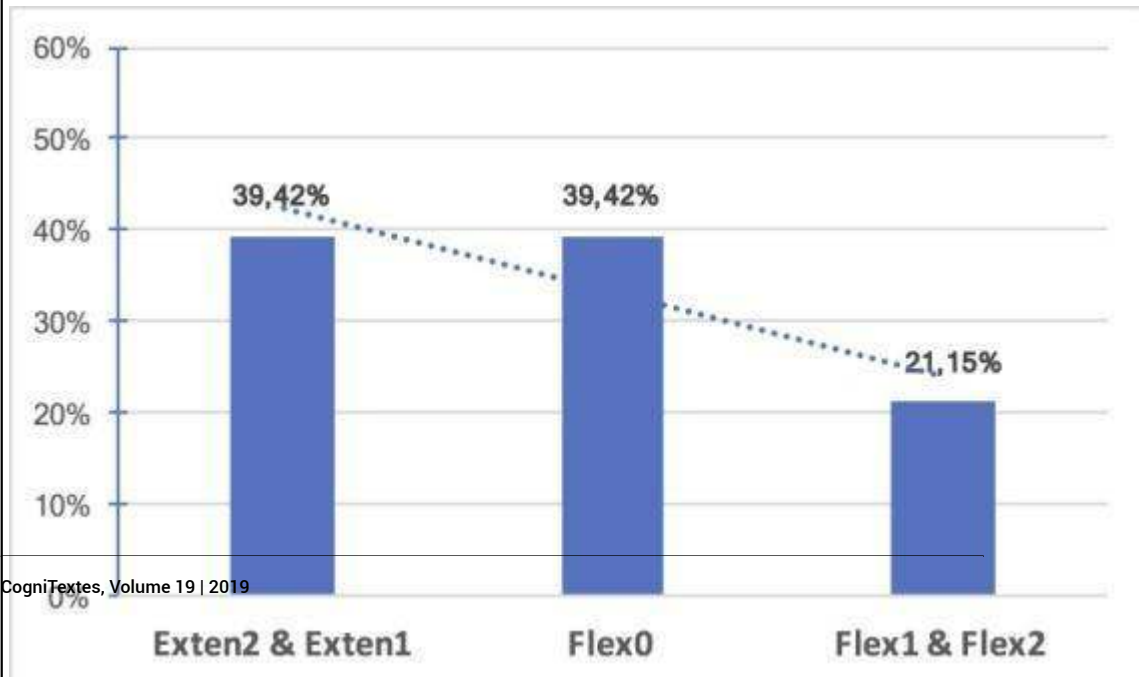
Signs (N= 148)

whose HSs present opposed thumbs



Signs (N= 86)

whose HSs present non opposed thumbs



50 Despite the fact that, among HSs gathered in the analysis, some have nothing to do with a grip and have nevertheless a T_{Opp} or a T_{NOpp} , these preliminary results show that the *a priori* association between the opposition of the thumb and a relative location of the wrist caused by praxic situations of differentiated grips does have an impact on symbolic gestures as signs. This result opens up an issue on iconicity not only based on a visual representation of an image (McNeill 1992, Cuxac 2000), but coming from a physical interaction with the world (objects, entities, events) through our body. As far as we know, Typannot TranSys is the only one that allows this kind of investigation.

8. Conclusion

51 Typannot, a typographic system (one for every parameter of SL: HS, orientation, LOC, movement and facial expression) made to transcribe SLs, focuses on the formal notation for all existing SLs. These supposed *lingua franca* (or, to say it better, *scripta franca*) builds upon, at least, two preceding TranSys: HamNoSys and SignWriting. Like them, the general organization relies on SL parameters. Nevertheless, differences appear in the approach we used to design Typannot. The four principles underlying the creation of our typefaces allow the easy writing (*scriptability*) of concatenated information (*genericity*), corresponding to low-level features (*modularity*) into a highly readable glyph (*readability*). These principles are present in all Typannot typographic systems, which are based on three finely integrated levels of representation: a *graphemic formula* collects the features at a phonological level when a list is enclosed or at a physiological levels for other parameters; on these graphemic lexemes and according to the syntax used to express the formula, *generic characters* compose the core of the typefaces; last but not least, the *composed forms* are the readable glyphs which ligate the generic characters. These levels are all searchable, regardless of the composed or the generic forms.

52 A virtual keyboard is required to compose these three levels of representation. The input can be done using one of the three user-interfaces developed by the Typannot team: the *parametric interface* provides access to the generic character and their compositions; the *gestural interface* enables to inscribe the HS directly by placing the hands in the right HS, resolving the multi-linearity issue of SL and the difficulty facing us in writing with multi-point tools; the *semi-composed interface* proposes pre-combined generic characters to save time during transcription.

53 The HS parameter is an example of how Typannot works and how it will be able to innovate SL linguistics research. Our design methodology is well established and requires only to be applied to all the other SL parameters. At present, HSs are complete, we have developed the graphemic formula for LOC and movement, and we are well advanced in the generic characters for facial expression. For those parameters, we also have first versions of their generic characters, but further tests are needed to confirm their design. Once the design of a typeface is completed, it will be integrated into the Typannot Keyboard. The work on the generic and the semi-composed interfaces will be simple; for the gestural interface, it will be necessary to find the correct MoCap device (already done for movement and LOC parameter) and to transform this data into generic characters. To complete the use of the Typannot system for transcription, we have already conceived an ELAN template that allows linguists to transcribe with all Typannot typefaces (only using the generic formula for those parameters that are not yet fully developed). To conclude,

Typannot is an ongoing project that works at different semiological and practical levels, requiring several areas of expertise (hence our team of linguists, designers and computer engineers), and which will allow continued SL analysis to evolve in comprehensive and innovative directions.

BIBLIOGRAPHY

- Avola, Danilo, Andrea Petracca, Giuseppe Placidi, Matteo Spezialetti, Luigi Cinque & Stefano Levaldi. 2014. "Markerless hand gesture interface based on LEAP motion controller". In *Distributed multimedia systems*, 260–266. Pittsburgh PA, USA : Wyndham Pittsburgh University Center. <http://ksiresearchorg.ipage.com/seke/dms14paper/paper50.pdf>
- Bianchini, Claudia S. 2012. *Analyse métalinguistique de l'émergence d'un système d'écriture des Langues des Signes : SignWriting et son application à la Langue des Signes Italienne (LIS)*. PhD dissertation. Univ. Paris VIII & Univ. Studi Perugia. 1-672. DOI 10.13140/RG.2.1.3817.4563
- Blanck, Dolly, Thomas Hanke, Ilona Hofmann, Sung-Eun Hong, Olga Jeziorski, Thimo Kleyboldt, Lutz König, Susanne König, Reiner Konrad, Gabriele Langer, Rie Nishio, Christian Rathmann, Stephanie Vorwerk, Sven Wagner. 2010. "The DGS corpus project : development of a corpus based electronic dictionary German Sign Language – German". Poster *10th Conference Theoretical Issues in Sign Language Research TISLR (Lafayette IN, 30/09-02/10/2010)*.
- Boutet, Dominique. 2010. Structuration physiologique de la gestuelle : modèle et tests. *Lidil* 42. 77-96.
- Boutet, Dominique, Patrick Doan, Claire Danet, Claudia S. Bianchini, Timothée Goguely, Adrien Contesse & Morgane Rébulard. 2018. "Systèmes graphématiques et écritures des langues signées". In : *Signata, Annales des Sémiotiques*, 9. Presses Universitaires de Liège.
- Boyes-Braem, Penny. 2012. "Evolving methods for written representations of Sign Languages of the deaf". In : A. Ender, A. Leemann & B. Wälchli (eds), *Methods in contemporary linguistics*. Berlin : de Gruyter Mouton.
- Braffort, Annelies, Annick Choisier, Christophe Collet, Christian Cuxac, Patrice Dalle, Ivani Fusellier, Rachid Gherbi, Guillemette Jausions, Gwenaëlle Jirou, Fanch Lejeune, Boris Lenseigne, Nathalie Monteillard, Annie Risler & Marie-Anne Sallandre. 2001. *Projet LS-COLIN : quel outil de notation pour quelle analyse de la LS ? Actes 3^{ème} Journées Recherches sur la langue des signes (Toulouse, 23-24/11/2001)*.
- Braffort, Annelies. 2016. *La langue des signes française (Sciences cognitives)*. London : ISTE éditions.
- Brentari, Diane. 1998. *A prosodic model of sign language phonology*. Cambridge MA, USA : The MIT Press.
- Colletta, Jean-Marc, Ramona Kunene, Aurélie Venouil, Virginie Kaufmann & Jean-Pascal Simon. 2009. "Multimodal corpora, multi-track annotation of child language and gesture". *Intl LREC Workshop on Multimodal Corpora, Lecture Notes in Computer Science* 5509. 54-72. Berlin/Heidelberg : Springer.

- Crasborn, Onno & Han Sloetjes. 2008. "Enhanced ELAN functionality for sign language corpora". In *Proc. 6th Intl Conf. on Language Resources and Evaluation (LREC'08 Marrakech, 28-30/05/2008)*.
- Crasborn, Onno. 2015. "Transcription and notation method". In E. Orfanidou, B. Woll & G. Morgan (eds), *Research methods in Sign Language studies : a practical guide*, 74-88. Hoboken NJ (USA) : Wiley-Blackwell.
- Cuxac, Christian. 2000. *La langue des signes française (LSF) : les voies de l'iconicité*. Paris/Gap : Ophrys.
- Eccarius, Petra. & Diane Brentari. 2008. "Handshake coding made easier : a theoretically based notation for phonological transcription". In : *Sign Language & Linguistics*, 11(1). 69-101.
- Efthimiou, Eleni, Stavroula-Evita Fontinea, Thomas Hanke, John Glauert, Rihard Bowden, Annelies Braffort, Christophe Collet, Petros Maragos & François Goudenove. 2010. "Dicta-sign – sign language recognition, generation and modelling : a research effort with applications in deaf communication". In *Proc. 4th Workshop on the Representation and Processing of Sign Languages : Corpora and Sign Language Technologies (La Valletta, 22-23/05/2010)*. 80-83.
- Fenlon, Jordan, Adam Schembri, Trevor Johnston & Kearsy Cormier. 2015. "Documentary and corpus approaches to sign language research". In E. Orfanidou, B. Woll & G. Morgan (eds), *Research methods in sign language studies : a practical guide*, 156-172. Hoboken NJ (USA) : Wiley-Blackwell.
- Hanke, Thomas. 2002. iLex - a tool for sign language lexicography and corpus analysis". *Proc. 3rd Intl Conf. on Language Resources and Evaluation LREC'02 (Las Palmas, 29-31/05/2002)*.
- Hanke, Thomas, S. König, R. Konrad & G. Langer. 2012. Towards tagging of multi-sign lexemes and other multi-unit structures. *Proc. 13th Intl Conf. on Language Resource and Evaluation LREC'12 (Istanbul, 21-27/05/2012)*.
- Hostetter, Autumn B. & Martha W. Alibali. 2010. "Language, gesture, action ! A test of the Gesture as Simulated Action framework". In : *Journal of Memory and Language* 63(2). 245-257. <https://doi.org/10.1016/j.jml.2010.04.003><https://doi.org/10.1016/j.jml.2010.04.003>
- Johnston, Trevor. 2008. "Corpus linguistics and signed languages : no lemmata, no corpus". In : O. Crasborn, E. Efthimiou, T. Hanke, E. Thoutenhoofd & I. Zwitterlood (eds), *5th Workshop on the representation and processing of signed languages : construction and exploitation of sign language corpora*. 82-87. Paris : ELRA.
- Johnston, Trevor. 2010. "From archive to corpus : transcription and annotation in the creation of signed language corpora". In : *Intl Journal of Corpus Linguistics* 15(1). 106-131.
- Johnston, Trevor. 2011. "Lexical frequency in sign languages". In : *Journal of Deaf Studies and Deaf Education* 36. 1-31.
- Levinson, Stephen C. 1996. "Frames of reference and Molyneux's question : crosslinguistic evidence". In : P. Bloom, M.A. Peterson, L. Nadel, & M.F. Garrett (eds), *Language, speech, and communication : language and space*. 109-169. Cambridge MA (USA) : The MIT Press.
- Liddell, Scott K. 1990. "Structures for representing handshake and local movement at the phonemic level". In : *Theoretical Issues in Sign Language Research* 1. 37-65.
- Linell, Per. 2004. *The written language bias in linguistics : its nature, origins and transformations*. Abingdon on Thames UK : Routledge.
- Maturana, H.R. & F.J. Varela. 1980. *Autopoiesis and cognition : the realization of the living*. Boston Studies in the Philosophy and History of Science. Springer Netherlands.

- McMonnies, Charles W. 1999. Chart construction and letter legibility/readability. *Ophthalmic & Physiological Optics : the Journal of the British College of Ophthalmic Opticians (Optometrists)* 19(6). 498-506.
- McNeill, David. 1992. *Hand and mind : what gestures reveal about thought*. Chicago IL (USA), London (UK) : University of Chicago Press.
- Napier, J.R. 1956. "The prehensile movements of the human hand". In : *Journal of Bone and Joint Surgery* 38(4). 902-913.
- Paillard, J. 1974. "Le traitement des informations spatiales". In F. Bresson, P.H. Chombart de Lauwe, M. Cullen, G.T. Guilbaud, J. Paillard, E. de Renzi & E. Vurpillot (eds), *Symp. APSLF De l'espace corporel à l'espace écologique.*, Bruxelles. 7-54. Paris : Presses Universitaires de France
- Prillwitz, Siegmund, R. Leven, H. Zienert, T. Hanke & J. Henning. 1989. *Hamburg Notation System for sign languages : an introductory guide, HamNoSys version 2.0*. Hamburg : Signum Press.
- Siblot, Paul. 1997. "Nomination et production de sens : le praxème". In : *Langages* 31(127). 38-55. <https://doi.org/10.3406/lgge.1997.2124>
<https://doi.org/10.3406/lgge.1997.2124>
- Simons, Gary F., & Fenning, Charles D. (2018). *Ethnologue : Languages of the World*, Twenty-first edition. [SIL International]. Consulté à l'adresse <https://www.ethnologue.com/subgroups/sign-language>
- Slobin, Dan I., Nini Hoiting, Michelle Anthony, Yael Biederman, Marlon Kuntze, Reyna Lindert, Jenny Pyers, Helen Thumann & Amy Weinberg. 2001. "Sign language transcription at the level of meaning components : the Berkeley Transcription System (BTS)". In : *Sign Language & Linguistics* 4 (1-2). 63-104. <https://doi.org/10.1075/sll.4.12.07slo>
<https://doi.org/10.1075/sll.4.12.07slo>
- Smith, Robert. 2013. *HamNoSys 4.0 User guide (2013)* Institute of technology Blanchardstown, Ed. Robert Smith
- Stokoe, William C. 1960. "Sign Language structure : an outline of the visual communication systems of the American deaf". In : *Studies in Linguistics* 8(occasional papers). [Reprinted in : 2005. *Journal of Deaf Studies and Deaf Education* 10(1). 3-37].
- Sutton, Valerie. 1995. *Lessons in SignWriting : textbook & workbook*. La Jolla (CA) : Deaf Action Committee for Sign Writing.

NOTES

1. Sign languages display several meanings distributed on several articulators at the same time, unlike vocal languages for which the words are composed according to a mono-linearity (phonemes).
2. The location (LOC) is the place where the hand is placed at the beginning of a sign.
3. In SL, the distance between the thumb and the index finger carries meaning. This handshape seems to illustrate a tiny distance whereas the correct meaning is "with this height, like that." If, at the same time, the signer puffs out the cheeks, the size has to be considered as "big" according to the element being described (i.e. "an ant"). On the contrary, with hollow cheeks, the meaning is "with this tiny height." The multi-linearity of SL is determined by the independence of several articulators.
4. For an overview see Bianchini (2012), Boyes-Braem (2012) and Crasborn (2015).

5. The purpose of SW is to allow the "writing" of SL, that is, to express concepts directly in written form, without passing through oral expression. It, therefore, was designed to be a writing system and not a notation or transcription system.
 6. The term refers to a system capable of reproducing and maintaining itself and is linked to Maturana & Varela (1980) concept of autopoiesis.
 7. Readability refers to the way letters are arranged to form a readable word, phrase or text. Legibility refers to the ability to distinguish one glyph from another when reading. Both are the result of a design, one at a micro level and the other at a macro level of writing system.
 8. A previous research project of the GestualScript team, called Photocalligraphy, investigated the relation between writing and language in SL using long exposure photos to catch in image the trace left by gestures. From an extensive corpus of hand "traces", we studied the graphical strategies and relationships the signer had with the visual trace inscription.
 9. Note that the greatest difference between the work done for the HS and that for the other parameters (movement, LOC, facial expression, just to mention the ones that Typannot team is developing at present) is that, since no exhaustive list of features exists for non-HS parameters, it does require the development of an *ad hoc* list using an anatomical or kinesiological approach (see §4.1).
 10. The AUTOCOMPLETE field displays signs that are close to the current input. GROUP refers to a selection of parts that will share the same features.
-

ABSTRACTS

The typographic system Typannot, presented in this paper, allows the analyst to transcribe Sign Language (SL) signs. The structuring of this system is described in this presentation. It encodes three layers of information: parameters, parts and features. In order to visualize them at a typographic level, we adopted four design principles: genericity, readability, modularity and scriptability. Together, they guide us in the representation and integration of the three layers of information. The system can transcribe an SL sign with accuracy and display the transcription in a flexible way by means of two types of representation forms: a generic form and a composed form. These forms facilitate transcription and have the potential to help other practices (for example: lexicography or writing SL). The functioning of this typographic system is described here through the parameter of handshape; the typefaces of the other parameters have been organized in the same way. A virtual keyboard with several interfaces, under development, makes it possible to typeset the three distinct layers of information. Results from transcriptions produced using Typannot are presented in this paper. They reveal the fine-grained transcription capabilities available through our typographic system.

Le système typographique Typannot, présenté ici, permet de transcrire les formes des signes des Langues des Signes (LS). La structure générale de cette police est exposée dans ce papier. Trois niveaux d'information sont encodés: le paramètre, les parties composant le paramètre, les caractéristiques de chacune des parties. Afin de les visualiser à un niveau typographique, nous

avons adopté quatre principes de conception : généricité, lisibilité, modularité et inscriptibilité. Ensemble, ils nous guident dans la représentation et l'intégration des trois niveaux d'information. Le système peut transcrire précisément un signe LS et afficher la transcription de manière flexible grâce à deux modes de représentation graphique : une forme générique et une forme composée. Ces deux formes visent à faciliter la transcription et ont le potentiel d'être utilisées dans d'autres pratiques (par exemple : la lexicographie ou l'écriture LS). Le fonctionnement de ce système typographique est ici décrit à travers le paramètre de la configuration (conformation des doigts dans la main) ; les autres paramètres suivent les mêmes principes de construction. Un clavier virtuel présentant plusieurs interfaces, en développement, permet de composer les glyphes en combinant des caractères. Quelques résultats d'analyse faite avec des transcriptions sous Typannot sont présentés. Ils montrent la granularité fine de la transcription.

INDEX

Mots-clés: Langues des Signes, Transcription, Système typographique, Clavier virtuel

Keywords: Sign Languages, Transcription, Typographic System, Virtual keyboard.

AUTHORS

PATRICK DOAN

ÉSAD d'Amiens, De-sign-e Lab

DOMINIQUE BOUTET

Université de Rouen, laboratoire Dylis EA 7474

ADRIENCONTESSE

ÉSAD d'Amiens, De-sign-e Lab

CLAUDIA S. BIANCHINI

Université de Poitiers, A-Linguistique, FoReLLIS EA-3816

CLAIRE DANET

ÉSAD d'Amiens, De-sign-e Lab

MORGANE RÉBULARD

ÉSAD d'Amiens, De-sign-e Lab

JEAN-FRANÇOIS DAUPHIN

ÉSAD d'Amiens, De-sign-e Lab

LÉA CHEVREFILS

Université de Rouen, laboratoire Dylis EA 7474

CHLOÉ THOMAS

Université de Rouen, laboratoire Dylis EA 7474

MATHIEU REGUER

ÉSAD d'Amiens, De-sign-e Lab