



HAL
open science

Numerical study of the propagation of lean hydrogen-air flames in Hele-Shaw cells

J. Melguizo-Gavilanes, A Dejoan, D Fernández-Galisteo, V N Kurdyumov

► To cite this version:

J. Melguizo-Gavilanes, A Dejoan, D Fernández-Galisteo, V N Kurdyumov. Numerical study of the propagation of lean hydrogen-air flames in Hele-Shaw cells. 27th International Colloquium on the Dynamics of Explosions and Reactive Systems, Jul 2019, Beijing, China. hal-02365220

HAL Id: hal-02365220

<https://hal.science/hal-02365220>

Submitted on 15 Nov 2019

HAL is a multi-disciplinary open access archive for the deposit and dissemination of scientific research documents, whether they are published or not. The documents may come from teaching and research institutions in France or abroad, or from public or private research centers.

L'archive ouverte pluridisciplinaire **HAL**, est destinée au dépôt et à la diffusion de documents scientifiques de niveau recherche, publiés ou non, émanant des établissements d'enseignement et de recherche français ou étrangers, des laboratoires publics ou privés.

NUMERICAL STUDY OF THE PROPAGATION OF LEAN HYDROGEN-AIR FLAMES IN HELE-SHAW CELLS

J. Melguizo-Gavilanes^a, A. Dejoan^b, D. Fernández-Galisteo^b, and V.N. Kurdyumov^b

^aInstitut Pprime, UPR 3346 CNRS, ISAE-ENSMA, BP 40109, 86961 Futuroscope-Chasseneuil Cedex, France.

^bDepartment of Energy, CIEMAT, Avda. Complutense 40, Madrid 28040, Spain

27TH INTERNATIONAL COLLOQUIUM ON THE DYNAMICS OF EXPLOSIONS AND REACTIVE SYSTEMS, BEIJING, CHINA, JULY 28TH - AUGUST 2ND, 2019.

Introduction

The premixed propagation of lean hydrogen-air flames ($\phi = 0.3$) in Hele-Shaw cells (i.e. two adiabatic parallel plates separated by a small distance h [1–3]) is investigated using numerical simulations with detailed chemistry and transport. We focus on the effect of the distance between plates, h , for a semi-closed system of size $50\delta_f \times 50\delta_f \times h$, where $\delta_f = 3.45$ mm is the thickness of the planar adiabatic flame. Hydrodynamic and diffusive-thermal instabilities wrinkle the flame front to form small cellular structures that increase the overall propagation velocity. Symmetric and non-symmetric shapes are observed in the third dimension (i.e. along h).

Formulation

The dynamics of the flame front is determined by solving the variable-density reactive Navier-Stokes equations:

$$\begin{aligned} \frac{\partial \rho}{\partial t} + \nabla \cdot (\rho \mathbf{v}) &= 0, \\ \frac{\partial}{\partial t} (\rho \mathbf{v}) + \nabla \cdot (\rho \mathbf{v} \cdot \mathbf{v}) &= -\nabla p + \nabla \cdot \boldsymbol{\tau}, \\ \frac{\partial}{\partial t} (\rho Y_k) + \nabla \cdot (\rho \mathbf{v} Y_k) &= -\nabla \cdot \mathbf{j}_k + \dot{\omega}_k, \\ \frac{\partial}{\partial t} (\rho h_s) + \nabla \cdot (\rho \mathbf{v} h_s) &= -\nabla \cdot \mathbf{j}_q - \sum_{k=1}^{N-1} \Delta h_{f_k} \dot{\omega}_k, \end{aligned}$$

with the ideal gas equation of state:

$$\rho R_q T = p.$$

The species flux and the heat flux have the form $\mathbf{j}_k = \rho \mathcal{D}_{k,m} \nabla Y_k$ and $\mathbf{j}_q = -\lambda/c_p (\nabla h_s - \sum_{k=1}^{N-1} h_{s_k} \nabla Y_k) + \sum_{k=1}^{N-1} \mathbf{j}_k h_{s_k}$, respectively. The diffusivity of the species into the mixture $\mathcal{D}_{k,m}$ is calculated using mixture-averaged diffusion model. The chemistry is modeled using the Mével's mechanism for hydrogen oxidation, which includes $N = 9$ species and 21 reactions [4]. A detailed comparison of the ignition delay time and flame speed performance of Mével's mechanism with others commonly used in the literature is provided in [5, 6].

Results

The mixture is ignited at the open-to-atmosphere end ($x = 0$ cm) with a series of evenly-spaced hot spots. The reactive front propagates towards the closed end ($x = 17.25$ cm). The simulations compare three cases: $h = 0.1\delta_f$, $h = \delta_f$ and $h = 3\delta_f$ at $t = 0.14$, 0.31 and 0.06 seconds from the initial ignition, respectively.

Diffusive-thermal instabilities (associated with the small effective Lewis number of these mixtures, $Le_{\text{eff}} \approx 0.3$) promote chaotic cell splitting and merging observed along y in all the simulations. In Fig. 1, for $h = 0.1\delta_f$, the gap is so tight (smaller than the critical wavelength for instability) that only planar flame structures can be seen in the third dimension. For this case, the corresponding three-dimensional problem can be reduced to a two-dimensional set of equations governed by Darcy's law (i.e. narrow-channel approximation [7]).

For $h = \delta_f$ the narrow-channel approximation breaks down. We show in Fig. 2 the emergence of non-symmetric shapes in the third dimension, similar to those observed in [8], which increase the total flame surface area. Fig. 3 depicts a symmetric V-shape flame that appears during the early stages of the flame evolution for $h = 3\delta_f$.

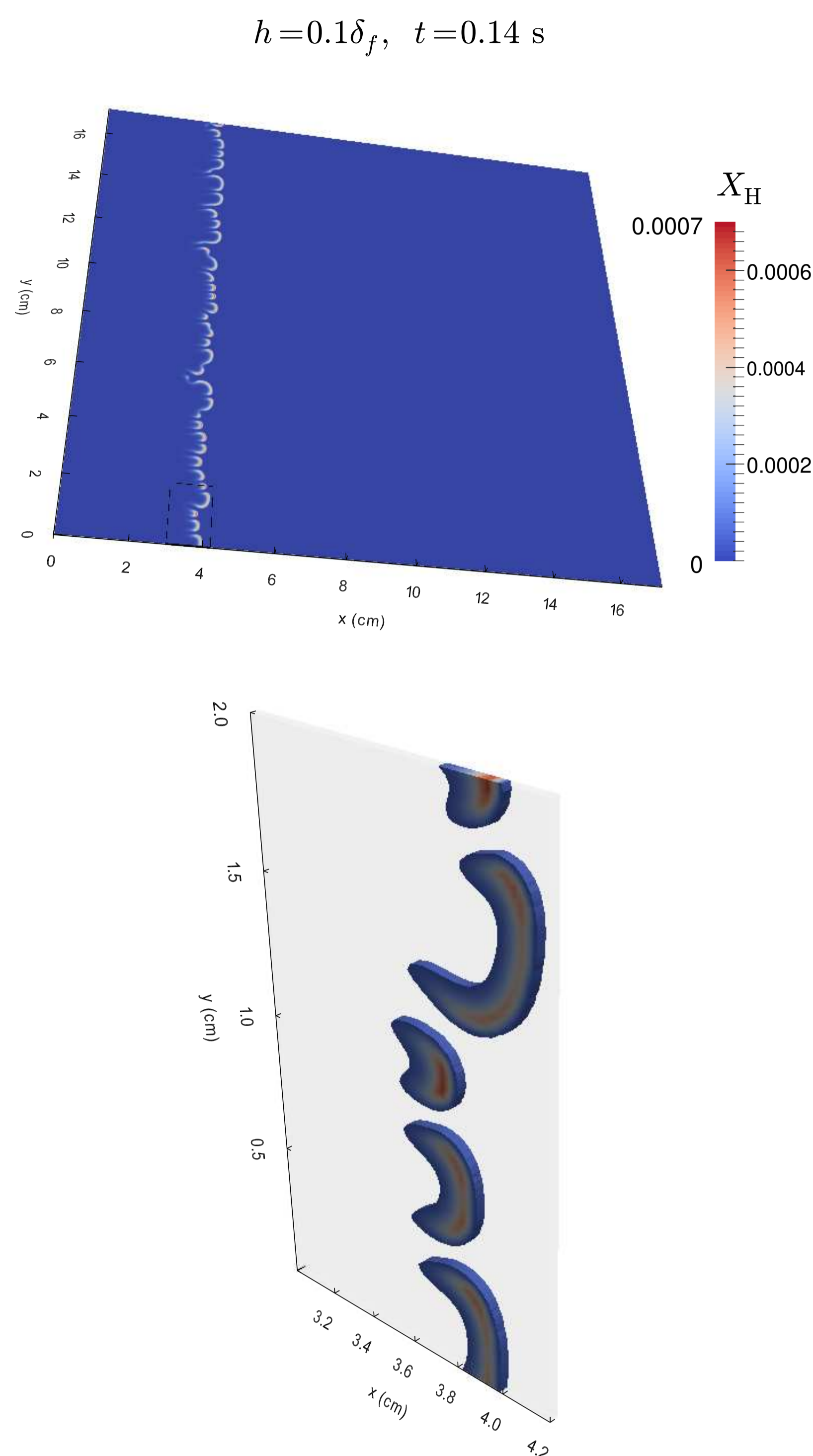


Fig. 1: Field of H-mole fraction for $h = 0.1\delta_f$ showing the flame front curvature at time $t = 0.14$ s. Flame propagates from left to right.

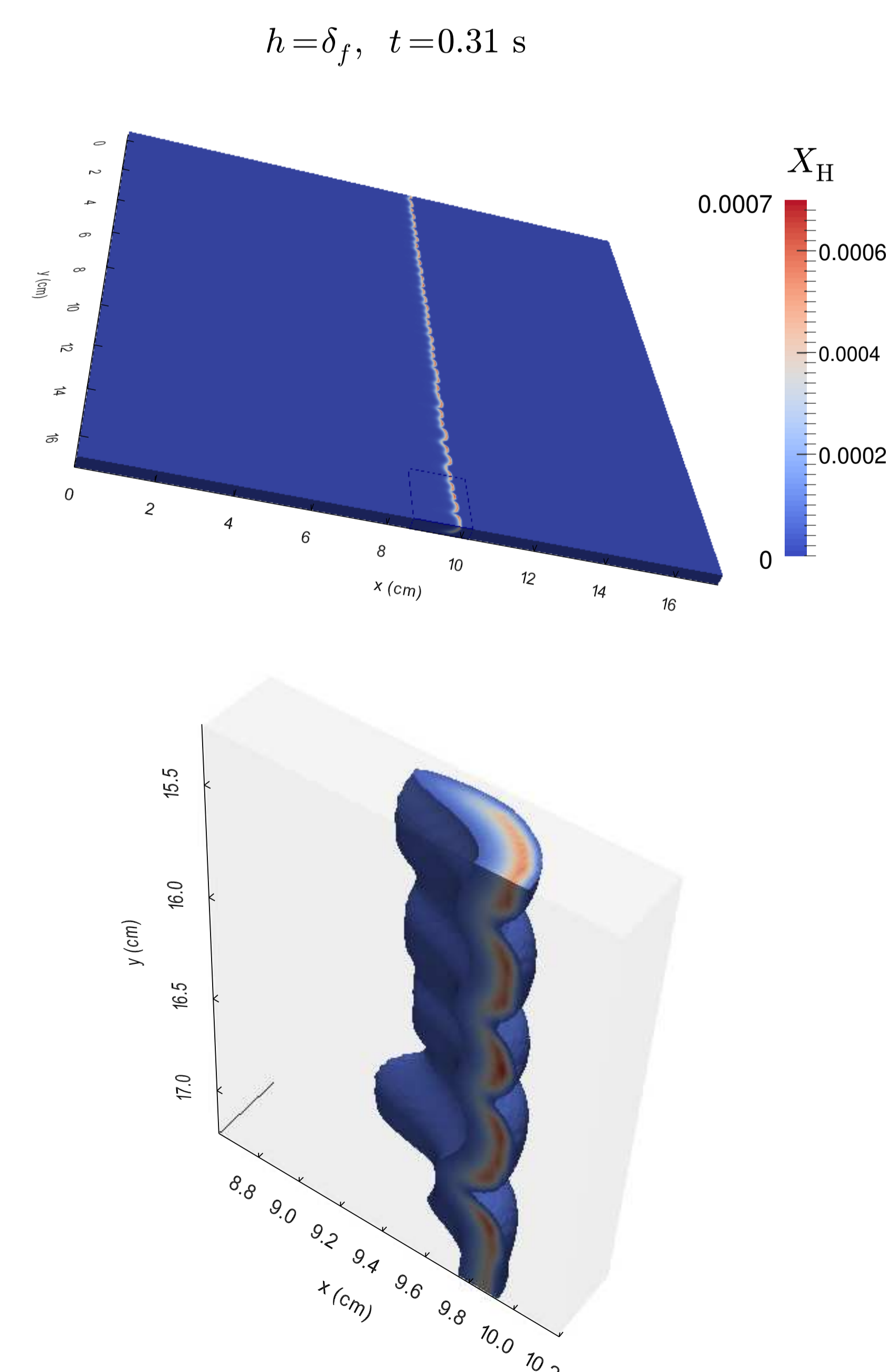


Fig. 2: Field of H-mole fraction for $h = \delta_f$ showing the flame front curvature at time $t = 0.31$ s. Flame propagates from left to right.

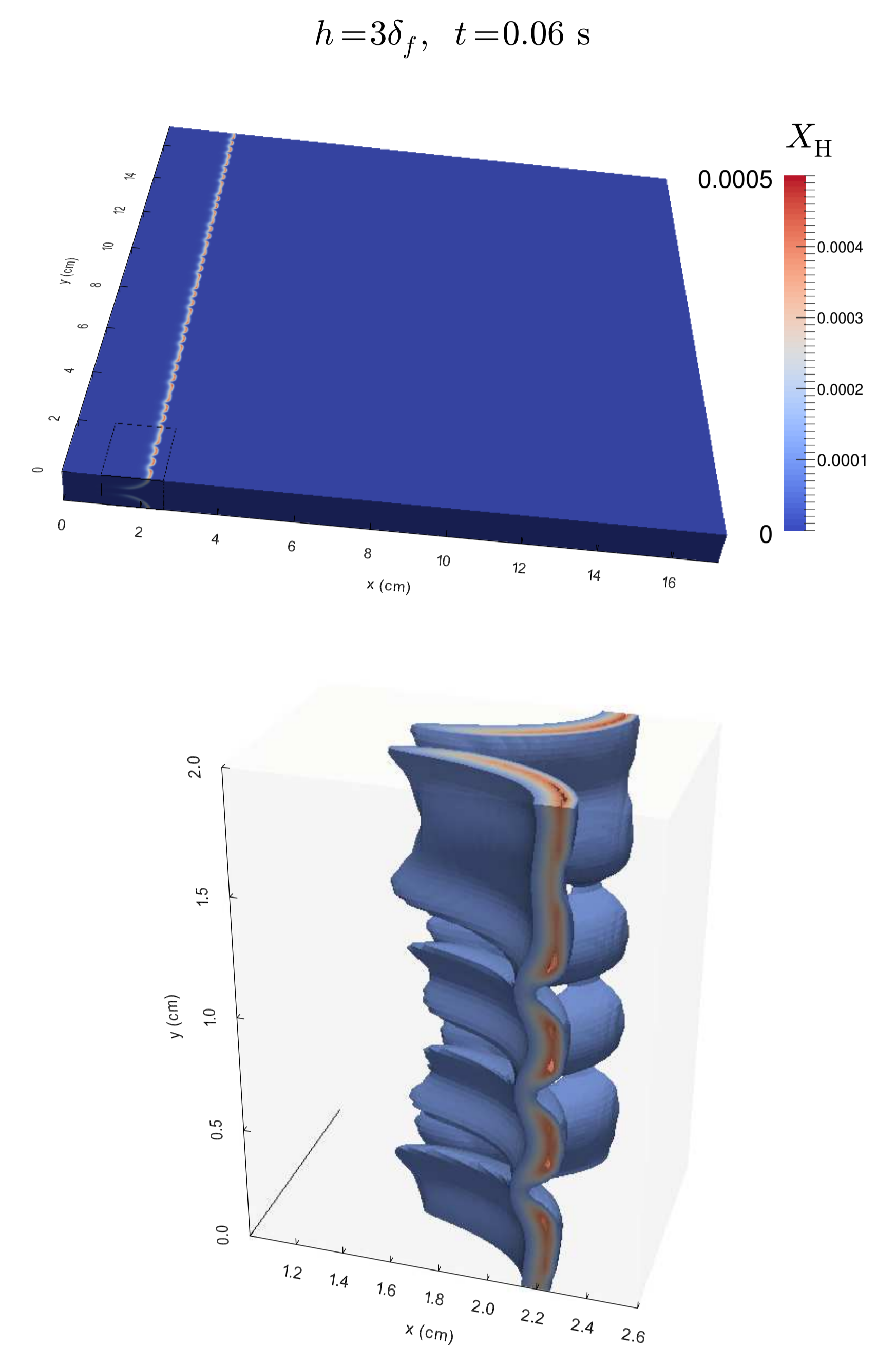


Fig. 3: Field of H-mole fraction for $h = 3\delta_f$ showing the flame front curvature at time $t = 0.06$ s. Flame propagates from left to right.

Work in progress

Long-time flame evolution will be investigated by implementing the formulation in a reference frame moving with the flame. The velocity of this reference frame can be calculated from $\iint \dot{\omega}_{H_2} dx dy dz / (\rho_u Y_{H_2} S_L h L_y)$.

References

- [1] S. Shen, J. Wongwiwat, P. D. Ronney. AIAA 2019-2365, San Diego, California.
- [2] F. Veiga-López, D. Martínez-Ruiz, E. Fernández-Tarrazo, M. Sánchez-Sanz. Combust. Flame 201 (2019) 1-11.
- [3] C. Almarcha, J. Quinard, B. Denet, E. Al-Sharraf, J. M. Laugier, E. Villermaux. Phys. Fluids 27 (2015) 91110-91111.
- [4] R. Mével, S. Javoy, F. Lafosse, N. Chaumeix, G. Dupré, C. Paillard. Proc. Combust. Inst. 32 (2009) 359-366.
- [5] R. Mével, J. Sabard, J. Lei, N. Chaumeix. Int. J. Hydrogen Energy. 41 (2016) 6905-6916.
- [6] R. Mével, J. Melguizo-Gavilanes, L. R. Boeck, J. E. Shepherd. Int. J. Heat Fluid Fl. 76 (2019) 154-169.
- [7] D. Fernández-Galisteo, V. N. Kurdyumov, P. D. Ronney. Combust. Flame 190 (2018) 133-145.
- [8] C. Jiménez, D. Fernández-Galisteo, V. N. Kurdyumov. Int. J. Hydrogen Energy 40 (2015) 12541-12549

Acknowledgements

Computations were carried out on the supercomputer facilities of the Mésocentre de calcul de Poitou-Charentes.

