



HAL
open science

Corrigendum: Extended magneto-hydro-dynamic model for neoclassical tearing mode computations (2016 Nucl. Fusion 56 086004)

Patrick Maget, Olivier Février, Xavier Garbet, Hinrich Lütjens, Jean-Francois
Luciani, Alain Marx

► To cite this version:

Patrick Maget, Olivier Février, Xavier Garbet, Hinrich Lütjens, Jean-Francois Luciani, et al.. Corrigendum: Extended magneto-hydro-dynamic model for neoclassical tearing mode computations (2016 Nucl. Fusion 56 086004). Nuclear Fusion, 2019, 59 (4), pp.049501. 10.1088/1741-4326/ab097a . hal-02362166

HAL Id: hal-02362166

<https://hal.science/hal-02362166>

Submitted on 14 Feb 2023

HAL is a multi-disciplinary open access archive for the deposit and dissemination of scientific research documents, whether they are published or not. The documents may come from teaching and research institutions in France or abroad, or from public or private research centers.

L'archive ouverte pluridisciplinaire **HAL**, est destinée au dépôt et à la diffusion de documents scientifiques de niveau recherche, publiés ou non, émanant des établissements d'enseignement et de recherche français ou étrangers, des laboratoires publics ou privés.

Magneto-hydro-dynamic model for neoclassical tearing mode computations (2016 *Nucl. Fusion* 56 086004)

Patrick Maget¹, Olivier Février², Xavier Garbet¹, Hinrich Lütjens¹, Jean-Francois Luciani¹ and Alain Marx¹

CEA, IRFM, F-13108 Saint Paul-lez-Durance, France

¹ Centre de Physique Théorique, Ecole Polytechnique, CNRS, Palaiseau, France

² SPC, Ecole Polytechnique Fédérale de Lausanne, CH-1015 Lausanne, Switzerland

E-mail: patrick.maget@cea.fr

Received 5 February 2019, revised 19 February 2019

Accepted for publication 22 February 2019

Published 8 March 2019



An extended fluid model covering neoclassical physics has been implemented in the XTOR code for magneto-hydro-dynamic computations and is described in [1]. This model allows recovery of neoclassical flux average quantities like the bootstrap current and the poloidal ion flow, and in the presence of a magnetic island, it generates a drive for neoclassical tearing modes. The contribution of parallel heat fluxes on the bootstrap current is significant, and it was retained in the simulations presented in this paper. However, we have realized that the closure that is used for these parallel heat fluxes does not meet an important constraint on its spatial distribution, and although this does not change the equilibrium quantities, we do see an impact on the dynamics of the magnetic island. In the following, we propose a different closure that satisfies this constraint, and we also present a slight modification of the neoclassical implementation in the momentum equation. In order to show how these modifications impact the simulations, we present a limited number of examples performed with the new model, with diagnostics tools allowing a better understanding of the physics at play.

1. Corrections to the magneto-hydro-dynamic model

1.1. Closure on parallel heat fluxes

The modifications that we report here concerns the expression of parallel heat flows and the momentum equation. The

parallel heat flux of the species a can be expressed as a function of plasma flows and neoclassical forces from each species b . The flux average parallel heat flux satisfies:

$$u_{2\parallel a} = \sum_b C^{ab} u_{1\parallel b} + C_1^{ab} S_1^b + C_2^{ab} S_2^b \quad (1)$$

with $u_{1\parallel b} \equiv \mathbf{V}_b \cdot \mathbf{B}$ and $u_{2\parallel a} \equiv 2\mathbf{q}_a \cdot \mathbf{B}/(5p_a)$. The expressions for C_{\parallel}^{ab} , C_1^{ab} and C_2^{ab} are given in the appendix of [1]. The terms $S_{1,2}$ need however some modification. Indeed, the expressions given in [1] have a dependence in $\sin^2 \vartheta$ with ϑ the poloidal angle, due to the poloidal variation of the magnetic field amplitude as $\cos \vartheta$. Since we have no evolution equation for the heat flux $u_{2\parallel a}$, this strong poloidal variation cannot be regularized and leads to unphysical poloidal distribution of the parallel heat flux. In order to solve this difficulty while maintaining the correct flux averaged relation that leads to the equilibrium bootstrap current, we adopt the following definitions:

$$\frac{S_1^a}{S_2^a} = \frac{B^2}{\mathbf{B} \cdot \nabla \vartheta} \frac{\mathbf{V}_a^* + \mathbf{V}_E}{\mathbf{V}_{\mathbf{t}a}^*} \cdot \nabla \vartheta \quad (2)$$

with $\mathbf{V}_{\mathbf{t}a}^* = \mathbf{B} \times \nabla T_a / (e_a n_a B^2)$, with a perpendicular heat flux given by

$$2\mathbf{q}_{a\perp} / (5p_a) = \mathbf{V}_{\mathbf{t}a}^* \quad (3)$$

The closure on the parallel heat flux is then derived from equilibrium constraints. It can be written as

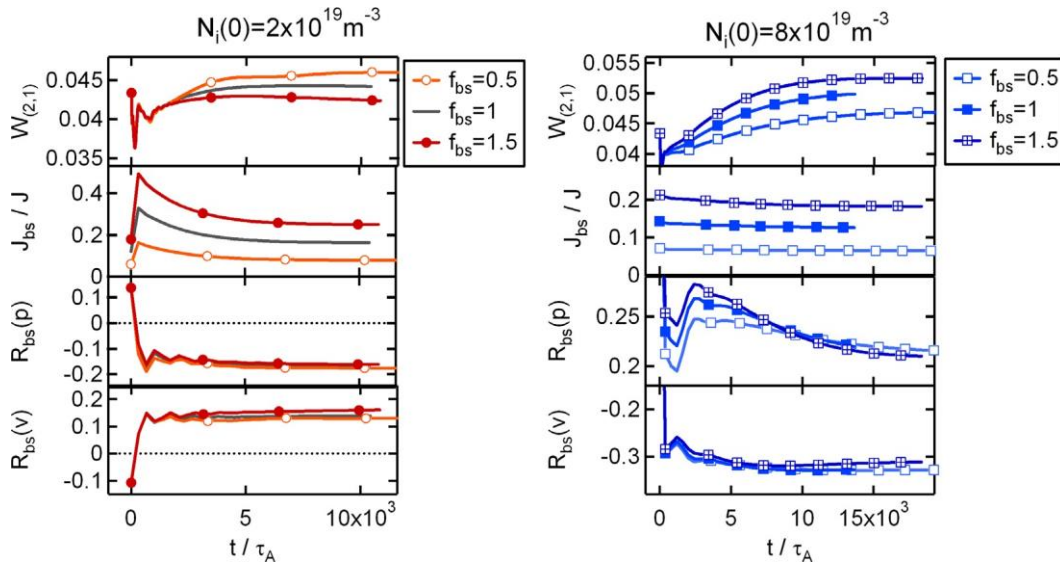


Figure 1. Influence of the bootstrap current on the island dynamics at low density (left, reference case), and high density (right), with f_{bs} the amplification factor. From top to bottom: island size, bootstrap current fraction at $q = 2$, correlation indicators $R_{bs}(p)$ and $R_{bs}(v)$.

$$u_{2\parallel a} = \frac{2}{5\rho_a} \frac{\mathbf{q}_a \cdot \nabla \vartheta}{\mathbf{B} \cdot \nabla \vartheta} B^2 - S_2^a \quad (4)$$

At equilibrium, assuming that the heat flux is divergence free and has no radial component, we have

$$\partial_\vartheta \frac{\mathbf{q}_a \cdot \nabla \vartheta}{\mathbf{B} \cdot \nabla \vartheta} = 0 \quad (5)$$

so that this quantity is a flux function. It is also easily shown that S_2^a is a flux function at equilibrium, so that we can write

$$u_{2\parallel a} = \frac{u_{2\parallel a} B^2}{\langle B^2 \rangle} + \frac{B^2}{\langle B^2 \rangle} - 1 - S_2^a \quad (6)$$

We will use this relation as the closure on the parallel heat flux. The contribution of the heat flux in the pressure anisotropy (see equation (29) of [1]) is therefore:

$$\mathbf{V}_{\parallel a}^* + \frac{u_{2\parallel a}}{B^2} \mathbf{B} \cdot \nabla \vartheta = \frac{B^2}{\langle B^2 \rangle} \mathbf{V}_{\parallel a}^* \cdot \nabla \vartheta + \frac{u_{2\parallel a}}{\langle B^2 \rangle} \mathbf{B} \cdot \nabla \vartheta. \quad (7)$$

This formulation gives therefore the correct contribution of the flux averaged parallel heat fluxes but ignores how these fluxes can participate in the neoclassical island drive.

1.2. Momentum equation

Regarding the ion neoclassical friction force in the momentum equation, we used the following expression in [1]:

$$p + \frac{\nabla \cdot (\Pi_i + \Pi_e)}{[\nabla \cdot \mathbf{b}] \cdot \mathbf{b} + \kappa} + \nabla_{\parallel} p_{\parallel} - p_{\perp} + \nabla p_{\perp} = p \quad (8)$$

with $p = p_i + p_e$. This formulation remains satisfactory for moderate anisotropy where p can be identified with p . However, this modification has proved to be unnecessary from

a computation performance point of view, so that we now adopt the expression

$$\nabla \cdot (\Pi_i + \Pi_e) = p_{\parallel} - p_{\perp} [(\nabla \cdot \mathbf{b}) \cdot \mathbf{b} + \kappa] + \nabla_{\parallel} p_{\parallel} - p_{\perp} - \frac{1}{3} \nabla p_{\parallel} - p_{\perp} \quad (9)$$

that allows better comparison with formal derivations of neoclassical island theory (as in [2] for example).

2. Measure of neoclassical contribution

In order to characterize the neoclassical drive in a simple way, we define a scalar $R(f, g)$ that quantify the correlation between two 3D fields f and g over the plasma volume V :

$$R(f, g) = \frac{\int dV f g}{\int dV f^2} \frac{1}{\int dV g^2} \quad (10)$$

This scalar is unity if f is proportional to g with the same sign, and minus unity if the sign is opposite. If the two fields are completely uncorrelated, $R(f, g)$ should be close to zero.

The link between the bootstrap current perturbation and the pressure gradient perturbation can then be evaluated by taking $f \equiv [j_{bs, \phi}]_{n/}$ and $g(h) \equiv [-\partial_y h]_{n/}$, using $h = p$ (pressure), T (temperature), or ρ (density), $y \equiv \bar{\psi}$ the radial co-ordinate and n the toroidal mode number. In the following, we note $R_{bs}(h) = R(f, g(h))$. In order to quantify the contribution of the perturbed $\mathbf{E} \times \mathbf{B}$ velocity \mathbf{V}_E , we also compute $R_{bs}(v) = R(f, g)$ with $g = [V_{E, \vartheta}]_{n/}$. Although the bootstrap current can be formally expressed as a sum of the contributions from $g(p)$, $g(\rho)$ and $g(v)$, note that the sum of their correlation terms R_{bs} is not constrained to be unity.

In the evaluation of the bootstrap drive to island growth, it is generally assumed that the neoclassical friction is strong enough to force the perturbed flow to its neoclassical drive. This motivates the use of an ad-hoc bootstrap model where

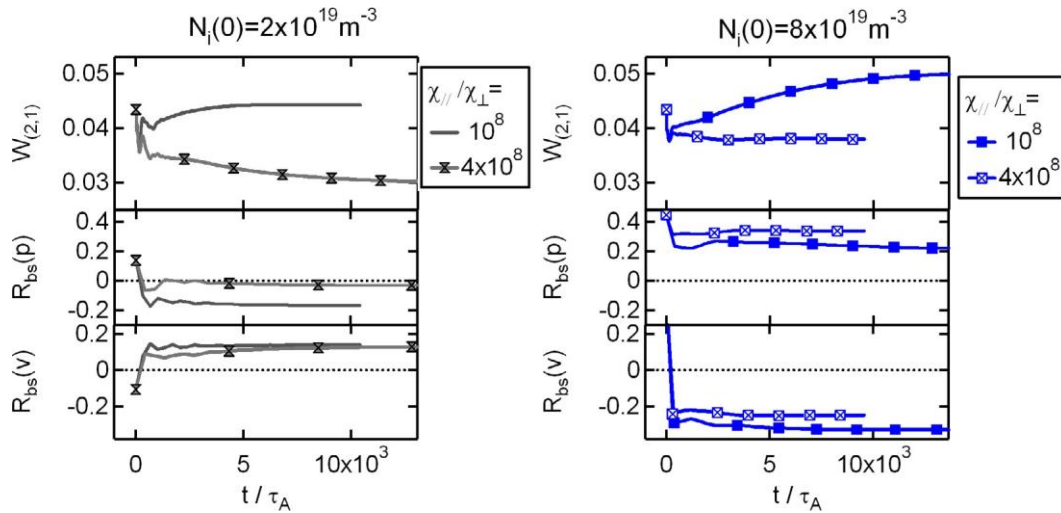


Figure 2. Influence of the characteristic transport width W_χ on the island dynamics at low density (left, reference case), and high density (right), with $W_\chi = 4.7\%$ for $\chi_{||}/\chi_{\perp}^0 = 10^8$ and $W_\chi = 3.3\%$ for $\chi_{||}/\chi_{\perp}^0 = 4 \times 10^8$ (χ^0 is the value of χ at plasma center, and it is about a factor of two above at $q = 2$). From top to bottom: island size, correlation indicators $R_{bs}(p)$ and $R_{bs}(v)$.

Table 1. Characteristic parameters ($\text{Prm} = 10$, $S_0 = 10^7$ for the simulations): Lundquist number consistent with plasma parameters, central ion density, ratio of the equilibrium bootstrap current to the local current density at $q = 2$, visco-neoclassical width consistent with plasma parameters and the one used in the simulations.

Case	$S^{\text{real}} (\times 10^7)$	$N_i(0) (10^{19} \text{ m}^{-3})$	J_{bs}/J_0 at $q = 2$	W_v^{real}	W_v^{sim}
Ref	75.8	2	0.22	0.016	0.140
Ref $f_{bs} = 0.5$	75.8	2	0.11	0.016	0.140
Ref $f_{bs} = 1.5$	75.8	2	0.33	0.016	0.140
Ref, $\alpha_\mu = 10$	75.8	2	0.22	0.016	0.044
Ref, $\alpha_\mu = 20$	75.8	2	0.22	0.016	0.031
$N_{\text{ref}} \times 2$	20.2	4	0.20	0.015	0.066
$N_{\text{ref}} \times 3$	9.3	6	0.18	0.016	0.047
$N_{\text{ref}} \times 4$	5.4	8	0.15	0.017	0.041
$N_{\text{ref}} \times 4$ $f_{bs} = 0.5$	5.4	8	0.075	0.017	0.041
$N_{\text{ref}} \times 4$ $f_{bs} = 1.5$	5.4	8	0.225	0.017	0.041

$J_{bs} \propto -\nabla p$ for non linear simulations of neoclassical tearing mode (NTM) dynamics [3–6]. With such a model, we have naturally $R_{bs}(p) \equiv 1$ and a bootstrap perturbation that is closely linked to the island structure, due to the large parallel diffusivity that equilibrates the temperature along magnetic field lines.

3. Numerical simulations

We have performed numerical simulations on the same equilibrium that was used in [1], with an ion density $n_i(0) = 2 \times 10^{19} \text{ m}^{-3}$, electron temperature $T_e(0) = 3910 \text{ eV}$, and $\tau \equiv T_i/T_e = 1$, a Lundquist number $S_0 = 10^7$, a magnetic Prandtl number $\text{Prm} \equiv \nu/\eta = 10$, $\chi_{||}/\chi_{\perp} = 10^8$, $\chi_{\perp}/\eta = 150$, and $D_{\perp} = 2/3\chi_{\perp}$.

In order to save computation time, a (2,1) seed island is inserted at the beginning of the simulation, with a size $W = 4\%$. The evolution of the island width, the bootstrap current fraction at the resonance and the correlations $R_{bs}(p)$ and $R_{bs}(v)$ are shown in figure 1 for different amplifications of the bootstrap current. The simulation for $f_{bs} = 1$ can be

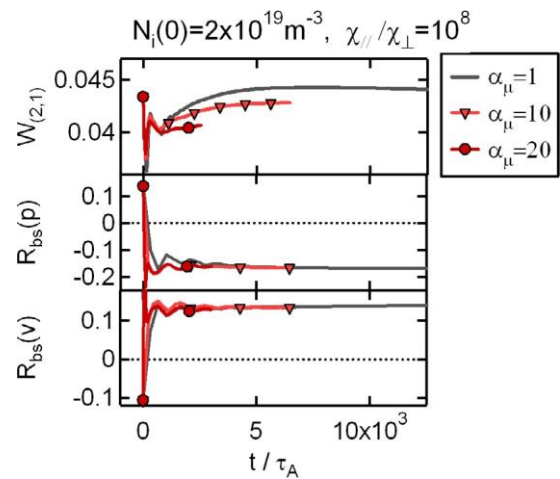


Figure 3. Influence of the visco-neoclassical width W_v on the island dynamics for the reference case. We have $W_v = 14.0\%$ for $\alpha_\mu = 1$ and $W_v = 4.4\%$ for $\alpha_\mu = 10$. From top to bottom: island size, correlation indicators $R_{bs}(p)$ and $R_{bs}(v)$.

compared with figure 7 of [1]. Although the saturation size is similar, we note the absence of the island breaking events, similar to the sporadic growth of plasmoids, that were

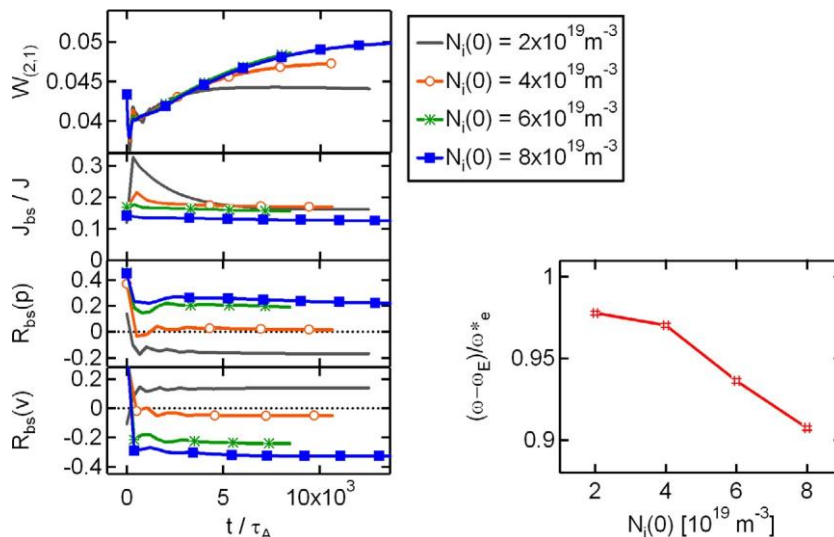


Figure 4. Influence of plasma density on the island dynamics. From top to bottom: island size, bootstrap current fraction at $q = 2$, correlation indicators $R_{bs}(p)$ and $R_{bs}(v)$.

present with the previous closure. The scan in bootstrap current shows, as noted before, a weak effect that is even opposite to the usual destabilizing drive. This can be understood with the correlation between the bootstrap perturbation and the island structure $R_{bs}(p)$ that is slightly negative. On the contrary, the correlation $R_{bs}(v)$ is slightly positive, showing that the contribution of the perturbed electrostatic potential in the bootstrap current is larger than that of the diamagnetic flows.

This result can be understood by the fact that temperature flattening inside the saturated island is small, thus limiting the nonlinear impact of the island on the bootstrap current. In the simulation, this temperature flattening is controlled by the characteristic transport width W_χ [7] defined in [1]. We have verified that the correlation $R_{bs}(p)$ increases when the characteristic width W_χ is reduced, as shown in figure 2. Whereas W_χ was originally larger than the saturated island width ($W_\chi = 4.7\%$), it has been decreased to $W_\chi = 3.3\%$ by increasing the parallel diffusivity coefficient by a factor of four. At the same time, the curvature stabilization effect is reinforced and reduces the island saturation [8].

But the insufficient temperature flattening is not the only mechanism causing the vanishing of the bootstrap drive that is observed in the simulation of figure 1. A strong contributor is found to be diamagnetic rotation, that opposes diffusive processes in the equilibration of temperature along field lines. For changing the level of diamagnetic rotations without modifying the magnetic equilibrium, we increase plasma density, and decrease temperature accordingly to keep the same pressure. By doing so, we also modify the bootstrap current and the neoclassical friction coefficients (see table 1). The amplitude of this friction term is expected to be crucial for the neoclassical drive following [9, 10] where a characteristic width $W_v \propto (v/\mu_i)^{1/2}$ was introduced. With our notations and normalizations, this width is given by:

$$W_v = \frac{1}{2} \frac{v}{\mu_i} = \frac{1}{2} \frac{\text{Prm}}{S} \frac{1}{\mu_i} \quad (11)$$

In our simulations, we do not rescale the ion neoclassical friction term μ_i with the Lundquist number, but we have the possibility to scale it by a factor α_μ . We have therefore

$$W_v^{\text{sim}} = \frac{S^{\text{real}}}{S_0 \alpha_\mu} W_v^{\text{real}} \quad (12)$$

The values for W_v^{real} and W_v^{sim} corresponding to the simulations are reported in table 1. While in real situations the visco-neoclassical width is weakly sensitive to the scan in density that we have performed, a wide range is covered in the simulations, mainly due to the variation of the real Lundquist number. In particular, the ion neoclassical friction coefficient is increased by one order of magnitude between the cases $N_i(0) = 2 \times 10^{19} \text{ m}^{-3}$ and $N_i(0) = 8 \times 10^{19} \text{ m}^{-3}$. By setting $\alpha_\mu = 10$ (or even $\alpha_\mu = 20$) in the reference case at $N_i(0) = 2 \times 10^{19} \text{ m}^{-3}$, we reduce the visco-neoclassical width below the island width, but we remain still larger than the real one. In this range at least, the correlation parameter remains constant and negative (see figure 3), showing that the dominant effect seen in the simulations comes from the change of diamagnetic rotations. At a lower level of diamagnetic rotation, the pressure contribution to the bootstrap drive increases significantly (see figure 4). This is confirmed by the fact that the island saturation increases when the bootstrap current is amplified by the factor f_{bs} (see figure 1, right plot).

The series of simulations shown here demonstrate that we have now a neoclassical model that recovers qualitative expectations from theory, i.e. a bootstrap drive that increases the island saturation when it is sensitive to the island structure (positive $R_{bs}(p)$). The importance of the electrostatic contribution to the bootstrap current has been clearly evidenced when diamagnetic rotations are large enough, leading to a strong reduction of the bootstrap drive. The role of the visco-neoclassical width W_v was not evidenced in the situation that we have encountered here, but it might be important in cases where the bootstrap drive is stronger.

In addition to the study of NTMs, this model also allows in a consistent approach to investigate the transport of impurities, following the generic mechanism involving the parallel friction force between the main ions and trace species [11].

Acknowledgments

This work has been carried out within the framework of the French Research Federation for Fusion Studies. We benefited from HPC resources from GENCI (project 056348) and from and from Marconi Aix-Marseille Université project Equip@Meso (ANR-10-EQPX-29-01) of the program ‘Investissements d’Avenir’ supervised by the Agence Nationale pour la Recherche. This work is part of the project AMICI funded by the Agence Nationale pour la Recherche (ANR-14-CE32-0004-01).

ORCID iDs

Patrick Maget  <https://orcid.org/0000-0002-8746-8102>

Olivier Février  <https://orcid.org/0000-0002-9290-7413>

Xavier Garbet  <https://orcid.org/0000-0001-5730-1259>

References

- [1] Maget P., Février O., Garbet X., Lütjens H., Luciani J.-F. and Marx A. 2016 Extended magneto-hydro-dynamic model for neoclassical tearing mode computations *Nucl. Fusion* **56** 086004
- [2] Smolyakov A.I. and Lazzaro E. 2004 On neoclassical effects in the theory of magnetic islands *Phys. Plasmas* **11** 4353–60
- [3] Lütjens H., Luciani J.-F. and Garbet X. 2001 Nonlinear three-dimensional MHD simulations of tearing modes in tokamak plasmas *Plasma Phys. Control. Fusion* **43** A339–48
- [4] Lütjens H. and Luciani J.-F. 2002 Linear and nonlinear thresholds of neoclassical tearing modes in tokamaks *Phys. Plasmas* **9** 4837–40
- [5] Popov A.M., Haye R.J.L., Liu Y.Q., Murakami M., Popova N.N. and Turnbull A.D. 2002 Simulation of neoclassical tearing modes (NTMs) in the DIII-D tokamak. I. NTM excitation *Phys. Plasmas* **9** 4205–28
- [6] Maget P. *et al* (JET-EFDA Contributors) 2010 Modelling of (2,1) NTM threshold in JET advanced scenarios *Nucl. Fusion* **50** 045004
- [7] Fitzpatrick R. 1995 Helical temperature perturbations associated with tearing modes in tokamak plasmas *Phys. Plasmas* **2** 825–38
- [8] Lütjens H., Luciani J.-F. and Garbet X. 2001 Curvature effects on the dynamics of tearing modes in tokamaks *Phys. Plasmas* **8** 4267–70
- [9] Konovalov S.V., Mikhailovskii A.B., Ozeki T., Takizuka T., Shirokov M.S. and Hayashi N. 2005 Role of anomalous transport in onset and evolution of neoclassical tearing modes *Plasma Phys. Control. Fusion* **47** B223
- [10] Mikhailovskii A.B., Shirokov M.S., Konovalov S.V. and Tsypin V.S. 2005 An analytic approach to developing transport threshold models of neoclassical tearing modes in tokamaks *Plasma Phys. Rep.* **31** 347–68
- [11] Ahn J.-H., Garbet X., Lütjens H. and Guirlet R. 2016 Dynamics of heavy impurities in non-linear MHD simulations of sawtooth tokamak plasmas *Plasma Phys. Control. Fusion* **58** 125009