



HAL
open science

Semantic correlation for alarms classification in maintenance process

Mokhtaria Bekkaoui, Mohamed Hedi Karray, Fatima Bekaddour, Sidi Mohammed Meliani

► **To cite this version:**

Mokhtaria Bekkaoui, Mohamed Hedi Karray, Fatima Bekaddour, Sidi Mohammed Meliani. Semantic correlation for alarms classification in maintenance process. *Electrotehnică, Electronică, Automatică*, 2017, 65 (3), pp.227-234. hal-02359715

HAL Id: hal-02359715

<https://hal.science/hal-02359715>

Submitted on 12 Nov 2019

HAL is a multi-disciplinary open access archive for the deposit and dissemination of scientific research documents, whether they are published or not. The documents may come from teaching and research institutions in France or abroad, or from public or private research centers.

L'archive ouverte pluridisciplinaire **HAL**, est destinée au dépôt et à la diffusion de documents scientifiques de niveau recherche, publiés ou non, émanant des établissements d'enseignement et de recherche français ou étrangers, des laboratoires publics ou privés.



Open Archive Toulouse Archive Ouverte (OATAO)

OATAO is an open access repository that collects the work of some Toulouse researchers and makes it freely available over the web where possible.

This is an author's version published in: <http://oatao.univ-toulouse.fr/22797>

Official URL: http://www.eea-journal.ro/ro/d/5/p/EEA65_3_33

To cite this version:

Bekkaoui, Mokhtaria and Karray, Mohamed Hedi and Bekaddour, Fatima and Meliani, Sidi Mohammed Semantic correlation for alarms classification in maintenance process. (2017) *Electrotehnica, Electronica, Automatica*, 65 (3). 227-234. ISSN 1582-5175

Any correspondence concerning this service should be sent to the repository administrator:

tech-oatao@listes-diff.inp-toulouse.fr

In this context, process modeling and fault detection are important for solving the pressing problem of alarm flooding [4].

On the other hand, if alarms are related each other (correlation concept) on fly, those alarms could be managed before to be sent to operators and then we can get a significant rundown of alarms number [5,6].

The aim of this research is the elaborate an approach allowing alarm correlation in pre-diagnosis phase to significantly to reduce redundant alarms and consequential avoid alarms floods. In this context, we propose a dynamic alarm classification approach based on the semantic correlation.

The rest of this paper is organized as follows: in section 2, we present a review on alarm management and filtering as well as semantic correlation. In section 3, we describe the proposed methodology where we introduces some fundamental concepts regarding metaheuristics optimization approaches. The effectiveness of the contribution is explicitly presented in Section 4 which is followed by a numerical example and a real industrial case study. Conclusion will be presented in Section 5.

2. Literature review

Existing studies focus on two main problems in alarm management:

- 1- False alarms; and
- 2- Redundant alarms or called alarm flood.

These two problems make hard of operators to detect the main causes of the abnormal events and fail to handle the root cause in time.

To address false alarm issues posed by traditional monitoring methods, Brooks [7] proposed a mathematical treatment of alarms that considers them as multi-variable interactions between process variables to calculate values for alarm thresholds. This method helps to reduce substantial false alarms. Chen [8] introduced a statistical approach constructing a second-level control limit based on known properties of statistical distributions of in and out-of-control observations. In their survey [9], authors studied the false alarm minimization techniques in the scope of signature-based Network Intrusion Detection System 'NIDS'.

As we noted, the second main challenge in alarm management is to deal with alarm floods. It is becoming a major concerned safety issue. An alarm flood has been defined by ISA [10] 18.2 as being 10 or more alarms raised in any 10 min period per operator. In this scope few works were used event correlation analysis as well as two-layer cause-effect model in order to reduce the number of alarms [5,11-17]. As a strategy to control alarm floods for chemical process transitions, Zhu [18] proposes an artificial immune system-based fault diagnosis 'AISFD' method and Bayesian-estimation-based dynamic alarm management 'BEDAM' method to generate useful alarms in fault situations. Takeda et al. [12] investigates a logical and systematic alarm system design method that explicitly explains the design rationales from know-why information for proper management of changes through the plant lifecycle. Hu et al. [6] proposes a method to detect correlated alarms and quantify the correlation level.

Moreover, taking into account alarms history for alarm analysis is a useful method to improve alarm

management strategy especially in the case large-scale application and massive dataset [19]. In this scope, Fanti et al. [20] provide an approach by using the Unified Modelling Language and Coloured Timed Petri nets in order to model and analyze alarms in the Integrating the Healthcare Enterprise 'IHE' Alarm Communication Management 'ACM'. Li et al. [19] proposed a distributed parallel alarm management strategy to solve the problem caused by lack of scalability and efficiency of traditional alarm management strategy in the scenario of massive and rapid growing alarm data. The proposed strategy aim to reduce alarms on the dashboards of operator station in both normal situation and alarm flooding situation.

Existing works, in particular ones described above, had successfully developed alarm management approaches thanks to the alarm filtering based on correlation and then display more accurate alarms on operator dashboards. Among that, some questions should be asked such as: are really these solutions help operators in the diagnostic process? Assuming, we get to reduce the number of alarm, what is the percentage of reduction? Is reduction does not pose a problem on the reliability of the system?

Event correlation in existing works has been limited to syntactically identical attribute values instead of addressing semantically equivalent attribute meanings. The application of semantic alarm correlation was used with a diethanolamine (DEA) treatment unity plant, which is a very important process in the petrochemical processes industry. [21] introduces an approach that uses semantic technologies, ontologies, for the definition of event correlations to facilitate semantic event correlation derived from semantic equivalence, inherited meaning, and relationships between different terms or entities. In [22] a case study, it is presented on the advanced treatment of alarms with the objective of finding alarms correlated by time with the help of the knowledge flow of the process modeled via DEA ontology instance, which helps the search for unnecessary alarms. This study is based on learning system. Their correlation technique is based on joins and requires complex concatenations to express rich correlations between alarms. According to our research, the concept of correlation is used in different granularity, it may be according to time of appearance [22] or to root cause [23].

Thus, in most works, the correlation is based on the time of occurrence of alarms, it can happen that one equipment generates a large number of alarms, so there is no correlation that take into consideration aspects such as the concerned equipment or the previous diagnosis' results, etc.

To recover these lacks, we think that exploring rather a semantic correlation can provide an added value. Semantic correlation according to equipment and previous experiences has not been addressed yet.

As well, we think that it is interesting to classify alarms over failed equipment before processing the correlation. Hence, the proposed work will deal with the enriched semantic correlation to launch a rapid preliminary diagnosis and also to capitalize the knowledge of monitoring stakeholders.

3. Proposed Approach

As noted above, our challenge is to develop a system that can dynamically grouping related alarms according of semantic correlation of the alarm context (equipment, history, feedback, etc.) in order to facilitate the launching of diagnosis process. In this work, we use different metaheuristics optimization methods that we adopt and adapt for the knowledge discovery process inspired from PETRA process [24] (Figure 2).

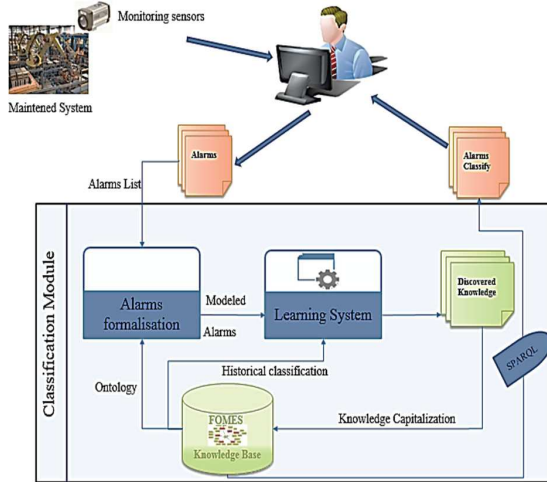


Figure 2. General scheme of the suggested alarm classification approach

Shows different steps involved in our process. The purpose is to learn more about the apparition of alarms corresponding to abnormal situation based on historical alarm data, to analyze their executions and then to extract knowledge concerning failed equipment. More details about these steps are provided in the following sections.

The knowledge base in this process is built according the maintenance domain ontology FOMES [25], which is extension of IMAMO ontology (Industrial Maintenance Management Ontology) [26] so as to model alarms as well as to interpret and extract knowledge.

The role of the alarm formalization step is to prepare the data in an adequate format for the mining operation. We build in this step an appropriate “formal context”, based on the ontological knowledge. The classification module receives new list of alarm that it parses them to present the knowledge in a structured form. After that, this list is stored in the knowledge base.

Once the alarms are structured and stored as new instances in the knowledge base, the learning phase is initiated to interpret them and extract new knowledge. So classification algorithm is trained, it can be used to classify future alarms.

3.1 Knowledge base & ontology

Alarms file includes information such as description, zone (sourced of alarm), sub-zone, level of emergency, date and time which are recorded in text or Excel files. All elements about one alarm are stored in one row record. To take advantage of the semantic aspect, a specific attention has been drawn on ontologies, ensuring that information/knowledge exchanged in the

industrial system is meaningful, and that all the stakeholders interpret it in the same way [27]. It is possible to find in the literature several definitions of ontology. The most common and known is proposed by Gruber, “a formal explicit specification of a shared conceptualization. Ontology is a rigorous representation of concepts and their allowed interactions”[28]. In the simplest case, an ontology describes a hierarchy of concepts (i.e.classes) related by taxonomic relationships (is-a, part-of). In more sophisticated cases, an ontology describes domain classes, properties (or attributes) for each class, class instances (or individuals) and also the relationships that hold between class instances. It is also possible to add some logical axioms to constrain concept interpretation and express complex relationships between concepts. This basic ontological knowledge will be encoded in a simplified general model.

Figure 3 presents a part of the classes of FOMES (Feedback-CBR Ontology for Maintenance Expert Selection) which is extension of IMAMO Ontology (Industrial Maintenance Management Ontology).

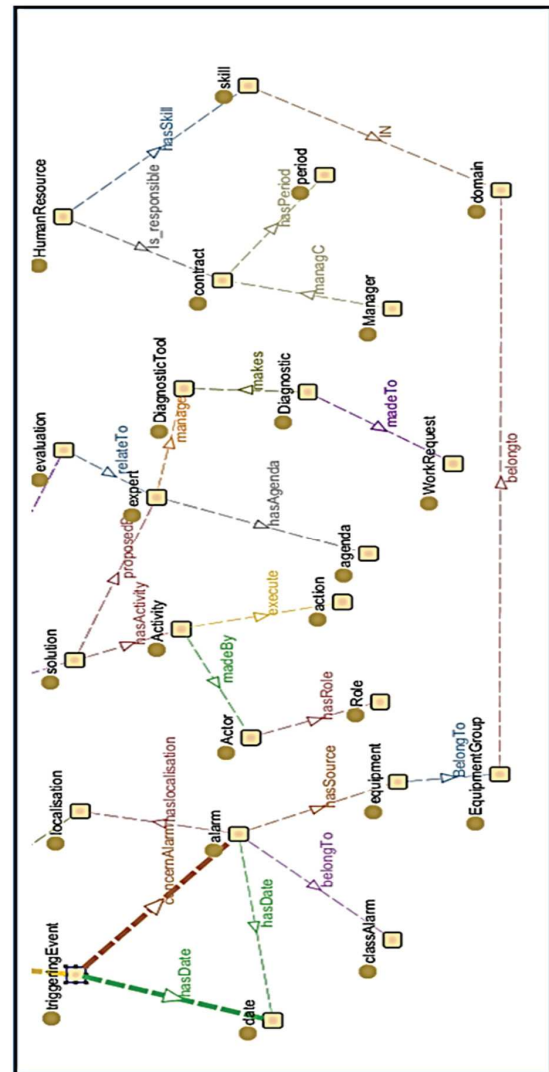


Figure 3. Part of FOMES concept under protégé (plugin Jambalaya)

A focus is made on some packages of FOMES⁵ in order to adapt the ontology to our need.

The class **Alarm** is characterized by different data types such as *alarm_type*, *emergency_level*, etc. According to the requirements of the conception facility, we associated each alarm to an **Alarm_category** with the object property *belongsTo*. The available equipments are instantiated in the class **Equipment**. Each one of these equipment is part of an **EquipmentGroup** with the object property *belongsTo*. An object property *belongsTo* is associated to each **EquipmentGroup** and **Area** to make an implicit relationship between the alarm and equipment. We distinguished two type of equipment in our modeling, *failed_equipment* and *alarm_source_equipment*. In fact, we create two Object property the first *has_source* associates **Alarm** to **Equipment** and the second one is *belongsTo* which associate each **Alarm** to an **EquipmentGroup**. **Localization** class registers the different zones and sub-zones of an alarm with the two data types' *zone* and *sub-zone*. Object property *has_localization* associates each alarm to zone and sub-zone.

Table 1. Alarm dataset parameters

Information / Description	description of alarm: type of triggering event launched from a data acquisition system indicating that there is a measure from a sensor violating some conditions concerning a specific equipment or environment
Alarm Source	zone of alarm: position of source alarm in a production area
Alarm Source equipment	monitoring equipment:
Level of Emergency	urgent /no urgent: level of emergency alarm
Date /Time Alarm	date and time of occurrence alarm
Failed Equipment	physical equipment characterized by inability to perform a required function

3.2 Alarm transformation & formalization

This step consists of collecting all the alarms of a given recordable environment while safeguarding the diagnosis operators. An excel file saving historical alarm, but they are under the constraint of the complexity of their structure and analysis. Therefore, the transformation is made via a sequential parsing of the excel file and extraction of knowledge via a mapping with the alarm model of the ontology. Finally, the modeled alarms are stored in the knowledge base. We describe the concepts of FOMES that are exploited in our system.

3.3 Learning system (Alarm classification)

Nilson relates the definition of learning to "knowledge acquisition", "skills under-standing", "experience by reuse" and "modification of a behavioral tendency by experience" [29]. Machine learning refers to a system that can automatically acquire and integrate knowledge, a system that is able to learn from experience, training, analytical observation and other means. Thus, machine learning techniques are considered to be the heart of any learning process, to

produce learned (acquired, discovered) knowledge [30][24].

Classifiers in learning process may be based on different frameworks: Bayesian networks [31-33], neural networks [34,35], decision trees [24,36], Artificial immune algorithms [37], etc. Most works haven't taken into account the gain that can be expected when integrating additional knowledge during the learning process. In this work, we focus on a comparative of the three metaheuristics algorithm Simulated Annealing (SA), Genetic Algorithm (GA) and Particle swarm optimization (PSO) based on Alarm ontology.

We propose a comparative analysis of the three approaches, adopted to deal with the problem of alarm classification: SA, GA and PSO. Comparison of the methods was made considering the factor fitness function value. Such method highly depends on operating experience and knowledge base, because it analysis process starts with the alarm history which is a file containing all past alarm messages.

3.3.1 Simulated Annealing (SA)

SA is a well-known single-based solution metaheuristic, developed by Kirkpatrick in 1980 [38]. The main idea of SA is to imitate the annealing process's cooling schedule. SA decrease gradually the cooling process starting from a high initial temperature value, and then the cooling process is done slowly to avoid metastable states that can be accrued (local minimum). SA starts from an initial solution, and then at each cycle, a new neighbor solution is generated randomly. Neighbour that enhances the current solution is accepted with a probability that depends mainly on the change of ΔE in the fitness function and the current value of temperature.

3.3.2 Genetic Algorithm (GA)

Genetic Algorithm [39] is one of the most popular population-based search metaheuristic. GA mimics the Darwinian evolution theory and the natural selection concepts. The GA starts from a population of chromosomes (Solution) randomly initialized, then at each generation, every chromosome is underwent to selection that constitutes in choosing pairs of solution from the current population and makes them arising by means of gene crossover and mutation. The last step of the GA process is the replacement phase that determines which solutions (chromosomes) of the current population will survive to create the next generation. The GA is repeated until a stopping criterion is met (Number of generation, maximum number of the fitness the function evaluation...).

3.3.3 Particle Swarm Optimization (PSO)

Particle swarm optimization (PSO) is another well know population based search metaheuristic, created by Kennedy in 1995 [40]. PSO belongs to the swarm intelligence optimization algorithms. It simulates the collective behavior concept of natural organisms (fish, birds...). The PSO metaheuristic begins with a population (swarm) composed of a set of particles. Each particle contains a position X_i and velocity V_i . At each iteration, particles modify their position and their velocity using the following formulation:

⁵ A particular consideration was given to the IMAMO package [26] in order to adapt it to our needs.

$$X_i(t) = X_i(t - 1) + V_i(t) \quad (1)$$

$$V_i(t) = V_i(t-1) + c_1 r_1 (P_{best_i}(t-1) + X_i(t-1)) + c_2 r_2 (G_{best_i}(t-1) + X_i(t-1)) \quad (2)$$

where: c_1 , c_2 are two constants describing the cognitive attraction and the social attraction; r_1 , r_2 are two random numbers generated between $[0, 1]$. P_{best_i} , G_{best_i} are the best position obtained by the particle i and the best position ever found by the swarm respectively.

3.4 Knowledge capitalization

Capitalizing knowledge constitutes the last step in our Knowledge discovery process. The objective of this activity is to link the failed equipment generated during the learning step with the existing alarms and store them in the knowledge base. The operation of this step can be divided into two activities:

The first activity is to create an interpretation column that includes both validated alarm-category and alarms already existing in the knowledge base, generated from the learning step.

The second activity is to record the link that will be taken in relation to each generated alarm-category with instance alarm saved in KB.

4. Selection of learning algorithm

4.1 Data set description

The database used in this study has been collected from a real Electricity Transmission System. We note that the lack of a standardized format for historical flood alarms in this field let us to create new knowledge base based on our ontology. For training the learning system, at first step, we assume a set of modeled alarms for preparing the classification phase. Then, we use data extracted from the knowledge base. When datasets include attributes that contain redundant data, this causes delay in building the classification model. Hence, we proposed to consider the six input variables are considered which are presented in Table 1 (*supra*).

The outputs are presented in Table 2, in which each class is related to an equipment.

Table 2. Alarm Classes

G1	T1 Source
G2	ICS
G3	BT Disjoncteur
G4	Disjoncteur
G5	Protection
G6	ICT
G7	CC Source
G8	Fuse
G9	Line
G10	TSA
G11	TR

Our dataset is composed of 700 rows of modeled alarms. Moreover, 350 of the actual data is used for training and the remaining rows are to be used for testing and comparing the three algorithms.

The output (classes) for alarm data set can take the values '1', to '11', where:

- '1' means that the alarm belong to Group1.
- '2' means that the alarm belong to Group2.
- '3' means that the alarm belong to Group3.
- '4' means that the alarm belong to Group4, etc.

Figure 4 shows a part of the log file of Electricity Transmission System used for the application example.

A	B	C	D	E	F	G	H	I	J
Pos	Time/No	Information	Source of Alarm	Equipment	W	CC	W	CC	W
3	1500	Alarme a T1 (Phasor)	BT101 RALP	T1	X		X		BT101
4	1500	Alarme a T1 (Source)	BT101 RALP	T1	X		X		BT101
5	1500	Alarme a S0	BT101 RALP	BOUCLE S0	X		X		BT101
6	1500	Alarme a S0	BT101 RALP	BOUCLE S0	X		X		BT101
7	1500	Alarme a S0	BT101 RALP	BOUCLE S0	X		X		BT101
8	1500	Alarme a S0	BT101 RALP	BOUCLE S0	X		X		BT101
9	1500	Alarme a S0	BT101 RALP	BOUCLE S0	X		X		BT101
10	1500	Alarme a S0	BT101 RALP	BOUCLE S0	X		X		BT101
11	1500	Alarme a S0	BT101 RALP	BOUCLE S0	X		X		BT101
12	1500	Alarme a S0	BT101 RALP	BOUCLE S0	X		X		BT101
13	1500	Alarme a S0	BT101 RALP	BOUCLE S0	X		X		BT101
14	1500	Alarme a S0	BT101 RALP	BOUCLE S0	X		X		BT101
15	1500	Alarme a S0	BT101 RALP	BOUCLE S0	X		X		BT101
16	1500	Alarme a S0	BT101 RALP	BOUCLE S0	X		X		BT101
17	1500	Alarme a S0	BT101 RALP	BOUCLE S0	X		X		BT101
18	1500	Alarme a S0	BT101 RALP	BOUCLE S0	X		X		BT101
19	1500	Alarme a S0	BT101 RALP	BOUCLE S0	X		X		BT101
20	1500	Alarme a S0	BT101 RALP	BOUCLE S0	X		X		BT101
21	1500	Alarme a S0	BT101 RALP	BOUCLE S0	X		X		BT101
22	1500	Alarme a S0	BT101 RALP	BOUCLE S0	X		X		BT101
23	1500	Alarme a S0	BT101 RALP	BOUCLE S0	X		X		BT101
24	1500	Alarme a S0	BT101 RALP	BOUCLE S0	X		X		BT101
25	1500	Alarme a S0	BT101 RALP	BOUCLE S0	X		X		BT101
26	1500	Alarme a S0	BT101 RALP	BOUCLE S0	X		X		BT101
27	1500	Alarme a S0	BT101 RALP	BOUCLE S0	X		X		BT101
28	1500	Alarme a S0	BT101 RALP	BOUCLE S0	X		X		BT101
29	1500	Alarme a S0	BT101 RALP	BOUCLE S0	X		X		BT101
30	1500	Alarme a S0	BT101 RALP	BOUCLE S0	X		X		BT101

Figure 4. Alarm file

4.2 Results and discussions

In this paper, the experiments were performed to juxtapose three well known metaheuristic approaches (SA, GA and PSO). We created a dataset of modeled alarms. Evaluation procedure was done as follows. Initially, the dataset has been divided into two sub-sets, one for training and the other for validation using hold out technique. Then, the training dataset is used to train the Multi-Layer Perceptron (MLP) network.

The multi-layers (MLP) is one of the well-known neural network models. The MLP architecture consists of one input layer, one output layer and one or several hidden layers. In the input layer, no computation is accomplished, unlike the two others layers. A simple MLP network is shown in Figure 5.

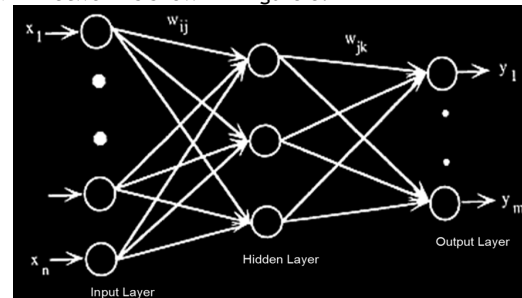


Figure 5. A simple Multi-Layers Perceptron

Back propagation is one of the most widely populated algorithm [41], used for adjusting the MLP's synaptic weights. Mainly, this approach involves two phases (Forward and Backward).

- Forward phase:

Each input x is fed into the input layer. Then, from the input layer to the output layer, the neurons' activities are adjusted and a set of output patterns are generated. Next, these output patterns are compared with the target output and the error values are computed.

- *Backward phase*: when the forward phase is accomplished, the network bias and weights are updated using the error values, starting from the output layer to the input layer. This is done in order to reduce the error network.

The algorithm may require many iterations, until a pre-satisfied performance network is reached.

Once the model has been created, a bloc of metaheuristics methods (SA, GA and PSO) for its certain configuration is used to adjust the inferred model. Indeed, MLP-based metaheuristic is applied to configure the parameters (weights) of the MLP neural network using training algorithms based on metaheuristics optimization approaches mono-objective.

In this way, it is hoped that the MLP's performance will be improved. Next, the test dataset is used to check the performance in term of objective function value of the resulting model.

The fitness function could be defined as follows:

$$f_{obj} = \min (FPR + FNR) \quad (3)$$

where FPR is the False Positive Rate and FNR is the False Negative Rate.

The experiments were performed in the Matlab environment.

Table 3 presents the obtained computational results performed for each metaheuristic used in such study.

Table 3. Results obtained using different metaheuristics

Experiments	Metaheuristic	Nbr of eval	MLP Architect	E_{learn}	f value
# 1	AG	20	[8 13]	45.45	38,10
# 2		100	[10 20]	24.32	14,28
# 3		10	[7 5 10 11]	50.00	0,00
# 4		50	[6 20 15]	52.63	45,45
# 5	SA	100	[20 9]	36.36	7,14
# 6		500	[8 10]	50.00	19,05
# 7		100	[8 15 20]	55.56	35,71
# 8		1200	[30 7 14]	38.46	7,14
# 9	PSO	50	[6 30]	62.22	23,81
# 10		50	[20 7]	27.50	23,08
# 11		100	[10 15 16]	17.50	12,50
# 12		100	[30 6 10]	48.89	25

This table shows the best fitness function founds after a predefined number of the objective function evaluations and different setting for the MLP topology. Please notice that the Elearn colon presents the learning error obtained by the Multi-Layer Perceptron neural network (MLP).

According to this table, it appears that the error rate (fitness function) obtained by the three metaheuristics were more accurate than the training error rate achieved by the standard Multi Layers Perceptron (MLP) technique.

This is due the fact we adjusted more the MLP weight using the chosen metaheuristic that have reached the global (or close) optimal value of the fitness function.

Furthermore, Table 3 shows that the GA achieved the best results with small number of generation. However, SA was less than the GA's fitness function value but yielded solution with optimal architecture setting.

The PSO metaheuristic was slightly worse than the other metaheuristics.

Figure 6 presents a comparison between the accurate classification percentages achieved by the different metaheuristics. The result for the alarm data set confirmed the advantage of GA over PSO and SA metaheuristics.

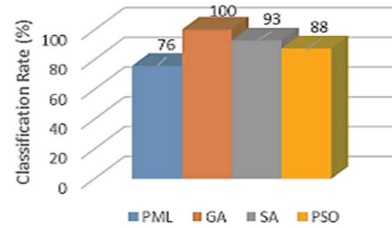


Figure 6. Classification rate of different algorithms

From the simulation results, we believe that metaheuristics based optimization work well in the context of Alarm classification.

In order to capitalize knowledge and enrich the domain ontology. The objective of this activity is store the result generated from learning step.

A resulting GA algorithm is composed of a set of alarm-category to constraints involving independent alarms. The result file of the learning step consists of a set of columns. The first five ones present the characteristic of modeled alarms (Input of Learning system) and the last Colum displays the classification result about different category of alarms see figure 7.

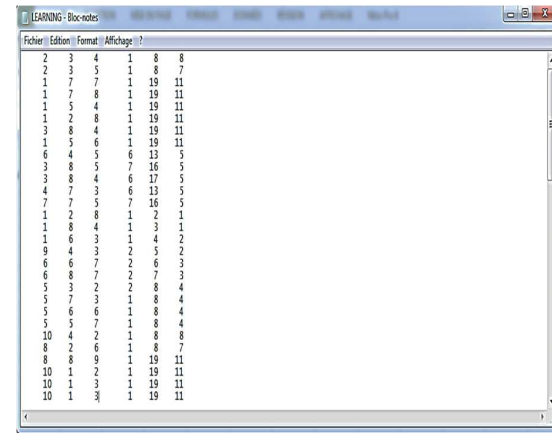


Figure 7. Example of learning resulting file

The learning system converts the designation of each alarm parameter to a numerical value to do the classification. For example the first line in figure 7, we can interpret that the combination of the values (2, 3, 4, 1, 8) corresponding to (alarm source, alarm source equipment, emergency level, date of alarm, failure equipment) that the alarm is part of Alarm class No. 8 corresponding to *Fuse Class*.

To interpret the result generated in the learning phase, the system establishes mapping between alarms, thanks to knowledge base.

Results are then stored as instances of the ontology by using OWL API. This API allows us to establish the link between the new alarm-instance with alarm-category in the knowledge base.

Finally, while instanciated in the ontology, the list of alarm classification can listed (see Figure 10) with the following SPAQL query 1(see Figure 9).

```

Query
PREFIX ns: <http://www.owl-ontologies.com/Ontology1412765787.owl#>
PREFIX rdf: <http://www.w3.org/1999/02/22-rdf-syntax-ns#>
SELECT ?Alarm ?id_AlarmCategory ?Description_AlarmCategory
WHERE
{
  ?Alarm rdf:type ns:Alarm;
        ns:belongsTo ?Alarm_Category.
  ?Alarm_Category ns:id_AlarmCategory ?id_AlarmCategory;
                 ns:Description_AlarmCategory ?Description_AlarmCategory.
}

```

Figure 9. Sparql Query to list alarms classes

Alarm	id_AlarmCategory	Description_AlarmCategory
Alarm_SURCHARGE_THERMIQUE	G8	LIQNE
Alarm_Bouchot_TSA	G10	TSA
Alarm_Anomalie_MAX_LMT	G5	PROTECTION
Alarm_Regulation_manque_OC	G11	TR
Alarm_Niveau_Haut_TR	G11	TR
Alarm_Défaut_sécherépigéant	G11	TR
Alarm_Signalsations_Consignées	G2	ICS
Alarm_Disjuncte_SF8_2_state	G4	DISJONCTEUR
Alarm_Défaut_commande_disjoncteur	G4	DISJONCTEUR
Alarm_Manque_SO	G1	TISOURCE
Alarm_Regulation_en_anomalie	G11	TR
Alarm_Température_TSA	G11	TR
Alarm_Déclenchement_sar_surchage_thermiq	G10	TSA
Alarm_Fermeture_disjoncteur_sar_CON	G8	FUSEE
Alarm_Manque_T1	G1	TISOURCE
Alarm_Protection_différentielle_en_anomalie	G5	PROTECTION

Figure 10. List of alarm classification

5. Conclusions

In a predictive maintenance process, alarm management is a main activity due to the difficulty lies operators to manage the flood of alarms. In order to reduce this problem, the objective of this work is to provide an alarm classification method based on semantic correlation.

In contrast to major studies of the correlated alarms, our work does not take into account the occurrence delay as correlation factor. Instead we adopting a Knowledge Discovery process and handling the maintenance ontology FOMES, in the aim of including semantic-correlation aspect.

In the learning level of Knowledge discovery process, we have presented a experimental study to compare three metaheuristics algorithm. We applied our approach on a concrete use case of Electricity Transmission System. The results shown an efficiency of 100% of classification rate depending on the used GA algorithm.

Future work should pay attention to test the methodology on other datasets, and feature selection methods. We additionally, should improve the robustness of the database and create a complete software for the management of alarm in Electricity Transmission System. Thus, enrich our database and make it available online for a general use by other researchers.

6. References

- [1] ISA (). Management of Alarm Systems for the Process Industries. 2009.
- [2] Mehta BR, Reddy YJ. Industrial Process Automation Systems Design and Implementation. 2015.
- [3] Adhitya A, Cheng SF, Lee Z, Srinivasan R. Quantifying the effectiveness of an alarm management system through human factors studies. *Comput Chem Eng* 2014; 67:1-12. doi:10.1016/j.compchemeng.2014.03.013.
- [4] Pasman H, Rogers W. The bumpy road to better risk control: a Tour d'Horizon of new concepts and ideas. *J Loss Prev Process Ind* 2015; 35:366-76. doi: /10.1016/j.jlp.2014.12.003.
- [5] Schleburg M, Christiansen L, Thornhill NF, Fay A. A combined analysis of plant connectivity and alarm logs to reduce the number of alerts in an automation system. *J Process Control* 2013; 23:839-51. doi: 10.1016/j.jprocont.2013.03.010.
- [6] Hu W, Wang J, Chen T. A new method to detect and quantify correlated alarms with occurrence delays. *Comput Chem Eng* 2015; 80:189-98. doi: 10.1016/j.compchemeng.2015.05.028.
- [7] Brooks AR, Thorpe R, Wilson J, Eng C. A new method for defining and managing process alarmsand for correcting process operation when an alarm occurs. *J Hazard Mater* 2004; 115:169-74.
- [8] Chen T. On reducing false alarms in multivariate statistical process control. *Chem Eng Res Des* 2010; 88:1-11. doi:10.1016/j.cherd.2009.09.003.
- [9] Hubballi N, Suryanarayanan V. False alarm minimization techniques in signature-based intrusion detection systems: A survey. *Comput Commun* 2014; 49:1-17. doi:10.1016/j.comcom.2014.04.012.
- [10] ISA Instrument Society of America. Research Triangle Park. Management of Alarm Systems for the Process Industries. 2009.
- [11] Higuchia F, Yamamoto I, Takai T, Noda M, Nishitani H. Use of Event Correlation Analysis to Reduce Number of Alarms. *Comput Aided Chem Eng* 2009; 27:1521-6.
- [12] Takeda K, Hamaguchi T, Kimura N, Noda M. A design method of a plant alarm system for first alarm alternative signals using a modularized CE model. *Process Saf Environ Prot* 2014; 92:406-11. doi:10.1016/j.psep.2014.06.007.
- [13] Noda M, Higuchi F, Takai T, Nishitani H. Event correlation analysis for alarm system rationalization. *Asia-Pacific J Chem Eng* 2011; 6:497-502. doi:10.1002/apj.575.
- [14] Chang Y, Khan F, Ahmed S. A risk-based approach to design warning system for processing facilities. *Process Saf Environ Prot* 2011; 89:310-6. doi: /10.1016/j.psep.2011.06.003.
- [15] Kato M, Takeda K, Noda M, Kikuchi Y, Hirao M. Design Method of Alarm System for Identifying Possible Malfunctions in a Plant Based on Cause-Effect Model. *Comput Aided Chem Eng* 2012; 31:285-9.
- [16] Yang F, Shah SL, Xiao D, Chen T. Improved correlation analysis and visualization of industrial alarm data. *IFAC Proc Vol* 2011; 18:12898-903. doi:10.3182/20110828-6-IT-1002.03193.
- [17] Yang Z, Wang J, Tongwen C. Detection of Correlated Alarms Based on Similarity Coefficients of Binary Data. *IEEE Trans Autom Sci Eng* 2013; 10:1014-25. doi:10.1109/TASE.2013.2248000.
- [18] Zhu J, Shu Y, Zhao J, Yang F. A dynamic alarm management strategy for chemical process transitions. *J Loss Prev Process Ind* 2014; 30:207-18. doi:10.1016/j.jlp.2013.07.008.
- [19] Li D, Hu J, Wang H, Huang W. A distributed parallel alarm management strategy for alarm reduction in chemical plants. *J Process Control* 2015; 34:117-25. doi:10.1016/j.jprocont.2015.07.008.
- [20] Fanti MP, Mininel S, Ukovich W, Vatta F. Modelling alarm management workflow in healthcare according to IHE framework by coloured Petri Nets. *Eng Appl Artif Intell* 2012; 25:728-33. doi:10.1016/j.engappai.2010.11.003.

- [21] Moser T, Roth H, Rozsnyai S, Mordinyi R, Biffi S. Semantic event correlation using ontologies. *Lect Notes Comput Sci (Including Subser Lect Notes Artif Intell Lect Notes Bioinformatics)* 2009; 5871 LNCS: 1087-94. doi: 10.1007/978-3-642-05151-7_24.
- [22] Lima R, Leito G, Guedes LA, Melo J, Duarte A. Semantic alarm correlation based on ontologies. *IEEE Int Conf Emerg Technol Fact Autom ETFA 2013:0-3*. doi:10.1109/ETFA.2013.6648163.
- [23] Zhang D, Jin D, Gong Y, Chen S, Wang C. Research of alarm correlations based on static defect detection | Istraživanje korelacija alarma na temelju detekcije statičkog kvara. *Teh Vjesn 2015*; 3651:311-8. doi: 10.17559 /TV-20150317102804.
- [24] Karray MH, Chebel-Morello B, Zerhouni N. PETRA: Process Evolution using a TRAce-based system on a maintenance platform. *Knowledge-Based Syst 2014*; 68:21-39. doi:10.1016/j.knosys.2014.03.010.
- [25] Bekkaoui M, Karray MH, Meliani S. Experience Feedback as a solution of the selection expert's problem: Application S-maintenance platform. *Int Fed Autom Contro 2015*; 48-3:1445-50. DOI: 10.1016 /j.ifacol.2015.06.290.
- [26] Karray MH, Chebel-Morello B, Zerhouni N. A formal ontology for industrial maintenance. *Appl Ontol 2012*; 7:269-310. doi: 10.3233/AO-2012-0112.
- [27] Karray MH. Contribution à la spécification et à l'élaboration d'une plateforme de maintenance orientée connaissances. 2012.
- [28] Gruber T. A translation approach to portable ontology specifications. *Knowl Acquis 1993*; 2:199-220.
- [29] Nilsson NJ. Introduction to Machine Learning AN EARLY DRAFT OF A PROPOSED TEXTBOOK. 1998. doi: 10.1016 /j.neuroimage.2010.11.004.
- [30] Lowe G, Shirinzadeh B. A Knowledge-base Self-Learning System. *ACIT - Autom. Control. Appl. Novosib. Russ., 2005*.
- [31] An X, Jutta D, Cercone N. Privacy Intrusion Detection Using Dynamic Bayesian Networks. *ICEC - Int. Conf. Electron. Commer. Fredericton, New Brunswick, Canada, 2006*.
- [32] Tylman W. Anomaly-Based Intrusion Detection Using Bayesian Networks. *Third Int. Conf. Dependability Comput. Syst. DepCoS-RELCOMEX, 2008*, p. 211-8. doi:10.1109/DepCoS-RELCOMEX.2008.52.
- [33] Benferhat S, Boudjelida A, Tabia K, Drias H. An intrusion detection and alert correlation approach based on revising probabilistic classifiers using expert knowledge. *Appl Intell 2013*; 38:520-40. doi: 10.1007/s10489-012-0383-7.
- [34] Mulkamala S, Janoski G, Sung A. Intrusion Detection Using Neural Networks and Support Vector Machines. *IJCNN'02 Int. Jt. Conf. Neural Networks, Honolulu Hawaii, 2002*, p. 1702-7. doi:10.1109/IJCNN.2002.1007774.
- [35] Thomas C, Balakrishnan N. Performance enhancement of Intrusion Detection Systems using advances in sensor fusion. *11th Int. Conf. Inf. Fusion, 2008*, p. 1-7.
- [36] Tabia K, Benferhat S. On the Use of Decision Trees as Behavioral Approaches in Intrusion Detection. *ICMLA '08. Seventh Int. Conf. on Machine Learn. Appl., 2008*. doi:10.1109/ICMLA.2008.63.
- [37] Zeng J, Liu X, Li T, Li G, Li H, Zeng J. A novel intrusion detection approach learned from the change of antibody concentration in biological immune response. *Appl Intell 2011*; 35:41-62. doi: 10.1007/s10489-009-0202-y.
- [38] Kirkpatrick S, Gelatt CD, Vecchi MP. Optimization by Simulated Annealing. *Science (80-) 1983*; 20:671-80.
- [39] Holland JH. *Adaptation in Natural and Artificial Systems*. University of Michigan Press, Ann Arbor, MI.: 1975.

[40] Kennedy J, Russell C, Eberhart, Shi Y. *Swarm Intelligence*. 2001.

[41] Rumelhart DE, Hinton GE, Williams RJ. Learning representations by back-propagating errors. *Nature 1986*; 323:533-6. doi: 10.1038/323533a0.

Acknowledgment

The authors wish to thank the Manufacturing Engineering Laboratory of Tlemcen (MELT), Abou Bekr Belkaid University of Tlemcen.

8. Biography



Mokhtaria Bekkaoui is currently a PhD student at Abou Bekr Belkaid University of Tlemcen (UABT), Algeria. She is a member of team Manufacturing Engineering Laboratory (MELT). In 2004, she received the Engineer degree in Computer Science and in 2007 Magister

degree in Automatic-Manufacturing-Computer science from the University of Tlemcen (Algeria).

Her main field of activity is Maintenance of industrial systems. She focused on the use of Monitoring, Diagnosis, Knowledge Base, Ontology, etc.

Correspondence address: m_mekkaoui@mail.univ-tlemcen.dz



Mohamed Hedi Karray, received the Bachelor's degree, BSc. Business Informatics in 2007, University of Tunisie and Master's degree, MSc. IT & Web in 2008, Claude Bernard University Lyon 1 (France). He obtained the PhD in 2012 at Franche-Comté Besançon (France).

He is currently Associate Professor at ENI Tarbes, University of Toulouse (France) and researcher at Production Engineering Laboratory.

His research interests include Knowledge engineering, Ontologies, Web services, PLM, eMaintenance.

Correspondence address: mkarray@enit.fr



Fatima Bekaddour, currently PhD student at the SCAL Research Group of the MISC Laboratory, Constantine 2 University, Algeria. She is a member of team Modelization et Implementation the Complex Systems Laboratory (MISC).

In 2010, she received the Engineer degree in Computer Science Option Artificial Intelligence (AI) and in 2014 Magister degree. Her research interests have been in metaheuristics, soft computing, and optimisation.

Correspondence address: fatima.bekaddour@gmail.com



Sidi Mohammed Meliani, received the BSc degree in 1990 and Magister degree in 1995, all in electrical engineering at university of science and technology of Oran/Algeria. He obtained the PhD in 2009 at Tlemcen University/Algeria.

He is currently associate professor and Head of Department at university of Tlemcen, Algeria.

His research interests include power electronics, electrical machines, home control and renewable energy.

Correspondence address: sm_meliani@yahoo.fr