



Recent trends in the development of sustainable catalytic systems for the oxidative cleavage of cycloalkenes by hydrogen peroxide

Tony Cousin, Gregory Chatel, Nathalie Kardos, Bruno Andrioletti, Micheline Draye

► To cite this version:

Tony Cousin, Gregory Chatel, Nathalie Kardos, Bruno Andrioletti, Micheline Draye. Recent trends in the development of sustainable catalytic systems for the oxidative cleavage of cycloalkenes by hydrogen peroxide. *Catalysis Science & Technology*, 2019, 9 (19), pp.5256-5278. 10.1039/C9CY01269A . hal-02357883

HAL Id: hal-02357883

<https://hal.science/hal-02357883>

Submitted on 2 Apr 2021

HAL is a multi-disciplinary open access archive for the deposit and dissemination of scientific research documents, whether they are published or not. The documents may come from teaching and research institutions in France or abroad, or from public or private research centers.

L'archive ouverte pluridisciplinaire **HAL**, est destinée au dépôt et à la diffusion de documents scientifiques de niveau recherche, publiés ou non, émanant des établissements d'enseignement et de recherche français ou étrangers, des laboratoires publics ou privés.

Recent trends in the development of sustainable catalytic systems for the oxidative cleavage of cycloalkenes by hydrogen peroxide

Tony Cousin^{a,b}, Gregory Chatel^a, Nathalie Kardos^a, Bruno Andrioletti^{b†} and Micheline Draye^{a†}

Received 00th January 20xx,
Accepted 00th January 20xx

DOI: 10.1039/x0xx00000x

www.rsc.org/

Dicarboxylic acids constitute one of the most important oxygenated intermediates in the chemical industry originating a wide range of daily products: fibers, pharmaceuticals, cosmetics, lubricants, pesticides and plasticizers. A major part of their large scale production relies on the oxidative cleavage processes of unsaturated acids and cyclic olefins but suffers from severe drawbacks such as the use of harmful compounds, the need of specific set-ups to produce oxidants, expensive catalysts and energy consuming conditions. In the context of the development of sustainable oxidations, hydrogen peroxide has witnessed a growing interest thanks to its multiple benefits to replace conventional oxidants: low toxicity, no need of energetic conditions to perform catalytic oxidations and generation of benign H₂O as by-product. The present review aims at bringing a critical view on the development of catalytic systems for the H₂O₂-mediated oxidative cleavage of cycloalkenes toward green chemistry criteria. Different transition-metal-based catalysts investigated for the reaction will be discussed with a special emphasis on tungsten. Next, the performances of different heterogeneous and homogenous W-based systems on the oxidative cleavage of various cycloolefins will be presented. More specifically, their relevance towards sustainable oxidations will be assessed by studying key reaction features: solvent, H₂O₂ amount, reaction time and catalysts synthesis, recoverability and activity. The main challenges regarding the oxidative cleavage of medium-sized cycloalkenes with W-H₂O₂ systems will be also exposed. At last, the potential of ultrasound as unconventional activation method will be pointed out to overcome the limits encountered with the conventional thermal heating leading to even more environmentally-friendly cycloalkene oxidative cleavage.

carboxylic acids (Scheme 1).

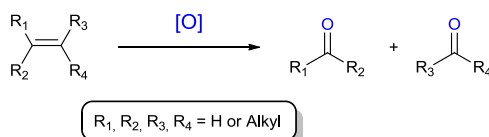
1. Introduction

Oxidation reactions are known to be part of the most important processes in chemical industry.^{1–4} Their ability to convert carbon compounds into functionalized molecules enables the production of a wide variety of everyday life compounds. Among the products obtained through oxidation processes, dicarboxylic acids show a great interest for the production of value added polymers. They represent important feedstock in the manufacture of polyesters and polyamides and find applications in various fields: fibers, lubricants, pharmaceuticals, pesticides, cosmetics and plasticizers.^{5,6} The main processes developed for the manufacture of dicarboxylic acids lie on oxidative cleavage.^{5,6} This reaction based on the cleavage of a carbon-carbon double bond using an oxidant leads to various oxygenated compounds according to the functional groups borne by the double bond and the experimental conditions: ketones, aldehydes and

Scheme 1: General scheme for oxidative cleavage reaction.

Industrially, dicarboxylic acids are produced through oxidative cleavage of two kinds of molecules: cyclic olefins or unsaturated carboxylic acids.

For instance, the oxidative cleavage of oleic acid by ozonolysis leads to azelaic acid (Scheme 2 a)). The two-step process, firstly patented at the end of the 50's by Emery Industries⁷, allows the production of up to 10,000 tons/year of azelaic acid along with pelargonic acid to deserve the fields of resins,



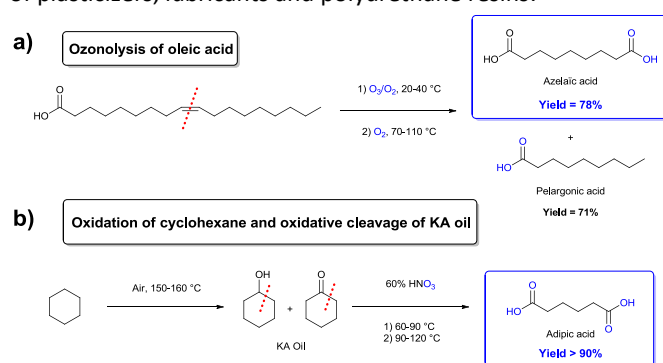
^a Univ. Savoie Mont Blanc, LCME, 73000 Chambéry, France

^b Univ Lyon, Université Claude Bernard Lyon 1, INSA-Lyon, CPE-Lyon, ICBMS-UMR CNRS 5246, Campus Lyon-Tech la Doua, Bât. Lederer, 43 Boulevard du 11 Novembre 1918, 69622 Villeurbanne, France

† Corresponding authors.

E-mail addresses: bruno.andrioletti@univ-lyon1.fr (B. Andrioletti), micheline.draye@univ-smb.fr (M. Draye).

lubricants or auto parts.^{1,5,8,9} Also, one of the oldest large scale oxidation process still in operation is the manufacture of adipic acid. Its synthesis is based on a two-step reaction involving the air oxidation of cyclohexane to cyclohexanol or cyclohexanone followed by the oxidative cleavage of one of them or a mixture of both (Ketone + Alcohol: KA Oil) with nitric acid (Scheme 2 b)). Despite the low conversion required for the first step (not exceeding 7%)¹⁰ to achieve relatively high selectivity in KA oil, this process succeeds to reach average yields of 95% through cyclohexane recycling. This process patented by DuPont leads to an actual adipic acid production of 2.6 million ton/year and allows this compound to be the most important commercially available aliphatic dicarboxylic acid.^{5,6,11,12} The production of adipic acid through oxidative cleavage is mainly dedicated to the synthesis of Nylon 6,6, but also supplies the manufacturers of plasticizers, lubricants and polyurethane resins.^{5,6,12}



Scheme 2: Examples of industrial processes for dicarboxylic acid production by oxidative cleavage: a) Ozonolysis of oleic acid^{5,7,8} b) Oxidation of cyclohexane and oxidative cleavage of cyclohexanol/cyclohexanone (KA Oil)^{9,11,12}.

Despite the large volumetric amounts of chemicals sold worldwide, these processes suffer from severe drawbacks such as the use of corrosive and dangerous compounds, the need of specific instruments to produce oxidants (corona discharge ozone generator, UV instruments) high temperatures and expensive catalysts.

Specifically, one of the key environmental issue that adipic acid industry still faces is the N₂O abatement. Indeed, after HNO₃ oxidation of KA oil, up to 400,000 tons/year of N₂O are generated. Such a large amount of nitrous oxide thus represents 8% of the total anthropogenic production of this greenhouse gas.^{13,14} These emissions result in harmful consequences on the environment: ozone depletion, smog, acid rain and global warming.^{15,16} Over the years, most of industries achieved to reduce their N₂O emission by 80% by switching from air venting to recycling or decomposing nitrous oxide by thermal or catalytic pathways.^{10,12,16,17} In spite of these efforts, adipic acid processes remain still energy consuming.^{6,11,15}

In the context of the development of more sustainable oxidation reactions, many aspects of the conditions used and processes involved are increasingly taken into account in order to reduce their impact on the environment. Thus, concerns on energy saving, increase of atom efficiency, use of less harmful

compounds or waste minimization have been addressed through studies on the nature of the oxidant.^{18–21} The need to substitute usual oxidants (from HNO₃ to NaIO₄ in Table 1) was driven by their high environmental impact since they are toxic, corrosive, require high reaction temperatures and lead to the formation of stoichiometric amounts of more or less toxic salts or by-products.^{22–26} Regarding the green chemistry principles, molecular oxygen or ozone are ideal oxidants because of their high active oxygen content and the generation of non-toxic by-products (Table 1). Nevertheless, in spite of their strong oxidizing potential, oxidative cleavage processes involving O₂ and O₃ require complex catalysts, specific reaction setups, energy consuming and hazardous conditions.^{26–31} In the past six decades, hydrogen peroxide has been shown to be a prime candidate to develop clean organic oxidations. It is a very attractive oxidant (Table 1) due to its 47% of active oxygen content and its large availability. H₂O₂ also constitutes an ideal oxidant for green chemistry as it is non-toxic, releases only water as theoretical by-product and does not usually require temperatures over 100 °C for oxidations.³² In addition, hydrogen peroxide-mediated reactions also benefit from having a zero E-Factor.²¹

Table 1 Oxidants usually used for alkene oxidative cleavage: active oxygen content and by products.^{27,30}

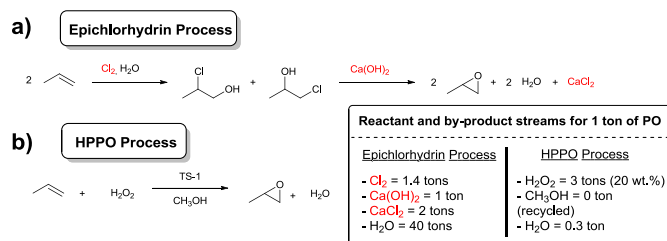
Oxidant	Active oxygen content (% wt.)	By-products
O ₃	100	None or O ₂
O ₂	100	None
O ₂ / Reducer	50	H ₂ O
H ₂ O ₂	47	H ₂ O
HNO ₃	25.4	NO _x
NaOCl	21.5	NaCl
CH ₃ CO ₃ H	21.1	CH ₃ CO ₂ H
KMnO ₄	20.2	MnO ₂
CrO ₃	16	Cr(III) salts
KHSO ₅	10.5	KHSO ₄
NaIO ₄	7.5	NaIO ₃

The current production of hydrogen peroxide is based at 95% on the anthraquinone auto oxidation process (AO process) allowing a production of 4.5 million ton/year in 2014³³ mainly for bleaching in the pulp and paper industry and the Hydrogen Peroxide Propylene Oxide Process (HPPO).^{31,33,34} One the one hand, AO process has to face safety and economic issues to make hydrogen peroxide more competitive with usual oxidants. Indeed, with a selling price varying from 700 to 1200 \$/ton, H₂O₂ is 3 to 5 times more expensive Cl₂ used for the production of propylene oxide and up to 30 times expensive than pure oxygen.^{31,33,36} The decreasing of H₂O₂ cost by developing new routes for its synthesis is thereby a preliminary step to be implemented for its large scale production and replacement of current oxidants.^{31,35,36} Besides, as H₂O₂ is subjected to thermal and catalytic decomposition,

safety care must be applied to implement H_2O_2 within the design of oxidation processes.^{4,32} On the other hand, some processes for the production of key compounds, such as propylene oxide reveal the huge potential of hydrogen peroxide thanks to the possibility of using crude H_2O_2 resulting from the AO process.^{31,33} Historically, the reaction has long been undertaken with chlorine through epichlorohydrin process (Scheme 3 a)). It has been later improved by combining the heterogeneous titanasilicate catalyst (TS-1) along with hydrogen peroxide allowing a one-step epoxidation (Scheme 3 b)).^{35,37}

Since 2008, the HPPO Process has proven its efficiency by allowing the production of up to 300,000 metric ton/year of propylene oxide with 95% selectivity.

Improvements of the environmental aspects such as wastewater lowering and energy consumption led BASF-Dow Process to be awarded the USEPA Presidential Green Chemistry Challenge in 2010.^{35,38}



Scheme 3: Industrial processes for propylene oxide production: a) through epichlorohydrin process, b) through Hydrogen Peroxide Propylene Oxide Process (H_2O_2 amount calculated from Refs 35 and 38).^{2,40,37,41,39}

Over the past few decades, because of the improved performances of the HPPO process, the use of hydrogen peroxide attracted the interest of researchers for olefin oxidative cleavage. Its growing availability and non-toxicity enabled hydrogen peroxide to be particularly well studied for this reaction. While lots of studies have been carried out and reviews published on the H_2O_2 -mediated oxidative cleavage of fatty acids^{29,42,43}, to the best of our knowledge, no review dealing with the oxidative cleavage of cycloalkenes by hydrogen peroxide have been published to date.^{44–48} Thus, the present contribution aims at bringing a critical view on the development of catalytic systems in combination with hydrogen peroxide for the cleavage of various cycloalkenes. More specifically, a focus on different transition metal-based catalytic systems will be addressed. Also, the current trends on the oxidative cleavage of cyclic olefins with H_2O_2 and tungsten-based catalysts will be outlined with a particular emphasis on the catalyst design regarding sustainable development criteria. Finally, the limits of the reaction of the oxidative cleavage of medium-sized rings will be discussed.

2. Current trends in sustainable oxidative cleavage of cycloalkenes with H_2O_2

3 IIIB 3B	4 IVB 4B	5 VB 5B	6 VIB 6B	7 VIIB 7B	8 VIII 8	9 VIII 9	10 VIII 10	11 IB 1B	12 IIB 2B
21 Sc Scandium 44.955	22 Ti Titanium 47.867	23 V Vanadium 50.942	24 Cr Chromium 51.996	25 Mn Manganese 54.938	26 Fe Iron 55.845	27 Co Cobalt 58.933	28 Ni Nickel 58.693	29 Cu Copper 63.546	30 Zn Zinc 65.38
39 Y Yttrium 88.906	40 Zr Zirconium 91.224	41 Nb Niobium 92.906	42 Mo Molybdenum 95.95	43 Tc Technetium 98.907	44 Ru Ruthenium 101.07	45 Rh Rhodium 102.906	46 Pd Palladium 106.42	47 Ag Silver 107.868	48 Cd Cadmium 112.411
72 Hf Hafnium 178.49	73 Ta Tantalum 180.948	74 W Tungsten 183.84	75 Re Rhenium 186.207	76 Os Osmium 190.23	77 Ir Iridium 192.217	78 Pt Platinum 195.085	79 Au Gold 196.967	80 Hg Mercury 200.592	
104 Rf Rutherfordium [261]	105 Db Dubnium [262]	106 Sg Seaborgium [266]	107 Bh Bohrium [264]	108 Hs Hassium [269]	109 Mt Meitnerium [268]	110 Ds Darmstadtium [269]	111 Rg Roentgenium [272]	112 Cn Copernicium [277]	

2.1 Oxidative cleavage with transition metal-based catalysts

Scheme 4: Transition metal-based catalysts studied for the oxidative cleavage of cycloalkenes with H_2O_2 (adapted from Ref 49).

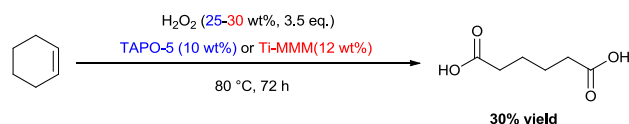
2.1.1 Copper and osmium-based catalysts

Among the realm of the catalysts investigated for the cycloalkenes oxidative cleavage, transition metal-based ones are among the most efficient. Indeed, their interaction with hydrogen peroxide produces oxo- and peroxo-complexes, which are very active toward the oxidation of carbon-carbon double bonds.

Hence, the copper complex of tetraazatetradecatetraene proved to be more efficient than OsO_4 to convert styrenes to benzaldehyde derivatives in the presence of H_2O_2 .^{50,51} However, both of them resulted in low oxidative cleavage results. The only efficient osmium-based systems for cycloalkenes oxidative cleavage are based on waste generating Oxone® (KHSO_5 , 0.5 KHSO_4 , 0.5 K_2SO_4).⁵¹

2.1.2 Titanium-based catalysts

Among the transition-metal based compounds studied for the oxidative cleavage of cycloalkenes, titanium substituted materials were particularly investigated as heterogeneous catalysts. These insoluble modified materials can be recovered at the end of the reaction and their titanium sites present interesting catalytic activity and selectivity.^{52,53} TAPO-5 was the first example of titanium-based catalyst used in the cycloalkene oxidative cleavage. This titanium-incorporated aluminophosphate-framework presents acidic Brønsted sites favouring key steps of the reaction. However, even after 72 h of reaction with 25% H_2O_2 , TAPO-5 allowed the formation of adipic acid in only 30% yield (Scheme 5).⁵⁴ Its low catalytic activity was attributed to both the hydrophilic character of aluminophosphate structure and the progressive inhibition of the catalyst microporosity by the water formed from H_2O_2 .⁵⁵ Similarly, the Ti-MMM titanium-based catalyst has been synthesized from mesoporous silica to study its activity for the cyclohexene cleavage under solvent-free conditions. In spite of its high specific area and enhanced stability, the adipic acid yield never exceed 30%. The authors explained these low results by a partial loss of the mesoporous structure and destruction of the active sites because of reaction medium aggressiveness (Scheme 5).⁵⁶



Scheme 5: Oxidative cleavage of cyclohexene with H_2O_2 mediated by titanium-substituted heterogeneous materials.^{54,56}

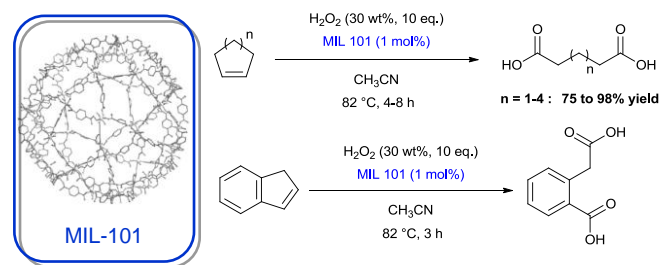
The hypothesis of the progressive water poisoning of these catalysts is further supported by the only successful results reported with *tert*-butyl hydroperoxide (TBHP) as the oxidant. Indeed, with an aluminium and titanium-modified mesoporous silica Ti-AISBA-15, Bonardet *et al.* performed the oxidative cleavage of cyclohexene in only one day instead of three.

Adipic acid was produced in 84% yield, without leaching of titanium species grafted on the silica.⁵⁷

However, as the reaction involves 4 equivalents of TBHP, the development of the technology based on this oxidant appeared not economically viable due to its high cost.

2.1.3 Chromium-based catalysts

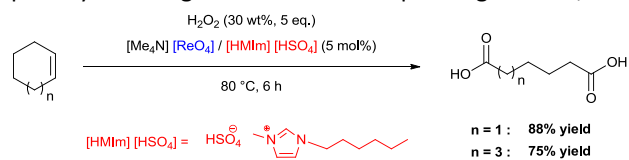
Based on historical excellent results obtained with the use of CrO_3 for double bond oxidative cleavage²⁷, chromium has been used for the design of Metal-Organic Frameworks (MOFs). These microporous crystalline materials are three-dimensional structures made up of a metal ions or clusters linked to bi- or multipodal organic linkers. Because of its high valence and coordination ability, chromium has been widely used for designing MOFs displaying the largest pore-sized metal catalysts.⁵⁸ Chromium-based MOFs are used for various applications such as gas adsorption, separation processes and even catalysis due to their high porosity and large surface area.⁵⁹ They present a structure and a microporosity that are comparable to those of zeolites leading to high specific areas. Contrary to zeolites that have 178 known structures, MOFs exhibit a wider variety of shape and size porosity due to their ability to tune metals and organic linkers.⁵⁹ Tangestaninejad and Moghadam *et al.* described the synthesis of MOF MIL-101 from chromium nitrate and terephthalic acid and its use to catalyse alkene and cycloalkene oxidative cleavage with H_2O_2 (Scheme 6).^{60,61} Recently, the same group described the deposition of MIL-101 on magnetic nanoparticles of Fe_3O_4 to make the catalyst more easily recovered.⁶² Similar oxidative cleavage results were observed under similar conditions and the deposited catalyst proved its activity after 5 successive runs with yields exceeding 90%.⁶² In both studies, the use of MIL-101 led to high dicarboxylic acid yields but its synthesis requires hazardous conditions. Indeed, it involves dangerous compounds such as hydrofluoric acid and the toxic DMF, severe synthetic conditions and lengthy overall purification.^{60,61} A large excess of hydrogen peroxide is also necessary to reach high dicarboxylic acids yields. Moreover, the use of chromium compounds is no longer favoured in the industry due to the high toxicity of Cr(VI) salts used or generated during the reaction.⁶³



Scheme 6: Schematic representation of MIL-101 (left, reproduced with the permission of Ref 57) and oxidative cleavage of various cycloalkenes with H_2O_2 mediated by chromium based Metal-Organic Framework MIL-101 (right).

2.1.4 Rhenium-based catalysts

One of the oldest system patented for the oxidative cleavage of cycloalkenes with H_2O_2 goes back to the 70's and reports the use of rhenium-based catalyst. More specifically, a patent from Dupont describes the use of Re_2O_7 as the catalyst for the cleavage of cyclododecene at 120 °C with acetic acid, yielding to only 30% of dicarboxylic acid.⁶⁴ Next, MethylTriOxorhenium (MTO) and related organo-rhenium compounds were well studied for various oxidation reactions.^{65,66} Recently, the combination of quaternary ammonium perhenates with ionic liquids have been reported for the cyclooctene oxidative cleavage. Advantageously, this system offers the possibility to recover the amphiphilic active catalyst at the end of the reaction.⁶⁷ Then, using $[\text{HMIm}][\text{HSO}_4]$ loaded with 5% of catalyst, 75% yield of suberic acid have been obtained after 6 h at 80 °C in the presence of 5 eq. of H_2O_2 (Scheme 7).⁶⁷ It also afforded 88% yield of adipic acid from cyclohexene. Despite their high activity, these systems present some drawbacks, especially their high cost and ionic liquid degradation, to be

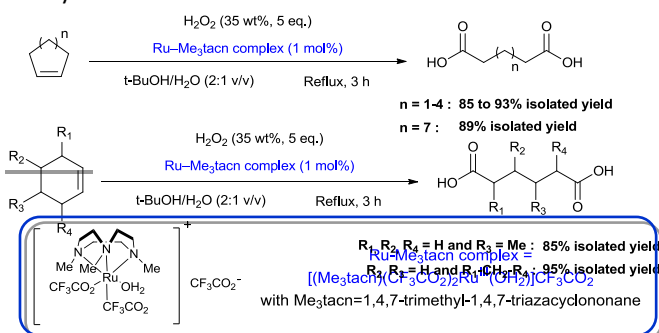


competitive with other transition metal-based catalysts.^{40,67,68}

Scheme 7: Oxidative cleavage of cyclooctene and cyclohexene mediated by perhenate-containing composite ionic liquid.⁶⁷

2.1.5 Ruthenium-based catalysts

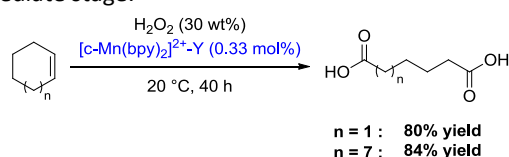
Che *et al.* investigated the use of a homogeneous ruthenium-based catalyst to perform the cleavage of various cycloalkenes in a *tert*-butanol/water mixture. In the presence of only 1 mol% of $\text{Ru-Me}_3\text{tacn}$ complex and 5 eq. of 35% H_2O_2 , linear and branched dicarboxylic acids were synthesized with excellent yields in only 3 h of reaction (Scheme 8).⁶⁹ The scaling-up to 1 mol for the oxidative cleavage of cyclohexene and cyclooctene allowed the production of the corresponding adipic and suberic acids in 85 and 91% yields respectively, after 12 h of reaction. Nevertheless, ruthenium-based complexes still have to face important drawbacks before being integrated into sustainable oxidation systems. Especially, ruthenium is the sixth rarest metal in earth crust due to its low abundance making its complexes and catalysts very expensive.^{29,40,68,70} In addition, ruthenium is involved in long and tedious pathways for the synthesis of the catalytic complexes⁶⁹ and harmful oxidants are required for the recycling of ruthenium-based catalysts.⁷¹



Scheme 8: Oxidative cleavage of various cycloalkenes with H_2O_2 mediated by $\text{Ru-Me}_3\text{tacn}$ complex.⁶⁹

2.1.6 Manganese-based catalysts

Long-time known for the oxidation of alkenes with H_2O_2 metal complexes, manganese catalysts have been rarely described for the alkene oxidative cleavage. An exception to this is the Y-zeolite-encapsulated manganese bipyridyl complex $[\text{c-Mn}(\text{bpy})_2]^{2+}\text{-Y}$ ($\text{bpy} = (\text{C}_6\text{H}_4\text{N})_2$). Indeed, this intrazeolite manganese complex proved its efficiency at 20 °C by reaching dicarboxylic acids yields over 80% in 40 h from cyclohexene and cyclododecene (Scheme 9).⁷² Apart from these results, very few studies relate the H_2O_2 -mediated oxidative cleavage with manganese species. Recently, a promising manganese-based ecocatalyst "Eco-Mn[®]" was synthesized from Mn-hyperaccumulating plants; unfortunately, using this catalyst, the oxidative cleavage of styrene stops at the aldehyde intermediate stage.⁷³

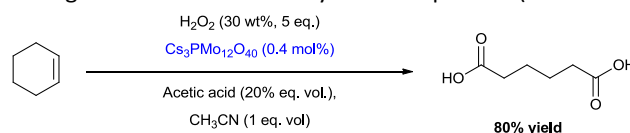


Scheme 9: Oxidative cleavage of cyclohexene with H_2O_2 mediated by $[\text{c-Mn}(\text{bpy})_2]^{2+}\text{-Y}$.

2.1.7 Molybdenum-based catalysts

Among the transition-metal based catalysts described for H_2O_2 -mediated oxidative cleavage, molybdenum complexes have been very well studied along with their tungsten analogues. Their physico-chemical properties allowed them to be used for various oxidation reactions such as alkene epoxidation, alcohol, amine and sulfide oxidation, and oxidative cleavage. They were also studied for the characterization of active peroxocompounds formed during reactions with hydrogen peroxide.^{74–76} Only few studies highlight benefits of using molybdenum compounds for adipic acid synthesis. For instance, 12-molybdophosphoric acid ($\text{H}_3\text{PMo}_{12}\text{O}_{40}$) supported on aluminum oxide showed a higher efficiency than other catalysts deposited on various metal oxides ($\text{H}_3\text{PW}_{12}\text{O}_{40}$, $\text{H}_3\text{PW}_6\text{Mo}_6\text{O}_{40}$ deposited on aluminum, magnesium or zinc oxides) for the oxidative cleavage of cyclohexene. Despite very good performances under heterogeneous conditions, the reaction required 24 h in *t*-BuOH in the presence of 70% H_2O_2 affording adipic acid in 90% yield.⁷¹ Besides, among the few details given on the prepared catalysts, recovery runs showed a loss of efficiency after the 4th reuse. Molybdenum catalysts were also studied under heteropolyanionic form. Among heteropolysalts tested by Alcañiz-Monge *et al.*, calcined $\text{CsPMo}_{12}\text{O}_{40}$ showed the highest catalytic activity thanks to the peroxoanions formed at the surface of catalyst nanoparticles.⁷⁷ XRD and UV-Vis analyses highlighted the heterogeneous nature and stability of these catalysts. Addition of acetic acid to the system was also described as essential to limit H_2O_2 decomposition. Under

these heterogeneous conditions, cyclohexene oxidative cleavage thus resulted in 80% yield of adipic acid (Scheme 10).



Scheme 10: Oxidative cleavage of cyclohexene with H_2O_2 mediated by molybdate heteropolysalt.

Study of the reaction under biphasic conditions was carried out by Buonomena *et al.*. The cyclohexene and the oxidizing media were flowed separately into an inert polymeric membrane reactor.⁷⁸ Ammonium tetramolybdate $(\text{NH}_4)_6\text{Mo}_7\text{O}_{24}$ was chosen as the homogeneous catalyst since it is 30% cheaper than usual Na_2WO_4 . Separative membranes were particularly efficient to keep a stable interface during reactant flowing and to separate adipic acid during its formation. Under continuous flow conditions, the best yield of 90% was obtained after 6 h of reaction at 90 °C with succinic acid as molybdenum's ligand.

In spite of similar reactivity, molybdenum-based complexes seldom showed higher performances to tungsten-based ones. Indeed, the literature on H_2O_2 -mediated cycloalkene oxidative cleavage describes the almost exclusive use of tungsten-based catalysts because of their numerous advantages compared to other transition metal-based catalysts.

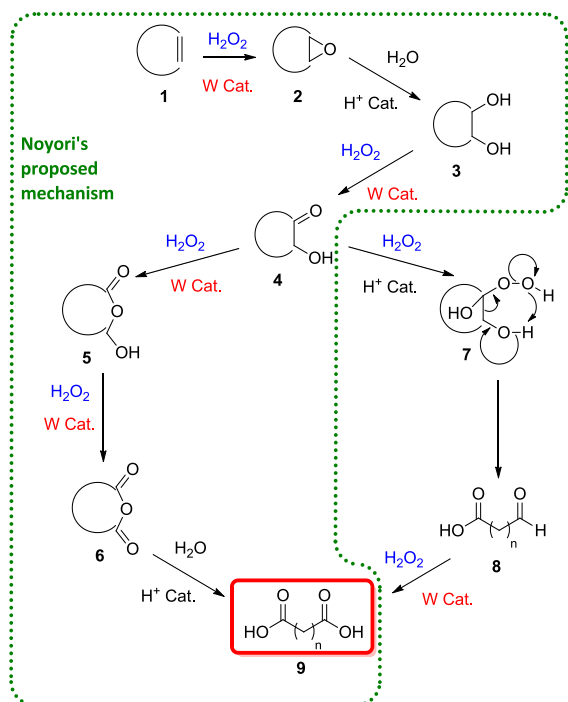
2.2 Tungsten-catalysed oxidative cleavage

Over the past 30 years, studies dedicated to the development of greener conditions for the oxidative cleavage of cycloalkenes with H_2O_2 mainly dealt with the use of tungsten-based catalysts. Indeed, the latter benefit from the numerous advantages of tungsten⁷⁹ such as its non-toxicity^{80,81} and its availability.^{40,82} Furthermore, this transition metal is very active toward hydrogen peroxide affording active peroxo-complexes.^{83–85} To determine the critical parameters of the reaction, several reaction mechanisms involving tungsten-based catalysts have been suggested both on experimental observations and theoretical considerations.

2.2.1 Mechanistic and experimental considerations

Common characteristics on reaction conditions have been highlighted throughout the studies made on the cycloalkene oxidative cleavage with tungsten-based catalysts. More specifically, the need of acidic conditions, of a minimum amount of 4 equivalents of H_2O_2 and of a minimum temperature of 80 °C are the necessary conditions leading to high oxidative cleavage yields (70–95%). Besides, most studies highlight the presence of 3 main by-products along with dicarboxylic acids: cycloalkenes derived epoxides, 1,2-diols and α -hydroxyketones.^{86–90} Previous experimental observations and considerations on hydrogen peroxide activity suggested that the reaction occurs *via* a multi-step mechanism involving

at least epoxide, diol and α -hydroxy-ketone intermediates (Scheme 11, compounds **2**, **3**, **4**).



Scheme 11: Hypothetic mechanism for the oxidative cleavage of cycloalkenes with H_2O_2 and a tungsten-based catalyst.^{13,88–90}

One of the most cited mechanism to rationalize the hydrogen peroxide-mediated oxidative cleavage of cycloalkenes was proposed by Noyori *et al.* (Scheme 11).¹³ In this scheme, the oxidative cleavage involves 6 distinct oxidation and hydrolysis steps: alkene epoxidation, epoxide hydrolysis, 1st alcohol oxidation, Baeyer-Villiger reaction, 2nd alcohol oxidation and cyclic anhydride hydrolysis. This mechanism is a little different from the one known for the oxidative cleavage of linear olefins involving a C-C bond cleavage of 1,2-diol intermediate into two aldehydes that are further oxidized into carboxylic acids.^{29,30,42} Even if the formation of intermediates **2** to **4** have been well explained, up to date, no studies highlights the presence of the Baeyer-Villiger ring enlargement during the oxidative cleavage. Only indirect studies propose the presence of products **5** and **6** in the mechanism.^{91–93}

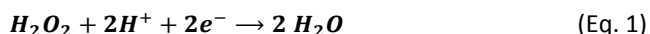
Additional contributions from Venturello *et al.* allowed considering other intermediates in this multi-step reaction. In fact, the formation of hydroperoxyalcohol **7** arose from the detection of the mono-aldehyde **8**.⁸⁹ Hypothesis of oxidation of the latter compound to the dicarboxylic acid has been then supported by further studies on aldehyde oxidation.^{94,95} Combinations of Noyori's and Venturello's mechanisms have also been suggested to complete the reaction pathway. In fact, a study on the oxidative cleavage of 1,2-cyclohexanediol and its derivatives carried out by Fujitani *et al.* led to consider the presence of both Venturello's hydroperoxy-alcohol **7** and semi-aldehyde **8** and Noyori's Baeyer-Villiger product **5**.⁹⁶

In spite of these numerous propositions, no complete mechanism has been established yet for explaining the transformation of the hydroxy-ketone **4** to the final dicarboxylic acid. However, these different studies evidenced some other common points such as the absence of possible 1,2-dione through hydroxy-ketone oxidation and the identification of epoxide hydrolysis as the rate determining step of the reaction.^{13,89,96}

Among the various mechanisms reported in the literature, all of them require 2 key experimental conditions, which are:

(i) The use of a minimum of 4 equivalents of H_2O_2 . Indeed, this minimal amount required is supported by the four distinct oxidation steps taking place from the cycloolefin to the diacid production. Experimentally, 4.4 equivalents are commonly used to ensure a sufficient amount of oxidant that could be thermally or catalytically decomposed.

(ii) The use of an acidic source, since best oxidative cleavage yields were obtained in the 0–3 pH range. These very acidic conditions are essential to form the active catalyst,^{88,97,87,98} perform the acidic steps of the reaction^{13,90} but also to prevent H_2O_2 from thermal and catalytic decomposition.^{4,32,33} Indeed, at pH < 3 the disproportionation reaction of H_2O_2 into H_2O (Eq. 1) and O_2 (Eq. 2) is slow. In addition, according to the E_h -pH equations of hydrogen peroxide, low pH values also increase the H_2O_2 redox potential (Eq. 3. and 4).⁹⁹



$$E_h = 1.776 - 0.0591\text{pH} + 0.0295\log(\text{H}_2\text{O}_2) \quad (\text{Eq. 3})$$

$$E_h = 0.682 - 0.0591\text{pH} + 0.0295\log\left(\frac{P\text{O}_2}{(\text{H}_2\text{O}_2)}\right) \quad (\text{Eq. 4})$$

Moreover, the action of hydrogen peroxide on tungstate species leads to water soluble complexes which are stabilized under acidic conditions. Firstly described by Pourbaix as pertungstic acid $\text{H}_2\text{WO}_5 \cdot \text{H}_2\text{O}_2$,⁹⁹ more recent studies by Griffith *et al.* revealed that these complexes are actually polyperoxotungstates that are formed under pH < 3.^{75,85,100}

Hence, a large variety of heterogeneous and homogeneous tungsten-based catalysts have been studied to improve the environmental performances of cycloalkenes oxidative cleavage in the presence of aqueous H_2O_2 .

2.2.2 Tungsten-based heterogeneous catalysts

Tungsten-based heterogeneous materials have been investigated due to the low environmental impact and high activity of peroxo-tungsten compounds. Their catalytic action as heteropolyanions towards various liquid organic reactions have even been comprehensively reviewed recently.¹⁰¹ Generally, heterogeneous tungsten-based systems are based on inorganic frameworks resistant to strong oxidizing conditions and allowing to reuse the catalytic system over

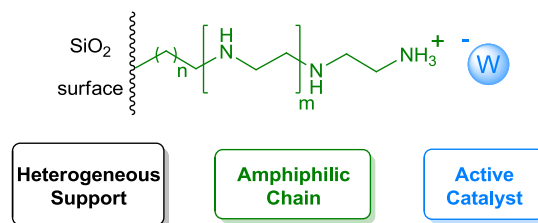
multiple runs. First catalysts designed for the reaction were mesoporous silica-based materials.

First catalytic oxidative cleavage was reported with SBA-15-type catalyst, comprising a mesoporous silica-based structure containing 0.06 wt% oxotungsten sites.

However, the highest adipic acid production was observed after 30 h reaction with 45% yield thanks to a catalyst reused from a previous run.¹⁰² Few years later, the outcome of the reaction was improved with a similar mesoporous silica displaying surface-integrated oxo-tungsten sites. Holmberg *et al.* reported the use of a modified silica fully characterized. This catalyst showed better performances than the previously described one. Indeed, adipic acid was synthesized in 95% yield after 24 h reaction at 80 °C under solvent-free conditions in the presence of H₂SO₄.¹⁰³ It is worth noting that the surface-modified materials led to larger amounts of dicarboxylic acid than the reactions that used a mixture of silica and soluble tungsten catalyst. Unfortunately, despite the recyclability of the catalyst and a shorter reaction time, a progressive contamination of the catalyst prevented additional runs. Moreover, the hydrophilic nature of these mesoporous materials often constitutes a limitation for the oxidation of lipophilic substrates under biphasic conditions. Finally, the use of 2 weight equivalents of catalyst compared to cyclohexene, makes the process non-economically-viable.

Modified organic-inorganic hybrid silica have been then designed to enhance the solubility of ionic tungsten species.¹⁰⁴ These heterogeneous materials are composed of a silica matrix covalently functionalized with terminal alkyl ammonium that can interact with soluble tungstate ions (Scheme 12). Such structure combines the advantages of both heterogeneous and homogeneous catalysis. Indeed, the organic tails enhance the solubility of the catalyst in lipophilic substrates while the inorganic shell ensures its recovery. Thus, alkyl ammonium groups play the role of quasi-homogeneous phase transfer catalysts due to the amphiphilic nature of the organic chain they contain. The first use of these particular materials was described by Hashemi *et al.*. In their study, the catalyst was prepared from a silica gel functionalized by sodium tungstate and 2-[2-(3-trimethoxysilylpropylamino) ethylamino] ethylamine.¹⁰⁴ By mixing 43 wt% of the catalyst, 5.5 mol% of *p*-toluenesulfonic acid and 4.4 equivalents of 30% aqueous H₂O₂, cyclohexene was transformed to the corresponding diacid in 89% yield, after 20 h of reaction. This kind of organic-inorganic structure has also been studied for the design of hybrid Zr-SBA 15 mesoporous silica. The synergy of the zirconium ions with the SBA-15 structure is described as particularly significant to form strong bonds with amino-based molecules. Active hybrid catalyst has been functionalized by PentaEthyleneHexAmine (PEHA) and pre-synthesized H₃PW₄O₂₄.¹⁰⁵ This semi-homogeneous catalyst led to adipic acid with 89% yield in only 8 h with a slightly higher amount of H₂O₂ (30%). Both of these materials can be recycled and reused over 4 cycles, allowing to

reach a dicarboxylic acid yield above 80%. Nevertheless, these specific materials suffer from being involved in very long and energy consuming syntheses. Indeed at least three reaction steps are required to form these catalysts with reaction times ranging from 4 h to 24 h at temperatures exceeding 90 °C. Besides, harmful compounds such as concentrated HCl, H₃PO₄ or CF₃SO₃H and toxic solvents such as Et₂O, CH₂Cl₂ or toluene are usually involved.^{104,105}



Scheme 12: Schematic representation of organic-inorganic hybrid silica material.

Recently, the idea of performing reactions under homogeneous catalysis conditions using a heterogeneous catalyst has been reported under a “catch and release” catalytic cycle. Here, a supported catalyst made up of WO₃/Zn-SnO₂ is described for the oxidative cleavage of cyclohexenes leading to a minimum of 75% yield over 10 reaction cycles.¹⁰⁶ Under these conditions, tungsten catalyst is released into the media as soluble peroxotungstates and catalyses the reaction while hydrogen peroxide is present. As soon as H₂O₂ is completely consumed, tungstates are “caught” back onto the heterogeneous support under the WO₃ form and can be reused over multiple cycles. This example combining the advantages of homogeneous and heterogeneous catalysis illustrates a promising system for sustainable organic synthesis. Nevertheless, solvents are still needed for the syntheses of both catalyst and adipic acid and long reaction times make these processes non-productive and economically unattractive.

2.2.3 Heteropolyacids and polyoxometalates for oxidative cleavage

As heterogeneous systems require non-environmentally-friendly synthetic pathways and long reaction times to perform oxidative cleavages, water-soluble forms of tungsten catalysts have been also investigated. Among the developed homogeneous catalysts, polyoxometalates, known as POM's, have been well studied because of their multiple features allowing to perform the different stages of oxidative cleavage. These catalysts are composed of three dimensional molecular structures constituted by multiple early transition metal atoms bridged to each other *via* oxygen atoms (Scheme 13).^{107,108} In combination with hydrogen peroxide, these complexes display interesting features such as a strong oxidizing ability, a high thermal stability and a wide range of physico-chemical properties conferred by their tunable features.^{31,40,84,109} Most of the time, these hydrophilic anionic complexes are paired

with lipophilic quaternary ammoniums or pyridiniums-type to react with alkenes in organic medium.

extensive researches to synthesize, characterize and use quaternary ammonium heteropolyoxotungstates, especially for olefin epoxidations.^{86,97,110,115}

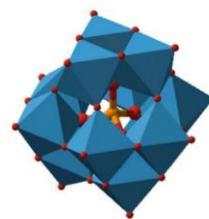
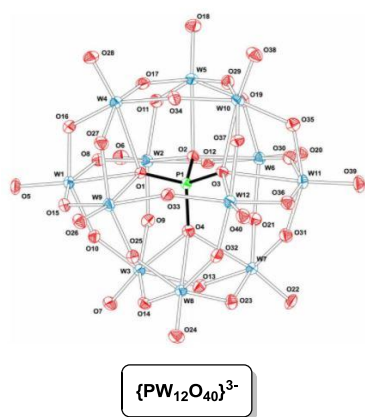
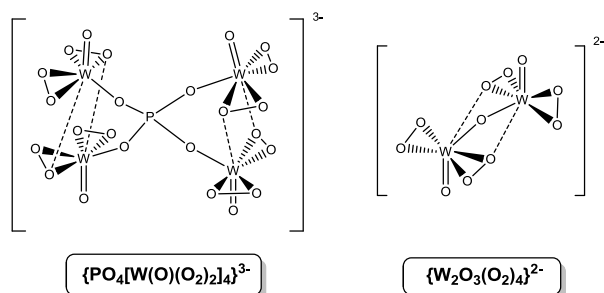


Fig. 1: Three dimensional structure of Keggin-Type polyoxometalate. The general formula is $\text{XM}_{12}\text{O}_{40}^{3-}$ where X is typically P or S (orange atom), M is Mo or W (non visible atoms at the center of blue octahedra) and x the metal oxidation state (reproduced from the permission of Ref 40).

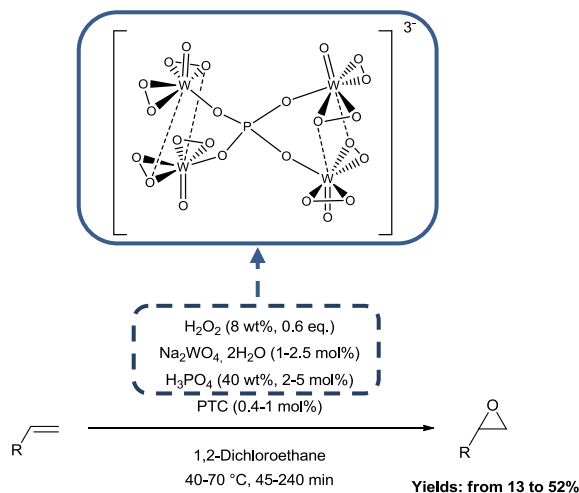


Scheme 13: Structures of some POM used for the oxidative cleavage of C=C double bonds with H_2O_2 (upward representations adapted from Refs^{85,110,111}) and picture of phosphotungstate anion (downward, reproduced from Ref 112 with the permission of the International Union of Crystallography).

POM-based complexes can be composed of only one type of early transition metal and are so-called isopolyanions. Among the publications describing H_2O_2 -mediated oxidative cleavage of C=C double bonds, very few studies relate on the preparation and isolation of polyoxotungstates as oxidation catalysts. To the best of our knowledge, such complexes were only described by Li *et al.*¹¹³ who succeeded in the synthesis and characterization of surfactant-type polyoxometalates constituted of a dimeric anion $[\text{M}_2\text{O}_3(\text{O}_2)_4]^{2-}$ (M = W and Mo) and a cationic long lipophilic chain possessing a phase transfer function as the catalyst. Peroxotungsten anion-containing catalysts were particularly efficient, leading to a very good 78% yield for the cyclohexene oxidative cleavage (Table 2, Entries 1 and 2). Indeed, tungsten-based polyoxometalates led to better results than their molybdenum counterparts due to their ability to preserve H_2O_2 from decomposition.¹¹³ However, they require at least 20 h reaction times to perform the reaction.

Among the literature describing the catalytic oxidations with POMs, heteropolyanions have been most studied because of their high stability and activity. These complexes are constituted of p or d block “heteroatoms” in addition to metal and oxide ions. Most common tungsten-based POMs used for H_2O_2 -mediated oxidations are the ones with so-called “Keggin-type” structure (Fig. 1).^{40,109,114} Within the field of oxidations with heteropolyoxometallates, Venturello and Ishii carried out

Preliminary studies made for the design of tungsten-based complexes were undertaken in the 80’s by Venturello *et al.*. The group described the combination of Na_2WO_4 as the tungsten source, H_3PO_4 and a Phase Transfer Catalyst (PTC) in 1,2-dichloroethane to convert various terminal alkenes into their epoxide derivatives. 70 to 90% yields were reported on the basis of the H_2O_2 charged but these results did not exceed 52% when calculated on olefin concentration, as an excess of alkene is required to perform the reaction (Scheme 14).⁹⁷ Advanced analyses on the active species succeeded in the first complete isolation and characterization of a polyperoxometalate complex known today as the “Ishii-Venturello’s complex”. It is composed of the active anion $\{\text{PO}_4[\text{W}(\text{O})(\text{O}_2)_2]_4\}^{3-}$ coupled with its quaternary ammonium moiety (Scheme 14).¹¹⁰



Scheme 14: Epoxidation of terminal alkenes mediated by “Ishii-Venturello’s complex”.^{97,110}

From the discovery of Venturello’s active catalyst $\{\text{PO}_4[\text{W}(\text{O})(\text{O}_2)_2]_4\}^{3-}$, many studies were undertaken to identify the mono- and polynuclear species formed during the oxidation of the catalyst by H_2O_2 .^{75,85,98,111} Venturello’s system was later improved for olefin epoxidation¹¹⁶ while progressively considering environmental aspects of the reaction¹¹⁷ transposed to olefin oxidative cleavage.⁹⁰

The first successful results for the oxidative cleavage of cycloalkenes with H_2O_2 and PTC have been reported by Venturello.

In the corresponding patent,¹¹⁸ the cleavage of cyclohexene is performed with 35% H_2O_2 and a complex made up of lipophilic quaternary ammonium and tungstate peroxo-complex $\text{PW}_4\text{O}_{22}^{3-}$. This catalyst afforded 99% pure adipic acid with 71% yield after 16 h of reaction in dichloroethane. (Table 2, Entry 3). Next, Ishii succeeded in replacing the chlorinated toxic solvent by *t*-BuOH while using another POM-based catalyst. Indeed, a new catalyst, the tris(cetylpyridinium)tungstophosphate, was obtained from the reaction between 12-tungstophosphoric acid ($\text{H}_3\text{PW}_{12}\text{O}_{40}$) and cetylpyridinium chloride ($[\pi\text{-C}_{16}\text{H}_{33}\text{N}(\text{C}_{16}\text{H}_{33})]^+ \text{Cl}^-$). Unfortunately, the 24 h of reaction required to reach dicarboxylic acid yields from 66% to 90% makes this reaction uncompetitive (Table 2, Entries 4 to 6).⁸⁶ Also, peroxotungstophosphates with different oxidation states and associated with cetylpyridinium cation were synthesized in order to study their activity. For instance, Ishii's previous conditions were adapted by Dai *et al.* to perform the solventless oxidative cleavage of cyclopentene in the presence of $\text{PW}_{12}\text{O}_{40}^{3-}$ in only 8 h. Through a progressive and controlled increase of the temperature of the medium and the use of a more concentrated H_2O_2 solution, the yield was improved up to 86% (Table 2, Entry 7).¹¹⁹ Tungstophosphate anion $\text{PW}_{12}\text{O}_{40}^{3-}$ was also oxidized to form another heteropolyoxotungstate PTC $[\pi\text{-C}_5\text{H}_5\text{N}(\text{C}_{16}\text{H}_{33})]_3 \text{PO}_4[\text{WO}_3]_4$. While studying their mode of action in the oxidative cleavage of 1,2-cyclopentanediol, yields as high as before were also observed for the cleavage of cyclopentene and cyclohexene under similar conditions (Table 2, Entries 8 and 9).¹²⁰ Besides, both of these catalysts are particularly interesting as they are no longer soluble in the media at the end of the reaction and can be easily recovered.^{119,120} It should be noted that in these works, 3.3 equivalents of 50 wt% H_2O_2 have been used (contrary to the usual 4 equivalents) leading to the formation of the expected dicarboxylic acids.

Among the studied heteropolyoxotungstates, the ones based on the "Ishii-Venturello"'s complex $\{\text{PO}_4[\text{W}(\text{O})(\text{O}_2)_2]_4\}^{3-}$ are still the most active for the cycloalkene oxidative cleavage. This catalyst has been synthesized by Pai *et al.*¹²¹ from H_2WO_4 , H_3PO_4 , H_2O_2 and Aliquat 336®, an onium salt made up of $\text{Oct}_3\text{MeN}^+ \text{Cl}^-$, to achieve cyclohexene cleavage in a "catalytic duck reactor". In the presence of a lower amount of hydrogen peroxide than usual, i.e. 2 eq. instead of 4.4 eq., and a shorter time of reaction, i.e. 3 h instead of 24 h, the olefin was not fully converted but yielded in 72% of adipic acid. (Table 2, Entry 10). To date, the conditions disclosed by Venturello for the oxidative cleavage of various olefins by the same catalyst are still the most promising. Indeed, the group described the use of $[(\text{C}_8\text{H}_{17})_3\text{NCH}_3]_3 \text{PO}_4[\text{W}(\text{O})(\text{O}_2)_2]_4$ and proved that

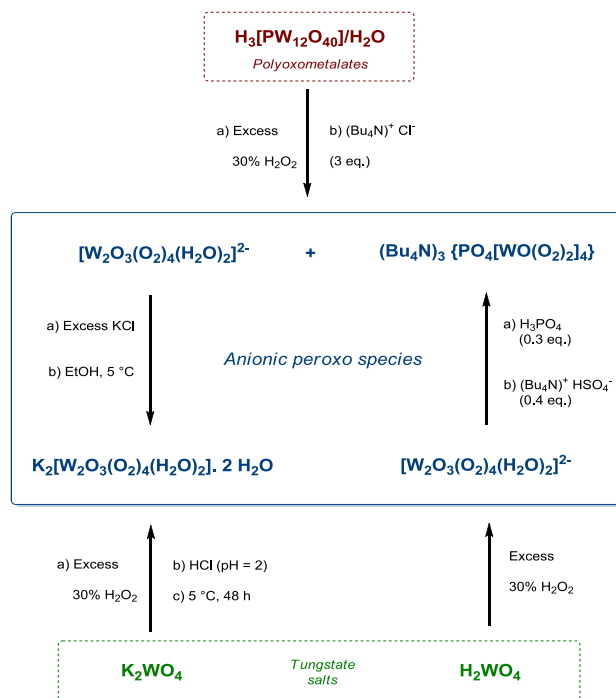
optimization of H_2O_2 addition into the media led to enhanced results through a better temperature control.⁹⁰ Thus, glutaric and adipic acid were isolated with yields above 80% under biphasic conditions in less than 7 h (Table 2, Entries 11 to 14).

As a conclusion, surfactant-type POMs have been particularly studied due to the possibility to select both anion and cation moieties, in order to adjust the solubility and the activity of the catalyst. Nevertheless, among the above cited studies, only very few papers describe the recyclability of such complexes. For instance, only Dai *et al.* achieved to reuse the catalyst $[\pi\text{-C}_5\text{H}_5\text{N}(\text{C}_{16}\text{H}_{33})]_3 \text{PO}_4[\text{WO}_3]_4$ over 5 cycles with high yields for glutaric acid synthesis.¹¹⁹ Unfortunately, recovery issues and sharp loss of activity were observed generally after several recyclings. Moreover, surfactant-type POMs have to face some environmental issues to be obtained. They need non-negligible amounts of toxic organic volatile solvents such as benzene or dichloromethane and corrosive acids such as H_3PO_4 and H_2SO_4 , in order to be produced *via* multiple steps of syntheses.^{85,86,97,110,119,120}

2.2.4 Oxidative systems based on tungstates

2.2.4.1 Combination with Phase Transfer Catalysts (onium salts)

The substitution of POM catalysts becomes highly desirable in the design of environmentally-friendly oxidation conditions due to the impact of their synthesis on the environment. In-depth analysis of the species formed during the reaction between POMs and H_2O_2 reveal that these catalysts act as precursors of catalytically active species. Indeed, it has been shown that mono- and polymeric tungsten species resulting from POMs could be produced from simpler tungstate precursors in a similar way (Scheme 15).^{75,111}



Scheme 15: Anionic peroxy species issued from the oxidation of POM or tungstate salts where isolated peroxy-compounds are illustrated in bold blue (adapted from Ref 111).

Table 2 Homogeneous catalytic systems based on polyoxometalates reported for the oxidative cleavage of cycloalkenes in the presence of H₂O₂

Entry	Polyoxometalate (POM)	Substrate	Catalytic system	PTC ^a	Reaction conditions	Product	Yield ^b	Ref.
1	W ₂ O ₃ (O ₂) ₄ ²⁻	Cyclohexene	POM + H ₂ O ₂ 30% (5.4 eq.)	[π-C ₅ H ₅ N(C ₁₆ H ₃₃)] ₂ W ₂ O ₃ (O ₂) ₄	90 °C, 20 h	Adipic acid	78%	113
2		Cyclohexene	POM + H ₂ O ₂ 30% (5.4 eq.)	[C ₁₆ H ₃₃ N(CH ₃) ₃] ₃ W ₂ O ₃ (O ₂) ₄	90 °C, 20 h	Adipic acid	78%	113
3	PW ₄ O ₂₂ ³⁻	Cyclohexene	POM + H ₂ O ₂ 35% (4.4 eq.)	[(C ₈ H ₁₇) ₃ NCH ₃] ₃ PW ₄ O ₂₂	Dichloroethane, 70 °C, 16 h	Adipic acid	71%	118
4	PW ₁₂ O ₄₀ ³⁻	Cyclopentene	POM + H ₂ O ₂ 35% (4.4 eq.)	[π-C ₅ H ₅ N(C ₁₆ H ₃₃)] ₃ PW ₁₂ O ₄₀	<i>t</i> -BuOH, 82 °C, 24 h	Glutaric acid	66%	86
5		Cyclohexene	POM + H ₂ O ₂ 35% (4.4 eq.)	[π-C ₅ H ₅ N(C ₁₆ H ₃₃)] ₃ PW ₁₂ O ₄₀	<i>t</i> -BuOH, 82 °C, 24 h	Adipic acid	70%	86
6		1-Methyl-1-cyclohexene	POM + H ₂ O ₂ 35% (4.4 eq.)	[π-C ₅ H ₅ N(C ₁₆ H ₃₃)] ₃ PW ₁₂ O ₄₀	<i>t</i> -BuOH, 82 °C, 24 h	5-Oxohexanoic acid	90%	86
7		Cyclopentene	POM + H ₂ O ₂ 30% (or 50 %) (4.4eq.)	[π-C ₅ H ₅ N(C ₁₆ H ₃₃)] ₃ PW ₁₂ O ₄₀	85 °C, 8 h	Glutaric acid	77% ^d (or 86% ^d)	119
8	{PO ₄ [WO ₃] ₄ } ³⁻	Cyclopentene	POM + H ₂ O ₂ 30% (or 50 %) (4.4 eq.)	[π-C ₅ H ₅ N(C ₁₆ H ₃₃)] ₃ PO ₄ [WO ₃] ₄	85 °C, 8 h	Glutaric acid	80% ^d (or 83% ^d)	119
9		Cyclohexene	POM + H ₂ O ₂ 50% (3.3 eq.)	[π-C ₅ H ₅ N(C ₁₆ H ₃₃)] ₃ PO ₄ [WO ₃] ₄	85 °C, 5 h	Adipic acid	85% ^d	120
10	{PO ₄ [W(O)(O ₂) ₂] ₄ } ³⁻	Cyclohexene	POM + H ₂ O ₂ 30% (2 eq.)	[(C ₈ H ₁₇) ₃ NCH ₃] ₃ PO ₄ [W(O)(O ₂) ₂] ₄ ^e	90 °C, 3 h	Adipic acid	72% (Conv. 85%) ^c	121
11		Cyclopentene	POM + H ₂ O ₂ 40% (4.6 eq.)	[(C ₈ H ₁₇) ₃ NCH ₃] ₃ PO ₄ [W(O)(O ₂) ₂] ₄ ^e	85 °C, 7 h	Glutaric acid	84%	90
12		Cyclohexene	POM + H ₂ O ₂ 40% (4.4 eq.)	[(C ₈ H ₁₇) ₃ NCH ₃] ₃ PO ₄ [W(O)(O ₂) ₂] ₄ ^e	85 °C, 6 h	Adipic acid	87%	90
13		1-Methyl-1-cyclohexene	POM + H ₂ O ₂ 40% (3.5 eq.)	[(C ₈ H ₁₇) ₃ NCH ₃] ₃ PO ₄ [W(O)(O ₂) ₂] ₄ ^e	85 °C, 6 h	5-Oxohexanoic acid	82%	90
14		Cycloheptene	POM + H ₂ O ₂ 40% (4.6 eq.)	[(C ₈ H ₁₇) ₃ NCH ₃] ₃ PO ₄ [W(O)(O ₂) ₂] ₄ ^e	85 °C, 7 h	Pimelic acid	68%	90

^a Phase Transfer Catalyst. ^b Unless otherwise stated, refers to isolated yield. ^c Yield based on GC analysis. ^d Yield based on acid-base titration. ^e Synthesized from Aliquat 336® (PTC composed of a majority of Oct₃MeN⁺ Cl⁻ and a minority of (C₁₀H₂₃)₃MeN⁺ Cl⁻)

Among them, sodium tungstate and tungstic acid were well studied for the oxidative cleavage due to their ease of use, low cost and low toxicity. Yet, development of these catalysts require the use of Phase Transfer Catalysts (PTC) in order to carry out the oxidations under solventless conditions. Indeed, phase transfer agents are essential to allow species present in different non-miscible phases to react, as mass transfer constitutes a key limitation in biphasic conditions.

First uses of PTC in oxidation reactions were published by Starks describing the oxidative cleavage of 1-octene with aqueous neutral KMnO_4 under biphasic conditions.¹²² The reaction, which did not proceed at room temperature under vigorous stirring for several hours, was instantaneous after addition of a little amount of a quaternary ammonium catalyst. C. Starks describes PTC as onium salts comprising a cationic moiety able to extract anions from the aqueous phase to the organic phase.^{123,124} Among the different classes of PTC, quaternary ammonium compounds are particularly efficient for oxidation reactions.^{88,125}

Different families of PTC were investigated in the presence of Na_2WO_4 to perform the oxidation reaction under solventless conditions. For instance, the oxidative cleavage of cyclohexene was studied in the presence of Varisoft® 222 [Bis(tallowamidoethyl)polyethoxymethylammonium methosulfate]. Under these conditions, the introduction of phosphoric acid led to the production of the active $\{\text{PO}_4[\text{W}(\text{O})(\text{O}_2)_2]_4\}^{3-}$. As observed in previous studies with POM-based catalysts, the complex results from the reaction between Na_2WO_4 , H_3PO_4 and H_2O_2 . However, 15 equivalents of 30% H_2O_2 and 24 h were required to reach 99% yield of adipic acid, making the reaction non-economically attractive (Table 3, Entry 1).¹²⁶

In order to enhance the reaction in biphasic conditions, Perez *et al.* firstly described the use of H_2O_2 microemulsions as the oxidizing media for the oxidative cleavage of cyclohexene.¹²⁷ This particular medium composed of oil droplets in nanodispersed in aqueous phase displays beneficial aspects for the reaction. Indeed, it allows performing organic synthesis in water, leads to fine dispersion of reactant within the oxidant and then increases local concentrations and reaction rates. Nevertheless, microemulsions require very high amounts of reactants to be stabilized. Specifically, 8:77:15 weight-ratios of cyclohexene, hydrogen peroxide and benzalkonium chloride respectively are needed to carry out the reaction. Compared to cyclohexene, this corresponds to 7 molar equivalents of hydrogen peroxide and almost 2 weight equivalents of the onium salt. In this case, the onium salt must be used in stoichiometric excess to stabilize microemulsions and thus plays the role of surfactant rather than PTC. Under these conditions, the reaction is completed in 18 h in the presence of Na_2WO_4 and H_2SO_4 . (Table 3, Entry 2).¹²⁷ The initial moderate 56% yield observed with microemulsions have been later

improved by optimizing the reaction temperature rates.¹²⁸ Indeed it has been shown that a step by step increase of the temperature from 75°C to 90°C is beneficial in many aspects of the reaction such as lower volatilization and faster conversion of cyclohexene and better H_2O_2 consumption. Such conditions lead to 80% adipic acid with reaction time shortened to 8 h (Table 3, Entry 3). In spite of these good results, microemulsions could hardly be implemented at the industrial scale. Indeed, very large amounts of reactants are required, the catalytic system is difficult to recycle and the reaction products are tediously extracted.^{127,128}

Hence, continuous-flow microreactors have attracted the researchers' attention for the development of multiphasic reactions. Indeed, the microchannels of these continuous-flow reactors promote mass and heat transfer owing to the important surface to volume ratios (up to 10,000 m^2/m^3) reached by the micrometric size of the inner cavity (10 to 500 μm).^{129,130} These features enable continuous-flow microreactors to afford multiple benefits for oxidations reactions that mainly occur in multiphasic conditions. They allow intense mixing of non-miscible reactants, high mass transfer, fast dissipation of the heat produced during exothermic oxidation steps and working in explosive regimes by reason of low residence times of the reactants.¹³¹ Within this context, adipic acid synthesis has been recently reported by Hessel *et al.* under micro-flow conditions. After only 20 minutes of reaction at 100 °C in the presence of H_2SO_4 and $\text{Oct}_3\text{MeN}^+ \text{HSO}_4^-$, the oxidative cleavage of cyclohexene afforded pure adipic acid in 50% yield. It is noteworthy that in the publication, the yield is based on the cyclohexene fraction that flew through the microreactor system, i.e. 30% of the total amount of charged reactant. Despite short residence times, this process unfortunately does not prevent the unavoidable decomposition of H_2O_2 . Thus, these experimental conditions result in the formation of a triphasic system leading to non-replicable experiments (Table 3, Entry 4).¹³⁰ However, the potential of micro-flow reactors for adipic acid synthesis has been recently highlighted by comparing the 2-step industrial production from cyclohexane with the one step cyclohexene oxidative cleavage with H_2O_2 in microchannels. Interestingly, considering only the equipment cost, simulations indicate that the one step adipic acid production is about 50% cheaper than 2 step KA oil process by lowering the amount and cost of pumps, compressors and dryers needed.¹²⁹ Unfortunately these simulations do not take into account the cost of raw material which is however higher than those of the two-step route, thus limiting its implementation. Moreover, microflow systems still require some improvement, that would enable avoiding H_2O_2 decomposition and reach yields as high as those observed under batch conditions.

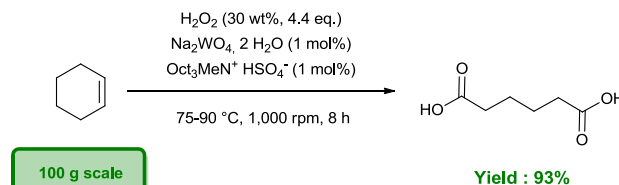
As catalytic systems involving sodium tungstate need low pH ranges (< 3) to prevent H_2O_2 decomposition and reach high dicarboxylic acid yields, the combination of Na_2WO_4 and

H_2WO_4 was investigated for adipic acid synthesis. For instance, Reedijk and coworkers patented the use of both Na_2WO_4 and H_2WO_4 with Aliquat 336® (containing $\text{Oct}_3\text{MeN}^+ \text{Cl}^-$) and $\text{ClCH}_2\text{CO}_2\text{H}$. Under these conditions and in the presence of 5 equivalents of 30% H_2O_2 , 90% yield of adipic acid are obtained in only 4 h (Table 3, Entry 12).^{126,132} These excellent results for the oxidative cleavage of the unsaturated carbon-carbon bond are ascribed to chloroacetic acid by the authors, without any details or further information. In this patent, other cycloalkenes have been also studied but the only information available are their conversion (ranging from 67% to 99% between 40 and 90 °C).^{126,132} In spite of these excellent conversions, efficiency of this catalytic system toward cycloalkenes oxidative cleavage is hardly assessable with other systems as no information on the corresponding dicarboxylic acid yields are given. Such reaction conditions would be very promising in terms of productivity if yields as high as 90% would be obtained from other cycloalkenes in only few hours, similarly to cyclohexene.

The pH of oxidation reactions involving the use of tungstates and PTC is important and usually the addition of an acid is required. Nevertheless, excellent results have been reported for the cyclohexene oxidative cleavage without the need of any external acidic source. In their study, Jiang and coworkers have evaluated various amino-based compounds such as PTC, in association with Na_2WO_4 to assess their activity and efficiency. Among the tertiary amines and quaternary ammoniums they studied, *n*-trioctylammonium dihydrogensulfate led to the best results with 94% yield in the presence of 27.5% H_2O_2 after 5 h of reaction (Table 3, Entry 5).¹³³ Despite the excellent results obtained with diluted H_2O_2 , the homogeneous catalytic system displayed excellent activity for only one substrate example and suffered from low recyclability. Indeed, when the aqueous phase was used for an additional run by using 'fresh' PTC and H_2O_2 , the adipic acid yield dropped from 94% to 70%. Moreover, it is worth noting that the study by Jiang and coworkers was made to assess the efficiency of a catalytic system previously developed by Noyori and coworkers, and highlighted that molecular composition of $\text{Oct}_3\text{N} \cdot \text{H}_2\text{SO}_4$ is very close to the PTC firstly disclosed by the Noyori group.

Indeed, among the different studies on the oxidative cleavage of cycloalkenes with hydrogen peroxide, the ones from Prof. Noyori constituted a major breakthrough because of the development of environmentally friendly conditions. In these studies, the oxidative cleavage of cyclohexene is performed with Na_2WO_4 and $\text{Oct}_3\text{MeN}^+ \text{HSO}_4^-$ as the PTC in the presence of 4.4 equivalents of 30% H_2O_2 (Scheme 16).^{13,88} Under these conditions, adipic acid was produced in 90% isolated yield after 8 h between 75 and 90 °C under biphasic conditions (Table 3, Entry 6). Despite longer reaction times than those reported in previous works (Table 3, Entry 5), this catalytic system is the only example able to perform oxidative cleavages

of various cycloalkenes and arenes at a 100 g scale. Using these conditions, cyclohexene derivatives have been converted to carboxylic acids with good to excellent yields (Table 3, Entries 7-9). Cyclopentene required 13 h of reaction to produce glutaric acid in 90% yield (Table 3, Entry 10). Cleavage of the C(9)-C(10) double bond of phenanthrene required the use of aminomethylphosphonic acid leading to

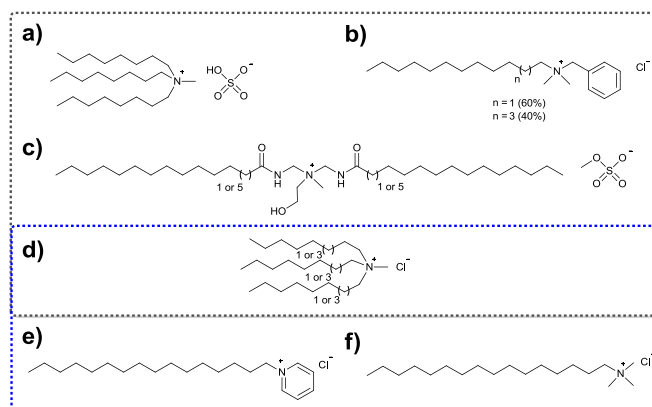


41% yield of 2,2'-biphenyldicarboxylic acid. This halide and solvent free system constitute a real progress in comparison with reactions using energy demanding conditions and extensive amounts of chlorinated solvents.

Scheme 16: Halide and solvent free oxidative cleavage of cyclohexene by hydrogen peroxide.^{13,88}

Among the studies using Na_2WO_4 and a PTC, the $\text{Oct}_3\text{MeN}^+ \text{HSO}_4^-$ firstly proposed by Noyori and coworkers generally leads to better results than other studied quaternary ammoniums (Table 3). Excellent results for dicarboxylic acid syntheses are explained by the combination of two physico-chemical properties of this PTC. Firstly, the lipophilicity of the cationic part allows bringing the active tungsten complex into the organic phase in order to oxidize the hydrophobic olefin. In addition, the acidity brought by hydrogensulfate anion is very important to maintain the active catalyst obtained at $\text{pH} < 3$ but also to carry out the different acidic steps of oxidative cleavage (Scheme 11 and 17).^{13,88,134}

However, despite the versatility of $\text{Oct}_3\text{MeN}^+ \text{HSO}_4^-$ to perform a large variety of oxidations under eco-friendly conditions⁸⁸, it cannot be considered sustainable because of a non-environmentally friendly synthesis. Indeed, toxic toluene, long reaction times and substantial amount of corrosive H_2SO_4 are required to produce this PTC.¹³⁴ Thus, overall environmental aspect of oxidative cleavages is impacted by the toxic and harmful reactants used to produce this essential compound.¹³⁴ Moreover, its high cost due to a multistep synthesis is also an obstacle for large scale applications.^{102,135}



Scheme 17: Schematic representation of Phase Transfer Catalysts used for cycloalkene oxidative cleavage with hydrogen peroxide. Framed in grey; used separately with the tungsten-based catalyst. Framed in blue; used to produce new tungsten-based PTC when reacted with POM. a) Methyltriocetylammmonium Hydrogensulfate, b) Benzalkonium Chloride, c) Varisoft 222[®], d) Aliquat 336[®], e) Cetylpyridinium Chloride, f) Hexadecyltrimethylammonium Chloride.

Table 3 Homogeneous catalytic systems based on Na₂WO₄ or H₂WO₄ and PTC reported for the oxidative cleavage of cycloalkenes with H₂O₂

Entry	Tungsten oxide	Substrate	Catalytic system	PTC ^a	Reaction conditions	Product	Yield ^b	Ref.
1	Na ₂ WO ₄	Cyclohexene	Na ₂ WO ₄ + H ₃ PO ₄ + H ₂ O ₂ 30% (15 eq.)	Varisoft 222 [®] ^d	90 °C, 24 h	Adipic acid	99% ^c	126
2		Cyclohexene	Na ₂ WO ₄ + H ₂ O ₂ 30% (7 eq.) + H ₂ SO ₄	Benzalkonium Chloride ^e	70 °C, 18 h	Adipic acid	56% (76% ^c), up to 97% (after 5 runs)	127
3		Cyclohexene	Na ₂ WO ₄ + H ₂ O ₂ 30% (7 eq.) + H ₂ SO ₄	Benzalkonium Chloride ^e	75–85 °C, 8 h	Adipic acid	70%, up to 79% (after 4 runs)	128
4		Cyclohexene	Na ₂ WO ₄ + H ₂ O ₂ 50% (4.8 eq.) + H ₂ SO ₄	Oct ₃ MeN ⁺ HSO ₄ [−] ^g	100 °C, 20 min (residence time)	Adipic acid	50% (based on 30% of charged reactant)	130
5		Cyclohexene	Na ₂ WO ₄ + H ₂ O ₂ 27.5% (4.3 eq.)	Oct ₃ N.H ₂ SO ₄	80–95 °C, 5 h	Adipic acid	94%	133
6		Cyclohexene	Na ₂ WO ₄ + H ₂ O ₂ 30% (4.4 eq.)	Oct ₃ MeN ⁺ HSO ₄ [−]	75–90 °C, 8 h	Adipic acid	90% (93% ^c)	13,88
7		Cyclohexene-4,5-dicarboxylic anhydride	Na ₂ WO ₄ + H ₂ O ₂ 30% (4.4 eq.)	Oct ₃ MeN ⁺ HSO ₄ [−]	75–90 °C, 8 h	<i>Meso</i> -1,2,3,4-butanetetracarboxylic acid	91%	13,88
8		Cyclohexene-4,5-dicarboxylic acid	Na ₂ WO ₄ + H ₂ O ₂ 30% (4.4 eq.)	Oct ₃ MeN ⁺ HSO ₄ [−]	75–90 °C, 8 h	<i>Meso</i> -1,2,3,4-butanetetracarboxylic acid	96%	13,88
9		1-Methyl-Cyclohexene	Na ₂ WO ₄ + H ₂ O ₂ 30% (4.4 eq.)	Oct ₃ MeN ⁺ HSO ₄ [−]	75–90 °C, 8 h	6-Oxoheptanoic acid	59%	13,88
10		Cyclopentene	Na ₂ WO ₄ + H ₂ O ₂ 30% (4.4 eq.)	Oct ₃ MeN ⁺ HSO ₄ [−]	70–90 °C, 13 h	Glutaric acid	90%	13,88
11		Phenanthrene	Na ₂ WO ₄ + H ₂ O ₂ 30% (4.4 eq.) + NH ₂ CH ₂ PO ₃ H ₂	Oct ₃ MeN ⁺ HSO ₄ [−]	75–90 °C, 8 h	2,2'-Biphenyl-dicarboxylic acid	41%	13,88
12	Na ₂ WO ₄ + H ₂ WO ₄	Cyclohexene	Na ₂ WO ₄ + H ₂ WO ₄ + H ₂ O ₂ 30% (5 eq.) + ClCH ₂ CO ₂ H	Aliquat 336 [®] ^f	90 °C, 4 h	Adipic acid	90%	132
^a Phase Transfer Catalyst. ^b Unless otherwise stated, refers to isolated yield. ^c Yield based on GC analysis. ^d Varisoft 222 [®] = [(C ₁₃ -C ₁₇ -CONHC ₂ H ₄)N(C ₂ H ₄ OH)CH ₃][SO ₃ (OCH ₃)]. ^e Benzalkonium chloride = BnMe ₂ RN ⁺ Cl [−] (R = C ₁₂ : 60% - C ₁₄ : 40%). ^f Aliquat 336 [®] = Majority of Oct ₃ MeN ⁺ Cl [−] / Minority of (C ₁₀ H ₂₃) ₃ MeN ⁺ Cl [−] . ^g Synthesized from Aliquat 336 [®] .								

Thus, in spite of environmentally friendly conditions offered by such catalytic systems, problems of recovery of phase transfer material and its co-precipitation with solid diacids make them hardly applicable for large scale synthesis.¹⁰³ For these reasons, researchers also investigated biphasic conditions for the oxidative cleavage of cycloalkenes but without addition of any phase transfer material.

2.2.4.2 Phase Transfer Catalyst-free systems

Among the PTC-free catalytic systems studied for oxidative cleavages with H₂O₂, ionic liquids (IL) have attracted much attention for many years. Indeed, these salts display interesting physico-chemical properties such as a low melting point (below 100 °C), low vapour pressure and high chemical and thermal stability for applications in organic chemistry.¹³⁶

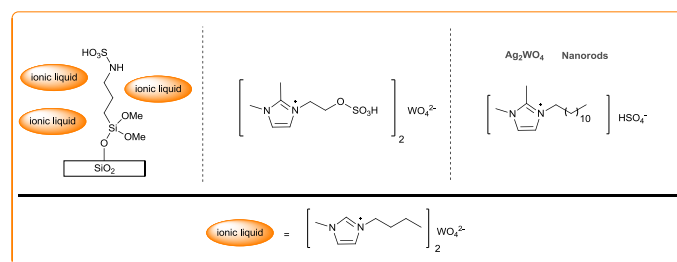
Recently, a strong interest in the use of ionic liquids for catalysed reactions has emerged due to their versatile properties affecting the rate of some reactions and their ability to immobilize catalysts.^{137,138} This latter feature allows catalysts to be recycled when combined with ionic liquids. Accordingly, application of these particular solvents in wide variety of oxidation reactions has been comprehensively reviewed.^{139,140}

Among the different ionic liquids studied for the oxidative cleavage of alkenes, IL based on imidazolium cations have been the most described in the literature followed by pyridinium and ammonium-based ones. Hashemi *et al.* engaged pioneering studies on ionic liquids for adipic acid synthesis by developing various specific systems. The first system describes a silica supported acid catalyst obtained by impregnation with task-specific ionic liquid (Scheme 18, left). Here, the system combines numerous interesting features and benefits for the reaction such as the recyclability of the heterogeneous support, the Brønsted acidity of the sulfamic acid group grafted on the chain, the thermal and chemical stability of $[\text{BMIm}]_2\text{WO}_4$ and the immobilization of the active tungsten-based catalyst. After 18 h of reaction at 75 °C with 4.4 eq. H_2O_2 , this semi-heterogeneous system leads to 87% yield of adipic acid.¹⁴¹ A recyclability test gave 79% yield after a second run. However, no more recycling test were implemented and the slight decrease of yield has been attributed to a loss of ionic liquid during catalyst washing steps. Thus, catalyst recovery constituting a major issue in homogenous catalysis, a system combining a new task-specific ionic liquid with silver tungstate nanorods has been developed. In this work, 1,2-dimethyl substituted imidazolium is believed to prevent the ionic liquid from progressive oxidation during reaction (Scheme 18, right).¹⁴² The presence of the dodecyl chain on the imidazolium moiety enhanced the miscibility of the catalytic system with organic substrates. Moreover, the hydrogensulfate anion of the ionic liquid allowed reaching the low pH values required for the reaction. Such properties led the designed ionic liquid to act as a surfactant-type Brønsted acid. Finally, the system was more easily prepared than the silica-supported one, and afforded adipic acid in 85% yield after 18 h at 75 °C.¹⁴² Nevertheless, its recyclability was demonstrated through only a second reuse of the concentrated mother liquor from the first run.

As semi-heterogeneous catalytic systems require long reaction times to perform the reaction, imidazolium-based task-specific ionic liquids have been studied alone. For instance, the $[\text{BMIm}]_2\text{WO}_4$, previously reported in combination with silica-based support¹⁴¹ (Scheme 18, left) was synthesized and used for cyclopentene oxidative cleavage with 30% H_2O_2 .¹⁴³ Such conditions would enhance the environmental character of the reaction that commonly involves toxic cyanides and releases poisonous hydrogen cyanide HCN into the environment.¹⁴³

After 11 h of reaction between 50 and 80 °C in the presence of $[\text{BMIm}]_2\text{WO}_4$ and *p*-toluenesulfonic acid, glutaric acid was obtained in 87% yield.¹⁴³ Reusability of the ionic liquid-based system also proved to be efficient over 4 cycles. However, progressive catalyst loss is often observed along catalyst recycling and is probably responsible for the yield decrease from 87% to 70%.¹⁴³

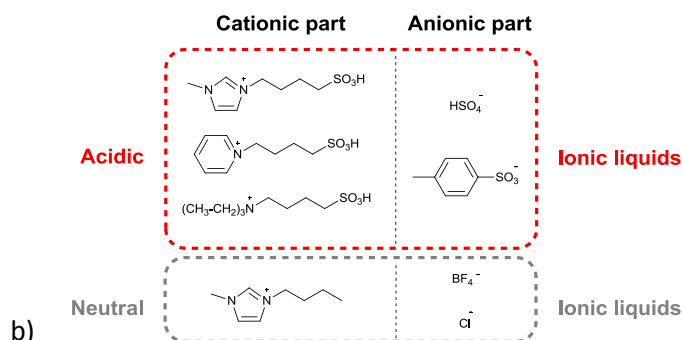
Another “dimethyl” substituted imidazolium-based ionic liquid has also been investigated by Hashemi *et al.* for the cyclohexene oxidative cleavage. This particular ionic liquid displays a strong acidity brought by the sulfonated alkyl chain on the imidazolium cation and an oxidizing activity due to the tungstate anion (Scheme 18, center). This homogeneous system afforded adipic acid in 85% yield after 14 h of reaction



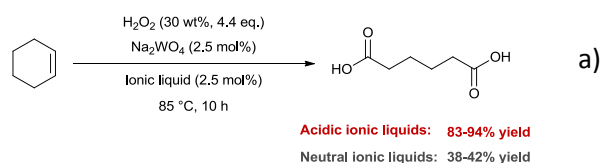
between 70 and 90 °C.¹⁴⁴ The oxidative cleavage of 1,4-cyclooctadiene and cyclopentene were also performed under these conditions leading to 88% and 79% yields of succinic and glutaric acids respectively.¹⁴⁴

Scheme 18: Ionic liquid-based systems developed for the oxidative cleavage of cyclohexene with H_2O_2 .^{141,142,144}

Different imidazolium, pyridinium and ammonium-based ionic liquids were also studied by Jiang *et al.* in order to assess their stability and activity during the cyclohexene oxidative cleavage. Previous studies of the Jiang group on the substitution of PTC by organic ligands highlighted the importance of their acidity for the reaction. These results led the group to design acidic ionic liquids able to replace PTC.^{133,145,146} The comparison of acidic ionic liquids with neutral



ones highlighted the impact of their acidic character on the production of adipic acid (Scheme 19).

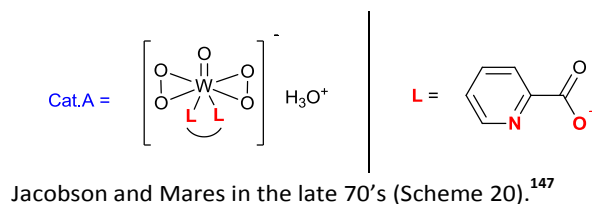
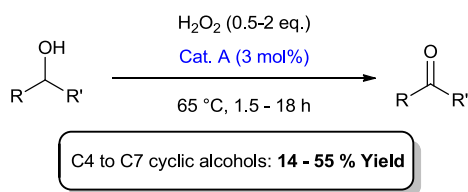


Scheme 19: Oxidative cleavage of cyclohexene with Na_2WO_4 and H_2O_2 in the presence of various ionic liquids. a) Studied ionic liquids. Circled in red: acidic ionic liquids designed for the study. Circled in grey: conventional neutral imidazolium-based ionic liquids. b) Reaction scheme.

Indeed, while a maximum 42% yield is obtained with neutral ionic liquids based on chloride and tetrafluoroborate anions, sulfonic acid containing ILs allowed to reach more than 80% yields (Scheme 19). For instance, 94% yield of adipic acid was obtained after 10 h reaction at 85 °C in the presence of 2.5 mol% $[(\text{CH}_2)_4\text{SO}_3\text{HIm}][\text{Tos}]$.¹⁴⁶

Unfortunately, even if ionic liquids are promising solvents because of their tunable physico-chemical properties, their implementation at the industrial scale still faces major issues. Indeed, their non-environmentally friendly multi-step synthesis and consecutive purifications make the generalization of their use not-economically viable. As an illustration, ionic liquids used for H_2O_2 -mediated oxidative cleavage require 2 to 4 reaction steps in toxic solvents (toluene, dichloromethane) and long reaction times each (up to 48 h) to be produced.^{142,144} In addition, the possibility of their re-usability has not been proved *via* multiple recyclability tests.

In order to substitute quaternary ammonium-based compounds that are usually polluting, some organic complexing agents have been proposed and tested with tungstate and peroxotungstate catalysts. Among them, bidendate ligands are well known for H_2O_2 -mediated organic oxidations. Indeed, alcohol oxidation with picolinate chelated peroxotungstate catalyst was the first example described by

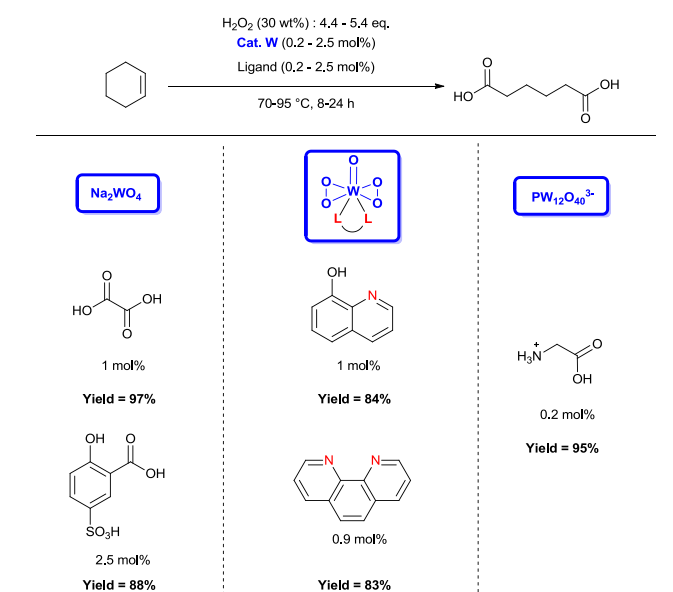


Scheme 20: Secondary alcohol oxidation with hydrogen peroxide involving peroxotungstate complex chelated by picolinate ligand.¹⁴⁷

On this basis, different families of organic chelating agents for tungsten have been developed to perform the oxidative cleavage of cyclohexene. For instance, nitrogen-based ligands such as 8-hydroxyquinoline or 10-phenantroline have been used for the preparation of oxodiperoxo complex $[\text{W}(\text{O})(\text{O}_2)_2(\text{L})_2]$. More specifically, chelated peroxotungstate complexes were obtained by mixing WO_3 , H_2O_2 and the organic ligands prior to their use. Such catalysts afforded adipic acid with yields over 80% (Scheme 21).^{148,149} Nevertheless, the reaction required a higher H_2O_2 amount than the one used in previous works (5.4 eq. instead of usual 4.4 eq.) and 20 h reaction to achieve yields above 80%. Similar catalyst preparation procedure was applied with pyridine as a monodendate ligand. The catalytic complex obtained proved its efficiency for the oxidative cleavage of chiral dibenzylester derivative of cyclohexene within only 4 h reaction with 79% yield.¹⁵⁰ Interestingly, Ford *et al.* proposed the addition of acetic acid into the media to reach milder pH conditions than Noyori hence preventing ester functions from hydrolysis. Nevertheless, despite shorter reaction times, this methodology has not been applied for the oxidative cleavage of cyclohexene or other cycloalkenes.

Some oxygen-based ligands were also investigated as chelating agents in combination with sodium tungstate. Deng *et al.* described the first solvent and PTC-free synthesis of adipic acid with a system involving oxalic acid (Scheme 21).¹³⁵ Later, Jiang *et al.* improved these conditions by decreasing the reaction time from 24 h to 8 h. Among the 46 ligands tested, sulfosalicylic acid used in 2.5 mol% afforded the best results, leading to 88% adipic acid yield (Scheme 21).¹⁴⁵ Once more, even if no complete characterization of the active specie was described in this work, the authors highlighted the need of mixing catalyst, ligand and H_2O_2 together to form an active peroxotungstate species prior to the addition of the substrate.^{135,145}

More recently, the association of a polyoxometalate with an amino-acid resulted in the formation of a new heteropolysalt.¹⁵¹ This Keggin-type catalyst comprising a protonated glycine and phosphotungstate ions has been well-characterized and showed similar behaviours as previous surfactant-type polyoxometalates. Emulsifying effect and strong acidity of this complex led Wang *et al.* to perform the cyclohexene oxidative cleavage with excellent 95% yield after 12 h of reaction in the presence of only 0.2 mol% catalyst (Scheme 21).¹⁵¹



Scheme 21: Organic ligands used in phase transfer catalyst-free oxidative cleavage of cyclohexene.^{135,145,148,149,151}

These excellent results can be explained by key features. Firstly, a mild to strong acidity appeared to be essential to reach high dicarboxylic acid yields by favouring the acidic steps.^{135,145}

However, the chelating activity of the ligand was shown to be more important than its acidity to enhance the activity of the catalyst.¹⁴⁵ Moreover, the formation of single chelate ring would also lead to better oxidative cleavage results. A strong affinity of the ligands with the organic phase would increase the lipophilicity of the active tungsten species hence ensuring the compatibility with organic substrates.^{135,145}

Interaction of the peroxotungsten species with electron-donating atoms has also been pointed out as an important factor to increase the oxidizing power of the catalyst. In fact, for some dimeric tungsten species such as $[\text{W}_2\text{O}_3(\text{O}_2)_4]^{2-}$, the presence of two asymmetrically bounded η^2 -peroxide ligands was shown to weaken the W-O bond and make it easier to break (Scheme 13).⁸⁵ In a similar way, the chelating effects of nitrogen or oxygen containing ligands would lower the bond energy between W and the peroxide function making it more reactive toward olefins.

Oxidative cleavage of cycloolefins has also been studied without any organic additive, by only mixing the substrate, a tungsten salt as catalyst and hydrogen peroxide. In these conditions, tungsten salts were mainly described as they enable the production of carboxylic acids while tungsten oxides led to the formation of aldehydes. Indeed, after 20 h at 35 °C with 2 eq. H_2O_2 and WO_3 as the catalyst, oxidative cleavage of cyclohexene and cyclopentene afforded adipaldehyde and glutaraldehyde in 50 to 80 % yield respectively.¹⁵²

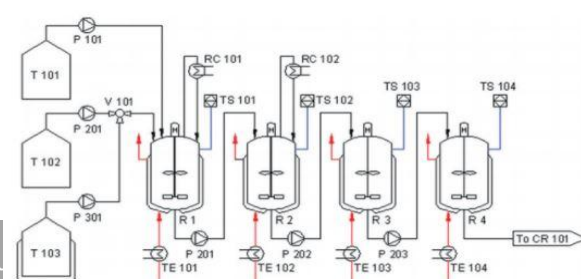
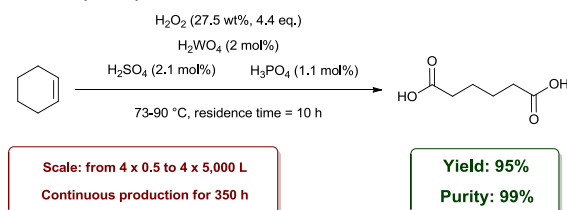
In the development of organic additive-free conditions for adipic acid synthesis, Ishii engaged pioneering works by improving its first system based on cetylpyridinium catalyst.¹⁵³

Thus, the research group reported the first PTC-free oxidative cleavage of cyclohexene mediated by tungstic acid. However, the reaction required 5 wt% of H_2WO_4 and *t*-BuOH as solvent to reach a moderate 62% yield after 24 h at 95 °C.¹⁵³ Similar moderate yields reaching 48% and 72% were also observed from cyclopentene and 1-methyl-cyclohexene, respectively.

Tungstophosphoric acid was proposed by Fujitani *et al.* for the biphasic oxidative cleavage of various cycloalkenes in the presence of 60% H_2O_2 . Under these conditions, cyclohexene derivatives were successfully converted into their corresponding polycarboxylic acids with yields from 86 to 95% in 8 h to 15 h without any solvent and phase transfer material.¹⁵⁴

The H_2WO_4 - H_2O_2 oxidizing system also proved its efficiency for adipic synthesis in micro-flow reactors. The reactions were carried out in a system consisting of two glass syringe pumps, a T-mixer, a residence tube, and an adjustable stainless steel back pressure regulator. Using this system, cyclohexene oxidative cleavage was performed at 140 °C over an hour with 20 min residence time and resulted in 73% isolated yield.¹⁵⁵ In spite of safe operations conditions allowed by continuous micro-flow systems under high temperatures, such systems still need to be improved. Indeed, side-reactions are observed and H_2O_2 decomposition occurs during the reaction due to reactor-wall effects coming from the high surface-to-volume ratio.^{129,130,155} H_2WO_4 - H_2O_2 system was also used for the selective oxidation of cyclopentene to glutaric acid under solvent and PTC-free conditions. In the presence of 1.5 mol% of catalyst and 30% or 50% H_2O_2 , yields over 80% were reached after 8 h of reaction.¹¹⁹

As acidity plays a pivotal role within reaction mechanisms, some inorganic acids were also investigated to study their influence on the outcomes of the reaction. Tang and Wang *et al.* studied the product distribution following the conditions of cyclohexene oxidative cleavage. Among the parameters tested, the influence of the amount of added H_2SO_4 on adipic acid yield and by-products formation was studied. An optimal amount of 6.5 mol% of H_2SO_4 in the presence of 2 mol% of Na_2WO_4 and 4.4 eq. of 30% H_2O_2 were proven optimal to afford adipic acid in 95% yield in only 6 h.¹⁵⁶ On the basis of this work and previous studies, the same research group reported the first large-scale continuous-flow oxidative cleavage of cyclohexene with hydrogen peroxide. Combined use of sulfuric acid and phosphoric acid was described as essential to



promote the acidic steps of the reaction and to prevent H_2O_2 decomposition during successive runs respectively. Optimisation of the reaction conditions with the H_2WO_4 - H_2SO_4 - H_3PO_4 - H_2O_2 system allowed to scale up the reaction up to four 5,000 L continuous stirred tank reactors. For the first time, the group succeeded to develop the large scale synthesis of 99% pure adipic acid without any PTC with a 95% yield (Scheme 22).¹⁵⁷ Efficiency of this large scale process was evidenced with 350 h continuous production of adipic acid associated to excellent yields and limited H_2O_2 decomposition. This unique PTC and solvent-free process illustrates the relevance of W- H_2O_2 oxidizing systems at industrial scale for the production of carboxylic acids of interest under environmentally-friendly conditions.

Scheme 22: Example of large scale production of adipic acid through H_2O_2 -mediated oxidative cleavage: Scheme of the reaction (up) and schematic representation of continuous flow process (reproduced from Ref 157 with permission from The Royal Society of Chemistry).

Future challenges for such homogeneous catalytic systems will rely on their recyclability for consecutive runs. Interestingly, Zheng, Wang and Li *et al.* developed a simple pH-controlled method to precipitate selectively tungsten oxides from mother liquors isolated at the end of reactions.¹⁵⁸ This easy method exhibits high recovery rates and allows recovered WO_3 to display the same activity as fresh catalyst for a single run of adipic acid synthesis. Nevertheless, it could be interesting to combine this method with strategies using reaction mother liquors for several consecutive runs.^{13,141,143,144,157}

As soon as the performances of the catalytic system begin to decrease along reactions, tungsten catalyst could be recovered and integrated again in a fresh oxidizing system for new consecutive syntheses.

3. Limits of hydrogen peroxide-mediated oxidative cleavage of cycloalkenes

3.1 The case of medium-size cycloalkenes

As illustrated previously, catalytic systems for cycloalkene oxidative cleavage with hydrogen peroxide have mainly been studied with cyclohexene as the model compound. This

starting material is of particular interest due to the challenges offered by the current HNO_3 -based process for adipic acid production. More specifically, the possibility of using H_2O_2 as primary oxidant in a one-step reaction would represent a successful example of integration of a green strategy into an industrial process.

However, the opportunity to improve the actual KA oil process only represents the tip of the iceberg. As previously illustrated, the high reactivity of the cyclohexene double bond and its oxidation products in the presence of H_2O_2 have also to be taken into account when choosing this model compound.

But one of the issue of oxidative cleavage of cycloalkenes is to limit the formation of undesired shorter diacids. Often observed along with terminal keto-acids, their formation has not been fully understood to date.^{13,29,90,93,96} Even if Density Functional Theory calculations have explained their formation through specific intermediates, they haven't been detected during analyses yet.⁹³ In most of cases, these by-products are formed in low quantities (from 1 to 5%) within studies with small-sized cycloalkenes.

While very efficient with strained cycloalkenes, the tungsten-based systems also reach their limit when they are used for the oxidative cleavage of medium-sized cycloalkenes. Indeed, as illustrated in the Table 4, the few reports published on the oxidative cleavage of medium-sized cycloalkenes showed that the larger the cycle, the lower the results. At reasonable reaction time and H_2O_2 amounts (< 8 h and 4.4 eq. H_2O_2), cleavage of 8 to 12-membered cycloalkenes afforded dicarboxylic acids in less than 30% yield. Very few exceptions report on the use of larger amounts of H_2O_2 or extended reaction times to improve these yields (Table 4, Entries 1,2 and 6). Unfortunately, none of these examples provide clear explanations on the low performances observed with medium-sized cycles. While the nature of the problem was pointed out by Noyori *et al.* to come from the acid-catalyzed resistance of epoxide intermediates,^{13,88} transannular reactions have been proposed for the first time by Venturello as a probable cause for obtained low oxidative cleavage yields.^{90,159}

Table 4 Tungsten-based catalytic systems reported for the oxidative cleavage of medium-sized cycloalkenes with H₂O₂

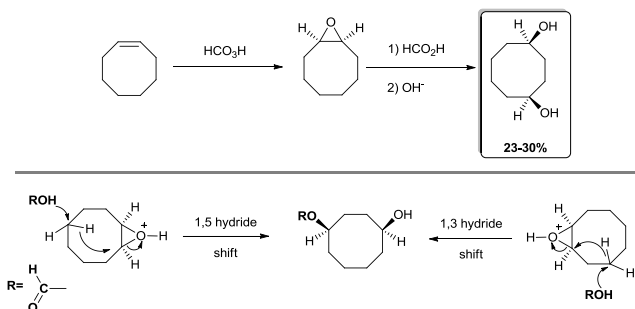
Entry	Tungsten oxide	Substrate	Catalytic system	PTC ^a	Reaction conditions	Product	Yield ^b	Ref.
1	Na ₂ WO ₄	Cyclooctene	Na ₂ WO ₄ + H ₃ PO ₄ + H ₂ O ₂ 30% (15 eq.)	Varisoft 222 ^{® d}	90 °C, 24 h	Suberic acid	28% ^c	126
2		Cyclododecene	Na ₂ WO ₄ + H ₃ PO ₄ + H ₂ O ₂ 30% (15 eq.)	Varisoft 222 ^{® d}	90 °C, 24 h	Dodecanedioic acid	4% ^c	126
3		Cyclooctene	Na ₂ WO ₄ + H ₂ O ₂ 35% (4.4 eq.)	Oct ₃ MeN ⁺ HSO ₄ ⁻	75 – 90 °C, 8 h	Suberic acid	9%	13,88
4	{PO ₄ [WO(O)(O ₂) ₂] ₄ } ³⁻	Cyclooctene	[(C ₈ H ₁₇) ₃ NCH ₃] ₃ PO ₄ [WO(O)(O ₂) ₂] ₄ + H ₂ O ₂ 40% (2.75 eq.)	Oct ₃ MeN ⁺ Cl ^{- e}	85 °C, 7 h	Suberic acid	24%	90
5		Cyclodecene	[(C ₈ H ₁₇) ₃ NCH ₃] ₃ PO ₄ [WO(O)(O ₂) ₂] ₄ + H ₂ O ₂ 40% (2.75 eq.)	Oct ₃ MeN ⁺ Cl ^{- e}	85 °C, 7 h	Sebacic acid	< 1%	90
6		Cyclooctene	[Bu ₄ N] ₃ PO ₄ [WO(O)(O ₂) ₂] ₄ + H ₂ O ₂ 30% (8 eq.)	Bu ₄ N ⁺ F ⁻	85 °C, 3 h	Suberic acid	60% ^c	121
^a Phase Transfer Catalyst. ^b Unless otherwise stated, refers to isolated yield. ^c Yield based on GC analysis. ^d Varisoft 222 [®] = [(C ₁₃ -C ₁₇ -CONHC ₂ H ₄)N(C ₂ H ₄ OH)CH ₃][SO ₃ (OCH ₃)]. ^e Synthesized from Aliquat 336 [®] .								

3.2 Transannular reactions

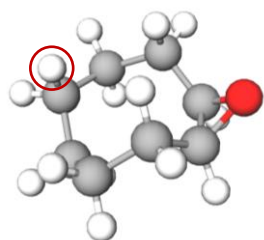
Transannular reactions are described by Cope as “the formation of a full bond between atoms on opposite sides of the ring, or reactions which occur on an atom activated only by the proximity in space of a functional group located across the ring”.¹⁵⁹ They have been extensively studied by Cope *et al.* for seven and eight-membered rings^{159–162} and Prelog *et al.* for ten membered rings¹⁶³.

The main explanation for the poor results observed with the oxidation of medium-size cycloalkenes lies on the side reactions involving the epoxide intermediate.

The first observation of a transannular reaction during an oxidation process was made during *cis*-cyclooctene hydroxylation by performic acid. After saponification of the produced formates, the expected *trans*-1,2-cyclooctanediol had been produced along with non-negligible amounts of an unexpected *cis*-1,4 diol (Scheme 23).^{159,161} The formation of this by-product originated from the solvolysis with formic acid of the cyclooctene oxide intermediate. Here, the particular conformation of cyclooctene oxide is responsible for the spatial proximity of non-adjacent hydrogen atoms. More specifically, the presence of the hydrogen atoms adjacent to the oxirane ring would explain the direct reaction on the epoxide mainly through a 1,5 hydride shift following the simultaneous solvent addition on the C₆ position (Schemes 23 and 24). This trend is also enhanced by the solvent nature and its acidity. Indeed, more detailed studies on the cyclooctene oxide solvolysis showed that the more acid the solvent, the more transannular products formed.^{159,161} This observation can be attributed to a decreased nucleophilic nature of the solvent letting the transannular hydride ion migration to proceed.¹⁵⁹



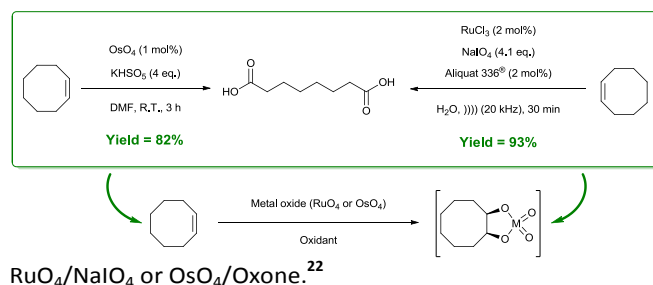
Scheme 23: Formation of *cis*-1,4 diol product upon formic acid solvolysis of cyclooctene oxide (upward) and mechanism of responsible transannular reactions through 1,3 and 1,5 shift (downward) (adapted from Ref 159 with permission from the Royal Society of Chemistry).



Scheme 24: 3-dimensionnal representation of 1,2-epoxycyclooctane molecule (hydrogen atom sterically adjacent to epoxide ring is circled in red).

Such observations on transannular reactions on medium-sized cycloalkenes are consistent with the information obtained during their oxidative cleavage with the W-H₂O₂ system. For instance, a study by Venturello *et al.* revealed that 1,4-cyclooctanedione is the major neutral by-product detected during the cyclooctene oxidative cleavage.⁹⁰ This compound is an indirect evidence of the formation of undesired 1,4-diol, which is further oxidized into the 1,4-dione by H₂O₂. Moreover, the observed low yields for the long chain dicarboxylic acids may be explained by the classically used very acidic conditions required to form the active form of the tungstate catalyst that also favour the formation of transannular products.

Hence, the main challenge chemists have to address for the tungsten-based oxidative cleavage of medium-sized cycloalkenes with H₂O₂ is to avoid the formation of problematic epoxide intermediate. Such synthetic route is illustrated with the use of alternative oxidizing systems such as



Scheme 25: Example of successful RuO₄ and OsO₄-mediated cyclooctene oxidative cleavages.^{164,165}

Indeed, in the presence of these specific catalytic systems, the efficient oxidative cleavage of medium-sized rings to the corresponding dicarboxylic acid was performed in excellent yields under mild reaction conditions (Scheme 25).^{164,165} It is worth noting that, from a mechanistic point of view, the common point of ruthenium and osmium oxides is the formation of cyclic peroxometalate ester during the reaction. This complex enables the direct formation of *cis*-1,2 diols or dialdehydes, avoiding the epoxide intermediates.^{164,166–168} Future trends in the developments of W-H₂O₂ systems would thus focus on the direct formation of the diol intermediate in order to replace efficient but harmful RuO₄/NaIO₄ or OsO₄/Oxone systems to reach high dicarboxylic acid yields from medium-sized cycloolefins.

4. Conclusion and perspective

The oxidative cleavage of cycloalkenes by hydrogen peroxide has witnessed a growing interest for the sustainable synthesis of dicarboxylic acids. Thanks to the low environmental impact of this oxidant, the H₂O₂-mediated oxidation reaction has been widely studied in order to enhance the environmental performances of the current oxidative cleavage processes that involve energy-consuming conditions and harmful oxidants. To

this aim, various transition metal-based catalysts have been investigated to perform the reaction in the presence of H_2O_2 . Transition metals such as titanium, chromium, rhenium, ruthenium, manganese and molybdenum have been reported in the literature but most studies relate tungsten-based catalysts as the most environmentally-friendly and efficient ones.

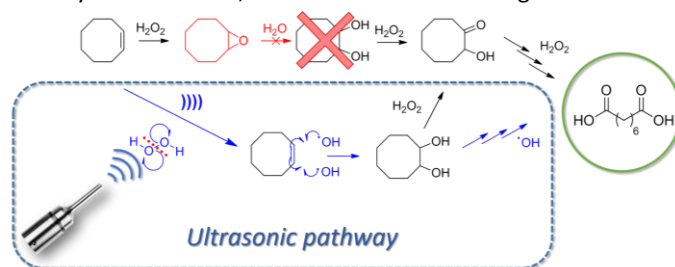
A great emphasis on tungsten-based catalysts led to the development of a large variety of W- H_2O_2 oxidizing systems to perform eco-friendly oxidative cleavages: from tungsten supported heterogeneous catalysts, to homogeneous ones based on polyoxometalates or tungstates, in combination with Phase Transfer Catalysts, ionic liquids or organic acids. Over time, their design gradually integrated the 12 principles of green chemistry to lead to simpler and more efficient systems: progressive removal of solvents, design of simple catalytic systems of low toxicity and decrease of both reaction time and amount of hydrogen peroxide used. Among the developed systems, the ones involving tungstate-based catalysts and catalytic amounts of inorganic acid additives were proven the most efficient in terms of yield, and were up-scaled up to 5,000 L.

As disclosed in this review, despite the high efficiency exhibited by the W- H_2O_2 catalytic systems, their excellent performances are restricted to small-sized cycloalkenes. Indeed, low oxidative cleavage results are observed when tungsten-based catalysts are applied to 8 to 12-membered cycloolefins. Indeed, in the latter cases, the unavoidable epoxide intermediate formation allows transannular reactions to proceed leading to high amounts of non-desirable by-products. Hence, the main challenge of such systems will require to prevent the epoxide intermediates formation. Today, systems based on ruthenium and osmium proved to overcome the limits reached with medium-sized cycloolefins by directly forming 1,2-diol derivative. Unfortunately, they still involve expensive and toxic catalysts with waste generating oxidants.

Non-conventional activation techniques would thus constitute a new opportunity to allow switching W-based oxidative cleavage mechanism and improve previous results. Some of them such as enzymatic catalysis or supercritical CO_2 were already investigated but only led to aldehydes or lack of selectivity.^{28,169,170} Among non-conventional techniques, ultrasound is part of the most promising ones. Indeed, the cavitation phenomenon occurring through propagation of ultrasonic waves into an elastic media leads to modifications of different nature. Subsequent nucleation, growth and brutal collapse of micrometric gaseous bubbles under ultrasonic irradiation create extreme local conditions with extremely high temperatures (up to 5,000 K) and pressures (up to 1,000 atm). Such implosions result in both important physical (micro-jets, shockwaves, shearing forces) and chemical effects (solvent sonolysis, radical production).^{171,172} Ultrasound-assisted syntheses highlighted the multiple benefits of this technique

to better understand and improve H_2O_2 -mediated oxidations.^{173–177}

To date, the only example of ultrasound-mediated oxidative cleavage involve the use of the $\text{RuCl}_3/\text{NaIO}_4$ system in combination with low frequency ultrasound. Physical effects produced under 20 kHz irradiation proved to promote mixing between non-miscible reactants for the biphasic oxidative cleavage of cyclohexene and cyclooctene. Excellent dicarboxylic acid yields were reported under only 30 min of low frequency ultrasound (Scheme 25).¹⁶⁵ Hence, the synergistic use of hydrogen peroxide and ultrasound opens new perspectives to oxidative cleavage thanks to the chemical effects brought by ultrasound. Indeed, submitting an aqueous solution of hydrogen peroxide to ultrasound would result in splitting H_2O_2 into HO^\bullet radicals. Such reactive species would thus avoid the formation of problematic epoxide by forming directly the desired 1,2-diol intermediate through addition on



C-C double bond (Scheme 26).

Scheme 26: Hypothesis of H_2O_2 -mediated oxidative cleavage of medium-sized cycloalkenes under ultrasound: *cis*-cyclooctene example.

The potential of such reactive species for the selective oxidation of organic compounds have been recently reported for the aerobic oxidation of glucose to glucuronic acid under ultrasound and catalyst-free conditions. Indeed, the formation of HO^\bullet and HOO^\bullet radicals from H_2O and O_2 under ultrasound is shown to be very important for the selective oxidation of primary alcohol of glucose with conversion and selectivities above 95%.¹⁷⁸

Combination of W- H_2O_2 catalytic systems with ultrasound thus constitutes a promising approach paving the way to a more efficient and sustainable synthesis of dicarboxylic acids through oxidative cleavage.

Conflicts of interest

There are no conflicts to declare.

Acknowledgements

Authors are grateful to the Région Auvergne Rhône-Alpes for the financial support through an ARC Environnement doctoral research grant (ARC 2016). They also thank Dr. Marion Chevallier for her help on the design of molecules of the graphical abstract.

Notes and references

- 1 J. H. Teles, I. Hermans, G. Franz and R. A. Sheldon, in *Ullmann's Encyclopedia of Industrial Chemistry*, ed. Wiley-VCH Verlag GmbH & Co. KGaA, Wiley-VCH Verlag GmbH & Co. KGaA, Weinheim, Germany, 2015, pp. 1–103.
- 2 F. Cavani and J. H. Teles, *ChemSusChem*, 2009, **2**, 508–534.
- 3 K. Weissert and H.-J. Arpe, *Industrial organic chemistry*, VCH, Weinheim, Germany, 3rd Ed., 1997.
- 4 G. Strukul, Ed., *Catalytic Oxidations with Hydrogen Peroxide as Oxidant*, Springer Netherlands, 1992.
- 5 B. Cornils and P. Lappe, in *Ullmann's Encyclopedia of Industrial Chemistry*, ed. Wiley-VCH Verlag GmbH & Co. KGaA, Wiley-VCH Verlag GmbH & Co. KGaA, Weinheim, Germany, 2000.
- 6 M. T. Musser, in *Ullmann's Encyclopedia of Industrial Chemistry*, ed. Wiley-VCH Verlag GmbH & Co. KGaA, Wiley-VCH Verlag GmbH & Co. KGaA, Weinheim, Germany, 2000.
- 7 US2813113 (A), 1957.
- 8 A. Köckritz and A. Martin, *Eur. J. Lipid Sci. Technol.*, 2008, **110**, 812–824.
- 9 A. Köckritz and A. Martin, *Eur. J. Lipid Sci. Technol.*, 2011, **113**, 83–91.
- 10 F. Cavani and S. Alini, in *Sustainable Industrial Chemistry*, eds. F. Cavani, G. Centi, S. Perathoner and F. Trifir, Wiley-VCH Verlag GmbH & Co. KGaA, Weinheim, Germany, 2009, pp. 367–425.
- 11 United States, US2557282A, 1951.
- 12 J. C. J. Bart and S. Cavallaro, *Ind. Eng. Chem. Res.*, 2015, **54**, 1–46.
- 13 K. Sato, M. Aoki and R. Noyori, *Science*, 1998, **281**, 1646–1647.
- 14 C. Bolm, O. Beckmann and O. A. G. Dabard, *Angew. Chem. Int. Ed.*, 1999, **38**, 907–909.
- 15 R. E. Dickinson and R. J. Cicerone, *Nature*, 1986, **319**, 109–115.
- 16 R. A. Reimer, C. S. Slaten, M. Seapan, M. W. Lower and P. E. Tomlinson, *Environ. Prog.*, 1994, **13**, 134–137.
- 17 A. Shimizu, K. Tanaka and M. Fujimori, *Chemosphere - Glob. Change Sci.*, 2000, **2**, 425–434.
- 18 B. M. Trost, *Angew. Chem. Int. Ed. Engl.*, 1995, **34**, 259–281.
- 19 P. T. Anastas and J. C. Warner, *Green chemistry: theory and practice*, Oxford University Press, 2000.
- 20 R. A. Sheldon, in *Organic Reactions in Water*, ed. U. M. Lindström, Blackwell Publishing Ltd, Oxford, UK, 2007, pp. 215–235.
- 21 R. A. Sheldon, *Chem. Commun.*, 2008, 3352.
- 22 R. A. Sheldon and J. K. Kochi, *Metal-catalyzed oxidations of organic compounds: mechanistic principles and synthetic methodology including biochemical processes*, Academic Press, New York, 1981.
- 23 W. S. Trahanovsky, Ed., *Oxidation in organic chemistry. D: ...*, Acad. Pr, New York, 1982.
- 24 S. Wolfe, S. K. Hasan and J. R. Campbell, *J. Chem. Soc. Chem. Commun.*, 1970, 1420.
- 25 P. H. J. Carlsen, T. Katsuki, V. S. Martin and K. B. Sharpless, *J. Org. Chem.*, 1981, **46**, 3936–3938.
- 26 S. Warwel, M. Sojka and M. R. gen Klaas, in *Organic Peroxygen Chemistry*, ed. W. A. Herrmann, Springer Berlin Heidelberg, Berlin, Heidelberg, 1993, vol. 164, pp. 79–98.
- 27 B. Zaldman, A. Kisilev, Y. Sasson and N. Garti, *J. Am. Oil Chem. Soc.*, 1988, **65**, 611–615.
- 28 F. G. Mutti, *Bioinorg. Chem. Appl.*, 2012, **2012**, 1–13.
- 29 A. Enferadi Kerenkan, F. Béland and T.-O. Do, *Catal Sci Technol*, 2016, **6**, 971–987.
- 30 A. Godard, P. de Caro, E. Vedrenne, Z. Mouloungui and S. Thiebaud-Roux, *OCL*, 2016, **23**, D510.
- 31 N. M. Wilson, D. T. Bregante, P. Priyadarshini and D. W. Flaherty, in *Catalysis*, eds. J. Spivey and Y.-F. Han, Royal Society of Chemistry, Cambridge, 2017, vol. 29, pp. 122–212.
- 32 C. W. Jones, *Applications of hydrogen peroxide and derivatives*, Royal Society of Chemistry, Cambridge, 1999.
- 33 R. Ciriminna, L. Albanese, F. Meneguzzo and M. Pagliaro, *ChemSusChem*, 2016, **9**, 3374–3381.
- 34 W. R. Sanderson, in *Handbook of Green Chemistry and Technology*, eds. J. H. Clark and D. Macquarrie, Blackwell Science Ltd, Oxford, UK, 2002, pp. 258–305.
- 35 G. Centi and S. Perathoner, *Catal. Today*, 2003, **77**, 287–297.
- 36 P. Rao and M. Muller, New-York, 2007, vol. 6, pp. 124–135.
- 37 V. Russo, R. Tesser, E. Santacesaria and M. Di Serio, *Ind. Eng. Chem. Res.*, 2013, **52**, 1168–1178.
- 38 HPO Technology - Evonik is one of the world's largest producers of hydrogen peroxide - H₂O₂, <http://h2o2.evonik.com/product/h2o2/en/Pages/hppo-technology.aspx>, (accessed November 1, 2017).
- 39 United States, US6518441B2, 2003.
- 40 C. P. Horwitz, in *Innovations in Green Chemistry and Green Engineering*, eds. P. T. Anastas and J. B. Zimmerman, Springer New York, New York, NY, 2013, pp. 247–295.
- 41 P. Bassler, H.-G. Göbbel and M. Weidenbach, *Chem. Eng. Trans.*, 2010, 571–576.
- 42 A. Soutelo-Maria, J.-L. Dubois, J.-L. Couturier and G. Cravotto, *Catalysts*, 2018, **8**, 464.
- 43 D. C. M. Albanese, F. Foschi and M. Penso, *Org. Process Res. Dev.*, 2016, **20**, 129–139.
- 44 S. Van de Vyver and Y. Román-Leshkov, *Catal Sci Technol*, 2013, **3**, 1465–1479.
- 45 A. Rajagopalan, M. Lara and W. Kroutil, *Adv. Synth. Catal.*, 2013, **355**, 3321–3335.
- 46 F. Chen, T. Wang and N. Jiao, *Chem. Rev.*, 2014, **114**, 8613–8661.
- 47 A. Rahman, M. Mupa and C. Mahamadi, *Catal. Lett.*, 2016, **146**, 788–799.
- 48 H. Wójtowicz-Młochowska, *Arkivoc*, 2016, **2017**, 12–58.
- 49 Free Printable Periodic Tables (PDF and PNG), <https://sciencenotes.org/printable-periodic-table/>, (accessed June 12, 2019).
- 50 C. Mi, X.-G. Meng, X.-H. Liao and X. Peng, *RSC Adv*, 2015, **5**, 69487–69492.
- 51 S. R. Hart, D. C. Whitehead, B. R. Travis and B. Borhan, *Org. Biomol. Chem.*, 2011, **9**, 4741.
- 52 O. A. Kholdeeva, A. Y. Derevyankin, A. N. Shmakov, N. N. Trukhan, E. A. Paukshtis, A. Tuel and V. N. Romannikov, *J. Mol. Catal. Chem.*, 2000, **158**, 417–421.
- 53 N. N. Trukhan, A. Yu. Derevyankin, A. N. Shmakov, E. A. Paukshtis, O. A. Kholdeeva and V. N. Romannikov, *Microporous Mesoporous Mater.*, 2001, **44–45**, 603–608.
- 54 S.-O. Lee, R. Raja, K. D. M. Harris, J. M. Thomas, B. F. G. Johnson and G. Sankar, *Angew. Chem. Int. Ed.*, 2003, **42**, 1520–1523.
- 55 A. Alfayate, C. Márquez-Álvarez, M. Grande-Casas, B. Bernardo-Maestro, M. Sánchez-Sánchez and J. Pérez-Pariente, *Catal. Today*, 2013, **213**, 211–218.
- 56 M. N. Timofeeva, O. A. Kholdeeva, S. H. Jung and J.-S. Chang, *Appl. Catal. Gen.*, 2008, **345**, 195–200.
- 57 G. Lapisardi, F. Chiker, F. Launay, J. P. Nogier and J. L. Bonardet, *Microporous Mesoporous Mater.*, 2005, **78**, 289–295.
- 58 M. North and Royal Society of Chemistry (Great Britain), Eds., *Sustainable catalysis*, Royal Society of Chemistry, Cambridge, UK, 2016.

- 59 D. Farrusseng, S. Aguado and C. Pinel, *Angew. Chem. Int. Ed.*, 2009, **48**, 7502–7513.
- 60 G. Ferey, *Science*, 2005, **309**, 2040–2042.
- 61 Z. Saedi, S. Tangestaninejad, M. Moghadam, V. Mirkhani and I. Mohammadpoor-Baltork, *Catal. Commun.*, 2012, **17**, 18–22.
- 62 M. Nourian, F. Zadehahmadi, R. Kardanpour, S. Tangestaninejad, M. Moghadam, V. Mirkhani and I. Mohammadpoor-Baltork, *Appl. Organomet. Chem.*, DOI:10.1002/aoc.3957.
- 63 S. Langård and M. Costa, in *Handbook on the Toxicology of Metals*, Elsevier, 2015, pp. 717–742.
- 64 US3646130 A, 1972.
- 65 F. E. Kühn, A. Scherbaum and W. A. Herrmann, *J. Organomet. Chem.*, 2004, **689**, 4149–4164.
- 66 K. R. Jain and F. E. Kühn, *J. Organomet. Chem.*, 2007, **692**, 5532–5540.
- 67 J. Y. Wang, M. D. Zhou, Y. G. Yuan, N. H. Fu and S. L. Zang, *Russ. J. Gen. Chem.*, 2015, **85**, 2378–2385.
- 68 A. Johnstone, P. J. Middleton, W. R. Sanderson, M. Service and P. R. Harrison, in *Studies in Surface Science and Catalysis*, Elsevier, 1994, vol. 82, pp. 609–614.
- 69 C.-M. Che, W.-P. Yip and W.-Y. Yu, *Chem. – Asian J.*, 2006, **1**, 453–458.
- 70 A. K. Sahu, D. K. Dash, K. Mishra, S. P. Mishra, R. Yadav and P. Kashyap, *Noble Precious Met. – Prop. Nanoscale Eff. Appl.*, DOI:10.5772/intechopen.76393.
- 71 C. D. Brooks, L. Huang, M. McCarron and R. A. W. Johnstone, *Chem. Commun.*, 1999, 37–38.
- 72 P.-P. Knops-Gerrits, D. De Vos, F. Thibault-Starzyk and P. A. Jacobs, *Nature*, 1994, **369**, 543–546.
- 73 V. Escande, E. Petit, L. Garoux, C. Boulanger and C. Grison, *ACS Sustain. Chem. Eng.*, 2015, **3**, 2704–2715.
- 74 M. Amini, M. M. Haghdoust and M. Bagherzadeh, *Coord. Chem. Rev.*, 2013, **257**, 1093–1121.
- 75 N. J. Campbell, A. C. Dengel, C. J. Edwards and W. P. Griffith, *J. Chem. Soc. Dalton Trans.*, 1989, 1203.
- 76 M. H. Dickman and M. T. Pope, *Chem. Rev.*, 1994, **94**, 569–584.
- 77 J. Alcañiz-Monge, G. Trautwein and A. Garcia-Garcia, *J. Mol. Catal. Chem.*, 2014, **394**, 211–216.
- 78 M. G. Buonomenna, G. Golemme, M. P. De Santo and E. Drioli, *Org. Process Res. Dev.*, 2010, **14**, 252–258.
- 79 W.-L. Dai, J. Ding, Q. Zhu, R. Gao and X. Yang, in *Catalysis*, Royal Society of Chemistry, Cambridge, 2016, vol. 28, pp. 1–27.
- 80 National Research Council (U.S.), *Handbook of toxicology.*, Saunders, Philadelphia, 1956.
- 81 P. E. Leffler and G. Kazantzis, in *Handbook on the Toxicology of Metals*, Elsevier, 2015, pp. 1297–1306.
- 82 E. Lassner, W.-D. Schubert, E. Lüderitz and H. U. Wolf, in *Ullmann's Encyclopedia of Industrial Chemistry*, ed. Wiley-VCH Verlag GmbH & Co. KGaA, Wiley-VCH Verlag GmbH & Co. KGaA, Weinheim, Germany, 2000.
- 83 L. Salles, C. Aubry, R. Thouvenot, F. Robert, C. Doremieux-Morin, G. Chottard, H. Ledon, Y. Jeannin and J. M. Bregeault, *Inorg. Chem.*, 1994, **33**, 871–878.
- 84 W. P. Griffith, *Transit. Met. Chem.*, 1991, **16**, 548–552.
- 85 A. J. Bailey, W. P. Griffith and B. C. Parkin, *J. Chem. Soc. Dalton Trans.*, 1995, 1833.
- 86 Y. Ishii, K. Yamawaki, T. Ura, H. Yamada, T. Yoshida and M. Ogawa, *J. Org. Chem.*, 1988, **53**, 3587–3593.
- 87 K. Sato, M. Aoki, M. Ogawa, T. Hashimoto, D. Panyella and R. Noyori, *Bull. Chem. Soc. Jpn.*, 1997, **70**, 905–915.
- 88 R. Noyori, M. Aoki and K. Sato, *Chem. Commun.*, 2003, 1977.
- 89 C. Venturello and M. Ricci, *J. Org. Chem.*, 1986, **51**, 1599–1602.
- 90 E. Antonelli, R. D'Aloisio, M. Gambaro, T. Fiorani and C. Venturello, *J. Org. Chem.*, 1998, **63**, 7190–7206.
- 91 L. Knof, *Justus Liebigs Ann. Chem.*, 1962, **656**, 183–189.
- 92 G. M. Rubottom, J. M. Gruber, R. K. Boeckman, M. Ramaiah and J. B. Medwid, *Tetrahedron Lett.*, 1978, **19**, 4603–4606.
- 93 P. Jin, L. Zhu, D. Wei, M. Tang and X. Wang, *Comput. Theor. Chem.*, 2011, **966**, 207–212.
- 94 C. Venturello and M. Gambaro, *J. Org. Chem.*, 1991, **56**, 5924–5931.
- 95 K. Sato, M. Aoki, J. Takagi and R. Noyori, *J. Am. Chem. Soc.*, 1997, **119**, 12386–12387.
- 96 K. Fujitani, T. Mizutani, T. Oida and T. Kawase, *J. Oleo Sci.*, 2009, **58**, 323–328.
- 97 C. Venturello, E. Alneri and M. Ricci, *J. Org. Chem.*, 1983, **48**, 3831–3833.
- 98 D. C. Duncan, R. C. Chambers, E. Hecht and C. L. Hill, *J. Am. Chem. Soc.*, 1995, **117**, 681–691.
- 99 M. J. N. Pourbaix and N. de Zoubov, *Atlas d'équilibres électrochimiques*, Gauthier-Villars, Paris, 1963.
- 100A. C. Dengel, W. P. Griffith and B. C. Parkin, *J. Chem. Soc. Dalton Trans.*, 1993, 2683–2688.
- 101A. Enferadi-Kerenkan, T.-O. Do and S. Kaliaguine, *Catal. Sci. Technol.*, 2018, **8**, 2257–2284.
- 102C.-Y. Cheng, K.-J. Lin, M. R. Prasad, S.-J. Fu, S.-Y. Chang, S.-G. Shyu, H.-S. Sheu, C.-H. Chen, C.-H. Chuang and M.-T. Lin, *Catal. Commun.*, 2007, **8**, 1060–1064.
- 103Z. Bohström, I. Rico-Lattes and K. Holmberg, *Green Chem.*, 2010, **12**, 1861.
- 104M. Vafaezadeh and M. Mahmoodi Hashemi, *Catal. Commun.*, 2014, **43**, 169–172.
- 105L. Meng, S. Zhai, Z. Sun, F. Zhang, Z. Xiao and Q. An, *Microporous Mesoporous Mater.*, 2015, **204**, 123–130.
- 106Y. Yoshimura, Y. Ogasawara, K. Suzuki, K. Yamaguchi and N. Mizuno, *Catal Sci Technol*, 2017, **7**, 1662–1670.
- 107I. V. Kozhevnikov, *Chem. Rev.*, 1998, **98**, 171–198.
- 108S.-S. Wang and G.-Y. Yang, *Chem. Rev.*, 2015, **115**, 4893–4962.
- 109C. L. Hill, in *Catalytic Oxidations with Hydrogen Peroxide as Oxidant*, ed. G. Strukul, Springer Netherlands, Dordrecht, 1992, vol. 9, pp. 253–280.
- 110C. Venturello, R. D'Aloisio, J. C. J. Bart and M. Ricci, *J. Mol. Catal.*, 1985, **32**, 107–110.
- 111Catherine. Aubry, Genevieve. Chottard, Nicole. Platzer, J. Marie. Bregeault, Rene. Thouvenot, Francoise. Chauveau, Catherine. Huet and Henry. Ledon, *Inorg. Chem.*, 1991, **30**, 4409–4415.
- 112F. A. Almeida Paz, F. L. Sousa, P. C. R. Soares-Santos, A. M. V. Cavaleiro, H. I. S. Nogueira, J. Klinowski and T. Trindade, *Acta Crystallogr. Sect. E Struct. Rep. Online*, 2004, **60**, m1–m5.
- 113W. Zhu, H. Li, X. He, Q. Zhang, H. Shu and Y. Yan, *Catal. Commun.*, 2008, **9**, 551–555.
- 114C. L. Hill and C. M. Prosser-McCartha, *Coord. Chem. Rev.*, 1995, **143**, 407–455.
- 115C. Venturello and R. D'Aloisio, *J. Org. Chem.*, 1988, **53**, 1553–1557.
- 116L. Hua, Y. Qiao, H. Li, B. Feng, Z. Pan, Y. Yu, W. Zhu and Z. Hou, *Sci. China Chem.*, 2011, **54**, 769.
- 117Y. Ding, W. Zhao, H. Hua and B. Ma, *Green Chem.*, 2008, **10**, 910–913.
- 118EP0122804 (A1), 1984.
- 119H. Chen, W.-L. Dai, X.-L. Yang, R. Gao, Y. Cao, H. Li and K. Fan, *Appl. Catal. Gen.*, 2006, **309**, 62–69.

- 120H. Chen, W.-L. Dai, R. Gao, Y. Cao, H. Li and K. Fan, *Appl. Catal. Gen.*, 2007, **328**, 226–236.
- 121Z. P. Pai, A. G. Tolstikov, P. V. Berdnikova, G. N. Kustova, T. B. Khlebnikova, N. V. Selivanova, A. B. Shangina and V. G. Kostrovskii, *Russ. Chem. Bull.*, 2005, **54**, 1847–1854.
- 122C. M. Starks, *J. Am. Chem. Soc.*, 1971, **93**, 195–199.
- 123C. M. Starks and C. Liotta, in *Phase Transfer Catalysis*, Elsevier, 1978, pp. 57–90.
- 124C. M. Starks and C. Liotta, in *Phase Transfer Catalysis*, Elsevier, 1978, pp. 13–56.
- 125C. M. Starks and C. Liotta, in *Phase Transfer Catalysis*, Elsevier, 1978, pp. 298–329.
- 126R. Kadyrov and D. Hackenberger, *Top. Catal.*, 2014, **57**, 1366–1371.
- 127P. Blach, Z. Böstrom, S. Franceschi-Messant, A. Lattes, E. Perez and I. Rico-Lattes, *Tetrahedron*, 2010, **66**, 7124–7128.
- 128G. Lesage, I. Quesada Peñate, P. Cognet and M. Poux, *Int. J. Chem. React. Eng.*, DOI:10.1515/1542-6580.2955.
- 129S. Borukhova and V. Hessel, in *Process Intensification for Green Chemistry*, eds. K. Boodhoo and A. Harvey, John Wiley & Sons, Ltd, Chichester, UK, 2013, pp. 91–156.
- 130M. Shang, T. Noël, Q. Wang and V. Hessel, *Chem. Eng. Technol.*, 2013, **36**, 1001–1009.
- 131H. P. L. Gemoets, Y. Su, M. Shang, V. Hessel, R. Luque and T. Noël, *Chem. Soc. Rev.*, 2016, **45**, 83–117.
- 132WO/2009/109857, 2009.
- 133G. Hong, J. Heng and L. U. Zhen-Bo, *高等学校化学学报*, 2000, **21**, 1121–1123.
- 134K. Sato, M. Aoki, M. Ogawa, T. Hashimoto and R. Noyori, *J. Org. Chem.*, 1996, **61**, 8310–8311.
- 135Y. Deng, Z. Ma, K. Wang and J. Chen, *Green Chem.*, 1999, **1**, 275–276.
- 136P. Wasserscheid and T. Welton, Eds., *Ionic Liquids in Synthesis*, Wiley-VCH Verlag GmbH & Co. KGaA, Weinheim, Germany, 2007.
- 137H. Olivier-Bourbigou, L. Magna and D. Morvan, *Appl. Catal. Gen.*, 2010, **373**, 1–56.
- 138J. P. Hallett and T. Welton, *Chem. Rev.*, 2011, **111**, 3508–3576.
- 139J. Muzart, *Adv. Synth. Catal.*, 2006, **348**, 275–295.
- 140L. Zhu and C. Hu, in *Ionic Liquids - New Aspects for the Future*, ed. J. Kadokawa, InTech, 2013.
- 141M. Vafaeezadeh, M. M. Hashemi and M. Shakourian-Fard, *Catal. Commun.*, 2012, **26**, 54–57.
- 142M. Vafaeezadeh and M. Mahmoodi Hashemi, *RSC Adv*, 2015, **5**, 31298–31302.
- 143M. Vafaeezadeh and M. M. Hashemi, *Process Saf. Environ. Prot.*, 2016, **100**, 203–207.
- 144M. Vafaeezadeh and M. M. Hashemi, *Chem. Eng. J.*, 2013, **221**, 254–257.
- 145H. Jiang, H. Gong, Z. Yang, X. Zhang and Z. Sun, *React. Kinet. Catal. Lett.*, 2002, **75**, 315–321.
- 146J. Gui, D. Liu, X. Cong, X. Zhang, H. Jiang, Z. Hu and Z. Sun, *J. Chem. Res.*, 2005, **2005**, 520–522.
- 147S. E. Jacobson, D. A. Muccigrosso and F. Mares, *J. Org. Chem.*, 1979, **44**, 921–924.
- 148W. Zhu, H. Li, X. He, H. Shu and Y. Yan, *J. Chem. Res.*, 2006, **2006**, 774–775.
- 149H. Li, W. Zhu, X. He, Q. Zhang, J. Pan and Y. Yan, *React. Kinet. Catal. Lett.*, 2007, **92**, 319–327.
- 150M. J. Ford, H. Kohlhepp, S. Miller, S. Riess, J. P. Schmidt and L. Wisplinghoff, *Org. Process Res. Dev.*, 2011, **15**, 883–885.
- 151S. Ren, Z. Xie, L. Cao, X. Xie, G. Qin and J. Wang, *Catal. Commun.*, 2009, **10**, 464–467.
- 152D. Jingfa, X. Xinhua, C. Haiying and J. Anren, *Tetrahedron*, 1992, **48**, 3503–3514.
- 153T. Oguchi, T. Ura, Y. Ishii and M. Ogawa, *Chem. Lett.*, 1989, **18**, 857–860.
- 154K. Fujitani, T. Mizutani, T. Oida and T. Kawase, *J. Oleo Sci.*, 2009, **58**, 37–42.
- 155M. Damm, B. Gutmann and C. O. Kappe, *ChemSusChem*, 2013, **6**, 978–982.
- 156P. Jin, Z. Zhao, Z. Dai, D. Wei, M. Tang and X. Wang, *Catal. Today*, 2011, **175**, 619–624.
- 157Y. Wen, X. Wang, H. Wei, B. Li, P. Jin and L. Li, *Green Chem.*, 2012, **14**, 2868.
- 158C. Ye, P. Jin, J. Liu, Y. Wen, H. Wei, X. Zheng, X. Wang and B. Li, *Ind. Eng. Chem. Res.*, 2013, **52**, 3600–3606.
- 159A. C. Cope, M. M. Martin and M. A. McKervey, *Q. Rev. Chem. Soc.*, 1966, **20**, 119.
- 160A. C. Cope, A. Fournier and H. E. Simmons, *J. Am. Chem. Soc.*, 1957, **79**, 3905–3909.
- 161A. C. Cope, S. W. Fenton and C. F. Spencer, *J. Am. Chem. Soc.*, 1952, **74**, 5884–5888.
- 162A. C. Cope, T. A. Liss and G. W. Wood, *J. Am. Chem. Soc.*, 1957, **79**, 6287–6292.
- 163V. Prelog and K. Schenker, *Helv. Chim. Acta*, 1952, **35**, 2044–2053.
- 164B. R. Travis, R. S. Narayan and B. Borhan, *J. Am. Chem. Soc.*, 2002, **124**, 3824–3825.
- 165S. Rup, M. Sindt and N. Oget, *Tetrahedron Lett.*, 2010, **51**, 3123–3126.
- 166L. M. Berkowitz and P. N. Rylander, *J. Am. Chem. Soc.*, 1958, **80**, 6682–6684.
- 167M. Rüsck, Gen. Klaas, P. Bavaj and S. Warwel, *Fett Wiss. Technol. Sci. Technol.*, 1995, **97**, 359–367.
- 168R. Pappo, D. S. Allen, Jr., R. U. Lemieux and W. S. Johnson, *J. Org. Chem.*, 1956, **21**, 478–479.
- 169C. E. Paul, A. Rajagopalan, I. Lavandera, V. Gotor-Fernández, W. Kroutil and V. Gotor, *Chem. Commun.*, 2012, **48**, 3303.
- 170E. J. Beckman, *Environ. Sci. Technol.*, 2003, **37**, 5289–5296.
- 171J.-L. Luche, *Synthetic Organic Sonochemistry*, Springer US, Boston, MA, 1998.
- 172T. J. Mason, *Sonochemistry*, Oxford Univ. Press, Oxford, 1999.
- 173N. N. Mahamuni, P. R. Gogate and A. B. Pandit, *Ind. Eng. Chem. Res.*, 2006, **45**, 98–108.
- 174G. Chatel, C. Goux-Henry, A. Mirabaud, T. Rossi, N. Kardos, B. Andrioletti and M. Draye, *J. Catal.*, 2012, **291**, 127–132.
- 175D. Rinsant, G. Chatel and F. Jérôme, *ChemCatChem*, 2014, **6**, 3355–3359.
- 176F. Napoly, N. Kardos, L. Jean-Gérard, C. Goux-Henry, B. Andrioletti and M. Draye, *Ind. Eng. Chem. Res.*, 2015, **54**, 6046–6051.
- 177T. Cousin, G. Chatel, N. Kardos, B. Andrioletti and M. Draye, *Ultrason. Sonochem.*, 2019, **53**, 120–125.
- 178P. N. Amaniampong, A. Karam, Q. T. Trinh, K. Xu, H. Hirao, F. Jérôme and G. Chatel, *Sci. Rep.*, **7**, 40650, DOI:10.1038/srep40650.