



HAL
open science

Novel synthesis of substituted 2-trifluoromethyl and 2-perfluoroalkyl N-arylp⁺ridinium compounds – mechanistic insights

Salem El Kharrat, Philippe Laurent, Laurent Boiteau, Hubert Blancou

► **To cite this version:**

Salem El Kharrat, Philippe Laurent, Laurent Boiteau, Hubert Blancou. Novel synthesis of substituted 2-trifluoromethyl and 2-perfluoroalkyl N-arylp⁺ridinium compounds – mechanistic insights. *Molecules*, 2019, 24 (12), pp.2328. 10.3390/molecules24122328 . hal-02354489

HAL Id: hal-02354489

<https://hal.science/hal-02354489>



Submitted on 19 Dec 2019

HAL is a multi-disciplinary open access archive for the deposit and dissemination of scientific research documents, whether they are published or not. The documents may come from teaching and research institutions in France or abroad, or from public or private research centers.

L'archive ouverte pluridisciplinaire **HAL**, est destinée au dépôt et à la diffusion de documents scientifiques de niveau recherche, publiés ou non, émanant des établissements d'enseignement et de recherche français ou étrangers, des laboratoires publics ou privés.

Article

Novel Synthesis of Substituted 2-Trifluoromethyl and 2-Perfluoroalkyl *N*-Arylpyridinium Compounds—Mechanistic Insights

Salem El Kharrat ^{1,*} , Philippe Laurent ², Laurent Boiteau ²  and Hubert Blancou ²

¹ Laboratoire de Recherche en Chimie Organique et Pharmaceutique, Faculté de Pharmacie et Faculté de Médecine, Université Saint-Joseph (USJ), Rue de Damas, Beirut 11-5076, Lebanon

² Institut des Biomolécules Max Mousseron, IBMM, UMR 5247, CNRS, Université de Montpellier, ENSCM, c.c.1706, Place E. Bataillon, CEDEX 5, 34095 Montpellier, France; philippe.laurent@umontpellier.fr (P.L.); laurent.boiteau@umontpellier.fr (L.B.); hubert.blancou@univ-montp2.fr (H.B.)

* Correspondence: salem.kharrat@usj.edu.lb; Tel.: +961-01421000

Academic Editor: Derek J. McPhee

Received: 5 June 2019; Accepted: 20 June 2019; Published: 25 June 2019



Abstract: We report a new one-pot synthesis of 2-trifluoromethylated/2-perfluoroalkylated *N*-aryl-substituted pyridiniums, 5,6,7,8-tetrahydroquinoliniums and 6,7,8,9-tetrahydro-5*H*-cyclohepta[*b*]-pyridinium compounds starting from an activated β -dicarbonyl analogue (here a perfluoro-alkylated gem-iodoacetoxy derivative), an aromatic amine and a (cyclic or acyclic) ketone. The key step of this multicomponent reaction, involves the formation of a 3-perfluoroalkyl-*N,N'*-diaryl-1,5-diazapentadiene intermediate, various examples of which were isolated and characterized for the first time, together with investigation of their reactivity. We propose a mechanism involving a concurrent inverse electron demand Diels-Alder or Aza-Robinson cascade cyclisation, followed by a bis-de-anilino-elimination. Noteworthy, a *meta*-methoxy substituent on the aniline directs the reaction towards a 2-perfluoroalkyl-7-methoxyquinoline, resulting from the direct cyclization of the diazapentadiene intermediate, instead of pyridinium formation. This is the first evidence of synthesis of pyridinium derivatives from activated β -dicarbonyls, ketones, and an aromatic amine, the structures of which (both reactants and products) being analogous to species involved in biological systems, especially upon neurodegenerative diseases such as Parkinson's. Beyond suggesting chemical/biochemical analogies, we thus hope to outline new research directions for understanding the mechanism of in vivo formation of pyridiniums, hence possible pharmaceutical strategies to better monitor, control or prevent it.

Keywords: *N*-arylpyridinium; Parkinsonism; IEDDA; aza-Robinson; *N*-aryl-tetrahydro-quinoliniums; *N*-aryl-tetrahydro-5*H*-cyclohepta[*b*]pyridiniums; *bis*-anilino-tetrahydropyridine; multicomponent reaction

1. Introduction

Compounds containing a pyridinium moiety are important in natural product chemistry [1–4] and in organic synthesis [5–7]. The presence of various substituents, either on the pyridine ring or at the nitrogen atom of the ring, make these important scaffolds versatile compounds used in various areas, ranging from pharmaceutical to industrial chemical applications.

Pyridinium compounds are generally employed as acylating agents [8], phase transfer catalysts [9], dyes [1] and cationic surfactants [9]. 1-Alkylpyridinium derivatives which are liquid at rt., so-called ionic liquids, are potential new solvents for synthesis and catalysis [5]. Pyridinium compounds have been also used to achieve asymmetric and regioselective synthesis by additions of Grignard reagent [10]. Moreover, pyridinium compounds are widely applied as synthetic building blocks to obtain substituted

pyridines, dihydropyridines or piperidines [11]. Other *N*-methyl-pyridinium derivatives have been investigated as new materials, for example, to allow ionic bonding necessary for molecular packing in self-organized solids [12].

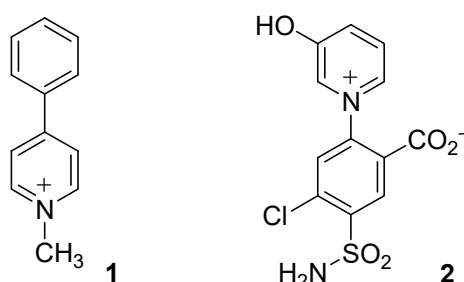
On the other hand, quaternary pyridinium derivatives are unsaturated heterocyclic surfactants, generally known for their germicidal properties with a wide range of antimicrobial activity [13–15], as well as against some pathogenic species of fungi and protozoa [16].

Also, it was reported that quaternary ammonium compounds react with cell walls and have a direct or indirect lethal effect on the cell [17]. Related quaternary pyridinium derivatives have been tested for anticancer [18], and anti-malarial activity [19,20], and as cholinesterase inhibitors for the treatment of Alzheimer's disease [21–23].

Moreover, pyridinium ions have been incorporated in drug candidates to improve their water solubility [24–26]. Otherwise, the use of pyridinium ions bearing lipophilic groups has been shown to improve their accumulation in mitochondria to scavenge or detect radicals generated there [27,28].

Recently, pyridinium amphiphiles were shown to generate promising transfection systems for gene therapy [29–32]. Several supramolecular pyridinium containing complexes proved to be extremely efficient nucleic acid delivery systems, displaying excellent serum stability and tissue penetration [30,32].

The association of pyridinium derivatives with the appearance of Parkinson's disease, led to a search for pyridinium analogs as possible endogenous or exogenous neurotoxins critical to this neurodegeneration [33]. For example, 1-methyl-4-phenylpyridinium (MPP⁺) **1** is the most popular molecule used to induce Parkinsonism in vivo (Scheme 1) [34–36]. More recently, pyridinium furosemide (PF) **2**, has been also used as a model in helping to identify specific events of Parkinson's disease [37].



Scheme 1. Structure of 1-methyl-4-phenylpyridinium (MPP⁺) **1** and pyridinium furosemide **2** correlated to neurodegeneration.

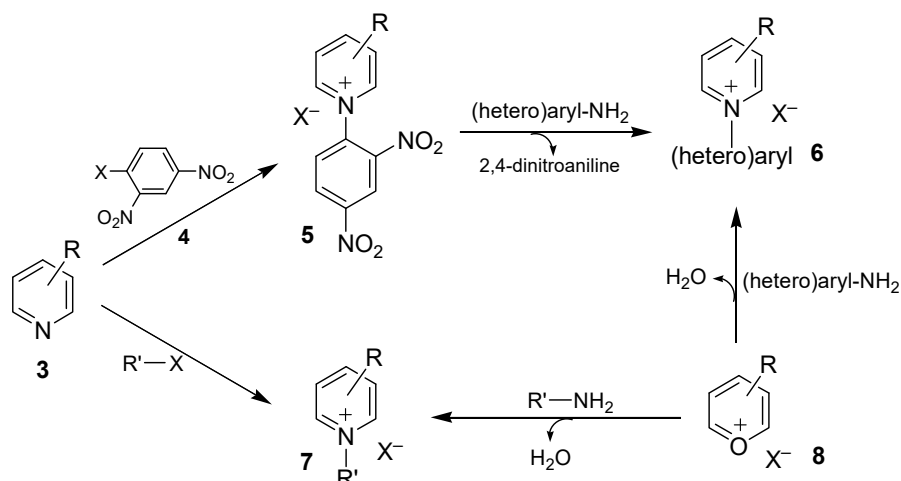
Besides, pyridinium containing compounds are used as herbicides [38,39], drugs [13–32], and as intermediates in the synthesis of many heterocyclic compounds [1–7,11] and are considered as possible exogenous neurotoxins [40–42]. However, several lines of evidence suggest that pyridinium derivatives may be formed under endogenous conditions [43], for example during the Maillard reaction between proteins and carbonyl compounds [43–45].

Synthesis of Pyridinium Compounds—A Short Literature Survey

The best-known method for the synthesis of *N*-(hetero)arylpyridinium salts is the Zincke amine exchange reaction [46–50], which requires a two-step procedure (Scheme 2): First a pyridine **3** is reacted with 1-chloro-2,4-dinitrobenzene (**4**, X = Cl) to give an *N*-(2,4-dinitrophenyl)pyridinium chloride **5**. This highly electrophilic compound **5** is then reacted with an (hetero)arylamine to give a new *N*-(hetero)arylpyridinium salt **6** with elimination of 2,4-dinitroaniline [46–50]. This reaction will work best if R is an electron-donor substituent.

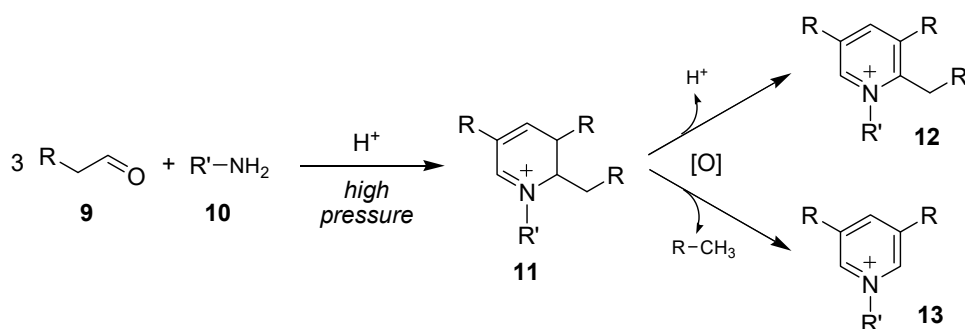
Besides, several synthetic routes to *N*-alkylpyridinium compounds **7** are known, but the most commonly used method is the Menschutkin reaction, an S_N2 reaction of a pyridine derivative **3** with

an alkyl halide or sulfonate ($R'-X$) (Scheme 2) [51,52]. This reaction is favored by electron-donor substituents R on the pyridine ring. Moreover, pyridinium salts **6** and **7** are also synthesized from the ring transformation reaction of pyrylium derivatives **8** with primary alkyl or (hetero)arylamines (Scheme 2) [53,54].



Scheme 2. Synthetic routes to *N*-(hetero)arylpyridinium salts **6** and *N*-alkylpyridinium salts **7** starting from pyridines **3** or pyryliums **8** [46–54]. R' : alkyl, arylalkyl; X : halides, sulfonates; R : electron-donor substituents, X : halides.

Pyridinium compounds may also be synthesized by the Chichibabine reaction [55–58] based on the [2+2+1+1] approach, involving an acid-mediated reaction between three equivalents of an enolisable aldehyde **9** and one equivalent of amine **10**. Typically, three products can be isolated from this reaction (Scheme 3); a major product, 1,2,3,5-tetrasubstituted pyridinium **12**, which is formed via the auto-oxidation of the product 1,2,3,5-dihydropyridinium **11**, and a minor product 1,3,5-trisubstituted pyridinium derivative **13**. However, the Chichibabine reaction requires harsh conditions, give low yields with numerous difficult to separate side products [57,58].



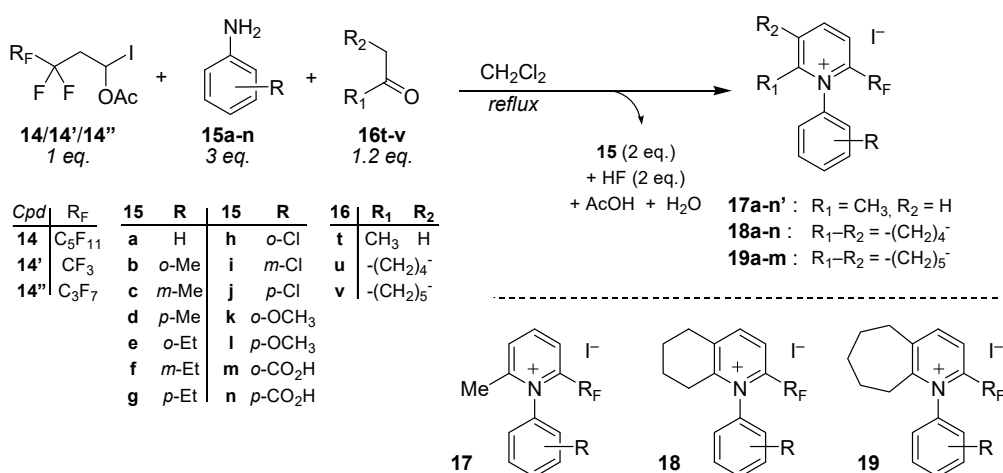
Scheme 3. Pyridinium synthetic routes through the Chichibabine reaction [55–58].

In previous articles [59–65] we have reported the synthesis of various perfluoroalkylated quinoline derivatives, by reacting perfluoroalkylated *gem*-iodoacyloxy derivatives **14** with substituted anilines **15**. Later we observed that the presence of a ketone in the medium leads to the formation of arylpyridiniums instead of quinolines; what suggested an interesting alternative to published synthetic methods, and led us to design a new and efficient synthesis of substituted 2-trifluoromethyl and 2-perfluoroalkyl-*N*-arylpyridinium derivatives **17–19** under mild reaction conditions and with very good yields. Mechanistic studies addressing possible intermolecular cycloaddition reactions are detailed, underlying possible chemical/biochemical mechanistic analogies in relation to the formation of pyridinium derivatives under biological conditions.

2. Results and Discussion

2.1. Synthesis

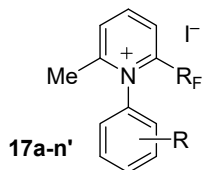
We report the reaction of 1-acetoxy-2-(perfluoroalkyl)-1-iodo-ethane **14–14''** and various anilines **15a–n** in the presence of acetone **16t** ($R_1 = \text{CH}_3$, $R_2 = \text{H}$), leading to the formation of 2-trifluoromethyl and 2-perfluoroalkyl-6-methyl-*N*-arylpyridinium derivatives **17a–n'** in fair to excellent yields (50–90%) (Scheme 4, Table 1). This reaction was then exemplified using two cyclic ketones, namely cyclohexanone **16u** and cycloheptanone **16v**, both of which reacted smoothly to give the corresponding 2-trifluoromethyl-/2-perfluoroalkyl-*N*-(*R*-phenyl)-5,6,7,8-tetrahydroquinoliniums **18a–n** (R_1 - $R_2 = -(\text{CH}_2)_4-$; Table 2) in good to excellent yields (75–90%) and 2-trifluoromethyl-/2-perfluoroalkyl-*N*-(*R*-phenyl)-6,7,8,9-tetrahydro-5*H*-cyclohepta[*b*]pyridiniums **19a–m** (R_1 - $R_2 = -(\text{CH}_2)_5-$; Table 3), respectively. All reactions proceeded with good to very good yields (70–90%).



Scheme 4. Synthesis (optimized stoichiometries) of trifluoromethylated and perfluoroalkylated 6-methyl-*N*-arylpyridiniums **17a–n'**, *N*-aryl-5,6,7,8-tetrahydroquinoliniums **18a–n** and *N*-aryl-6,7,8,9-tetrahydro-5*H*-cyclohepta[*b*]pyridiniums **19a–m**, examples in Tables 1–3 respectively (bottom right: structures of compound series 17–19).

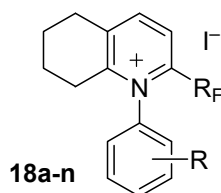
The numbering scheme for the investigated examples in compound series **17–19**, is the following: (i) the numbers **17–19** denote the compound series depending on the reacting ketone **16t–v**; (ii) the letter **a–n** denotes the aryl substituent inherited from the aniline substrate **15**; (iii) the appended ' or '' denotes the perfluoroalkyl chain R_F from perfluoroalkyl substrate **14**: $R_F = \text{C}_5\text{F}_{11}$ (**14**), CF_3 (**14'**) or C_3F_7 (**14''**) respectively. For instance, **17a** is obtained from **15a** and **14**, or **17n'** is obtained from **15n** and **14'**.

Thorough screening of reactants stoichiometries and reaction conditions (monitoring by TLC and ¹⁹F-NMR spectroscopy), allowed us to identify optimized conditions giving the best overall yields: namely one equivalent of *gem*-iodoacetate **14–14''**, three equivalents of arylamine **15a–o** and 1.2 equivalents of ketone **16t–v** in refluxing anhydrous dichloromethane. Reactions were typically completed within 4–12 h. A straightforward work-up allowed the isolation of pyridinium products **17–19**, through: (i) filtering off the excess anilinium salts that precipitated at the end of the reaction, then (ii) precipitating the product from the filtrate by addition of an appropriate solvent. Further purification of **17–19** was carried out by final precipitation from dichloromethane-ether mixture, pure 2-perfluoroalkyl-*N*-arylpyridinium iodides **17–19** being isolated as amorphous solids.

Table 1. Reaction conditions and conversions for the synthesis of substituted 2-trifluoromethyl-/2-perfluoroalkyl-*N*-arylpyridinium compounds **17a–n'**, using acetone **16t** as reactant.

Entry	14	15	Time (h)	Pyridiniums 17	Conv. [%] ^a		
	R _F	R					
1	14	C ₅ F ₁₁	15a	H	4	17a	95
2	14'	CF ₃	15a	H	4	17a'	95
3	14''	C ₃ F ₇	15a	H	4	17a''	95
4	14	C ₅ F ₁₁	15b	<i>o</i> -Me	6	17b	80
5	14	C ₅ F ₁₁	15c	<i>m</i> -Me	4	17c	85
6	14	C ₅ F ₁₁	15d	<i>p</i> -Me	4	17d	88
7	14'	CF ₃	15d	<i>p</i> -Me	4	17d'	88
8	14	C ₅ F ₁₁	15e	<i>o</i> -Et	6	17e	75
9	14	C ₅ F ₁₁	15f	<i>m</i> -Et	4	17f	80
10	14	C ₅ F ₁₁	15g	<i>p</i> -Et	4	17g	83
11	14'	CF ₃	15g	<i>p</i> -Et	4	17g'	85
12	14	C ₅ F ₁₁	15h	<i>o</i> -Cl	12	17h	65
13	14	C ₅ F ₁₁	15i	<i>m</i> -Cl	6	17i	75
14	14	C ₅ F ₁₁	15j	<i>p</i> -Cl	6	17j	83
15	14	C ₅ F ₁₁	15k	<i>o</i> -OMe	6	17k	75
16	14	C ₅ F ₁₁	15l	<i>p</i> -OMe	4	17l	78
17	14	C ₅ F ₁₁	15m	<i>o</i> -CO ₂ H	12	17m	50
18	14'	CF ₃	15m	<i>o</i> -CO ₂ H	12	17m'	52
19	14	C ₅ F ₁₁	15n	<i>p</i> -CO ₂ H	12	17n	60
20	14'	CF ₃	15n	<i>p</i> -CO ₂ H	12	17n'	62

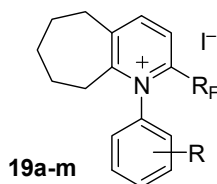
^a Determined by ¹⁹F-NMR analysis; NMR yield based on consumed **14** and formed **17**.

Table 2. Reaction conditions and conversions for the preparation of substituted 2-trifluoromethyl-/2-perfluoroalkyl-*N*-(*R*-phenyl)-5,6,7,8-tetrahydroquinoliniums **18a–n**, using cyclohexanone **16u** as reactant.

Entry	14	15	Time (h)	Pyridiniums 18	Conv. [%] ^a		
	R _F	R					
1	14	C ₅ F ₁₁	15a	H	4	18a	85
2	14'	CF ₃	15a	H	4	18a'	88
3	14	C ₅ F ₁₁	15b	<i>o</i> -Me	6	18b	85
4	14	C ₅ F ₁₁	15c	<i>m</i> -Me	4	18c	85
5	14	C ₅ F ₁₁	15d	<i>p</i> -Me	4	18d	85
6	14	C ₅ F ₁₁	15g	<i>p</i> -Et	4	18g	86
7	14	C ₅ F ₁₁	15i	<i>m</i> -Cl	6	18i	78
8	14	C ₅ F ₁₁	15l	<i>p</i> -OMe	6	18l	90
9	14	C ₅ F ₁₁	15m	<i>o</i> -CO ₂ H	12	18m	75
10	14	C ₅ F ₁₁	15n	<i>p</i> -CO ₂ H	12	18n	75

^a Determined by ¹⁹F-NMR analysis; NMR yield based on consumed **14** and formed **18**.

Table 3. Reaction conditions and conversions for the preparation of 2-trifluoromethyl-/2-perfluoroalkyl-*N*-(*R*-phenyl)-6,7,8,9-tetrahydro-5*H*-cyclohepta[*b*]pyridiniums **19a–m**, using cyclo-heptanone **16** as reactant.



Entry	14	R _F	15	R	Time (h)	Pyridiniums 19	Conv. [%] ^a
1	14	C ₅ F ₁₁	15a	H	4	19a	85
2	14	C ₅ F ₁₁	15c	<i>m</i> -Me	4	19c	83
3	14	C ₅ F ₁₁	15d	<i>p</i> -Me	4	19d	85
4	14	C ₅ F ₁₁	15f	<i>m</i> -Et	4	19f	88
5	14	C ₅ F ₁₁	15g	<i>p</i> -Et	4	19g	85
6	14	C ₅ F ₁₁	15i	<i>m</i> -Cl	4	19i	70
7	14	C ₅ F ₁₁	15j	<i>p</i> -Cl	4	19j	78
8	14	C ₅ F ₁₁	15k	<i>o</i> -OMe	6	19k	72
9	14	C ₅ F ₁₁	15l	<i>p</i> -OMe	4	19l	88
10	14	C ₅ F ₁₁	15m	<i>o</i> -CO ₂ H	12	19m	70

^a Determined by ¹⁹F-NMR analysis; NMR yield based on consumed **14** and formed **19**.

2.2. Structure Determination of *N*-Arylpyridiniums **17–19**

Structural assignments were accomplished without ambiguity by ¹H-, ¹³C- and ¹⁹F-NMR as well as 2D ¹H-¹H (COSY) and ¹H-¹³C (HETCOR) NMR correlations. As an example, the NMR spectra of 6-methyl-2-perfluoropentyl-1-phenylpyridinium **17a** (R = R₂ = H, R₁ = CH₃, R_F = C₅F₁₁) (Figure 1) are typical and will be described in details: the ¹H- and ¹³C-NMR spectra contain six and ten distinct resonances, respectively (see 1D ¹H and ¹³C-NMR in Supplementary Materials).

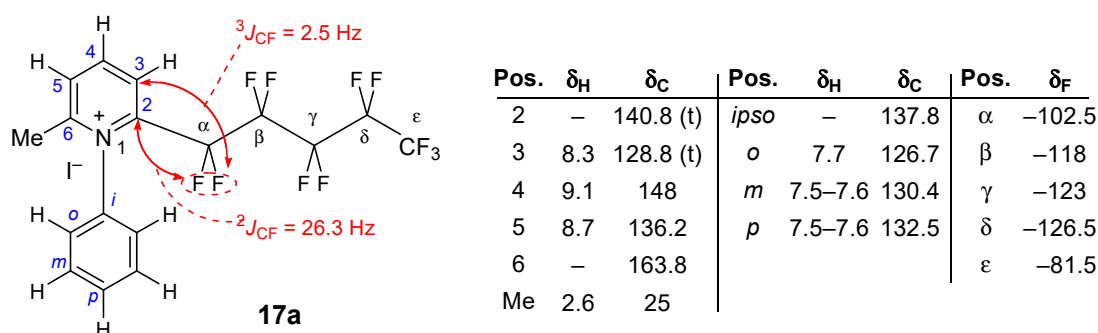


Figure 1. Structure of 6-methyl-2-perfluoropentyl-1-phenylpyridinium **17a** and NMR resonance assignments.

In its ¹H-NMR spectrum, the singlet at δ_H 2.6 ppm (3H) is readily assigned to the methyl group which show a cross peak with the ¹³C resonance at δ_C 25 ppm in the ¹H-¹³C HETCOR chart. Noticeably, upon shaking the samples dissolved in CDCl₃ with one droplet of D₂O, the methyl resonance of **17a** readily disappears from the ¹H spectrum, denoting a rapid H/D exchange which is explained by the acidic character of the protons on alkyl substituents of the pyridinium ring.

¹H resonances corresponding to the *N*-phenyl moiety, are divided into two groups: first a 3H multiplet is observed at δ_H 7.5–7.6 ppm corresponding to the H_m and H_p on the *meta*- and *para*-positions. Then, a slightly deshielded doublet resonance at δ_H 7.7 ppm corresponds to the two H_o protons at *ortho*- positions. On the HETCOR chart, the *meta*- and *para*-hydrogens resonances show

cross peaks with ^{13}C resonances at δ_{C} 130.5 and 132.5 ppm, while the ortho-proton resonance also show a clear cross peak with the ^{13}C resonance at δ_{C} 126.7 ppm.

Besides, the most deshielded resonances at δ_{H} 8.3, 8.7 and 9.1 ppm, were assigned to the three vicinal hydrogen atoms on the pyridinium nucleus (H3, H4 and H5) (Figure 1 and 1D ^1H -NMR in Supporting Information). This can be confirmed in the ^1H - ^1H COSY chart where clear cross peaks between those three resonances at δ_{H} 8.3, 8.7 and 9.1 ppm are observed. Moreover, those resonances exhibit $^3J_{\text{H-H}}$ couplings constants of ca. 8–8.1 Hz characteristic of aromatic hydrogens.

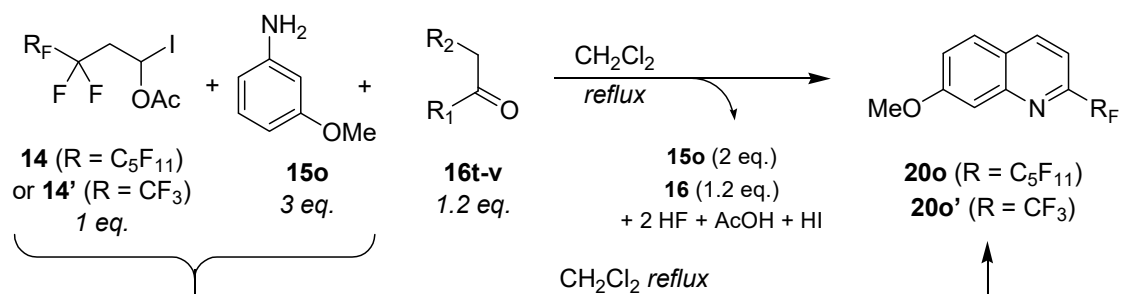
Among them, the most deshielded resonance (δ_{H} 9.1 ppm) is a triplet signal, thus corresponding to H4, due to vicinal couplings with two neighboring protons H3/H5 the resonances of which indeed appear as two doublets at δ_{H} 8.3 and 8.7 ppm, which correlate with ^{13}C resonances at δ_{C} 128.8 and 136.2 ppm respectively on the HETCOR chart. The final assignment between H3 and H5 was made on basis of the presence of a 2.5 Hz triplet coupling on the 128.8-ppm ^{13}C resonance explained as a $^3J_{\text{CF}}$ coupling with fluorine nuclei on the vicinal CF_2 group; thus both signals δ_{H} 8.3 ppm and δ_{C} 128.8 ppm belong to the H3/C3 position of the pyridinium ring, while the δ_{H} 8.7 ppm and δ_{C} 136.2 ppm corresponds to H5/C5.

Three additional ^{13}C resonances in the aromatic shift range, correspond to quaternary carbons (invisible on DEPT spectra): the signal at δ_{C} 140.8 ppm appearing as a large triplet denotes a strong coupling with fluorine nuclei of vicinal CF_2 group ($^2J_{\text{CF}} = 26.3$ Hz), thus can nonambiguously be attributed to carbon C2. Besides, on basis of a higher deshielding by the pyridinium ring, the two other resonances at δ_{C} 163.8 and 137.8 ppm, were assigned to the carbon C6 and the ipso carbon of the *N*-phenyl, respectively (Figure 1).

Interestingly, we also observed a large deshielding of the ^{19}F -NMR resonance of the α - CF_2 directly attached to the pyridinium ring, probably because of the high electron-withdrawing effect of the adjacent positively charged nitrogen atom. This was similarly observed on the whole series of perfluoroalkyl-substituted pyridiniums 17–19.

2.3. The *m*-Anisidine Case

A notable exception to the above synthesis results, was observed however with a *meta*-methoxy substitution on substrate **15o** (*m*-anisidine) where the only observed and isolated product was the corresponding 2-perfluoroalkyl- or 2-trifluoromethyl-7-methoxyquinolines **20o** ($\text{R}_{\text{F}} = \text{C}_5\text{F}_{11}$) or **20o'** ($\text{R}_{\text{F}} = \text{CF}_3$) in 80–90% yields (Scheme 5 and Table 4); while the ketone **16** was recovered at the end of the reaction (isolated and identified by NMR and mass spectrometry). In the absence of ketone **16** (namely upon reacting **14/14'** with three equivalents of **15o** under identical conditions) the same result was observed with similar yields of **20**, what is actually consistent with our previous investigations on such reactions [64].



Scheme 5. Formation of 2-perfluoroalkyl-7-methoxyquinolines **20o–o'** in the case of aniline **15o** ($\text{R} = m\text{-OMe}$), in the presence or absence of ketone **16**; examples in Table 4.

Table 4. Reaction conditions and conversions obtained for the formation of substituted 2-perfluoropentyl-2-trifluoromethyl-7-methoxyquinolines (**20o–o'**), starting from *m*-anisidine **15o**, with or without ketone **16t–v**.

The structure shows a quinoline ring system. At the 7-position, there is a methoxy group (MeO). At the 2-position, there is a perfluoropentyl group (R_F). The label **20o–o'** is placed to the right of the structure.

Entry	14	16	Time (h)	Conv. [%] ^a	Quinolines 20
	R _F				
1	14	C₅F₁₁	16t	12	85
2	14	C₅F₁₁	16u	12	80
3	14	C₅F₁₁	16v	12	82
4	14	C₅F₁₁	-	12	86
5	14'	CF₃	16t	12	90
6	14'	CF₃	-	12	92

^a Determined by ¹⁹F-NMR analysis; NMR yield based on consumed **14** and formed **19**.

2.4. Reactivity Investigation—Intermediate Isolation

Based on the observed reaction extents and required time for completion according to the substituents (Tables 1–3), this series of investigated examples provided preliminary insights on the reactivity of the system, where a primary factor of influence is likely the substitution of aniline **15**. For instance, the presence of an electron-withdrawing group on the aromatic ring of **15** resulted in longer reaction times being required to reach completion, as observed e.g., with R = Cl or CO₂H at any *o*-, *m*-, *p*- position (Table 1, entries 12–14, 17–20; Table 2 entries 7, 9, 10; Table 3, entries 6–7, 10). An *ortho*-substituted aniline **15** also resulted in an extended reaction time, whenever the *o*-substituent was electron-donating or electron-withdrawing (R = *o*-Me, *o*-Et, *o*-OMe, *o*-Cl and *o*-CO₂H; Table 1, entries 4, 8, 12, 15, 17–18; Table 2, entries 3, 9; Table 3, entries 8, 10).

In order to better understand the mechanism of this reaction, its evolution was monitored by ¹⁹F-NMR spectroscopy, carried out on aliquots of the reaction medium diluted in CDCl₃ or DMSO-*d*₆, then comparing the spectra of reaction mixtures with NMR data of compounds already investigated and characterized in the course of our previous studies on *gem*-iodoacetoxy related systems [59–65].

We thus observed that the consumption of the starting 1-acetoxy-1-iodo-2-(perfluoroalkyl)-ethanes **14–14''** was accompanied by the formation of an intermediate compound, the latter further disappeared while the final 2-perfluoroalkyl-*N*-arylpyridinium products **17–19** were gradually formed. Comparison with our previous NMR data provided fair assumption that such intermediate might be an *N,N'*-diaryl-2-(perfluoroalkyl)-1,5-diazapenta-1,3-diene **21** (Scheme 6), a few examples of which had previously been described by us [59,63,64].

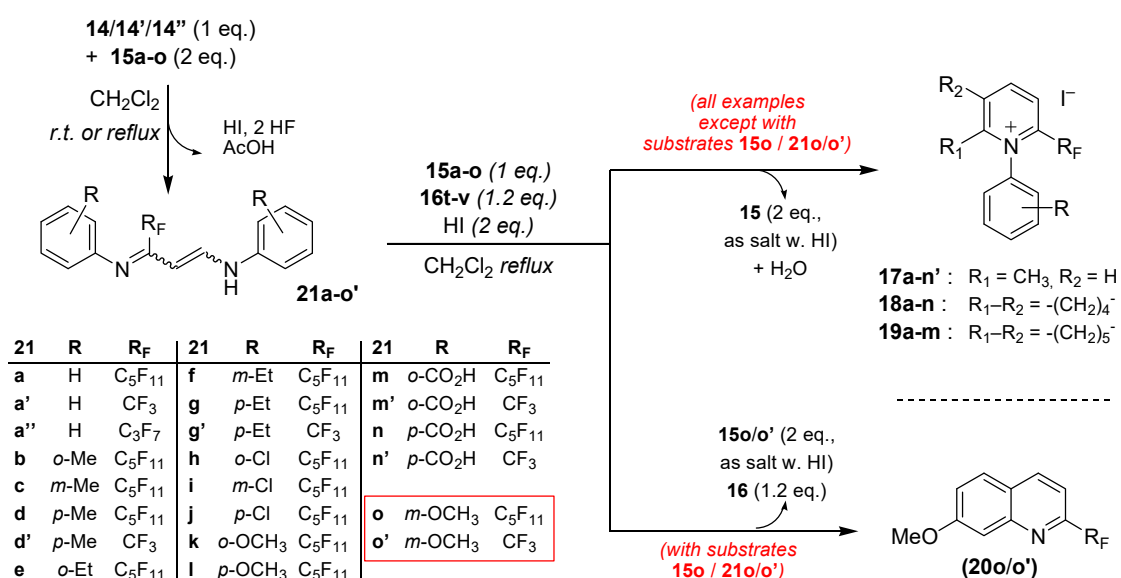
In the absence of ketone **16** as reactant, and upon changing the other reactant stoichiometries to those stated in our previous works [64] namely 1 equiv. **14–14''** and 2 equiv. **15** (in DCM at rt: **21a–1,o–o'**; or refluxing: **21m–n'**), the main reaction product was the intermediate **21**, the latter (**21a–o'**) have been isolated in fair yields then characterized by NMR and mass spectrometry (Scheme 6). All *N,N'*-diaryl-2-(perfluoroalkyl)-1,5-diazapenta-1,3-dienes **21a–o'** were actually isolated as mixtures of *E/Z*-stereoisomers, as in our previous works [59,64,65].

2.5. Reactivity of Diazapentadienes **21**

We then investigated the reactivity of diazapentadienes intermediates **21a–o'** in the presence of ketones **16a–c**, where we noticed that the presence of an additional amount of aniline **15** is necessary to achieve pyridinium **17–19** formation. Thus, upon reacting isolated intermediates **21** with 1.2 equivalents of ketone **16** and one equivalent of arylamine **15** (the same substitution as used in the formation of **21**) in the presence of hydrogen iodide in refluxing dichloromethane, the consumption

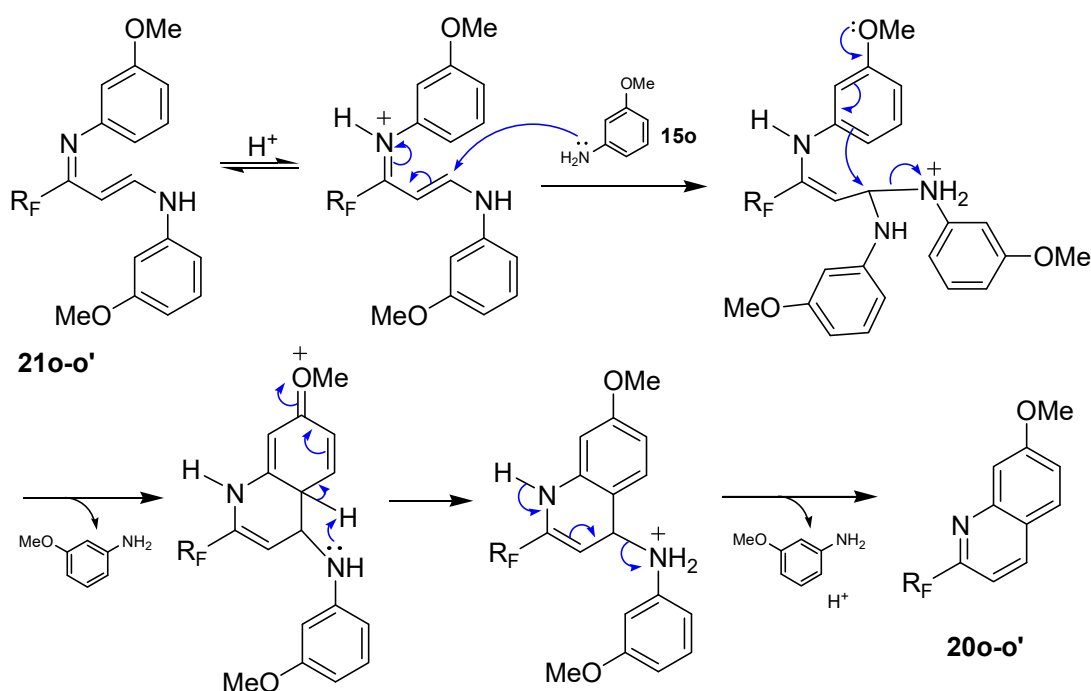
of **21** (monitored by TLC and ^{19}F -NMR spectroscopy) was accompanied with the formation of the corresponding 2-perfluoroalkyl-*N*-arylpyridiniums **17–19**. Noteworthy from a reactivity/mechanistic viewpoint, to our knowledge this is the first experimental evidence of the formation of arylpyridinium compounds from an *N,N'*-diaryl-1,5-diazapenta-1,3-diene intermediate.

In the *m*-methoxy case (substrate **15o**), while the derived diazapentadiene intermediate **21o/o'** was formed and isolated under identical conditions and with same yields as other examples a-n, the subsequent reaction of isolated **21o/o'** in the presence of ketone **16** under the same conditions (one equiv. **15o** under acidic conditions), formed the 2-perfluoroalkyl-7-methoxyquinolines **20o/o'** as the only products (Scheme 6, lower path), a result actually identical to the reaction of **21o/o'** with **15** in the absence of ketone [64].



Scheme 6. Synthesis of *N,N'*-diaryl-2-(perfluoroalkyl)-1,5-diazapentadienes intermediates **21a–o'**, and further formation of 2-trifluoromethyl and 2-perfluoroalkyl-*N*-arylpyridinium derivatives **17–19** or 2-perfluoroalkyl-7-methoxyquinoline **20**.

Based on required reactant stoichiometry, the mechanism of the reactions may be rationalized as follows (Scheme 7). In a first step, the *gem*-iodoacetoxy substrate **14/14''** reacts with two equivalents of arylamine **15** to form the corresponding diazapentadiene **21**, according to our previously reported investigations [64]. Meanwhile, another equivalent of arylamine **15** may condense with ketone **16** through an acid catalyzed, addition-elimination mechanism to give a tautomeric *N*-phenyl-imino/enamine intermediate **22** (Scheme 7). Then, the resulting intermediates **21** and **22** may react together through two probably competing cyclization cascade mechanisms [66–70]: either: (i) an inverse electron demand Diels-Alder (IEDDA) reaction involving the cycloaddition of the diene **21** and the electron-rich dienophile **22**, or (ii) an aza-Robinson annulation-type reaction involving a Michaël addition of enamine **22** to diazapentadienes **21** then subsequent amination-cyclisation. Both mechanisms could give a *bis*-anilinetetrahydropyridine (BATHP) intermediate **23**. The latter then undergoes a double de-anilino-elimination, thus yielding the corresponding *N*-arylpyridinium iodides **17–19** (Scheme 7).



Scheme 8. Proposed mechanism of formation of 20o/o' from 21o/o' [59,64].

3. Materials and Methods

3.1. General Methods

All reaction solvents were purchased from commercial suppliers and distilled before use. All synthetic reactions were performed in oven-dried glassware, and their progress was monitored by thin layer chromatography (TLC) using silica gel plates, and by ¹⁹F-NMR spectroscopy of aliquots. Chromatographic column purifications were performed on silica gel (40–63 μm). ¹H, ¹³C, and ¹⁹F-NMR spectra were recorded in either CDCl₃ or DMSO-*d*₆ solution on an Avance 300 (300 MHz) or an Avance 400 (400 MHz) spectrometer (Bruker, Billerica, MA, USA). Chemical shifts are reported in ppm, using the solvent signal chemical shift as a reference. Abbreviations used in the description of NMR spectra: s: singlet, d: doublet, t: triplet, q: quadruplet, bs: broad signal. Coupling constants (*J*) are given in Hertz. Mass spectra (either low- or high-resolution) were recorded on a SX102 mass spectrometer (JEOL, Tokyo, Japan) in FAB+ mode, using 3-nitrobenzyl alcohol matrix. Elemental analyses were carried out on a Flash 2000 elemental analyzer (Thermo Finnigan, Waltham, MA, USA).

3.2. General Procedure for the Synthesis 2-Trifluoromethylated and 2-Perfluoroalkylated 6-Methyl-N-(R-Phenyl)Pyridinium Iodides (17a–l), N-(R-Phenyl)-5,6,7,8-Tetrahydroquinolinium Iodides (18a–l) and N-(R-Phenyl)-6,7,8,9-Tetrahydro-5H-Cyclohepta[B]Pyridinium Iodides (19a–l) (All examples except R = CO₂H or R = M-Ome)

To a stirred solution of 1-acetoxy-1-iodo-perfluoroalkylethane compounds **14** (1 equiv.) in anhydrous dichloromethane (10 mL DCM for 1g of **14**), was added 3 equiv. of the corresponding substituted aniline **15** and 1.2 equiv. of ketone **16**. The mixture was stirred under reflux for the desired time (4–12 h, Tables 1–3) until complete consumption of **14** (monitored by TLC eluent petroleum ether/ethyl acetate: 80/20 *v/v* and ¹⁹F-NMR spectroscopy of aliquots). When the reaction was completed, the mixture was allowed to cool to r.t. then the brown precipitate accumulated during the reaction was separated by vacuum filtration (it was subsequently identified as anilinium salts by NMR and MS). Then ethyl ether was added to the filtrate and the corresponding pyridinium iodides **17a–l**, **18a–l**, and **19a–l** precipitate instantly and were isolated by vacuum filtration as amorphous solids.

2-Perfluoropentyl-6-methyl-N-phenylpyridinium iodide (17a). Aniline **15a** (5.24 g, 5.63×10^{-2} mole) and acetone (**16t**, 1.65 mL, 1.3 g, 2.25×10^{-2} mole) were added to a solution of **14** ($R_F = C_5F_{11}$, 10 g, 1.87×10^{-2} mole) in dry dichloromethane (100 mL). The mixture was stirred for 2 h at reflux to afford 9.55 g of the title product **17a**, total yield 90%. 1H -NMR (400.13 MHz, $CDCl_3$) δ 2.6 (s, 3H, CH_3), 7.5–7.6 (m, 3H, Ph-H), 7.7 (d, $J = 7.1$ Hz, 2H, Ph-H), 8.3 (d, $J = 8$ Hz, 1H, Py-H), 8.7 (d, $J = 8$ Hz, 1H, Py-H), 9.1 (t, $J = 8.1$ Hz, 1H, Py-H); 1H -NMR (400.13 MHz, $CDCl_3 + D_2O$) δ 7.5–7.6 (m, 3H, Ph-H), 7.7 (d, $J = 7.2$ Hz, 2H, Ph-H), 8.3 (d, $J = 8$ Hz, 1H, Py-H), 8.7 (d, $J = 8.1$ Hz, 1H, Py-H), 9.1 (t, $J = 8.1$ Hz, 1H, Py-H); ^{13}C -NMR (100.6 MHz, $CDCl_3$) δ 25 (s, CH_3), 126.7, 128.8 (t, $^3J_{CF} = 2.5$ Hz), 130.4, 132.5, 136.2, 137.8, 140.8 (t, $^2J_{CF} = 26.3$ Hz), 148, 163.8; ^{19}F -NMR (235.3 MHz, $CDCl_3$) δ -126.5 (m 2F, $CF_2-CF_2-CF_2-CF_2-CF_3$), -123 (m 2F, $CF_2-CF_2-CF_2-CF_2-CF_3$), -118 (m 2F, $CF_2-CF_2-CF_2-CF_2-CF_3$), -102.5 (m 2F, $CF_2-CF_2-CF_2-CF_2-CF_3$), -81.5 (m 3F, $CF_2-CF_2-CF_2-CF_2-CF_3$). MS (m/z): 438 ($[M - I]^+$, 100). HRMS calcd. for $C_{17}H_{11}F_{11}N^+$ 438.0716, found 438.0720. Anal. Calcd. for $C_{17}H_{11}F_{11}NI$: C, 36.13; H, 1.96; N, 2.48. Found: C, 36.15; H, 1.95; N, 2.46.

2-Trifluoromethyl-6-methyl-N-phenylpyridinium iodide (17a'). Aniline **15a** (8.4 g, 9×10^{-2} mol) and acetone (**16t**, 2.7 mL, 2 g, 3.61×10^{-2} mol) were added to a solution of **14'** ($R_F = CF_3$, 10 g, 3×10^{-2} mol) in dry dichloromethane (100 mL). The mixture was stirred for 2 h at reflux to give 9.9 g of the title product **17a'**, total yield 90%. Spectral data: 1H -NMR (300.13 MHz, $CDCl_3$) δ 2.6 (s, 3H, CH_3), 7.5–7.6 (m, 3H), 7.8 (d, $J = 9$ Hz, 2H), 8.5 (dd, $J = 9$ and 3 Hz, 1H), 8.6 (dd, $J = 9$ and 3 Hz, 1H), 9 (t, $J = 9$ Hz, 1H); ^{13}C -NMR (75.46 MHz, $CDCl_3$) δ 24.1 (s, CH_3), 118.6 (q, CF_3 , $^1J_{CF} = 276.9$ Hz), 125.6 (q, $^3J_{CF} = 5.2$ Hz), 125.7, 130.1, 132.3, 135.1, 136.7, 140.9 (q, $C-CF_3$, $^2J_{CF} = 35.4$ Hz), 148, 162.5; ^{19}F -NMR (282.4 MHz, $CDCl_3$) δ -59.8 (s 3F, CF_3). MS (m/z): 238 ($[M - I]^+$, 100). HRMS calcd. for $C_{13}H_{11}F_3N^+$: 238.0844, found 238.0848. Anal. Calcd. for $C_{13}H_{11}F_3NI$: C, 42.76; H, 3.04; N, 3.84. Found: C, 42.78; H, 3.05; N, 3.82.

2-Perfluoropropyl-6-methyl-N-phenylpyridinium iodide (17a''). Aniline **15a** (6.45 g, 6.94×10^{-2} mol) and acetone (**16t**, 1.6 mL, 2 g, 2.77×10^{-2} mol) were added to a solution of **14''** ($R_F = C_3F_7$, 10 g, 2.31×10^{-2} mol) in dry dichloromethane (100 mL). The mixture was stirred for 2 h at reflux, affording 9.69 g of the title product **17a''**, total yield 91%. Spectral data: 1H -NMR (400.13 MHz, $CDCl_3$) δ 2.6 (s, 3H, CH_3), 7.5–7.6 (m, 3H), 7.7 (d, $J = 7$ Hz, 2H), 8.3 (d, $J = 8.1$ Hz, 1H), 8.8 (d, $J = 8$ Hz, 1H), 9 (t, $J = 8$ Hz, 1H); ^{13}C -NMR (100.6 MHz, $CDCl_3$) δ 25.1 (s, CH_3), 126.5, 128.7 (t, $^3J_{CF} = 2.5$ Hz), 130.4, 132.2, 136.1, 137.7, 140.9 (t, $^2J_{CF} = 26.5$ Hz), 148, 163.7; ^{19}F -NMR (235.3 MHz, $CDCl_3$) δ -127 (m 2F, CF_2), -102 (m 2F, CF_2), -80.5 (m 3F, CF_3). MS (m/z): 338 ($[M - I]^+$, 100). HRMS calcd. for $C_{15}H_{11}F_7N^+$: 338.0780, found 338.0782. Anal. Calcd. for $C_{15}H_{11}F_7NI$: C, 38.73; H, 2.38; N, 3.01. Found: C, 38.75; H, 2.39; N, 3.04.

2-Perfluoropentyl-6-methyl-N-(2-methylphenyl)pyridinium iodide (17b). 2-Methylaniline (**15b**, 6 g, 5.63×10^{-2} mol) and acetone (**16t**, 1.66 mL, 1.3 g, 2.25×10^{-2} mol) were added to a solution of **14** ($R_F = C_5F_{11}$, 10 g, 1.87×10^{-2} mol) in dry dichloromethane (100 mL). The mixture was stirred for 4 h at reflux, to give 8.7 g of the title product **17b**, total yield 80%. Spectral data: 1H -NMR (400.13 MHz, $CDCl_3$) δ 2.5 (s, 3H, CH_3), 2.6 (s, 3H, CH_3), 7.4–7.6 (m, 4H), 7.9 (t, $J = 7.2$ Hz, 1H), 8.2 (d, $J = 8.1$ Hz, 1H), 8.9 (d, $J = 8.2$ Hz, 1H); ^{13}C -NMR (100.6 MHz, $CDCl_3$) δ 20.1 (s, CH_3), 25 (s, CH_3), 127, 128.5 (t, $^3J_{CF} = 2$ Hz), 130.5, 131.9, 136.1, 138, 141.1 (t, $^2J_{CF} = 26$ Hz), 148, 163.5; ^{19}F -NMR (282.4 MHz, $CDCl_3$) δ -125.7 (m 2F, CF_2), -122.1 (m 2F, CF_2), -118.2 (AB system, $^2J_{FF} = 338.8$ Hz, 1F, $CF_2-CF_2-CF_2$), -116 (AB system, $^2J_{FF} = 338.8$ Hz, 1F, $CF_2-CF_2-CF_2$), -108.5 (AB system, $^2J_{FF} = 282.5$ Hz, 1F, $CF_2-CF_2-CF_2$), -98 (AB system, $^2J_{FF} = 282.5$ Hz, 1F, $CF_2-CF_2-CF_2$), -80.6 (m 3F, CF_3). MS (m/z): 452 ($[M - I]^+$, 100). HRMS calcd. for $C_{18}H_{13}F_{11}N^+$: 452.0872, found 452.0877. Anal. Calcd. for $C_{18}H_{13}F_{11}NI$: C, 37.33; H, 2.26; N, 2.42. Found: C, 37.35; H, 2.30; N, 2.40.

2-Perfluoropentyl-6-methyl-N-(3-methylphenyl)pyridinium iodide (17c). 3-Methylaniline (**15c**, 6.34 g, 5.92×10^{-2} mol) and acetone (**16t**, 1.75 mL, 1.37 g, 2.36×10^{-2} mol) were added to a solution of **14** ($R_F = C_5F_{11}$, 0.5 g, 1.97×10^{-2} mol) in dry dichloromethane (105 mL). The mixture was stirred for 4 h at reflux to give 9.7 g of the title product **17c**, total yield 85%. Spectral data: 1H -NMR (400.13 MHz, $CDCl_3$) δ 2.6 (s, 3H, CH_3), 2.7 (s, 3H, CH_3), 7.4–7.6 (m, 4H), 8.3 (d, $J = 7.2$ Hz, 1H), 8.8 (d, $J = 8.1$ Hz, 1H), 9.2 (t,

$J = 8.1$ Hz, 1H); ^{13}C -NMR (100.6 MHz, CDCl_3) δ 22 (s, CH_3), 26 (s, CH_3), 121, 123, 128 (t, $^3J_{\text{CF}} = 2$ Hz), 130.5, 132, 136.1, 137, 139 (t, $^2J_{\text{CF}} = 25$ Hz), 145, 148, 161; ^{19}F -NMR (282.4 MHz, CDCl_3) δ -126 (s 2F, CF_2), -122.4 (s 2F, CF_2), -117.2 (s 2F, CF_2), -103.5 (AB system, $^2J_{\text{FF}} = 310.6$ Hz, 1F, CF_2 - CF_2), -101.1 (AB system, $^2J_{\text{FF}} = 310.6$ Hz, 1F, CF_2 - CF_2), -80.7 (m 3F, CF_3). MS (m/z): 452 ($[\text{M} - \text{I}]^+$, 95). HRMS calcd. for $\text{C}_{18}\text{H}_{13}\text{F}_{11}\text{N}^+$: 452.0872, found 452.0875. Anal. Calcd. for $\text{C}_{18}\text{H}_{13}\text{F}_{11}\text{NI}$: C, 37.33; H, 2.26; N, 2.42. Found: C, 37.36; H, 2.28; N, 2.40.

2-Perfluoropentyl-6-methyl-N-(4-methylphenyl)pyridinium iodide (17d). 4-Methylaniline (**15d**, 5.74 g, 5.35×10^{-2} mol) and acetone (**16t**, 1.58 mL, 1.24 g , 2.14×10^{-2} mol) were added to a solution of **14** ($\text{R}_\text{F} = \text{C}_5\text{F}_{11}$, 9.5 g, 1.78×10^{-2} mol) in dry dichloromethane (95 mL). The mixture was stirred for 4 h at reflux to afford 8.79 g of the title product **17d**, total yield 85%. Spectral data: ^1H -NMR (400.13 MHz, CDCl_3) δ 2.65 (s, 3H, CH_3), 2.7 (s, 3H, CH_3), 7.4 (d, $J = 8$ Hz, 2H), 7.7 (d, $J = 8$ Hz, 2H), 8.3 (d, $J = 8.2$ Hz, 1H), 8.8 (d, $J = 8.3$ Hz, 1H), 9 (t, $J = 8.2$ Hz, 1H); ^{13}C -NMR (100.6 MHz, CDCl_3) δ 25 (s, CH_3), 26.1 (s, CH_3), 122.7, 126.5, 127.7 (t, $^3J_{\text{CF}} = 1.5$ Hz), 129.9, 130, 135.1, 137.8 (t, $^2J_{\text{CF}} = 27.2$ Hz), 142.5, 146.6, 150.2, 167.5; ^{19}F -NMR (282.4 MHz, CDCl_3) δ -126 (s 2F, CF_2), -122.4 (s 2F, CF_2), -117.2 (s 2F, CF_2), -101.6 (s, 2F, CF_2 - CF_2), -80.7 (m 3F, CF_3). MS (m/z): 452 ($[\text{M} - \text{I}]^+$, 100). HRMS calcd. for $\text{C}_{18}\text{H}_{13}\text{F}_{11}\text{N}^+$: 452.0872, found 452.0878. Anal. Calcd. for $\text{C}_{18}\text{H}_{13}\text{F}_{11}\text{NI}$: C, 37.33; H, 2.26; N, 2.42. Found: C, 37.37; H, 2.26; N, 2.39.

2-Trifluoromethyl-6-methyl-N-(4-methylphenyl)pyridinium iodide (17d'). 4-Methylaniline (**15d**, 8.81 g, 8.22×10^{-2} mol) and acetone (**16t**, 2.43 mL, 1.9 g, 3.28×10^{-2} mol) were added to a solution of **14'** ($\text{R}_\text{F} = \text{CF}_3$, 9.1 g, 2.74×10^{-2} mol) in dry dichloromethane (91 mL). The mixture was stirred for 4 h at reflux to yield 9.14 g of the title product **17d'**, total yield 88%. Spectral data: ^1H -NMR (400.13 MHz, CDCl_3) δ 2.6 (s, 3H, CH_3), 2.7 (s, 3H, CH_3), 7.4 (d, $J = 8.1$ Hz, 2H), 7.7 (d, $J = 8$ Hz, 2H), 8.3 (d, $J = 8$ Hz, 1H), 8.7 (d, $J = 8.1$ Hz, 1H), 9.2 (t, $J = 8.1$ Hz, 1H); ^{13}C -NMR (75.46 MHz, CDCl_3) δ 24.2 (s, CH_3), 25 (s, CH_3), 118.4 (q, CF_3 , $^1J_{\text{CF}} = 276.8$ Hz), 124.8 (q, $^3J_{\text{CF}} = 5$ Hz), 122.5, 125.6, 130, 132.3, 140.9 (q, $\text{C}-\text{CF}_3$, $^2J_{\text{CF}} = 36$ Hz), 147.2, 150, 162.5; ^{19}F -NMR (282.4 MHz, CDCl_3) δ -59.9 (s 3F, CF_3). MS (m/z): 252 ($[\text{M} - \text{I}]^+$, 95). HRMS calcd. for $\text{C}_{14}\text{H}_{13}\text{F}_3\text{N}^+$: 252.100, found 252.1010. Anal. Calcd. for $\text{C}_{14}\text{H}_{13}\text{F}_3\text{NI}$: C, 44.35; H, 3.46; N, 3.69. Found: C, 44.38; H, 3.47; N, 3.70.

2-Perfluoropentyl-6-methyl-N-(2-ethylphenyl)pyridinium iodide (17e). 2-Ethylaniline (**15e**, 7 g, 5.8×10^{-2} mol) and acetone (**16t**, 1.7 mL, 1.34 g, 2.32×10^{-2} mol) were added to a solution of **14** ($\text{R}_\text{F} = \text{C}_5\text{F}_{11}$, 10.3 g, 1.93×10^{-2} mol) in dry dichloromethane (103 mL). The mixture was stirred for 6 h at reflux to produce 8 g of the title product **17e**, total yield 70%. Spectral data: ^1H -NMR (400.13 MHz, CDCl_3) δ 1.3 (t, $J = 8$ Hz, 3H, CH_2 - CH_3), 2.6 (q, $J = 8$ Hz, 2H, CH_2 - CH_3), 2.8 (s, 3H, CH_3), 7.4–7.6 (m, 3H), 8 (s, 1H), 8.2 (d, $J = 8$ Hz, 1H), 8.9 (d, $J = 8.1$ Hz, 1H); 9.2 (t, $J = 8.1$ Hz, 1H); ^{13}C -NMR (100.6 MHz, CDCl_3) δ 13.2 (s, CH_2 - CH_3), 24.3 (s, CH_2 - CH_3), 27.1 (s, CH_3), 124.2, 125.9, 127.8 (t, $^3J_{\text{CF}} = 2.1$ Hz), 129.6, 131, 136.1, 137.5 (t, $^2J_{\text{CF}} = 25$ Hz), 146.5, 150.1, 167.7; ^{19}F -NMR (282.4 MHz, CDCl_3) δ -126 (m 2F, CF_2), -122.9 (AB system, $^2J_{\text{FF}} = 289.6$ Hz, 1F, CF_2 - CF_2 - CF_2 - CF_2 - CF_3), -121.8 (AB system, $^2J_{\text{FF}} = 289.6$ Hz, 1F, CF_2 - CF_2 - CF_2 - CF_2 - CF_3), -118.7 (AB system, $^2J_{\text{FF}} = 300.9$ Hz, 1F, CF_2 - CF_2 - CF_2 - CF_2 - CF_3), -115.9 (AB system, $^2J_{\text{FF}} = 300.9$ Hz, 1F, CF_2 - CF_2 - CF_2 - CF_2 - CF_3), -108.5 (AB system, $^2J_{\text{FF}} = 289.6$ Hz, 1F, CF_2 - CF_2 - CF_2 - CF_2 - CF_3), -98.8 (AB system, $^2J_{\text{FF}} = 289.6$ Hz, 1F, CF_2 - CF_2 - CF_2 - CF_2 - CF_3), -80.7 (m 3F, CF_3). MS (m/z): 466 ($[\text{M} - \text{I}]^+$, 95). HRMS calcd. for $\text{C}_{19}\text{H}_{15}\text{F}_{11}\text{N}^+$: 466.1029, found 466.1033. Anal. Calcd. for $\text{C}_{19}\text{H}_{15}\text{F}_{11}\text{NI}$: C, 38.47; H, 2.55; N, 2.36. Found: C, 38.48; H, 2.56; N, 2.40.

2-Perfluoropentyl-6-methyl-N-(3-ethylphenyl)pyridinium iodide (17f). 3-Ethylaniline (**15f**, 7.17 g, 5.92×10^{-2} mol) and acetone (**16t**, 1.75 mL, 1.37 g, 2.36×10^{-2} mol) were added to a solution of **14** ($\text{R}_\text{F} = \text{C}_5\text{F}_{11}$, 10.5 g, 1.97×10^{-2} mol) in dry dichloromethane (105 mL). The mixture was stirred for 4 h at reflux to obtain 9.36 g of the title product **17f**, total yield 80%. Spectral data: ^1H -NMR (300.13 MHz, CDCl_3) δ 1.3 (t, $J = 8$ Hz, 3H, CH_2 - CH_3), 2.7 (s, 3H, CH_3), 2.8 (q, $J = 8$ Hz, 2H, CH_2 - CH_3), 7.4–7.7 (m, 4H), 8.4 (d, $J = 6.7$ Hz, 1H), 8.9 (d, $J = 7.1$ Hz, 1H), 9.2 (t, $J = 7.9$ Hz, 1H); ^{13}C -NMR (75.46 MHz, CDCl_3) δ 13 (s, CH_2 - CH_3), 23 (s, CH_2 - CH_3), 27 (s, CH_3), 121.5, 123.5, 127 (t), 128, 130, 134, 135, 139 (t, $^2J_{\text{CF}} = 25$ Hz),

145, 146, 162; ^{19}F -NMR (282.4 MHz, CDCl_3) δ -126 (s 2F, CF_2), -122.4 (s 2F, CF_2), -117.2 (s 2F, CF_2), -102.5 (AB system, $^2J_{\text{FF}} = 315.5$ Hz, 1F, $\text{CF}_2\text{-CF}_2$), -101.5 (AB system, $^2J_{\text{FF}} = 315.5$ Hz, 1F, $\text{CF}_2\text{-CF}_2$), -80.7 (m 3F, CF_3). MS (m/z): 466 ($[\text{M} - \text{I}]^+$, 100). HRMS calcd. for $\text{C}_{19}\text{H}_{15}\text{F}_{11}\text{N}^+$: 466.1029, found 466.1035. Anal. Calcd. for $\text{C}_{19}\text{H}_{15}\text{F}_{11}\text{NI}$: C, 38.47; H, 2.55; N, 2.36. Found: C, 38.49; H, 2.56; N, 2.33.

2-Perfluoropentyl-6-methyl-N-(4-ethylphenyl)pyridinium iodide (17g). 6.9 g of 4-ethylaniline **15g** (5.69×10^{-2} mol) and 1.68 mL or 1.32 g (2.27×10^{-2} mol) of acetone **16t** were added to a solution of 10.1 g (1.89×10^{-2} mol) of **14** ($\text{R}_\text{F} = \text{C}_5\text{F}_{11}$) in 101 mL of dry dichloromethane. The mixture was stirred for 4 h at reflux. 9.34 g of the title product **17g** were obtained, total yield 83%. Spectral data: ^1H -NMR (300.13 MHz, CDCl_3) δ 1.3 (t, $J = 8$ Hz, 3H, $\text{CH}_2\text{-CH}_3$), 2.7 (s, 3H, CH_3), 2.8 (q, $J = 8$ Hz, 2H, $\text{CH}_2\text{-CH}_3$), 7.1 (d, $J = 8.4$ Hz, 2H), 7.7 (d, $J = 8.3$ Hz, 2H), 8.4 (d, $J = 7.5$ Hz, 1H), 8.8 (d, $J = 7.8$ Hz, 1H), 9.1 (t, $J = 7.8$ Hz, 1H); ^{13}C -NMR (75.46 MHz, CDCl_3) δ 13 (s, $\text{CH}_2\text{-CH}_3$), 24 (s, $\text{CH}_2\text{-CH}_3$), 26.8 (s, CH_3), 113.5, 126.5, 127.5 (t, $^3J_{\text{CF}} = 2$ Hz), 129.5, 130, 135, 139 (t, $^2J_{\text{CF}} = 25$ Hz), 147, 159, 162; ^{19}F -NMR (282.4 MHz, CDCl_3) δ -126.9 (s 2F, CF_2), -123.3 (s 2F, CF_2), -117.3 (s 2F, CF_2), -101.8 (s, 2F, $\text{CF}_2\text{-CF}_2$), -80.7 (m 3F, CF_3). MS (m/z): 466 ($[\text{M} - \text{I}]^+$, 100). HRMS calcd. for $\text{C}_{19}\text{H}_{15}\text{F}_{11}\text{N}^+$: 466.1029, found 466.1030. Anal. Calcd. for $\text{C}_{19}\text{H}_{15}\text{F}_{11}\text{NI}$: C, 38.47; H, 2.55; N, 2.36. Found: C, 38.48; H, 2.56; N, 2.35.

2-Trifluoromethyl-6-methyl-N-(4-ethylphenyl)pyridinium iodide (17g'). 9.85 g of 4-ethylaniline **15g** (8.13×10^{-2} mol) and 2.4 mL or 1.88 g (3.25×10^{-2} mol) of acetone **16t** were added to a solution of 9 g (2.71×10^{-2} mol) of **14'** ($\text{R}_\text{F} = \text{CF}_3$) in 90 mL of dry dichloromethane. The mixture was stirred for 4 h at reflux. 9 g of the title product **17g'** were obtained, total yield 85%. Spectral data: ^1H -NMR (400.13 MHz, CDCl_3) δ 1.3 (t, $J = 8$ Hz, 3H, $\text{CH}_2\text{-CH}_3$), 2.7 (s, 3H, CH_3), 2.8 (q, $J = 8$ Hz, 2H, $\text{CH}_2\text{-CH}_3$), 7.1 (d, $J = 8$ Hz, 2H), 7.7 (d, $J = 8$ Hz, 2H), 8.2 (d, $J = 8$ Hz, 1H), 8.7 (d, $J = 8$ Hz, 1H), 9 (t, $J = 8.1$ Hz, 1H); ^{13}C -NMR (75.46 MHz, CDCl_3) δ 13.2 (s, $\text{CH}_2\text{-CH}_3$), 23.9 (s, $\text{CH}_2\text{-CH}_3$), 27 (s, CH_3), 118.1 (q, CF_3 , $^1J_{\text{CF}} = 277.6$ Hz), 125 (q, $^3J_{\text{CF}} = 4.8$ Hz), 122.4, 125.7, 130.2, 132, 147.2 (q, C-CF_3 , $^2J_{\text{CF}} = 35.5$ Hz), 149.9, 162; ^{19}F -NMR (282.4 MHz, CDCl_3) δ -58.9 (s 3F, CF_3). MS (m/z): 266 ($[\text{M} - \text{I}]^+$, 100). HRMS calcd. for $\text{C}_{15}\text{H}_{15}\text{F}_3\text{N}^+$: 266.1157, found 266.1160. Anal. Calcd. for $\text{C}_{15}\text{H}_{15}\text{F}_3\text{NI}$: C, 45.82; H, 3.85; N, 3.56. Found: C, 45.85; H, 3.86; N, 3.52.

2-Perfluoropentyl-6-methyl-N-(2-chlorophenyl)pyridinium iodide (17h). 7.4 g of 2-chloroaniline **15h** (5.8×10^{-2} mol) and 1.7 mL or 1.34 g (2.32×10^{-2} mol) of acetone **16t** were added to a solution of 10.3 g (1.93×10^{-2} mol) of **14** ($\text{R}_\text{F} = \text{C}_5\text{F}_{11}$) in 103 mL of dry dichloromethane. The mixture was stirred for 12 h at reflux. 6.96 g of the title product **17h** were obtained, total yield 60%. Spectral data: ^1H -NMR (400.13 MHz, CDCl_3) δ 2.8 (s, 3H, CH_3), 7.7–7.9 (m, 3H), 8.4 (m, 1H), 8.5 (d, $J = 8$ Hz, 1H), 8.9 (d, $J = 8.1$ Hz, 1H); 9.4 (t, $J = 8$ Hz, 1H); ^{13}C -NMR (100.6 MHz, CDCl_3) δ 24.2 (s, CH_3), 128.5, 129.1, 130.1, 130.8, 133.8, 135, 136.2, 140.5 (t, $^2J_{\text{CF}} = 24.1$ Hz), 148.8, 163.8; ^{19}F -NMR (282.4 MHz, CDCl_3) δ -126.5 (AB system, $^2J_{\text{FF}} = 289$ Hz, 1F, $\text{CF}_2\text{-CF}_2\text{-CF}_2\text{-CF}_2\text{-CF}_3$), -125.7 (AB system, $^2J_{\text{FF}} = 289$ Hz, 1F, $\text{CF}_2\text{-CF}_2\text{-CF}_2\text{-CF}_2\text{-CF}_3$), -122.9 (AB system, $^2J_{\text{FF}} = 289.6$ Hz, 1F, $\text{CF}_2\text{-CF}_2\text{-CF}_2\text{-CF}_2\text{-CF}_3$), -121.6 (AB system, $^2J_{\text{FF}} = 289.6$ Hz, 1F, $\text{CF}_2\text{-CF}_2\text{-CF}_2\text{-CF}_2\text{-CF}_3$), -118.7 (AB system, $^2J_{\text{FF}} = 299.5$ Hz, 1F, $\text{CF}_2\text{-CF}_2\text{-CF}_2\text{-CF}_2\text{-CF}_3$), -115.9 (AB system, $^2J_{\text{FF}} = 299.5$ Hz, 1F, $\text{CF}_2\text{-CF}_2\text{-CF}_2\text{-CF}_2\text{-CF}_3$), -108.2 (AB system, $^2J_{\text{FF}} = 288.6$ Hz, 1F, $\text{CF}_2\text{-CF}_2\text{-CF}_2\text{-CF}_2\text{-CF}_3$), -98.8 (AB system, $^2J_{\text{FF}} = 288.6$ Hz, 1F, $\text{CF}_2\text{-CF}_2\text{-CF}_2\text{-CF}_2\text{-CF}_3$), -80.7 (m 3F, CF_3). MS (m/z): 472 ($[\text{M} - \text{I}]^+$, 90). HRMS calcd. for $\text{C}_{17}\text{H}_{10}\text{ClF}_{11}\text{N}^+$: 472.0326, found 472.0329. Anal. Calcd. for $\text{C}_{17}\text{H}_{10}\text{ClF}_{11}\text{NI}$: C, 34.05; H, 1.68; N, 2.34. Found: C, 34.08; H, 1.67; N, 2.33.

2-Perfluoropentyl-6-methyl-N-(3-chlorophenyl)pyridinium iodide (17i). 7.55 g of 3-chloroaniline **15i** (5.92×10^{-2} mol) and 1.75 mL or 1.37 g (2.36×10^{-2} mol) of acetone **16t** were added to a solution of 10.5 g (1.97×10^{-2} mol) of **14** ($\text{R}_\text{F} = \text{C}_5\text{F}_{11}$) in 105 mL of dry dichloromethane. The mixture was stirred for 6 h at reflux. 8.28 g of the title product **17i** were obtained, total yield 70%. Spectral data: ^1H -NMR (400.13 MHz, CDCl_3) δ 2.7 (s, 3H, CH_3), 7.3 (s, 1H), 7.4–7.6 (m, 2H), 7.7 (m, 1H), 8.3 (d, $J = 8$ Hz, 1H), 8.5 (d, $J = 8$ Hz, 1H), 8.8 (t, $J = 8$ Hz, 1H); ^{13}C -NMR (100.6 MHz, CDCl_3) δ 27.3 (s, CH_3), 127.9, 129.6, 131.4, 134.1, 135.5, 138.5 (t, $^2J_{\text{CF}} = 25$ Hz), 141.1, 150.6, 166.4; ^{19}F -NMR (282.4 MHz, CDCl_3) δ -121.5 (s 2F, CF_2), -117.5 (s 2F, CF_2), -112.7 (s 2F, CF_2), -97.4 (AB system, $^2J_{\text{FF}} = 105.3$ Hz, 1F, $\text{CF}_2\text{-CF}_2$), -97.1

(AB system, $^2J_{FF} = 105.3$ Hz, 1F, \underline{CF}_2 - \underline{CF}_2), -75.9 (m 3F, \underline{CF}_3). MS (m/z): 472 ($[M - I]^+$, 90). HRMS calcd. for $C_{17}H_{10}ClF_{11}N^+$: 472.0326, found 472.0330. Anal. Calcd. for $C_{17}H_{10}ClF_{11}NI$: C, 34.05; H, 1.68; N, 2.34. Found: C, 34.11; H, 1.65; N, 2.36.

2-Perfluoropentyl-6-methyl-N-(4-chlorophenyl)pyridinium iodide (17j). 7.19 g of 4-chloroaniline **15j** (5.63×10^{-2} mol) and 1.66 mL or 1.3 g (2.25×10^{-2} mol) of acetone **16t** were added to a solution of 10 g (1.87×10^{-2} mol) of **14** ($R_F = C_5F_{11}$) in 100 mL of dry dichloromethane. The mixture was stirred for 6 h at reflux. 9.58 g of the title product **17j** were obtained, total yield 85%. Spectral data: 1H -NMR (300.13 MHz, $CDCl_3$) δ 2.5 (s, 3H, \underline{CH}_3), 7.9 (d, $J = 8$ Hz, 2H), 8.2 (d, $J = 8.1$ Hz, 2H), 8.6 (d, $J = 8$ Hz, 1H), 8.8 (d, $J = 7.9$ Hz, 1H), 9 (t, $J = 7.9$ Hz, 1H); ^{13}C -NMR (75.46 MHz, $CDCl_3$) δ 26 (s, \underline{CH}_3), 113.2, 126, 127.4 (t, $^3J_{CF} = 2.2$ Hz), 130.2, 136, 139.2 (t, $^2J_{CF} = 24.8$ Hz), 147.2, 158, 162.3; ^{19}F -NMR (282.4 MHz, $CDCl_3$) δ -125.8 (s 2F, \underline{CF}_2), -122.3 (s 2F, \underline{CF}_2), -117.7 (s 2F, \underline{CF}_2), -101.8 (s, 2F, \underline{CF}_2 - \underline{CF}_2), -80.2 (m 3F, \underline{CF}_3); MS (m/z): 472 ($[M - I]^+$, 90). HRMS calcd. for $C_{17}H_{10}ClF_{11}N^+$: 472.0326, found 472.0324. Anal. Calcd. for $C_{17}H_{10}ClF_{11}NI$: C, 34.05; H, 1.68; N, 2.34. Found: C, 34.10; H, 1.68; N, 2.35.

2-Perfluoropentyl-6-methyl-N-(2-methoxyphenyl)pyridinium iodide (17k). 6.8 g of 2-methoxyaniline **15k** (5.52×10^{-2} mol) and 1.63 mL or 1.28 g (2.21×10^{-2} mol) of acetone **16t** were added to a solution of 9.8 g (1.84×10^{-2} mol) of **14** ($R_F = C_5F_{11}$) in 98 mL of dry dichloromethane. The mixture was stirred for 6 h at reflux. 7.67 g of the title product **17k** were obtained, total yield 70%. Spectral data: 1H -NMR (300.13 MHz, $CDCl_3$) δ 2.8 (s, 3H, \underline{CH}_3), 3.7 (s, 3H, \underline{OCH}_3), 7.1 (d, $J = 8.3$ Hz, 1H), 7.2 (t, $J = 7.6$ Hz, 1H), 7.7 (t, $J = 8.8$ Hz, 1H), 8 (m, 1H), 8.3 (d, $J = 8.1$ Hz, 1H), 8.8 (d, $J = 8.2$ Hz, 1H), 9 (d, $J = 8.2$ Hz, 1H); ^{13}C -NMR (75.46 MHz, $CDCl_3$) δ 22.2 (s, \underline{CH}_3), 54 (s, \underline{OCH}_3), 113.1, 128.5, 129.1, 130.8, 133.7, 136.2, 139.9 (t, $^2J_{CF} = 25$ Hz), 147, 160, 162.2; ^{19}F -NMR (282.4 MHz, $CDCl_3$) δ -126.5 (AB system, $^2J_{FF} = 295$ Hz, 1F, \underline{CF}_2 - \underline{CF}_2 - \underline{CF}_2 - \underline{CF}_2 - \underline{CF}_3), -125.5 (AB system, $^2J_{FF} = 295$ Hz, 1F, \underline{CF}_2 - \underline{CF}_2 - \underline{CF}_2 - \underline{CF}_2 - \underline{CF}_3), -122.9 (AB system, $^2J_{FF} = 289$ Hz, 1F, \underline{CF}_2 - \underline{CF}_2 - \underline{CF}_2 - \underline{CF}_2 - \underline{CF}_3), -121.5 (AB system, $^2J_{FF} = 289$ Hz, 1F, \underline{CF}_2 - \underline{CF}_2 - \underline{CF}_2 - \underline{CF}_2 - \underline{CF}_3), -119 (AB system, $^2J_{FF} = 288$ Hz, 1F, \underline{CF}_2 - \underline{CF}_2 - \underline{CF}_2 - \underline{CF}_2 - \underline{CF}_3), -116.5 (AB system, $^2J_{FF} = 288$ Hz, 1F, \underline{CF}_2 - \underline{CF}_2 - \underline{CF}_2 - \underline{CF}_2 - \underline{CF}_3), -107 (AB system, $^2J_{FF} = 282.5$ Hz, 1F, \underline{CF}_2 - \underline{CF}_2 - \underline{CF}_2 - \underline{CF}_2 - \underline{CF}_3), -99.5 (AB system, $^2J_{FF} = 282.5$ Hz, 1F, \underline{CF}_2 - \underline{CF}_2 - \underline{CF}_2 - \underline{CF}_2 - \underline{CF}_3), -80.69 (m 3F, \underline{CF}_3). MS (m/z): 468 ($[M - I]^+$, 100). HRMS calcd. for $C_{18}H_{13}F_{11}NO^+$: 468.0821, found 468.0827. Anal. Calcd. for $C_{18}H_{13}F_{11}INO$: C, 36.32; H, 2.20; N, 2.35. Found: C, 36.35; H, 2.21; N, 2.34.

2-Perfluoropentyl-6-methyl-N-(4-methoxyphenyl)pyridinium iodide (17l). 6.94 g of 4-methoxyaniline **15l** (5.63×10^{-2} mol) and 1.66 mL or 1.3 g (2.25×10^{-2} mol) of acetone **16t** were added to a solution of 10 g (1.87×10^{-2} mol) of **14** ($R_F = C_5F_{11}$) in 100 mL of dry dichloromethane. The mixture was stirred for 4 h at reflux. 9.62 g of the title product **17l** were obtained, total yield 86%. Spectral data: 1H -NMR (300.13 MHz, $CDCl_3$) δ 2.7 (s, 3H, \underline{CH}_3), 3.9 (s, 3H, \underline{OCH}_3), 7.2 (d, $J = 8.5$ Hz, 2H), 7.7 (d, $J = 8.4$ Hz, 2H), 8.4 (d, $J = 7.5$ Hz, 1H), 8.8 (d, $J = 7.8$ Hz, 1H), 9.1 (t, $J = 7.8$ Hz, 1H); ^{13}C -NMR (75.46 MHz, $CDCl_3$) δ 22.3 (s, \underline{CH}_3), 54.2 (s, \underline{OCH}_3), 113, 128.7 (t, $^3J_{CF} = 2$ Hz), 129.4, 130.5, 133, 136.1, 140 (t, $^2J_{CF} = 25$ Hz), 147, 160.2, 162.5; ^{19}F -NMR (282.4 MHz, $CDCl_3$) δ -126.1 (s 2F, \underline{CF}_2), -122.3 (s 2F, \underline{CF}_2), -117.1 (s 2F, \underline{CF}_2), -101.8 (s, 2F, \underline{CF}_2 - \underline{CF}_2), -80.7 (m 3F, \underline{CF}_3). MS (m/z): 468 ($[M - I]^+$, 100). HRMS calcd. for $C_{18}H_{13}F_{11}NO^+$: 468.0821, found 468.0830. Anal. Calcd. for $C_{18}H_{13}F_{11}INO$: C, 36.32; H, 2.20; N, 2.35. Found: C, 36.39; H, 2.21; N, 2.38.

2-Perfluoropentyl-N-(phenyl)-5,6,7,8-tetrahydroquinolinium iodide (18a). 5.24 g of aniline **15a** (5.63×10^{-2} mole) and 2.21 g (2.25×10^{-2} mole) of cyclohexanone **16u** were added to a solution of 10 g (1.87×10^{-2} mole) of **14** ($R_F = C_5F_{11}$) in 50 mL of dry dichloromethane. The mixture was stirred for 4 h at reflux. 10 g of the title product **18a** were obtained, total yield 88%. Spectral data: 1H -NMR (300.13 MHz, $CDCl_3$) δ 2 (m, 4H), 2.7 (m, 2H), 3.3 (m, 2H), 7.5–7.6 (m, 3H), 7.7 (d, $J = 7.1$ Hz, 2H), 8.2 (d, $J = 8.1$ Hz, 1H), 8.7 (d, $J = 8.2$ Hz, 1H); ^{13}C -NMR (75.46 MHz, $CDCl_3$) δ 19.5, 21, 29.5, 31.2, 115, 125.1, 127, 128.1, 129.2, 139 (t, $^2J_{CF} = 27$ Hz), 146, 148.1, 163.1; ^{19}F -NMR (235.3 MHz, $CDCl_3$) δ -126.2 (m 2F, \underline{CF}_2), -122.4 (m 2F, \underline{CF}_2), -117.3 (m 2F, \underline{CF}_2), -101.8 (m 2F, \underline{CF}_2), -80.7 (m 3F, \underline{CF}_3). MS (m/z): 478 ($[M - I]^+$, 95).

HRMS calcd. for $C_{20}H_{15}F_{11}N^+$ 478.1029, found 478.1033. Anal. Calcd. for $C_{20}H_{15}F_{11}NI$: C, 39.69; H, 2.50; N, 2.31. Found: C, 39.72; H, 2.51; N, 2.29.

2-Trifluoromethyl-N-(phenyl)-5,6,7,8-tetrahydroquinolinium iodide (18a'). 7.14 g of aniline **15a** (7.68×10^{-2} mol) and 3 g (3.07×10^{-2} mol) of cyclohexanone **16u** were added to a solution of 8.5 g (2.56×10^{-2} mol) of **14'** ($R_F = CF_3$) in 85 mL of dry dichloromethane. The mixture was stirred for 4 h at reflux. 9.23 g of the title product **18a'** were obtained, total yield 89%. 1H -NMR (300.13 MHz, $CDCl_3$) δ 1.9 (m, 4H, CH_2 , cyclohexyl group), 2.6 (m, 2H, CH_2 , cyclohexyl group), 3.3 (m, 2H, CH_2 , cyclohexyl group), 7.5–7.6 (m, 3H, Ph-H), 7.8 (d, $J = 7.5$ Hz, 2H, Ph-H), 8.2 (d, $J = 8$ Hz, 1H, Py-H), 8.8 (d, $J = 8.1$ Hz, 1H, Py-H); ^{13}C -NMR (75.46 MHz, $CDCl_3$) δ 19.8, 21, 29.6, 32.2, 115, 118.6 (q, CF_3 , $^1J_{CF} = 282.5$ Hz), 125.2, 127.1, 128.8, 129.2, 139.5, 146.4, 148.5 (q, C- CF_3 , $^2J_{CF} = 34.5$ Hz), 163; ^{19}F -NMR (282.4 MHz, $DMSO-d_6$) δ -59.8 (s 3F, CF_3). MS (m/z): 278 ($[M - I]^+$, 95). HRMS calcd. for $C_{16}H_{15}F_3N^+$: 278.1157, found 278.1160. Anal. Calcd. for $C_{16}H_{15}F_3NI$: C, 47.43; H, 3.73; N, 3.46. Found: C, 47.45; H, 3.74; N, 3.44.

2-Perfluoropentyl-N-(2-methylphenyl)-5,6,7,8-tetrahydroquinolinium iodide (18b). 5.86 g of 2-methylaniline **15b** (5.46×10^{-2} mol) and 2.14 g (2.18×10^{-2} mol) of cyclohexanone **16u** were added to a solution of 9.7 g (1.82×10^{-2} mol) of **14** ($R_F = C_5F_{11}$) in 97 mL of dry dichloromethane. The mixture was stirred for 6 h at reflux. 8.12 g of the title product **18b** were obtained, total yield 72%. Spectral data: 1H -NMR (300.13 MHz, $CDCl_3$) δ 1.8 (bs, 2H), 1.9 (s, 3H, CH_3), 2.1 (m, 3H), 2.9 (m, 1H), 3.3 (m, 1H), 3.4 (m, 1H), 7.3–7.5 (m, 3 H), 8 (t, $J = 7.2$ Hz, 1H), 8.2 (d, $J = 8.1$ Hz, 1H), 8.8 (d, $J = 8.1$ Hz, 1H); ^{13}C -NMR (75.46 MHz, $CDCl_3$) δ 19.9, 21, 26, 29.5, 32.1, 115.2, 126.5, 127.8, 128, 129.5, 136.5, 138 (t, $^2J_{CF} = 24.2$ Hz), 148.1, 150.5, 161.1, 163; ^{19}F -NMR (282.4 MHz, $DMSO-d_6$) δ -126.3 (AB system, $^2J_{FF} = 285.6$ Hz, 1F, $CF_2-CF_2-CF_2-CF_2-CF_3$), -125.4 (AB system, $^2J_{FF} = 285.6$ Hz, 1F, $CF_2-CF_2-CF_2-CF_2-CF_3$), -123.1 (AB system, $^2J_{FF} = 310$ Hz, 1F, $CF_2-CF_2-CF_2-CF_2-CF_3$), -121.7 (AB system, $^2J_{FF} = 310$ Hz, 1F, $CF_2-CF_2-CF_2-CF_2-CF_3$), -118.7 (AB system, $^2J_{FF} = 299.6$ Hz, 1F, $CF_2-CF_2-CF_2-CF_2-CF_3$), -117.6 (AB system, $^2J_{FF} = 299.6$ Hz, 1F, $CF_2-CF_2-CF_2-CF_2-CF_3$), -107.1 (AB system, $^2J_{FF} = 290.5$ Hz, 1F, $CF_2-CF_2-CF_2-CF_2-CF_3$), -98.2 (AB system, $^2J_{FF} = 290.5$ Hz, 1F, $CF_2-CF_2-CF_2-CF_2-CF_3$), -80.2 (m 3F, CF_3). MS (m/z): 492 ($[M - I]^+$, 100). HRMS calcd. for $C_{21}H_{17}F_{11}N^+$: 492.1185, found 492.1190. Anal. Calcd. for $C_{21}H_{17}F_{11}NI$: C, 40.73; H, 2.77; N, 2.26. Found: C, 40.75; H, 2.76; N, 2.25.

2-Perfluoropentyl-N-(3-methylphenyl)-5,6,7,8-tetrahydroquinolinium iodide (18c). 6.4 g of 3-methylaniline **15c** (5.97×10^{-2} mol) and 2.34 g (2.39×10^{-2} mol) of cyclohexanone **16u** were added to a solution of 10.6 g (1.99×10^{-2} mol) of **14** ($R_F = C_5F_{11}$) in 53 mL of dry dichloromethane. The mixture was stirred for 4 h at reflux. 10.2 g of the title product **18c** were obtained, total yield 83%. Spectral data: 1H -NMR (300.13 MHz, $CDCl_3$) δ 1.7 (m, 2H), 1.9 (m, 2H), 2.1 (s, 3H, CH_3), 2.9 (m, 2H), 3.5 (m, 2H), 7.5 (s, 1H), 7.6 (m, 3H), 8.2 (d, $J = 8.1$ Hz, 1H), 8.7 (d, $J = 8.1$ Hz, 1H); ^{13}C -NMR (75.46 MHz, $CDCl_3$) δ 19.8, 21.1, 26.3, 29.5, 31, 117.2, 126.1, 127.8, 128.1, 129.2, 136.8, 138.5 (t, $^2J_{CF} = 25.8$ Hz), 148.2, 150.5, 163.1; ^{19}F -NMR (235.3 MHz, $CDCl_3$) δ -126.1 (m 2F, CF_2), -122 (m 2F, CF_2), -117 (m 2F, CF_2), -103.1 (AB system, $^2J_{FF} = 275.6$ Hz, 1F, CF_2-CF_2), -101.2 (AB system, $^2J_{FF} = 275.6$ Hz, 1F, CF_2-CF_2), -80.1 (m 3F, CF_3). MS (m/z): 492 ($[M - I]^+$, 100). HRMS calcd. for $C_{21}H_{17}F_{11}N^+$: 492.1185, found 492.1187. Anal. Calcd. for $C_{21}H_{17}F_{11}NI$: C, 40.73; H, 2.77; N, 2.26. Found: C, 40.76; H, 2.77; N, 2.27.

2-Perfluoropentyl-N-(4-methylphenyl)-5,6,7,8-tetrahydroquinolinium iodide (18d). 5.74 g of 4-methylaniline **15d** (5.35×10^{-2} mol) and 2.1 g (2.14×10^{-2} mol) of cyclohexanone **16u** were added to a solution of 9.5 g (1.78×10^{-2} mol) of **14** ($R_F = C_5F_{11}$) in 95 mL of dry dichloromethane. The mixture was stirred for 4 h at reflux. 8.84 g of the title product **18d** were obtained, total yield 80%. Spectral data: 1H -NMR (300.13 MHz, $CDCl_3$) δ 1.9 (m, 4H), 2 (s, 3H, CH_3), 2.5 (m, 2H), 3.4 (m, 2H), 7.4 (d, $J = 8$ Hz, 2H), 7.7 (d, $J = 8.1$ Hz, 2H), 8.2 (d, $J = 8.1$ Hz, 1H), 8.7 (d, $J = 8.1$ Hz, 1H); ^{13}C -NMR (75.46 MHz, $CDCl_3$) δ 19.5, 21, 26.2, 29.5, 31.2, 116.2, 125.1, 127, 128.1, 129.2, 135.1, 137.8 (t, $^2J_{CF} = 26$ Hz), 146, 148.1, 150, 163.1; ^{19}F -NMR (235.3 MHz, $CDCl_3$) δ -126 (m 2F, CF_2), -122.5 (m 2F, CF_2), -117.5 (m 2F, CF_2), -101.2 (m 2F, CF_2), -80.6 (m 3F, CF_3). MS (m/z): 492 ($[M - I]^+$, 100). HRMS calcd. for $C_{21}H_{17}F_{11}N^+$: 492.1185, found 492.1189. Anal. Calcd. for $C_{21}H_{17}F_{11}NI$: C, 40.73; H, 2.77; N, 2.26. Found: C, 40.75; H, 2.78; N, 2.25.

2-Perfluoropentyl-N-(4-ethylphenyl)-5,6,7,8-tetrahydroquinolinium iodide (18g). 7.24 g of 4-ethylaniline **15g** (5.97×10^{-2} mol) and 2.34 g (2.39×10^{-2} mol) of cyclohexanone **16u** were added to a solution of 10.6 g (1.99×10^{-2} mol) of **14** ($R_F = C_5F_{11}$) in 106 mL of dry dichloromethane. The mixture was stirred for 4 h at reflux. 10.72 g of the title product **18g** were obtained, total yield 85%. Spectral data: 1H -NMR (300.13 MHz, $CDCl_3$) δ 1.3 (t, $J = 8$ Hz, 3H, CH_2-CH_3), 1.9 (m, 4H), 2.6 (m, 2H), 2.8 (q, $J = 8$ Hz, 2H, CH_2-CH_3), 3.3 (m, 2H), 7.1 (d, $J = 8.2$ Hz, 2H), 7.7 (d, $J = 8.3$ Hz, 2H), 8.2 (d, $J = 8.1$ Hz, 1H), 8.6 (d, $J = 8.1$ Hz, 1H); ^{13}C -NMR (75.46MHz, $CDCl_3$) δ 13.1, 19.5, 21, 24.1, 29.5, 31.2, 113.2, 126.1, 127, 129.6, 129.8, 135.1, 138.8 (t, $^2J_{CF} = 26.2$ Hz), 148.1, 152, 162.9; ^{19}F -NMR (235.3 MHz, $CDCl_3$) δ -126.9 (m 2F, CF_2), -123.5 (m 2F, CF_2), -117.5 (m 2F, CF_2), -101.8 (m 2F, CF_2), -80.6 (m 3F, CF_3). MS (m/z): 506 ($[M - I]^+$, 95). HRMS calcd. for $C_{22}H_{19}F_{11}N^+$: 506.1342, found 506.1346. Anal. Calcd. for $C_{22}H_{19}F_{11}NI$: C, 41.72; H, 3.02; N, 2.21. Found: C, 41.75; H, 3.04; N, 2.19.

2-Perfluoropentyl-N-(3-chlorophenyl)-5,6,7,8-tetrahydroquinolinium iodide (18i). 7.33 g of 3-chloroaniline **15i** (5.75×10^{-2} mol) and 2.25 g (2.3×10^{-2} mol) of cyclohexanone **16u** were added to a solution of 10.2 g (1.91×10^{-2} mol) of **14** ($R_F = C_5F_{11}$) in 102 mL of dry dichloromethane. The mixture was stirred for 4 h at reflux. 9.32 g of the title product **18i** were obtained, total yield 76%. Spectral data: 1H -NMR (300.13 MHz, $CDCl_3$) δ 1.7 (m, 2H), 1.9 (m, 2H), 2.9 (m, 2H), 3.5 (m, 2H), 7.4 (s, 1H), 7.5–7.6 (m, 2H), 7.7 (m, 1H), 8.2 (d, $J = 8$ Hz, 1H), 8.7 (d, $J = 8$ Hz, 1H); ^{13}C -NMR (75.46MHz, $CDCl_3$) δ 19.6, 21, 26, 29.5, 31.5, 118.2, 127.1, 127.8, 128.1, 130.1, 137.8, 138.8 (t, $^2J_{CF} = 24.8$ Hz), 147.2, 150.6, 165.6; ^{19}F -NMR (235.3 MHz, $CDCl_3$) δ -125.6 (m 2F, CF_2), -117.6 (m 2F, CF_2), -113.5 (m 2F, CF_2), -97.9 (AB system, $^2J_{FF} = 150.2$ Hz, 1F, CF_2-CF_2), -98.2 (AB system, $^2J_{FF} = 150.2$ Hz, 1F, CF_2-CF_2), -79.1 (m 3F, CF_3). MS (m/z): 512 ($[M - I]^+$, 90). HRMS calcd. for $C_{20}H_{14}F_{11}NCl^+$: 512.0639, found 512.0643. Anal. Calcd. for $C_{20}H_{14}F_{11}NCl$: C, 37.55; H, 2.21; N, 2.19. Found: C, 37.58; H, 2.22; N, 2.17.

2-Perfluoropentyl-N-(4-methoxyphenyl)-5,6,7,8-tetrahydroquinolinium iodide (18l). 7.36 g of 4-anisidine **15l** (5.97×10^{-2} mol) and 2.34 g (2.39×10^{-2} mol) of cyclohexanone **16u** were added to a solution of 10.6 g (1.99×10^{-2} mol) of **14** ($R_F = C_5F_{11}$) in 106 mL of dry dichloromethane. The mixture was stirred for 4 h at reflux. 11.39 g of the title product **18l** were obtained, total yield 90%. Spectral data: 1H -NMR (300.13 MHz, $CDCl_3$) δ 2 (m, 4H), 2.7 (m, 2H), 3.3 (m, 2H), 3.9 (s, 3H, OCH_3), 7.1 (d, $J = 8.8$ Hz, 2H), 7.7 (d, $J = 8.6$ Hz, 2H), 8.2 (d, $J = 8.1$ Hz, 1H), 8.8 (d, $J = 8.2$ Hz, 1H); ^{13}C -NMR (75.46MHz, $CDCl_3$) δ 20.1, 22, 29, 31.1, 56, 117, 125, 127, 128.2, 129.9, 139.5 (t, $^2J_{CF} = 27.2$ Hz), 146.2, 148.1, 162, 164.5; ^{19}F -NMR (235.3 MHz, $CDCl_3$) δ -126.9 (m 2F, CF_2), -123.5 (m 2F, CF_2), -117.5 (m 2F, CF_2), -101.7 (m 2F, CF_2), -80.75 (m 3F, CF_3). MS (m/z): 508 ($[M - I]^+$, 100). HRMS calcd. for $C_{21}H_{17}F_{11}NO^+$: 508.1134, found 508.1138. Anal. Calcd. for $C_{21}H_{17}F_{11}NIO$: C, 39.70; H, 2.70; N, 2.20. Found: C, 39.72; H, 2.71; N, 2.19.

2-Perfluoropentyl-N-(phenyl)-6,7,8,9-tetrahydro-5H-cyclohepta[b]pyridinium (19a). 5.24 g of aniline **15a** (5.63×10^{-2} mole) and 2.52 g (2.25×10^{-2} mole) of cycloheptanone **16v** were added to a solution of 10 g (1.87×10^{-2} mole) of **14** ($R_F = C_5F_{11}$) in 100 mL of dry dichloromethane. The mixture was stirred for 4 h at reflux. 9.54 g of the title product **19a** were obtained, total yield 82%. 1H -NMR (300.13 MHz, $CDCl_3$) δ 1.7 (m, 2H, CH_2 , cycloheptyl group), 1.9 (m, 4H, CH_2 , cycloheptyl group), 3.1 (m, 2H, CH_2 , cycloheptyl group), 3.4 (m, 2H, CH_2 , cycloheptyl group), 7.5–7.7 (m, 5H, Ph-H), 8.2 (d, $J = 8.2$ Hz, 1H, Py-H), 8.9 (d, $J = 8$ Hz, 1H, Py-H); ^{13}C -NMR (75.46MHz, $CDCl_3$) δ 24, 25.3, 30.7, 33.9, 35.4, 124.2, 125.9, 127.7, 129.6, 131.5, 137.7 (t, $^2J_{CF} = 27.1$ Hz), 146.8, 150.3, 167.4; ^{19}F -NMR (282.4 MHz, $CDCl_3$) δ -126 (m 2F, CF_2-CF_2), -122.4 (m 2F, $CF_2-CF_2-CF_2-CF_2-CF_3$), -117.3 (m 2F, $CF_2-CF_2-CF_2-CF_2-CF_3$), -101.6 (m 2F, $CF_2-CF_2-CF_2-CF_2-CF_3$), -80.7 (m 3F, $CF_2-CF_2-CF_2-CF_2-CF_3$). MS (m/z): 492 ($[M - I]^+$, 95). HRMS calcd. for $C_{21}H_{17}F_{11}N^+$: 492.1185, found 492.1190. Anal. Calcd. for $C_{21}H_{17}F_{11}NI$: C, 40.73; H, 2.77; N, 2.26. Found: C, 40.75; H, 2.78; N, 2.25.

2-Perfluoropentyl-N-(3-methylphenyl)-6,7,8,9-tetrahydro-5H-cyclohepta[b]pyridinium (19c). 5.92 g of 3-methylaniline **15c** (5.52×10^{-2} mol) and 2.47 g (2.21×10^{-2} mol) of cycloheptanone **16v** were added to a solution of 9.8 g (1.84×10^{-2} mol) of **14** ($R_F = C_5F_{11}$) in 98 mL of dry dichloromethane. The mixture was stirred for 4 h at reflux. 9.68 g of the title product **19c** were obtained, total yield

83%. Spectral data: $^1\text{H-NMR}$ (300.13 MHz, CDCl_3) δ 1.7 (m, 2H), 1.9 (m, 4H), 2.45 (s, 3H, CH_3), 3 (d, $J = 8$ Hz, 2H), 3.4 (m, 2H), 7.4 (m, 2H), 7.6 (m, 2H), 8.2 (d, $J = 8.4$ Hz, 1H), 8.9 (d, $J = 8$ Hz, 1H); $^{13}\text{C-NMR}$ (75.46 MHz, CDCl_3) δ 20.7, 21.5, 24.3, 25.3, 30.7, 33.9, 35.7, 122.5, 126.2, 127.7, 129.5, 131, 137.6 (t, $^2J_{\text{CF}} = 27$ Hz), 146.6, 150.2, 167.8; $^{19}\text{F-NMR}$ (235.3 MHz, CDCl_3) δ -126 (m 2F, CF_2), -122.5 (m 2F, CF_2), -117 (m 2F, CF_2), -101.7 (m 2F, CF_2), -80.7 (m 3F, CF_3). MS (m/z): 506 ($[\text{M} - \text{I}]^+$, 95). HRMS calcd. for $\text{C}_{22}\text{H}_{19}\text{F}_{11}\text{N}^+$: 506.1342, found 506.1346. Anal. Calcd. for $\text{C}_{22}\text{H}_{19}\text{F}_{11}\text{NI}$: C, 41.72; H, 3.02; N, 2.21. Found: C, 41.75; H, 3.06; N, 2.19.

2-Perfluoropentyl-N-(4-methylphenyl)-6,7,8,9-tetrahydro-5H-cyclohepta[b]pyridinium (19d). 6.34 g of 4-methylaniline **15d** (5.92×10^{-2} mol) and 2.65 g (2.36×10^{-2} mol) of cycloheptanone **16v** were added to a solution of 10.5 g (1.97×10^{-2} mol) of **14** ($R_{\text{F}} = \text{C}_5\text{F}_{11}$) in 105 mL of dry dichloromethane. The mixture was stirred for 4 h at reflux. 10.62 g of the title product **19d** were obtained, total yield 85%. Spectral data: $^1\text{H-NMR}$ (300.13 MHz, CDCl_3) δ 1.6 (m, 2H), 1.9 (m, 4H), 2.4 (s, 3H, CH_3), 3 (m, 2H), 3.3 (m, 2H), 7.3 (d, $J = 8$ Hz, 2H), 7.6 (d, $J = 8$ Hz, 2H), 8.2 (d, $J = 8.4$ Hz, 1H), 8.8 (d, $J = 8.4$ Hz, 1H); $^{13}\text{C-NMR}$ (75.46 MHz, CDCl_3) δ 20.8, 21.3, 24.2, 25.3, 30.6, 33.9, 35.4, 122.7, 126.6, 127.7, 129.9, 130.2, 135.1, 137.8 (t, $^2J_{\text{CF}} = 27.1$ Hz), 142.5, 146.6, 150.2, 167.7; $^{19}\text{F-NMR}$ (235.3 MHz, CDCl_3) δ -126 (m 2F, CF_2), -122.4 (m 2F, CF_2), -117.2 (m 2F, CF_2), -101.6 (m 2F, CF_2), -80.7 (m 3F, CF_3). MS (m/z): 506 ($[\text{M} - \text{I}]^+$, 95). HRMS calcd. for $\text{C}_{22}\text{H}_{19}\text{F}_{11}\text{N}^+$: 506.1342, found 506.1348. Anal. Calcd. for $\text{C}_{22}\text{H}_{19}\text{F}_{11}\text{NI}$: C, 41.72; H, 3.02; N, 2.21. Found: C, 41.76; H, 3.05; N, 2.23.

2-Perfluoropentyl-N-(3-ethylphenyl)-6,7,8,9-tetrahydro-5H-cyclohepta[b]pyridinium (19f). 6.69 g of 3-ethylaniline **15f** (5.52×10^{-2} mol) and 2.47 g (2.21×10^{-2} mol) of cycloheptanone **16v** were added to a solution of 9.8 g (1.84×10^{-2} mol) of **14** ($R_{\text{F}} = \text{C}_5\text{F}_{11}$) in 98 mL of dry dichloromethane. The mixture was stirred for 4 h at reflux. 10.5 g of the title product **19f** were obtained, total yield 88%. Spectral data: $^1\text{H-NMR}$ (300.13 MHz, CDCl_3) δ 1.2 (t, $J = 8$ Hz, 3H, $\text{CH}_2\text{-CH}_3$), 1.6 (s, 2H), 1.9 (m, 4H), 2.7 (q, $J = 8$ Hz, 2H, $\text{CH}_2\text{-CH}_3$), 3 (m, 2H), 3.3 (m, 2H), 7.5 (m, 3H), 7.6 (m, 1H), 8.2 (d, $J = 8.4$ Hz, 1H), 8.9 (d, $J = 8$ Hz, 1H); $^{13}\text{C-NMR}$ (75.46 MHz, CDCl_3) δ 15.1, 24.3, 25.4, 28.4, 30.6, 33.9, 35.4, 124.1, 125.9, 127.7, 129.6, 131.5, 137.6 (t, $^2J_{\text{CF}} = 26.7$ Hz), 146.7, 150.2, 167.4; $^{19}\text{F-NMR}$ (235.3 MHz, CDCl_3) δ -126 (m 2F, CF_2), -122.4 (m 2F, CF_2), -117.2 (m 2F, CF_2), -102.2 (AB system, $^2J_{\text{FF}} = 263.3$ Hz, 1F, $\text{CF}_2\text{-CF}_2\text{-CF}_2\text{-CF}_2\text{-CF}_3$), -101.1 (AB system, $^2J_{\text{FF}} = 263.3$ Hz, 1F, $\text{CF}_2\text{-CF}_2\text{-CF}_2\text{-CF}_2\text{-CF}_3$), -80.7 (m 3F, CF_3). MS (m/z): 520 ($[\text{M} - \text{I}]^+$, 100). HRMS calcd. for $\text{C}_{23}\text{H}_{21}\text{F}_{11}\text{N}^+$: 520.1498, found 520.1501. Anal. Calcd. for $\text{C}_{23}\text{H}_{21}\text{F}_{11}\text{NI}$: C, 42.68; H, 3.27; N, 2.16. Found: C, 42.70; H, 3.28; N, 2.14.

2-Perfluoropentyl-N-(4-ethylphenyl)-6,7,8,9-tetrahydro-5H-cyclohepta[b]pyridinium (19g). 6.96 g of 4-ethylaniline **15g** (5.75×10^{-2} mol) and 2.58 g (2.3×10^{-2} mol) of cycloheptanone **16v** were added to a solution of 10.2 g (1.91×10^{-2} mol) of **14** ($R_{\text{F}} = \text{C}_5\text{F}_{11}$) in 102 mL of dry dichloromethane. The mixture was stirred for 4 h at reflux. 10.3 g of the title product **19g** were obtained, total yield 83%. Spectral data: $^1\text{H-NMR}$ (300.13 MHz, CDCl_3) δ 1.3 (t, $J = 7.6$ Hz, 3H, $\text{CH}_2\text{-CH}_3$), 1.6 (s, 2H), 1.8 (m, 4H), 2.71 (q, $J = 7.6$ Hz, 2H, $\text{CH}_2\text{-CH}_3$), 3 (m, 2H), 3.4 (m, 2H), 7.3 (d, $J = 8.4$ Hz, 2H), 7.6 (d, $J = 8.4$ Hz, 2H), 8.1 (d, $J = 8$ Hz, 1H), 8.8 (d, $J = 8$ Hz, 1H); $^{13}\text{C-NMR}$ (75.46 MHz, CDCl_3) δ 14.9, 24.2, 25.3, 28.5, 30.6, 33.9, 35.4, 126.7, 127.7, 128.9, 135.2, 137.8 (t, $^2J_{\text{CF}} = 27.1$ Hz), 146.6, 148.6, 150.2, 167.7; $^{19}\text{F-NMR}$ (235.3 MHz, CDCl_3) δ -126.1 (m 2F, CF_2), -122.5 (m 2F, CF_2), -117.2 (m 2F, CF_2), -101.6 (m 2F, CF_2), -80.8 (m 3F, CF_3). MS (m/z): 520 ($[\text{M} - \text{I}]^+$, 100). HRMS calcd. for $\text{C}_{23}\text{H}_{21}\text{F}_{11}\text{N}^+$: 520.1498, found 520.1499. Anal. Calcd. for $\text{C}_{23}\text{H}_{21}\text{F}_{11}\text{NI}$: C, 42.68; H, 3.27; N, 2.16. Found: C, 42.69; H, 3.29; N, 2.15.

2-Perfluoropentyl-N-(3-chlorophenyl)-6,7,8,9-tetrahydro-5H-cyclohepta[b]pyridinium (19i). 6.4 g of 3-chloroaniline **15i** (5.01×10^{-2} mol) and 2.25 g (2.10×10^{-2} mol) of cycloheptanone **16v** were added to a solution of 8.9 g (1.67×10^{-2} mol) of **14** ($R_{\text{F}} = \text{C}_5\text{F}_{11}$) in 89 mL of dry dichloromethane. The mixture was stirred for 4 h at reflux. 7.65 g of the title product **19i** were obtained, total yield 70%. Spectral data: $^1\text{H-NMR}$ (300.13 MHz, CDCl_3) δ 1.6–2.2 (m, 6H), 3.1 (m, 2H), 3.4 (s, 2H), 7.6 (t, $J = 8.1$ Hz, 1H), 7.7 (d, $J = 8.2$ Hz, 1H), 7.9 (s, 1H), 8.1 (d, $J = 7.9$ Hz, 1H), 8.3 (d, $J = 8.1$ Hz, 1H), 8.9 (d, $J = 8.2$ Hz, 1H); $^{13}\text{C-NMR}$ (75.46 MHz, CDCl_3) δ 24.1, 25.2, 30.7, 34, 34.3, 35.5, 127.9, 128.5, 129.8, 136.1, 137.7 (t, $^2J_{\text{CF}}$

= 26.8 Hz), 138.5, 146.8, 150.5, 167.7; ^{19}F -NMR (235.3 MHz, CDCl_3) δ -126 (m 2F, CF_2), -122.4 (m 2F, CF_2), -117.2 (m 2F, CF_2), -101.5 (m 2F, CF_2), -80.7 (m 3F, CF_3). MS (m/z): 526 ($[\text{M} - \text{I}]^+$, 100). HRMS calcd. for $\text{C}_{21}\text{H}_{16}\text{F}_{11}\text{NCl}^+$: 526.0796, found 526.0799. Anal. Calcd. for $\text{C}_{21}\text{H}_{16}\text{F}_{11}\text{NCl}$: C, 38.58; H, 2.47; N, 2.14. Found: C, 38.61; H, 2.48; N, 2.14.

2-Perfluoropentyl-N-(4-chlorophenyl)-6,7,8,9-tetrahydro-5H-cyclohepta[b]pyridinium (19j). 7.26 g of 4-chloroaniline **15j** (5.69×10^{-2} mol) and 2.55 g (2.27×10^{-2} mol) of cycloheptanone **16v** were added to a solution of 10.1 g (1.89×10^{-2} mol) of **14** ($R_F = \text{C}_5\text{F}_{11}$) in 101 mL of dry dichloromethane. The mixture was stirred for 4 h at reflux. 9.68 g of the title product **19j** were obtained, total yield 78%. Spectral data: ^1H -NMR (300.13 MHz, CDCl_3) δ 1.7 (m, 2H), 1.9 (m, 4H), 3 (m, 2H), 3.3 (m, 2H), 7.5 (d, $J = 8.8$ Hz, 2H), 7.8 (d, $J = 8.8$ Hz, 2H), 8.2 (d, $J = 8$ Hz, 1H), 8.8 (d, $J = 8.3$ Hz, 1H); ^{13}C -NMR (75.46 MHz, CDCl_3) δ 24, 25.2, 30.7, 33.9, 34.2, 35.4, 127.9, 128.4, 129.9, 136.1, 137.5 (t, $^2J_{\text{CF}} = 26.8$ Hz), 138.3, 146.8, 150.5, 167.6; ^{19}F -NMR (235.3 MHz, CDCl_3) δ -126 (m 2F, CF_2), -122.3 (m 2F, CF_2), -117.3 (m 2F, CF_2), -101.5 (m 2F, CF_2), -80.7 (m 3F, CF_3). MS (m/z): 526 ($[\text{M} - \text{I}]^+$, 100). HRMS calcd. for $\text{C}_{21}\text{H}_{16}\text{F}_{11}\text{NCl}^+$: 526.0796, found 526.0797. Anal. Calcd. for $\text{C}_{21}\text{H}_{16}\text{F}_{11}\text{NCl}$: C, 38.58; H, 2.47; N, 2.14. Found: C, 38.60; H, 2.47; N, 2.13.

2-Perfluoropentyl-N-(2-methoxyphenyl)-6,7,8,9-tetrahydro-5H-cyclohepta[b]pyridinium (19k). 6.18 g of 2-anisidine **15k** (5.01×10^{-2} mol) and 2.25 g (2×10^{-2} mol) of cycloheptanone **16v** were added to a solution of 8.9 g (1.67×10^{-2} mol) of **14** ($R_F = \text{C}_5\text{F}_{11}$) in 45 mL of dry dichloromethane. The mixture was stirred for 6 h at reflux. 7.6 g of the title product **19k** were obtained, total yield 70%. Spectral data: ^1H -NMR (300.13 MHz, CDCl_3) δ 1.5 (m, 1H), 1.7–2 (m, 4H), 2.1 (m, 1H), 2.9 (m, 1H), 3.2–3.5 (m, 3H), 3.8 (s, 3H, OCH_3), 7.2 (d, $J = 8.3$ Hz, 1H), 7.3 (t, $J = 7.6$ Hz, 1H), 7.7 (t, $J = 8.8$ Hz, 1H), 8 (s, 1H), 8.3 (d, $J = 8.1$ Hz, 1H), 9 (d, $J = 8.2$ Hz, 1H); ^{13}C -NMR (75.46 MHz, CDCl_3) δ 24, 25.1, 30.7, 34.4, 34.3, 35.6, 127.8, 128.5, 130, 136.1, 137.8 (t, $^2J_{\text{CF}} = 26.9$ Hz), 138.8, 147, 151.5, 167.5; ^{19}F -NMR (282.4 MHz, $\text{DMSO}-d_6$) δ -126.5 (AB system, $^2J_{\text{FF}} = 284.5$ Hz, 1F, $\text{CF}_2\text{-CF}_2\text{-CF}_2\text{-CF}_2\text{-CF}_3$), -125.5 (AB system, $^2J_{\text{FF}} = 284.5$ Hz, 1F, $\text{CF}_2\text{-CF}_2\text{-CF}_2\text{-CF}_2\text{-CF}_3$), -123 (AB system, $^2J_{\text{FF}} = 355.2$ Hz, 1F, $\text{CF}_2\text{-CF}_2\text{-CF}_2\text{-CF}_2\text{-CF}_3$), -121.8 (AB system, $^2J_{\text{FF}} = 355.2$ Hz, 1F, $\text{CF}_2\text{-CF}_2\text{-CF}_2\text{-CF}_2\text{-CF}_3$), -119.1 (AB system, $^2J_{\text{FF}} = 380.5$ Hz, 1F, $\text{CF}_2\text{-CF}_2\text{-CF}_2\text{-CF}_2\text{-CF}_3$), -116.5 (AB system, $^2J_{\text{FF}} = 380.5$ Hz, 1F, $\text{CF}_2\text{-CF}_2\text{-CF}_2\text{-CF}_2\text{-CF}_3$), -107.1 (AB system, $^2J_{\text{FF}} = 350$ Hz, 1F, $\text{CF}_2\text{-CF}_2\text{-CF}_2\text{-CF}_2\text{-CF}_3$), -99.5 (AB system, $^2J_{\text{FF}} = 350$ Hz, 1F, $\text{CF}_2\text{-CF}_2\text{-CF}_2\text{-CF}_2\text{-CF}_3$), -80.69 (m 3F, CF_3). MS (m/z): 522 ($[\text{M} - \text{I}]^+$, 100). HRMS calcd. for $\text{C}_{22}\text{H}_{19}\text{F}_{11}\text{NO}^+$: 522.1291, found 522.1297. Anal. Calcd. for $\text{C}_{22}\text{H}_{19}\text{F}_{11}\text{NIO}$: C, 40.70; H, 2.95; N, 2.16. Found: C, 40.73; H, 2.96; N, 2.16.

2-Perfluoropentyl-N-(4-methoxyphenyl)-6,7,8,9-tetrahydro-5H-cyclohepta[b]pyridinium (19l). 6.66 g of 4-anisidine **15l** (5.41×10^{-2} mol) and 2.42 g (2.16×10^{-2} mol) of cycloheptanone **16v** were added to a solution of 9.6 g (1.8×10^{-2} mol) of **14** ($R_F = \text{C}_5\text{F}_{11}$) in 96 mL of dry dichloromethane. The mixture was stirred for 4 h at reflux. 10.31 g of the title product **19l** were obtained, total yield 88%. Spectral data: ^1H -NMR (300.13 MHz, CDCl_3) δ 1.7 (m, 2H), 1.9 (m, 4H), 3 (m, 2H), 3.3 (m, 2H), 3.8 (s, 3H, OCH_3), 7 (d, $J = 8.8$ Hz, 2H), 7.6 (d, $J = 8.4$ Hz, 2H), 8.1 (d, $J = 8.4$ Hz, 1H), 8.7 (d, $J = 8$ Hz, 1H); ^{13}C -NMR (75.46 MHz, CDCl_3) δ 24.3, 25.3, 30.7, 33.9, 35.5, 55.8, 114.6, 127.6, 128.2, 130, 138.2, 146.5, 150.2, 161.7, 168.2; ^{19}F -NMR (235.3 MHz, CDCl_3) δ -126 (m 2F, CF_2), -122.3 (m 2F, CF_2), -117.2 (m 2F, CF_2), -101.5 (m 2F, CF_2), -80.7 (m 3F, CF_3). MS (m/z): 522 ($[\text{M} - \text{I}]^+$, 100). HRMS calcd. for $\text{C}_{22}\text{H}_{19}\text{F}_{11}\text{NO}^+$: 522.1291, found 522.1295. Anal. Calcd. for $\text{C}_{22}\text{H}_{19}\text{F}_{11}\text{NIO}$: C, 40.70; H, 2.95; N, 2.16. Found: C, 40.74; H, 2.95; N, 2.13.

3.3. General Procedure for the Synthesis of 2-Trifluoromethylated and 2-Perfluoroalkylated 6-Methyl-N-(*o*-*p*-Carboxyphenyl)Pyridinium Iodides (**17m–n'**), N-(*O*-*p*-Carboxyphenyl)-5,6,7,8-Tetrahydroquinolinium Iodides (**18m–n**) and N-(*O*-Carboxyphenyl)-6,7,8,9-Tetrahydro-5H-Cyclohepta[b]Pyridinium Iodide (**19m**)

To a stirred solution of 1-acetoxy-1-iodo-perfluoroalkylethane compounds **14** or **14'** (1 equiv.) in anhydrous dichloromethane (5 mL DCM for 1 g of **14–14'**), was added three equiv. of the corresponding

aminobenzoic acid **15m–n** and 1.2 equiv. of ketone **16t–v**. The mixture was stirred under reflux for 12 h (Tables 1–3) until complete consumption of **14–14'** (monitored by TLC eluent petroleum ether/ethyl acetate: 80/20 *v/v*, and ^{19}F -NMR of aliquots). When the reaction was completed, the mixture was allowed to cool to r.t. then the brown precipitate accumulated during the reaction was separated by vacuum filtration (it was subsequently identified as anilinium salts by NMR and MS). Then a mixture of petroleum ether and ethyl ether (40/60 *v/v*) was added to the filtrate and the corresponding pyridinium iodides **17m–n'**, **18m–n** and **19m** instantly precipitate and were isolated by vacuum filtration as amorphous solids.

2-Perfluoropentyl-6-methyl-N-(2-carboxyphenyl)pyridinium iodide (17m). 7.34 g of 2-aminobenzoic acid **15m** (5.35×10^{-2} mole) and 1.58 mL or 1.24 g (2.14×10^{-2} mole) of acetone **16t** were added to a solution of 9.5 g (1.78×10^{-2} mole) of **14** ($R_F = \text{C}_5\text{F}_{11}$) in 48 mL of dry dichloromethane. The mixture was stirred for 12 h at reflux. 5.43 g of the title product **17m** were obtained, total yield 50%. ^1H -NMR (300.13 MHz, $\text{DMSO-}d_6$) δ 2.4 (s, 3H, CH_3), 7.7–7.9 (m, 3 H), 8.2 (d, $J = 8$ Hz, 1H), 8.7 (m, 2H), 9 (t, $J = 8$ Hz, 1H), 13.9 (bs, 1H, CO_2H); ^{13}C -NMR (75.46 MHz, $\text{DMSO-}d_6$) δ 22.9 (s, CH_3), 127.9, 128.6, 129.4, 132.8, 133.6, 134.4, 137, 139.7 (t, $^2J_{\text{CF}} = 25.1$ Hz), 148.2, 163.4, 165.1 (s, CO_2H); ^{19}F -NMR (282.4 MHz, $\text{DMSO-}d_6$) δ -126.7 (AB system, $^2J_{\text{FF}} = 288.7$ Hz, 1F, $\text{CF}_2\text{-CF}_2\text{-CF}_2\text{-CF}_2\text{-CF}_3$), -125.7 (AB system, $^2J_{\text{FF}} = 288.7$ Hz, 1F, $\text{CF}_2\text{-CF}_2\text{-CF}_2\text{-CF}_2\text{-CF}_3$), -122.8 (AB system, $^2J_{\text{FF}} = 289$ Hz, 1F, $\text{CF}_2\text{-CF}_2\text{-CF}_2\text{-CF}_2\text{-CF}_3$), -121.8 (AB system, $^2J_{\text{FF}} = 289$ Hz, 1F, $\text{CF}_2\text{-CF}_2\text{-CF}_2\text{-CF}_2\text{-CF}_3$), -119.2 (AB system, $^2J_{\text{FF}} = 310.2$ Hz, 1F, $\text{CF}_2\text{-CF}_2\text{-CF}_2\text{-CF}_2\text{-CF}_3$), -116.3 (AB system, $^2J_{\text{FF}} = 310.2$ Hz, 1F, $\text{CF}_2\text{-CF}_2\text{-CF}_2\text{-CF}_2\text{-CF}_3$), -107.5 (AB system, $^2J_{\text{FF}} = 282.5$ Hz, 1F, $\text{CF}_2\text{-CF}_2\text{-CF}_2\text{-CF}_2\text{-CF}_3$), -99.1 (AB system, $^2J_{\text{FF}} = 282.5$ Hz, 1F, $\text{CF}_2\text{-CF}_2\text{-CF}_2\text{-CF}_2\text{-CF}_3$), -80.69 (m 3F, CF_3). MS (*m/z*): 482 ($[\text{M} - \text{I}]^+$, 100). HRMS calcd. for $\text{C}_{18}\text{H}_{11}\text{F}_{11}\text{NO}_2^+$ 482.0614, found 482.0622. Anal. Calcd. for $\text{C}_{18}\text{H}_{11}\text{F}_{11}\text{INO}_2$: C, 35.49; H, 1.82; N, 2.30. Found: C, 35.51; H, 1.82; N, 2.33.

2-Trifluoromethyl-6-methyl-N-(2-carboxyphenyl)pyridinium iodide (17m'). 11.02 g of 2-aminobenzoic acid **15m** (8.04×10^{-2} mol) and 2.37 mL or 1.86 g (3.21×10^{-2} mol) of acetone **16t** were added to a solution of 8.9 g (2.68×10^{-2} mol) of **14'** ($R_F = \text{CF}_3$) in 89 mL of dry dichloromethane. The mixture was stirred for 12 h at reflux. 5.7 g of the title product **17m'** were obtained, total yield 52%. Spectral data: ^1H -NMR (300.13 MHz, $\text{DMSO-}d_6$) δ 2.3 (s, 3H, CH_3), 7.7–7.8 (m, 3 H), 8 (d, $J = 8.1$ Hz, 1H), 8.8 (m, 2H), 9 (t, $J = 8$ Hz, 1H), 14.2 (bs, 1H, CO_2H); ^{13}C -NMR (75.46 MHz, $\text{DMSO-}d_6$) δ 21.9 (s, CH_3), 118.5 (q, CF_3 , $^1J_{\text{CF}} = 280.2$ Hz), 127.5 (q, $^3J_{\text{CF}} = 3.9$ Hz), 128, 133.7, 140.2, 140.7, 146, 148.1 (q, C-CF_3 , $^2J_{\text{CF}} = 36.6$ Hz), 163, 167 (s, CO_2H); ^{19}F -NMR (282.4 MHz, $\text{DMSO-}d_6$) δ -60.3 (s 3F, CF_3). MS (*m/z*): 282 ($[\text{M} - \text{I}]^+$, 100). HRMS calcd. for $\text{C}_{14}\text{H}_{11}\text{F}_3\text{NO}_2^+$: 282.0742, found 282.0745. Anal. Calcd. for $\text{C}_{14}\text{H}_{11}\text{F}_3\text{INO}_2$: C, 41.10; H, 2.71; N, 3.42. Found: C, 41.13; H, 2.72; N, 3.40.

2-Perfluoropentyl-6-methyl-N-(4-carboxyphenyl)pyridinium iodide (17n). 8.27 g of 4-aminobenzoic acid **15n** (6.03×10^{-2} mol) and 1.78 mL or 1.39 g (2.41×10^{-2} mol) of acetone **16t** were added to a solution of 10.7 g (2.01×10^{-2} mol) of **14** ($R_F = \text{C}_5\text{F}_{11}$) in 107 mL of dry dichloromethane. The mixture was stirred for 12 h at reflux. 7.35 g of the title product **17n** were obtained, total yield 60%. ^1H -NMR (300.13 MHz, $\text{DMSO-}d_6$) δ 2.5 (s, 3H, CH_3), 8 (d, $J = 8.1$ Hz, 2H, Ph-*H*), 8.3 (d, $J = 8.1$ Hz, 2H, Ph-*H*), 8.8 (m, 2H, Py-*H*), 9 (t, $J = 8$ Hz, 1H, Py-*H*), 13.8 (bs, 1H, CO_2H); ^{13}C -NMR (75.46 MHz, $\text{DMSO-}d_6$) δ 22.9 (s, CH_3), 127.1, 128.7, 130.5, 133.8, 139.7, 140.7, 146, 147.6, 163.1, 165.9 (s, CO_2H); ^{19}F -NMR (282.4 MHz, $\text{DMSO-}d_6$) δ -125.8 (s 2F, $\text{CF}_2\text{-CF}_2\text{-CF}_2\text{-CF}_2\text{-CF}_3$), -122.3 (s 2F, $\text{CF}_2\text{-CF}_2\text{-CF}_2\text{-CF}_2\text{-CF}_3$), -117.7 (s 2F, $\text{CF}_2\text{-CF}_2\text{-CF}_2\text{-CF}_2\text{-CF}_3$), -101.8 (s, 2F, $\text{CF}_2\text{-CF}_2\text{-CF}_2\text{-CF}_2\text{-CF}_3$), -80.2 (m 3F, $\text{CF}_2\text{-CF}_2\text{-CF}_2\text{-CF}_2\text{-CF}_3$). MS (*m/z*): 482 ($[\text{M} - \text{I}]^+$, 100). HRMS calcd. for $\text{C}_{18}\text{H}_{11}\text{F}_{11}\text{NO}_2^+$: 482.0614, found 482.0620. Anal. Calcd. for $\text{C}_{18}\text{H}_{11}\text{F}_{11}\text{INO}_2$: C, 35.49; H, 1.82; N, 2.30. Found: C, 35.52; H, 1.83; N, 2.28.

2-Trifluoromethyl-6-methyl-N-(4-carboxyphenyl)pyridinium iodide (17n'). 12.63 g of 4-aminobenzoic acid **15n** (9.21×10^{-2} mol) and 2.72 mL or 2.13 g (3.68×10^{-2} mol) of acetone **16t** were added to a solution of 10.2 g (3.07×10^{-2} mol) of **14'** ($R_F = \text{CF}_3$) in 102 mL of dry dichloromethane. The mixture was stirred for 12 h at reflux. 7.54 g of the title product **17n'** were obtained, total yield 60%. Spectral data: ^1H -NMR

(300.13 MHz, DMSO- d_6) δ 2.5 (s, 3H, CH₃), 8.1 (d, J = 8 Hz, 2H), 8.3 (d, J = 8 Hz, 2H), 8.7 (m, 2H), 9.1 (t, J = 8 Hz, 1H), 14 (bs, 1H, CO₂H); ¹³C-NMR (75.46 MHz, DMSO- d_6) δ 22.7 (s, CH₃), 118 (q, CF₃, ¹ J_{CF} = 279 Hz), 127.1 (q, ³ J_{CF} = 4.2 Hz), 128, 130.4, 133.7, 140, 140.7, 146, 147.6 (q, C-CF₃, ² J_{CF} = 35.5 Hz), 163, 166 (s, CO₂H); ¹⁹F-NMR (282.4 MHz, DMSO- d_6) δ -59.9 (s 3F, CF₃). MS (m/z): 282 ([M - I]⁺, 100). HRMS calcd. for C₁₄H₁₁F₃NO₂⁺: 282.0742, found 282.0747. Anal. Calcd. for C₁₄H₁₁F₃INO₂: C, 41.10; H, 2.71; N, 3.42. Found: C, 41.14; H, 2.70; N, 3.40.

2-Perfluoropentyl-N-(2-carboxyphenyl)-5,6,7,8-tetrahydroquinolinium iodide (18m). 7.88 g of 2-aminobenzoic acid **15m** (5.75×10^{-2} mol) and 2.25 g (2.3×10^{-2} mole) of cyclohexanone **16u** were added to a solution of 10.2 g (1.91×10^{-2} mol) of **14** (R_F = C₅F₁₁) in 51 mL of dry dichloromethane. The mixture was stirred for 12 h at reflux. 8.96 g of the title product **18m** were obtained, total yield 72%. ¹H-NMR (300.13 MHz, CDCl₃) δ 1.8 (s, 2H, CH₂, cyclohexyl group), 2 (s, 2H, CH₂, cyclohexyl group), 2.4 (m, 1H, CH₂, cyclohexyl group), 2.7 (m, 1H, CH₂, cyclohexyl group), 3.1 (m, 1H, CH₂, cyclohexyl group), 3.3 (m, 1H, CH₂, cyclohexyl group), 6.9 (bs, 1H, CO₂H), 7.8 (m, 3H, Ph-H), 8.2 (d, J = 7.4 Hz, 1H, Ph-H), 8.4 (d, J = 8.1 Hz, 1H, Py-H), 8.9 (d, J = 8.2 Hz, 1H, Py-H); ¹H-NMR (400.13 MHz, DMSO- d_6) δ 1.6–1.8 (m, 4H, CH₂, cyclohexyl group), 2.3 (m, 1H, CH₂, cyclohexyl group), 2.6 (m, 1H, CH₂, cyclohexyl group), 3.2 (m, 2H, CH₂, cyclohexyl group), 7.8–8 (m, 3H, Ph-H), 8.3 (d, J = 8 Hz, 1H, Ph-H), 8.6 (d, J = 8 Hz, 1H, Py-H), 8.9 (d, J = 8 Hz, 1H, Py-H); ¹³C-NMR (75.46 MHz, CDCl₃) δ 19.9, 21.4, 29.5, 30.5, 126.5, 126.7, 130.6, 132.2, 132.7, 133.2, 136.4, 139.3 (t, ² J_{CF} = 25 Hz), 144.4, 147.5, 161.6, 165.8 (s, CO₂H); ¹³C-NMR (100.6 MHz, DMSO- d_6) δ 20, 21.4, 29.1, 30.3, 127.2 (t, ³ J_{CF} = 4 Hz, =C-H, Py), 128.5, 132.6, 133, 134.6, 136.6, 137.2, 137.4 (t, ² J_{CF} = 22.13 Hz, =C-CF₂, Py), 144.7, 148, 162.2, 164.9 (s, CO₂H); ¹⁹F-NMR (282.4 MHz, DMSO- d_6) δ -126.5 (AB system, ² J_{FF} = 282 Hz, 1F, CF₂-CF₂-CF₂-CF₂-CF₃), -125.3 (AB system, ² J_{FF} = 282 Hz, 1F, CF₂-CF₂-CF₂-CF₂-CF₃), -123 (AB system, ² J_{FF} = 367 Hz, 1F, CF₂-CF₂-CF₂-CF₂-CF₃), -121.9 (AB system, ² J_{FF} = 367 Hz, 1F, CF₂-CF₂-CF₂-CF₂-CF₃), -118.9 (AB system, ² J_{FF} = 338 Hz, 1F, CF₂-CF₂-CF₂-CF₂-CF₃), -117 (AB system, ² J_{FF} = 338 Hz, 1F, CF₂-CF₂-CF₂-CF₂-CF₃), -107 (AB system, ² J_{FF} = 310 Hz, 1F, CF₂-CF₂-CF₂-CF₂-CF₃), -98.5 (AB system, ² J_{FF} = 310 Hz, 1F, CF₂-CF₂-CF₂-CF₂-CF₃), -80.31 (m 3F, CF₃). MS (m/z): 522 ([M - I]⁺, 98). HRMS calcd. for C₂₁H₁₅F₁₁NO₂⁺ 522.0927, found 522.0933. Anal. Calcd. for C₂₁H₁₅F₁₁NIO₂: C, 38.85; H, 2.33; N, 2.16. Found: C, 38.88; H, 2.34; N, 2.15.

2-Perfluoropentyl-N-(4-carboxyphenyl)-5,6,7,8-tetrahydroquinolinium iodide (18n). 8.27 g of 4-aminobenzoic acid **15n** (6.03×10^{-2} mol) and 2.36 g (2.41×10^{-2} mol) of cyclohexanone **16u** were added to a solution of 10.7 g (2.01×10^{-2} mol) of **14** (R_F = C₅F₁₁) in 53.5 mL of dry dichloromethane. The mixture was stirred for 12 h at reflux. 9.14 g of the title product **18n** were obtained, total yield 70%. Spectral data: ¹H-NMR (300.13 MHz, CDCl₃) δ 2 (m, 4H), 2.6 (m, 2H), 3.4 (m, 2H), 7.9 (d, J = 8 Hz, 2H), 8.2 (d, J = 8 Hz, 2H), 8.8 (d, J = 8.1 Hz, 1H), 9 (d, J = 8.1 Hz, 1H) 12.9 (bs, 1H, CO₂H); ¹³C-NMR (75.46MHz, CDCl₃) δ 20.8, 21, 29.2, 31.5, 125.5, 127, 128.4, 129.5, 133.7, 139.7 (t, ² J_{CF} = 24.3 Hz), 146, 147.2, 163.1, 166 (s, CO₂H); ¹⁹F-NMR (235.3 MHz, CDCl₃) δ -125.9 (m 2F, CF₂), -122.5 (m 2F, CF₂), -117.7 (m 2F, CF₂), -101.5 (m 2F, CF₂), -80.4 (m 3F, CF₃). MS (m/z): 522 ([M - I]⁺, 90). HRMS calcd. for C₂₁H₁₅F₁₁NO₂⁺: 522.0927, found 522.0931. Anal. Calcd. for C₂₁H₁₅F₁₁NIO₂: C, 38.85; H, 2.33; N, 2.16. Found: C, 38.89; H, 2.34; N, 2.15.

2-Perfluoropentyl-N-(2-carboxyphenyl)-6,7,8,9-tetrahydro-5H-cyclohepta[b]pyridinium (19m). 8.35 g of 2-aminobenzoic acid **15m** (6.09×10^{-2} mol) and 2.73 g (2.43×10^{-2} mole) of cycloheptanone **16v** were added to a solution of 10.8 g (2.03×10^{-2} mole) of **14** (R_F = C₅F₁₁) in 54 mL of dry dichloromethane. The mixture was stirred for 6 h at reflux. 9.15 g of the title product **19m** were obtained, total yield 68%. ¹H-NMR (300.13 MHz, CDCl₃) δ 1.4–2 (m, 6H, CH₂, cycloheptyl group), 2.7 (m, 1H, CH₂, cycloheptyl group), 3 (m, 1H, CH₂, cycloheptyl group), 3.3–3.4 (m, 2H, CH₂, cycloheptyl group), 7.7 (bs, 1H, CO₂H), 7.77 (m, 3H, Ar-H), 8.1 (d, J = 8 Hz, 1H, Ar-H), 8.3 (d, J = 8 Hz, 1H, Py-H), 8.9 (d, J = 8 Hz, 1H, Py-H); ¹H-NMR (300.13 MHz, DMSO- d_6) δ 1.4 (m, 1H, CH₂, cycloheptyl group), 1.6–1.9 (m, 5H, CH₂, cycloheptyl group), 2.8 (m, 2H, CH₂, cycloheptyl group), 3.3 (m, 2H, CH₂, cycloheptyl group), 7.9 (m, 2H, Ar-H), 8 (m, 1H, Ar-H), 8.4 (d, J = 6 Hz, 1H, Ar-H), 8.6 (d, J = 6.15 Hz, 1H, Py-H), 8.9 (d, J = 6.18 Hz, 1H, Py-H); ¹³C-NMR (75.46MHz, DMSO- d_6) δ 24, 25.5, 30.4, 33.4,

35.3, 127.2, 127.5, 129.7, 132.2, 132.6, 132.9, 137.1, 138.2 (t, $^2J_{CF} = 20.1$ Hz), 147.1, 149.2, 165.1, 166.6; ^{19}F -NMR (282.4 MHz, DMSO- d_6) δ -126.6 (AB system, $^2J_{FF} = 293.4$ Hz, 1F, $\text{CF}_2\text{-CF}_2\text{-CF}_2\text{-CF}_2\text{-CF}_3$), -125.5 (AB system, $^2J_{FF} = 293.4$ Hz, 1F, $\text{CF}_2\text{-CF}_2\text{-CF}_2\text{-CF}_2\text{-CF}_3$), -123.4 (AB system, $^2J_{FF} = 297.1$ Hz, 1F, $\text{CF}_2\text{-CF}_2\text{-CF}_2\text{-CF}_2\text{-CF}_3$), -122.3 (AB system, $^2J_{FF} = 297.1$ Hz, 1F, $\text{CF}_2\text{-CF}_2\text{-CF}_2\text{-CF}_2\text{-CF}_3$), -119 (AB system, $^2J_{FF} = 300.96$ Hz, 1F, $\text{CF}_2\text{-CF}_2\text{-CF}_2\text{-CF}_2\text{-CF}_3$), -116.5 (AB system, $^2J_{FF} = 300.96$ Hz, 1F, $\text{CF}_2\text{-CF}_2\text{-CF}_2\text{-CF}_2\text{-CF}_3$), -108.2 (AB system, $^2J_{FF} = 285.9$ Hz, 1F, $\text{CF}_2\text{-CF}_2\text{-CF}_2\text{-CF}_2\text{-CF}_3$), -97.9 (AB system, $^2J_{FF} = 285.9$ Hz, 1F, $\text{CF}_2\text{-CF}_2\text{-CF}_2\text{-CF}_2\text{-CF}_3$), -80.86 (m 3F, CF_3). MS (m/z): 536 ($[\text{M} - \text{I}]^+$, 95). HRMS calcd. for $\text{C}_{22}\text{H}_{17}\text{F}_{11}\text{NO}_2^+$ 536.1084, found 536.1089. Anal. Calcd. for $\text{C}_{22}\text{H}_{17}\text{F}_{11}\text{NIO}_2$: C, 39.84; H, 2.58; N, 2.11. Found: C, 39.86; H, 2.59; N, 2.10.

3.4. General Procedure for the Synthesis 2-Trifluoromethyl or 2-Perfluoroalkyl-7-Methoxyquinolines **20o-o'**

To a stirred solution of 1-acetoxy-1-iodo-perfluoroalkylethane compounds **14** or **14'** (1 equiv.) in anhydrous dichloromethane (10 mL DCM for 1 g of **14-14'**), was added 3 equiv. of *meta*-anisidine **15o**. The mixture was stirred under reflux for the desired time (12 h, Table 4) until complete consumption of **14-14'** (monitored by TLC eluent petroleum ether/ethyl acetate: 80/20 *v/v*, and ^{19}F -NMR of aliquots). When the reaction was completed, the mixture was concentrated under reduced pressure and then stirred with diethyl ether. An excess of petroleum ether was added; the precipitate that had formed was eliminated by vacuum filtration and washed three times with petroleum ether. The filtrate was concentrated in vacuo to give a brown oil. Chromatography over silica gel column (eluent, petroleum ether/ethyl acetate 98/2 *v/v*) left a yellow oil which was crystallized from methanol/water to give pure samples of the corresponding quinolines **20o-o'**.

3.5. General Procedure for the Synthesis 2-Trifluoromethyl or 2-Perfluoroalkyl-7-Methoxyquinolines **20o-o'** in the Presence of Ketones **16t-v**

To a stirred solution of 1-acetoxy-1-iodo-perfluoroalkylethane compounds **14** or **14'** (1 equiv.) in anhydrous dichloromethane (10 mL DCM for 1 g of **14-14'**), was added three equiv. of *meta*-anisidine **15o** and 1.2 equiv. of ketone **16t-v**. The mixture was stirred under reflux for desired time (12 h, Table 4) until complete consumption of **14-14'** (monitored by TLC eluent petroleum ether/ethyl acetate: 80/20 *v/v*, and ^{19}F -NMR of aliquots). When the reaction was completed, the mixture was concentrated under reduced pressure and then stirred with a mixture of petroleum ether/ethyl acetate. Chromatography over silica gel column (eluent, petroleum ether/ethyl acetate 98/2 *v/v*) left a yellow oil which was crystallized from methanol/water to give pure samples of the corresponding quinolines **20o-o'**. We were able to isolate unreacted ketones **16t-v** from the corresponding reactions (1.2 equivalent) which were identified and characterized by NMR and mass spectroscopy

2-Perfluoropentyl-6-methoxyquinoline (20o). 6.25 g of *meta*-anisidine **15o** (5.07×10^{-2} mol) and 2.03×10^{-2} mole of the corresponding ketone (1.17 g of acetone **16t** or 1.99 g of cyclohexanone **16u** or 2.27 g of cycloheptanone **16v**) were added to a solution of 9 g (1.69×10^{-2} mole) of **14** ($R_F = \text{C}_5\text{F}_{11}$) in 90 mL of dry dichloromethane. The mixture was stirred for 12 h at reflux. In the presence of acetone: 6.1 g of **20o** (85% yield) and 0.5 g of **16t**. Or in the presence of cyclohexanone: 5.9 g of **20o** (82% yield) and 1.9 g of **16u**. Or in the case of cycloheptanone: 5.9 g of **20o** (82% yield) and 2.25 g of **16v** were obtained respectively.

Or 6.8 g of *meta*-anisidine **15o** (5.52×10^{-2} mol) were added to a solution of 9.8 g (1.84×10^{-2} mol) of **14** ($R_F = \text{C}_5\text{F}_{11}$) in 98 mL of dry dichloromethane. The mixture was stirred for 12 h at reflux. 6.6 g (84% yield) of quinoline **20o** were obtained respectively. ^1H -NMR (300.13 MHz, CDCl_3) δ 3.8 (s, 3H, OCH_3), 7.5 (d, $J = 8.5$ Hz, 1H), 7.8 (d, $J = 8.6$ Hz, 1H), 8 (m, 2H), 8.6 (d, $J = 8.6$ Hz, 1H); ^{13}C -NMR (75.46 MHz, CDCl_3) δ 55.6 (s, OCH_3), 117.6, 126.5, 130.5, 130.7, 135.2, 138.7, 139.8, 146.3, 147.8 (t, $^2J_{CF} = 26$ Hz, C- CF_2); ^{19}F -NMR (282.4 MHz, CDCl_3) δ -126.5 (m 2F, $\text{CF}_2\text{-CF}_2\text{-CF}_2\text{-CF}_2\text{-CF}_3$), -122.5 (m 2F, $\text{CF}_2\text{-CF}_2\text{-CF}_2\text{-CF}_2\text{-CF}_3$), -122 (m 2F, $\text{CF}_2\text{-CF}_2\text{-CF}_2\text{-CF}_2\text{-CF}_3$), -114.5 (m, 2F, $\text{CF}_2\text{-CF}_2\text{-CF}_2\text{-CF}_2\text{-CF}_3$), -81.2 (m 3F, $\text{CF}_2\text{-CF}_2\text{-CF}_2\text{-CF}_2\text{-CF}_3$). MS (m/z): 428 $[\text{M} + \text{H}]^+$. HRMS m/z $[\text{M} + \text{H}]^+$ calcd. for

$C_{15}H_9F_{11}NO^+$: 428.0508, found: 428.0510. Anal calcd. for $C_{15}H_8F_{11}NO$: C, 42.17; H, 1.89; N, 3.28, found: C, 42.19; H, 1.88; N, 3.26.

2-Trifluoromethyl-6-methoxyquinoline (20o'). 10.9 g of 3-anisidine **15o** (8.85×10^{-2} mol) and 2.6 mL or 2 g (3.54×10^{-2} mol) of acetone **16t** were added to a solution of 9.8 g (2.95×10^{-2} mol) of **14'** ($R'_F = C_2F_5$) in 98 mL of dry dichloromethane. The mixture was stirred for 12 h at reflux. 5.9 g of the quinoline **20o'** were obtained, total yield 88%. Spectral data: 1H -NMR (300.13 MHz, $CDCl_3$) δ 3.8 (s, 3H, OCH_3), 7.6 (d, $J = 8.4$ Hz, 1H), 7.8 (d, $J = 8.5$ Hz, 1H), 7.9–8 (m, 2H), 8.5 (d, $J = 8.5$ Hz, 1H); ^{13}C -NMR (75.46 MHz, $CDCl_3$) δ 55.5 (s, OCH_3), 116.5 (q, $^3J_{CF} = 2.1$ Hz, $\underline{CH-C-CF_3}$), 122.8 (q, $^1J_{CF} = 275.6$ Hz, $\underline{CF_3}$), 128, 128.5, 129.3, 132.1, 136, 139.1, 142.6, 148.5 (q, $^2J_{CF} = 34$ Hz, $\underline{C-CF_3}$); ^{19}F -NMR (282.4 MHz, $CDCl_3$) δ -67.8 (m 3F, $\underline{CF_3}$). MS (m/z): 228 $[M + H]^+$. HRMS m/z $[M + H]^+$ calcd. for $C_{11}H_9F_3NO^+$: 228.0636, found: 228.0643. Anal calcd. for $C_{11}H_8F_3NO$: C, 58.15; H, 3.55; N, 6.17, found: C, 58.17; H, 3.56; N, 6.15.

3.6. General Procedure for the Preparation and Isolation of 2-Perfluoroalkyl- and 2-Trifluoromethyl-1-(*R*-phenyl)amino-3-(*R*-phenyl)iminopropene Intermediates **21a–l** (all examples except *R* = CO_2H or *R* = *m*-OMe)

A mixture of one equivalent of *gem*-iodoacetate compounds **14** or **14'** or **14''** and two equivalents of the corresponding anilines **15a–l** in dichloromethane (10 mL DCM for 1 g of **14–14''**) was stirred at room temperature until disappearance of ^{19}F -NMR signals corresponding to the starting products **14–14''** (2–6 h). At the end of the reaction, a solution of 10% sodium thiosulfate was added to the reaction mixture and the product was extracted three times with ether. The combined extracts were washed several times with aqueous 0.5 M hydrochloric solution, dried over anhydrous sodium sulfate and concentrated under reduced pressure to give a bright yellow oil. Chromatography over silica gel column (eluent: petroleum ether/ethyl acetate 98/2 *v/v*) yielded the pure compounds **21a–l** as yellow liquids.

3-Perfluoropentyl-1-phenylamino-3-phenyliminopropene (21a). 3.49 g of aniline **15a** (3.75×10^{-2} mol) were added to a solution of 10 g (1.87×10^{-2} mol) of **14** ($R_F = C_5F_{11}$) in 100 mL of dry dichloromethane. The mixture was stirred for 4 h at room temperature. 8.28 g of the title product **21a** were obtained, total yield 90%. 1H -NMR (300.13 MHz, $DMSO-d_6$, *EEE-21a*) δ 5.5 (d, $^3J_{HH} = 13$ Hz, 1H, $CH=CH-NH$), 6.8 (t (AB system), $J = 8.7$ Hz, 4H_{ortho}, Ph-H), 6.9 (t, $J = 7.4$ Hz, 1H_{para}, Ph-H), 7.1 (t, $J = 7.4$ Hz, 1H_{para}, Ph-H), 7.2 (t, $J = 8.1$ Hz, 2H_{meta}, Ph-H), 7.4 (t, $J = 7.8$ Hz, 2H_{meta}, Ph-H), 7.45 (m, 1H, $CH=CH-NH$), 9.9 (d, $^3J_{HNH} = 12.8$ Hz, $CH=CH-NH$); 1H -NMR (300.13 MHz, $DMSO-d_6/D_2O$, *EEE-21a*) δ 5.4 (d, $^3J_{HH} = 13$ Hz, 1H, $CH=CH-NH$), 6.7 (d, $J = 8.5$ Hz, 4H_{ortho}, Ph-H), 6.9 (t, $J = 7.5$ Hz, 1H_{para}, Ph-H), 7.1 (t, $J = 7.4$ Hz, 1H_{para}, Ph-H), 7.2 (t, $J = 8$ Hz, 2H_{meta}, Ph-H), 7.4 (t, $J = 8$ Hz, 2H_{meta}, Ph-H), 7.45 (m, 1H, $CH=CH-NH$); ^{13}C -NMR (75.46 MHz, $DMSO-d_6$, *EEE-21a*) δ 91.5, 114.6, 118.5, 122.1, 123.5, 129.1, 129.5, 130, 140.5, 141.5 (t, $^3J_{CF} = 5.4$ Hz, $CF_2-(C=N)-CH=CH-NH$), 149.9, 153.6 (t, $^2J_{C1F} = 22.5$ Hz, $CF_2-(C=N)-CH=CH-NH$); ^{19}F -NMR (282.4 MHz, $DMSO-d_6$, *EEE-21a*) δ -80.2 (t, $J = 8.4$ Hz, 3F, $CF_2-CF_2-CF_2-CF_2-CF_3$), -109.5 (t, $J = 11$ Hz, 2F, $CF_2-CF_2-CF_2-CF_2-CF_3$), -120.4 (m, 2F, $CF_2-CF_2-CF_2-CF_2-CF_3$), -121 (q, $J = 5.6$ Hz, 2F, $CF_2-CF_2-CF_2-CF_2-CF_3$), -125.8 (t, $J = 11.2$ Hz, 2F, $CF_2-CF_2-CF_2-CF_2-CF_3$). MS (m/z): 491 $[M + H]^+$. HRMS calcd. for $C_{20}H_{14}F_{11}N_2^+$: 491.0981, found: 491.0985; Anal calcd. for $C_{20}H_{13}F_{11}N_2$: C, 48.99; H, 2.67; N, 5.71, found C, 48.97; H, 2.66; N, 5.74.

3-Trifluoromethyl-1-phenylamino-3-phenyliminopropene (21a'). 3.64 g of aniline **15a** (3.91×10^{-2} mol) were added to a solution of 6.5 g (1.95×10^{-2} mol) of **14'** ($R_F = CF_3$) in 65 mL of dry dichloromethane. The mixture was stirred for 3 h at room temperature. 4.65 g of the title product **21a'** were obtained, total yield 82%. 1H -NMR (300.13 MHz, $DMSO-d_6$, *EEE-21a'*) δ 5.5 (d, $J = 13.7$ Hz, 1H, $CH=CH-NH$), 6.8 (d, $J = 7.5$ Hz, 2H), 7 (m, 3H), 7.15 (t, $J = 7.4$ Hz, 1H), 7.3 (t, $J = 7.8$ Hz, 2H), 7.4 (t, $J = 7.7$ Hz, 2H), 7.6 (t, $J = 13$ Hz, 1H, $CH=CH-NH$), 9.9 (d, $J = 12.3$ Hz, 1H, $CH=CH-NH$); ^{13}C -NMR (75.46 MHz, $DMSO-d_6$, *EEE-21a'*) δ 90.8, 115.1, 119.4, 120.5 (q, CF_3 , $^1J_{CF} = 279.2$ Hz), 122.2, 123.5, 129.1, 129.5, 140.64, 140.8 (q, $^3J_{CF} = 3$ Hz, $CF_3-(C=N)-CH=CH-NH$), 149.5, 153.3 (q, $^2J_{CF} = 30.5$ Hz, $CF_3-(C=N)-CH=CH-NH$); ^{19}F -NMR (282.4 MHz, $DMSO-d_6$, *EEE-21a'*) δ -65.7 (s, 3F). MS (m/z): 291 $[M + H]^+$. HRMS calcd.

for $C_{16}H_{14}F_3N_2^+$: 291.1109, found 291.1110. Anal. Calcd. for $C_{16}H_{13}F_3N_2$: C, 66.20; H, 4.51; N, 9.65. Found: C, 66.19; H, 4.48; N, 9.55.

3-Perfluoropropyl-1-phenylamino-3-phenyliminopropene (21a''). 2.36 g of aniline **15a** (2.54×10^{-2} mol) were added to a solution of 5.5 g (1.27×10^{-2} mol) of **14''** ($R_F = C_3F_7$) in 55 mL of dry dichloromethane. The mixture was stirred for 3 h at room temperature. 4.22 g of the title product **21a''** were obtained, total yield 85%. 1H -NMR (300.13 MHz, DMSO- d_6 , *EEE-21a''*) δ 5.5 (d, $J = 13.5$ Hz, 1H, CH=CH-NH), 6.8 (d, $J = 7.4$ Hz, 2H), 7 (m, 3H), 7.2 (t, $J = 7.4$ Hz, 1H), 7.3 (t, $J = 7.7$ Hz, 2H), 7.4 (t, $J = 7.7$ Hz, 2H), 7.7 (t, $J = 13.1$ Hz, 1H, CH=CH-NH), 9.9 (d, $J = 12.1$ Hz, 1H, CH=CH-NH); ^{13}C -NMR (75.46 MHz, DMSO- d_6 , *EEE-21a''*) δ 90.5, 115, 118.5, 122, 123.5, 129.3, 129.7, 130, 140.5, 141 (t, $^3J_{CF} = 5$ Hz, CF_2 -(C=N)-CH=CH-NH), 150, 153.6 (t, $^2J_{CF} = 21.5$ Hz, CF_2 -(C=N)-CH=CH-NH); ^{19}F -NMR (282.4 MHz, DMSO- d_6 , *EEE-21a''*) δ -80.5 (m, 3F), -109.1 (t, $J = 11$ Hz, 2F), -126 (m, 2F). MS (m/z): 391 [M + H] $^+$. HRMS calcd. for $C_{18}H_{14}F_7N_2^+$: 391.1045, found: 391.1055; Anal calcd. for $C_{18}H_{13}F_7N_2$: C, 55.39; H, 3.36; N, 7.18, found C, 55.41; H, 3.35; N, 7.15.

3-Perfluoropentyl-1-(2-methylphenylamino)-3-(2-methylphenylimino)-propene (21b). 3.26 g of 2-methylaniline **15b** (3.04×10^{-2} mol) were added to a solution of 8.1 g (1.52×10^{-2} mol) of **14** ($R_F = C_5F_{11}$) in 81 mL of dry dichloromethane. The mixture was stirred for 6 h at room temperature. 5.52 g of the title product **21b** were obtained, total yield 70%. 1H -NMR (300.13 MHz, DMSO- d_6 , *EEE-21b*) δ 2.1 (s, 3H), 2.3 (s, 3H), 5.6 (d, $J = 13.1$ Hz, CH=CH-NH), 6.5–7.3 (m, 8H, H_{Ar}), 7.6 (m, 1H, CH=CH-NH), 9.3 (bs, 1H, CH=CH-NH); ^{13}C -NMR (75.46 MHz, DMSO- d_6 , *EEE-21b*) δ 18.8, 18.9, 89, 113.1, 117.7, 121.5, 123.5, 129, 129.3, 130, 140.5, 141.5 (t, $^3J_{CF} = 4.8$ Hz, CF_2 -(C=N)-CH=CH-NH), 150.1, 153.5 (t, $^2J_{CF} = 20.5$ Hz, CF_2 -(C=N)-CH=CH-NH); ^{19}F -NMR (282.4 MHz, DMSO- d_6 , *EEE-21b*) δ -80.5 (m, 3F), -109 (m, 2F), -120.5 (m, 2F), -121 (m, 2F), -125.5 (m, 2F). MS (m/z): 519 [M + H] $^+$. HRMS calcd. for $C_{22}H_{18}F_{11}N_2^+$: 519.1294, found: 519.1298; Anal calcd. for $C_{22}H_{17}F_{11}N_2$: C, 50.97; H, 3.31; N, 5.40, found C, 50.99; H, 3.30; N, 5.37.

3-Perfluoropentyl-1-(3-methylphenylamino)-3-(3-methylphenylimino)-propene (21c). 3.22 g of 3-methylaniline **15c** (3.10×10^{-2} mol) were added to a solution of 8 g (1.5×10^{-2} mol) of **14** ($R_F = C_5F_{11}$) in 80 mL of dry dichloromethane. The mixture was stirred for 4 h at room temperature. 6.23 g of the title product **21c** were obtained, total yield 80%. 1H -NMR (300.13 MHz, DMSO- d_6 , *EEE-21c*) δ 2.2 (s, 3H), 2.3 (s, 3H), 5.4 (d, $J = 13.6$ Hz, 1H, CH=CH-NH), 6.6 (m, 2H), 6.7 (m, 3H), 6.9 (d, $J = 7.6$ Hz, 1H), 7.1 (m, 1H), 7.2 (t, $J = 7.6$ Hz, 1H), 7.5 (t, $J = 12.5$ Hz, 1H, CH=CH-NH), 9.7 (d, $J = 12.5$ Hz, 1H, CH=CH-NH); ^{13}C -NMR (75.46 MHz, DMSO- d_6 , *EEE-21c*) δ 20.5, 20.9, 89, 113.5, 117.5, 121.5, 123.5, 129, 129.5, 130.2, 140, 141.1 (t, $^3J_{CF} = 5.3$ Hz, CF_2 -(C=N)-CH=CH-NH), 150, 153 (t, $^2J_{CF} = 21.5$ Hz, CF_2 -(C=N)-CH=CH-NH); ^{19}F -NMR (282.4 MHz, DMSO- d_6 , *EEE-21c*) δ -80.5 (m, 3F), -109.6 (m, 2F), -120.2 (m, 2F), -121.5 (m, 2F), -125.5 (m, 2F). MS (m/z): 519 [M + H] $^+$. HRMS calcd. for $C_{22}H_{18}F_{11}N_2^+$: 519.1294, found: 519.1295; Anal calcd. for $C_{22}H_{17}F_{11}N_2$: C, 50.97; H, 3.31; N, 5.40, found C, 50.99; H, 3.28; N, 5.38

3-Perfluoropentyl-1-(4-methylphenylamino)-3-(4-methylphenylimino)-propene (21d). 3.62 g of 4-methylaniline **15d** (3.38×10^{-2} mol) were added to a solution of 9 g (1.69×10^{-2} mol) of **14** ($R_F = C_5F_{11}$) in 90 mL of dry dichloromethane. The mixture was stirred for 4 h at room temperature. 7.71 g of the title product **21d** were obtained, total yield 88%. 1H -NMR (300.13 MHz, DMSO- d_6 , *EEE-21d*) δ 2.2 (s, 3H), 2.3 (s, 3H), 5.4 (d, $J = 13$ Hz, 1H, CH=CH-NH), 6.7 (d, $J = 8$ Hz, 2H), 6.8 (d, $J = 8.2$ Hz, 2H), 7.1 (d, $J = 8.2$ Hz, 2H), 7.2 (d, $J = 8$ Hz, 2H), 7.5 (t, $J = 12.5$ Hz, 1H, CH=CH-NH), 9.7 (d, $J = 12.4$ Hz, 1H, CH=CH-NH); ^{13}C -NMR (75.46 MHz, DMSO- d_6 , *EEE-21d*) δ 20.1, 20.4, 90.2, 115.5, 117.5, 122, 124.5, 129.2, 129.5, 140, 141.9 (t, $^3J_{CF} = 3.5$ Hz, CF_2 -(C=N)-CH=CH-NH), 150.5, 152.9 (t, $^2J_{CF} = 31.1$ Hz, CF_2 -(C=N)-CH=CH-NH); ^{19}F -NMR (282.4 MHz, DMSO- d_6 , *EEE-21d*) δ -80.3 (m, 3F), -109.5 (m, 2F), -120.1 (m, 2F), -121.5 (m, 2F), -125 (m, 2F). MS (m/z): 519 [M + H] $^+$. HRMS calcd. for $C_{22}H_{18}F_{11}N_2^+$: 519.1294, found: 519.1290; Anal calcd. for $C_{22}H_{17}F_{11}N_2$: C, 50.97; H, 3.31; N, 5.40, found C, 50.97; H, 3.29; N, 5.42

3-Trifluoromethyl-1-(4-methylphenylamino)-3-(4-methylphenylimino)-propene (21d'). 5.48 g of 4-methylaniline **15d** (5.12×10^{-2} mol) were added to a solution of 8.5 g (2.56×10^{-2} mol) of **14'** ($R_F = CF_3$) in 85 mL of dry dichloromethane. The mixture was stirred for 4 h at room temperature. 7 g of the title product **21d'** were obtained, total yield 86%. 1H -NMR (300.13 MHz, DMSO- d_6 , *EEE-21d'*) δ 2.2 (s, 3H), 2.3 (s, 3H), 5.4 (d, $J = 13.8$ Hz, 1H, CH=CH-NH), 6.7 (d, $J = 8$ Hz, 2H), 6.8 (d, $J = 8.2$ Hz, 2H), 7.1 (d, $J = 8.2$ Hz, 2H), 7.2 (d, $J = 8$ Hz, 2H), 7.5 (t, $J = 12.9$ Hz, 1H, CH=CH-NH), 9.7 (d, $J = 12.4$ Hz, 1H, CH=CH-NH); ^{13}C -NMR (75.46 MHz, DMSO- d_6 , *EEE-21d'*) δ 20.1, 20.3, 90.4, 115, 119.1, 120.6 (q, $^1J_{CF} = 279.5$ Hz, CF_3), 129.1, 129.7, 129.9, 130.8, 131.1, 132.5, 138.2, 140.8 (q, $^3J_{CF} = 3.1$ Hz, CF_3 -(C=N)-CH=CH-NH), 147, 153.4 (q, $^2J_{CF} = 30.8$ Hz, CF_3 -(C=N)-CH=CH-NH); ^{19}F -NMR (282.4 MHz, DMSO- d_6 , *EEE-21d'*) δ -65.7 (s, 3F). MS (m/z): 319 [M + H] $^+$. HRMS calcd. for $C_{18}H_{18}F_3N_2^+$: 319.1422, found: 319.1425; Anal calcd. for $C_{18}H_{17}F_3N_2$: C, 67.91; H, 5.38; N, 8.80, found C, 67.95; H, 5.37; N, 8.82.

3-Perfluoropentyl-1-(2-ethylphenylamino)-3-(2-ethylphenylimino)-propene (21e). 3.59 g of 2-ethylaniline **15e** (2.96×10^{-2} mol) were added to a solution of 7.9 g (1.48×10^{-2} mol) of **14** ($R_F = C_5F_{11}$) in 79 mL of dry dichloromethane. The mixture was stirred for 6 h at room temperature. 5.43 g of the title product **21e** were obtained, total yield 67%. 1H -NMR (300.13 MHz, DMSO- d_6 , *EEE-21e*) δ 1.2 (t, $J = 8$ Hz, 3H, CH_2 - CH_3), 1.3 (t, $J = 8$ Hz, 3H, CH_2 - CH_3), 2.5 (q, $J = 8$ Hz, 2H, CH_2 - CH_3), 2.7 (q, $J = 8$ Hz, 2H, CH_2 - CH_3), 5.6 (d, $J = 12.8$ Hz, CH=CH-NH), 6.5–7.3 (m, 8H, H_{Ar}), 7.5 (m, 1H, CH=CH-NH), 9.1 (bs, 1H, CH=CH-NH); ^{13}C -NMR (75.46 MHz, DMSO- d_6 , *EEE-21e*) δ 13.2 (s, CH_2 - CH_3), 13.3 (s, CH_2 - CH_3), 24.1 (s, CH_2 - CH_3), 24.3 (s, CH_2 - CH_3), 89, 112.9, 117.5, 121.2, 129.3, 129.4, 130.5, 140.5, 141 (t, $^3J_{CF} = 4.9$ Hz, CF_2 -(C=N)-CH=CH-NH), 149.9, 153.1 (t, $^2J_{CF} = 21.5$ Hz, CF_2 -(C=N)-CH=CH-NH); ^{19}F -NMR (282.4 MHz, DMSO- d_6 , *EEE-21e*) δ -80.6 (m, 3F), -109.2 (m, 2F), -120.1 (m, 2F), -121.1 (m, 2F), -125 (m, 2F). MS (m/z): 547 [M + H] $^+$. HRMS calcd. for $C_{24}H_{22}F_{11}N_2^+$: 547.1607, found: 547.1610; Anal calcd. for $C_{24}H_{21}F_{11}N_2$: C, 52.75; H, 3.87; N, 5.13, found C, 52.76; H, 3.88; N, 5.10.

3-Perfluoropentyl-1-(3-ethylphenylamino)-3-(3-ethylphenylimino)-propene (21f). 3.87 g of 3-ethylaniline **15f** (3.19×10^{-2} mol) were added to a solution of 8.5 g (1.59×10^{-2} mol) of **14** ($R_F = C_5F_{11}$) in 85 mL of dry dichloromethane. The mixture was stirred for 4 h at room temperature. 6.71 g of the title product **21f** were obtained, total yield 77%. 1H -NMR (300.13 MHz, DMSO- d_6 , *EEE-21f*) δ 1.1 (t, $J = 8$ Hz, 3H, CH_2 - CH_3), 1.3 (t, $J = 8$ Hz, 3H, CH_2 - CH_3), 2.6 (q, $J = 8$ Hz, 2H, CH_2 - CH_3), 2.7 (q, $J = 8$ Hz, 2H, CH_2 - CH_3), 5.4 (d, $J = 13.1$ Hz, 1H, CH=CH-NH), 6.6–6.8 (m, 5H), 6.9 (d, $J = 7.5$ Hz, 1H), 7.1 (m, 1H), 7.2 (t, $J = 7.6$ Hz, 1H), 7.5 (t, $J = 12.5$ Hz, 1H, CH=CH-NH), 9.6 (d, $J = 12.8$ Hz, 1H, CH=CH-NH); ^{13}C -NMR (75.46 MHz, DMSO- d_6 , *EEE-21f*) δ 13.1 (s, CH_2 - CH_3), 13.3 (s, CH_2 - CH_3), 24 (s, CH_2 - CH_3), 24.3 (s, CH_2 - CH_3), 90.2, 114.1, 117.8, 122, 123.1, 129, 129.2, 130.2, 140, 141.1 (t, $^3J_{CF} = 5.9$ Hz, CF_2 -(C=N)-CH=CH-NH), 151.1, 153.5 (t, $^2J_{CF} = 22.1$ Hz, CF_2 -(C=N)-CH=CH-NH); ^{19}F -NMR (282.4 MHz, DMSO- d_6 , *EEE-21f*) δ -81.5 (m, 3F), -109.1 (m, 2F), -120.2 (m, 2F), -121.5 (m, 2F), -126.1 (m, 2F). MS (m/z): 547 [M + H] $^+$. HRMS calcd. for $C_{24}H_{22}F_{11}N_2^+$: 547.1607, found: 547.1611; Anal calcd. for $C_{24}H_{21}F_{11}N_2$: C, 52.75; H, 3.87; N, 5.13, found C, 52.78; H, 3.88; N, 5.14.

3-Perfluoropentyl-1-(4-ethylphenylamino)-3-(4-ethylphenylimino)-propene (21g). 4 g of 4-ethylaniline **15g** (3.3×10^{-2} mol) were added to a solution of 8.8 g (1.65×10^{-2} mol) of **14** ($R_F = C_5F_{11}$) in 88 mL of dry dichloromethane. The mixture was stirred for 4 h at room temperature. 7.67 g of the title product **21g** were obtained, total yield 85%. 1H -NMR (300.13 MHz, DMSO- d_6 , *EEE-21g*) δ 1.2 (t, $J = 8$ Hz, 3H, CH_2 - CH_3), 1.3 (t, $J = 8$ Hz, 3H, CH_2 - CH_3), 2.6 (q, $J = 8$ Hz, 2H, CH_2 - CH_3), 2.7 (q, $J = 8$ Hz, 2H, CH_2 - CH_3), 5.6 (d, $J = 13.4$ Hz, 1H, CH=CH-NH), 6.6 (d, $J = 8.1$ Hz, 2H), 6.8 (d, $J = 8.2$ Hz, 2H), 7.1 (d, $J = 8.2$ Hz, 2H), 7.2 (d, $J = 8.1$ Hz, 2H), 7.5 (t, $J = 12.8$ Hz, 1H, CH=CH-NH), 9.6 (d, $J = 12.7$ Hz, 1H, CH=CH-NH); ^{13}C -NMR (75.46 MHz, DMSO- d_6 , *EEE-21g*) δ 13.3 (s, CH_2 - CH_3), 13.4 (s, CH_2 - CH_3), 24.3 (s, CH_2 - CH_3), 24.5 (s, CH_2 - CH_3), 90.2, 115.5, 117.5, 123.1, 125.2, 129.1, 129.3, 140.5, 141.9 (t, $^3J_{CF} = 4.2$ Hz, CF_2 -(C=N)-CH=CH-NH), 151.5, 153.4 (t, $^2J_{CF} = 32.2$ Hz, CF_2 -(C=N)-CH=CH-NH); ^{19}F -NMR (282.4 MHz, DMSO- d_6 , *EEE-21g*) δ -80.7 (m, 3F), -109.5 (m, 2F), -120.7 (m, 2F), -122.4 (m, 2F), -125.8

(m, 2F). MS (m/z): 547 [M + H]⁺. HRMS calcd. for C₂₄H₂₂F₁₁N₂⁺: 547.1607, found: 547.1609; Anal calcd. for C₂₄H₂₁F₁₁N₂: C, 52.75; H, 3.87; N, 5.13, found C, 52.77; H, 3.87; N, 5.14.

3-Trifluoromethyl-1-(4-ethylphenylamino)-3-(4-ethylphenylimino)-propene (21g'). 6.56 g of 4-ethylaniline **15g** (5.42×10^{-2} mol) were added to a solution of 9 g (2.71×10^{-2} mol) of **14'** (R_F = CF₃) in 90 mL of dry dichloromethane. The mixture was stirred for 4 h at room temperature. 7.97 g of the title product **21g'** were obtained, total yield 85%. ¹H-NMR (300.13 MHz, DMSO-*d*₆, *EEE*-**21g'**) δ 1.2 (t, *J* = 7.8 Hz, 3H, CH₂-CH₃), 1.3 (t, *J* = 8 Hz, 3H, CH₂-CH₃), 2.5 (q, *J* = 7.9 Hz, 2H, CH₂-CH₃), 2.7 (q, *J* = 8.1 Hz, 2H, CH₂-CH₃), 5.5 (d, *J* = 13.6 Hz, 1H, CH=CH-NH), 6.7 (d, *J* = 7.9 Hz, 2H), 6.8 (d, *J* = 8 Hz, 2H), 7.1 (d, *J* = 8.1 Hz, 2H), 7.2 (d, *J* = 8 Hz, 2H), 7.5 (t, *J* = 12.5 Hz, 1H, CH=CH-NH), 9.6 (d, *J* = 12.4 Hz, 1H, CH=CH-NH); ¹³C-NMR (75.46 MHz, DMSO-*d*₆, *EEE*-**21g'**) δ 13.3 (s, CH₂-CH₃), 13.4 (s, CH₂-CH₃), 24.3 (s, CH₂-CH₃), 24.5 (s, CH₂-CH₃), 90.6, 116.2, 120.1, 120.5 (q, ¹*J*_{CF} = 280.5 Hz, CF₃), 129.7, 129.9, 130.8, 131, 132.5, 138.3, 140.8 (q, ³*J*_{CF} = 4.2 Hz, CF₃-(C=N)-CH=CH-NH), 147.5, 153.1 (q, ²*J*_{CF} = 29.9 Hz, CF₃-(C=N)-CH=CH-NH); ¹⁹F-NMR (282.4 MHz, DMSO-*d*₆, *EEE*-**21g'**) δ -65.5 (s, 3F). MS (m/z): 347 [M + H]⁺. HRMS calcd. for C₂₀H₂₂F₃N₂⁺: 347.1735, found: 347.1740; Anal calcd. for C₂₀H₂₁F₃N₂: C, 69.35; H, 6.11; N, 8.09, found C, 69.41; H, 6.10; N, 8.11.

3-Perfluoropentyl-1-(2-chlorophenylamino)-3-(2-chlorophenylimino)-propene (21h). 4.84 g of 2-chloroaniline **15h** (3.79×10^{-2} mol) were added to a solution of 10.1 g (1.89×10^{-2} mol) of **14** (R_F = C₅F₁₁) in 101 mL of dry dichloromethane. The mixture was stirred for 4 h at room temperature. 6.57 g of the title product **21h** were obtained, total yield 62%. ¹H-NMR (300.13 MHz, DMSO-*d*₆, *EEE*-**21h**) δ 5.6 (d, *J* = 13.8 Hz, 1H, CH=CH-NH), 6.9 (d, *J* = 7.71 Hz, 1H_{Ar}), 7.1–7.4 (m, 7H_{Ar}), 7.5 (d, *J* = 7.9 Hz, 1H, CH=CH-NH), 9.5 (bs, 1H, CH=CH-NH); ¹³C-NMR (75.46 MHz, DMSO-*d*₆, *EEE*-**21h**) δ 90.1, 114.2, 115.1, 117.1, 121.2, 129.3, 129.4, 130.5, 140.5, 149.9, 153.2 (t, ²*J*_{CF} = 29.8 Hz, CF₂-(C=N)-CH=CH-NH); ¹⁹F-NMR (282.4 MHz, DMSO-*d*₆, *EEE*-**21h**) δ -80.6 (m, 3F), -109.5 (m, 2F), -120.3 (m, 2F), -121.1 (m, 2F), -125 (m, 2F). MS (m/z): 560 [M + H]⁺. HRMS calcd. for C₂₀H₁₂Cl₂F₁₁N₂⁺: 559.0202, found: 559.0210; Anal calcd. for C₂₀H₁₁Cl₂F₁₁N₂: C, 42.96; H, 1.98; N, 5.01, found C, 42.95; H, 1.96; N, 5.10.

3-Perfluoropentyl-1-(3-chlorophenylamino)-3-(3-chlorophenylimino)-propene (21i). 4.79 g of 3-chloroaniline **15i** (3.75×10^{-2} mol) were added to a solution of 10 g (1.87×10^{-2} mol) of **14** (R_F = C₅F₁₁) in 100 mL of dry dichloromethane. The mixture was stirred for 4 h at room temperature. 7.35 g of the title product **21i** were obtained, total yield 70%. ¹H-NMR (300.13 MHz, DMSO-*d*₆, *EEE*-**21i**) δ 5.6 (d, *J* = 13.6 Hz, 1H, CH=CH-NH), 6.7–6.9 (m, 6H), 7.2–7.3 (m, 2H), 7.5 (t, *J* = 13.2 Hz, 1H, CH=CH-NH), 9.7 (d, *J* = 12.8 Hz, 1H, CH=CH-NH); ¹³C-NMR (75.46 MHz, DMSO-*d*₆, *EEE*-**21i**) δ 90.4, 112.2, 115.1, 116.4, 117.1, 121.4, 129.1, 129.5, 130.6, 141.5, 150.2, 153.2 (t, ²*J*_{CF} = 30.2 Hz, CF₂-(C=N)-CH=CH-NH); ¹⁹F-NMR (282.4 MHz, DMSO-*d*₆, *EEE*-**21i**) δ -80.5 (m, 3F), -109.1 (m, 2F), -120.1 (m, 2F), -121.1 (m, 2F), -125 (m, 2F). MS (m/z): 560 [M + H]⁺. HRMS calcd. for C₂₀H₁₂Cl₂F₁₁N₂⁺: 559.0202, found: 559.0205; Anal calcd. for C₂₀H₁₁Cl₂F₁₁N₂: C, 42.96; H, 1.98; N, 5.01, found C, 42.98; H, 1.97; N, 5.00.

3-Perfluoropentyl-1-(4-chlorophenylamino)-3-(4-chlorophenylimino)-propene (21j). 4.6 g of 4-chloroaniline **15j** (3.6×10^{-2} mol) were added to a solution of 9.6 g (1.8×10^{-2} mol) of **14** (R_F = C₅F₁₁) in 96 mL of dry dichloromethane. The mixture was stirred for 4 h at room temperature. 7.76 g of the title product **21j** were obtained, total yield 77%. ¹H-NMR (300.13 MHz, DMSO-*d*₆, *EEE*-**21j**) δ 5.4 (d, *J* = 13.6 Hz, 1H, CH=CH-NH), 6.8 (d, *J* = 8 Hz, 2H), 7 (d, *J* = 8.1 Hz, 2H), 7.3 (d, *J* = 8.2 Hz, 2H), 7.4 (d, *J* = 8 Hz, 2H), 7.6 (t, *J* = 13.2 Hz, 1H, CH=CH-NH), 9.8 (d, *J* = 12.9 Hz, 1H, CH=CH-NH); ¹³C-NMR (75.46 MHz, DMSO-*d*₆, *EEE*-**21j**) δ 90.3, 116.1, 117.5, 123, 125.2, 129.2, 129.3, 140.6, 141.5 (t, ³*J*_{CF} = 5.1 Hz, CF₂-(C=N)-CH=CH-NH), 151.6, 153.5 (t, ²*J*_{CF} = 31.1 Hz, CF₂-(C=N)-CH=CH-NH); ¹⁹F-NMR (282.4 MHz, DMSO-*d*₆, *EEE*-**21j**) δ -80.6 (m, 3F), -109.2 (m, 2F), -120.5 (m, 2F), -122.5 (m, 2F), -125.2 (m, 2F). MS (m/z): 560 [M + H]⁺. HRMS calcd. for C₂₀H₁₂Cl₂F₁₁N₂⁺: 559.0202, found: 559.0209; Anal calcd. for C₂₀H₁₁Cl₂F₁₁N₂: C, 42.96; H, 1.98; N, 5.01, found C, 42.99; H, 1.98; N, 5.03.

3-Perfluoropentyl-1-(2-methoxyphenylamino)-3-(2-methoxyphenylimino)-propene (21k). 3.93 g of 2-methoxyaniline **15k** (3.19×10^{-2} mol) were added to a solution of 8.5 g (1.59×10^{-2} mol) of

14 ($R_F = C_5F_{11}$) in 85 mL of dry dichloromethane. The mixture was stirred for 6 h at room temperature. 5.97 g of the title product **21k** were obtained, total yield 68%. 1H -NMR (300.13 MHz, DMSO- d_6 , *EEE-21k*) δ 3.7 (s, 3H, OCH₃), 3.8 (s, 3H, OCH₃), 5.5 (d, $J = 12.8$ Hz, CH=CH-NH), 6.5–7.4 (m, 8H, H_{Ar}), 7.5 (m, 1H, CH=CH-NH), 9.1 (bs, 1H, CH=CH-NH); ^{13}C -NMR (75.46 MHz, DMSO- d_6 , *EEE-21k*) δ 55.5 (s, OCH₃), 55.6 (s, OCH₃), 89.2, 112.5, 116.9, 120.8, 129.1, 129.2, 130.2, 132.1, 140.6, 141.2 (t, $^3J_{CF} = 4.5$ Hz, CF₂-(C=N)-CH=CH-NH), 149.2, 152.9 (t, $^2J_{CF} = 20.1$ Hz, CF₂-(C=N)-CH=CH-NH); ^{19}F -NMR (282.4 MHz, DMSO- d_6 , *EEE-21k*) δ -80.6 (m, 3F), -109.1 (m, 2F), -120.1 (m, 2F), -121.3 (m, 2F), -125.5 (m, 2F). MS (m/z): 551 [M + H]⁺. HRMS calcd. for C₂₂H₁₈F₁₁N₂O₂⁺: 551.1193, found: 551.1199; Anal calcd. for C₂₂H₁₇F₁₁N₂O₂: C, 48.01; H, 3.11; N, 5.09, found C, 48.08; H, 3.10; N, 5.11.

3-Perfluoropentyl-1-(4-methoxyphenylamino)-3-(4-methoxyphenylimino)-propene (21l). 4.25 g of 4-anisidine **15l** (3.45×10^{-2} mol) were added to a solution of 9.2 g (1.72×10^{-2} mol) of **14** ($R_F = C_5F_{11}$) in 92 mL of dry dichloromethane. The mixture was stirred for 4 h at room temperature. 6.84 g of the title product **21l** were obtained, total yield 72%. 1H -NMR (300.13 MHz, DMSO- d_6 , *EEE-21l*) δ 3.7 (s, 3H, OCH₃), 3.8 (s, 3H, OCH₃), 5.6 (d, $J = 13.1$ Hz, 1H, CH=CH-NH), 6.6 (d, $J = 7.9$ Hz, 2H), 6.8 (d, $J = 8$ Hz, 2H), 7.1 (d, $J = 8$ Hz, 2H), 7.2 (d, $J = 8.1$ Hz, 2H), 7.5 (t, $J = 12.5$ Hz, 1H, CH=CH-NH), 9.4 (d, $J = 12.7$ Hz, 1H, CH=CH-NH); ^{13}C -NMR (75.46 MHz, DMSO- d_6 , *EEE-21l*) δ 55.5 (s, OCH₃), 55.7 (s, OCH₃), 89.8, 114.8, 115.6, 117.52, 123.1, 125, 129, 129.3, 139.8, 141.5 (t, $^3J_{CF} = 3.9$ Hz, CF₂-(C=N)-CH=CH-NH), 151.1, 154.2 (t, $^2J_{CF} = 29.6$ Hz, CF₂-(C=N)-CH=CH-NH); ^{19}F -NMR (282.4 MHz, DMSO- d_6 , *EEE-21l*) δ -80.5 (m, 3F), -109 (m, 2F), -120.3 (m, 2F), -122.2 (m, 2F), -125.5 (m, 2F). MS (m/z): 551 [M + H]⁺. HRMS calcd. for C₂₂H₁₈F₁₁N₂O₂⁺: 551.1193, found: 551.1195; Anal calcd. for C₂₂H₁₇F₁₁N₂O₂: C, 48.01; H, 3.11; N, 5.09, found C, 48.05; H, 3.12; N, 5.08.

3.7. General Procedure for the Isolation of 2-Perfluoropentyl- and 2-Trifluoromethyl-1-((2-/4)-Carboxy-phenyl) Amino-3-((2-/4)-Carboxyphenyl)Iminopropene Intermediates **21m-n'**

A mixture of one equivalent of gem-iodoacetate compounds **14** or **14'** and two equivalents of the corresponding aminobenzoic acid **15m-n** in dichloromethane (10 mL DCM for 1 g of **14-14'**) was stirred at reflux until disappearance of ^{19}F -NMR signals corresponding to the starting products **14-14'** (2–4 h). The reaction mixture was concentrated in vacuo and then diluted with diethyl ether. An excess of petroleum ether was added, and the precipitate that had formed was eliminated by vacuum filtration. The filtrate was concentrated under reduced pressure to give brown oil. Chromatography over silica gel column (eluent, petroleum ether/ethyl acetate 90/10 *v/v*) then purification over a plate chromatography (eluent petroleum ether/ethyl acetate 70/30 *v/v*) yielded pure compounds **21m-n'** as yellow amorphous solids.

3-Perfluoropentyl-1-(2-carboxyphenylamino)-3-(2-carboxyphenylimino)-propene (21m). 5.15 g of 2-aminobenzoic acid **15m** (3.75×10^{-2} mol) were added to a solution of 10 g (1.87×10^{-2} mol) of **14** ($R_F = C_5F_{11}$) in 100 mL of dry dichloromethane. The mixture was stirred for 4 h at reflux. 4.88 g of the title product **21m** were obtained after column chromatography, yield 45%. 1H -NMR (300.13 MHz, DMSO- d_6 , *EEE-21m*) δ 5.7 (d, $^3J_{HH} = 13.7$ Hz, CH=CH-NH), 6.9–7.45 (m, 8H, H_{Ar}), 7.6 (m, 1H, CH=CH-NH), 9.6 (bs, 1H, CH=CH-NH), 14 (bs, 2H, CO₂H); ^{13}C -NMR (75.46 MHz, DMSO- d_6 , *EEE-21m*) δ 90.1, 114.5, 115, 118.1, 120.8, 129.1, 129.4, 131.2, 141.5, 150.5, 153.1 (t, $^2J_{CF} = 25.6$ Hz, CF₂-(C=N)-CH=CH-NH), 170.5 (s, CO₂H), 170.7 (s, CO₂H); ^{19}F -NMR (282.4 MHz, DMSO- d_6 , *EEE-21m*) δ -80.3 (m, 3F), -109.68 (m, 2F), -120.4 (m, 2F), -121.05 (m, 2F), -125.83 (m, 2F). MS (m/z): 579 [M + H]⁺. HRMS calcd. for C₂₂H₁₄F₁₁N₂O₄⁺: 579.0778, found: 579.0783 Anal calcd. for: C₂₂H₁₃F₁₁N₂O₄: C, 45.69; H, 2.27; N, 4.84, found C, 45.72; H, 2.26; N, 4.82.

3-Trifluoromethyl-1-(2-carboxyphenylamino)-3-(2-carboxyphenylimino)-propene (21m'). 6.44 g of 2-aminobenzoic acid **15m** (4.69×10^{-2} mol) were added to a solution of 7.8 g (2.34×10^{-2} mol) of **14'** ($R_F = CF_3$) in 78 mL of dry dichloromethane. The mixture was stirred for 4 h at reflux. 3.99 g of the title product **21m'** were obtained after column chromatography, yield 45%. 1H -NMR (300.13 MHz, DMSO- d_6 , *EEE-21m'*) δ 5.7 (d, $J = 13.6$ Hz, CH=CH-NH), 6.8–7.5 (m, 8H, H_{Ar}), 7.6 (m, 1H, CH=CH-NH),

9.7 (bs, 1H, CH=CH-NH), 14.1 (bs, 2H, CO₂H); ¹³C-NMR (75.46 MHz, DMSO-*d*₆, *EEE-21m'*) δ 91.4, 115.2, 119.5, 121 (q, ¹J_{CF} = 277.7 Hz, CF₃), 129.2, 129.7, 130.1, 130.8, 131.5, 132.5, 138.1, 140.7 (q, ³J_{CF} = 2.8 Hz, CF₃-(C=N)-CH=CH-NH), 147.1, 153.5 (q, ²J_{CF} = 30.1 Hz, CF₃-(C=N)-CH=CH-NH), 170.3 (s, CO₂H), 170.5 (s, CO₂H); ¹⁹F-NMR (282.4 MHz, DMSO-*d*₆, *EEE-21m'*) δ -65.6 (s, 3F). MS (*m/z*): 379 [M + H]⁺. HRMS calcd. for C₁₈H₁₄F₃N₂O₄⁺: 379.0906, found: 379.0911 Anal calcd. for: C₁₈H₁₃F₃N₂O₄: C, 57.15; H, 3.46; N, 7.41, found C, 57.19; H, 3.45; N, 7.40.

3-Perfluoropentyl-1-(4-carboxyphenyl)amino-3-(4-carboxyphenyl)iminopropene (21n). 5.15 g of 4-aminobenzoic acid (3.75 × 10⁻² mole) were added to a solution of 10 g (1.87 × 10⁻² mole) of **14** (R'_F = C₆F₁₃) in 100 mL of dry dichloromethane. The mixture was stirred for 4 h at reflux. 5.21 g of the title product **21n** were obtained after column chromatography, yield 48%. ¹H-NMR (300.13 MHz, DMSO-*d*₆, *EEE-21n*) δ 5.4 (d, ³J_{HH} = 12.9 Hz, 1H, CH=CH-NH), 6.8 (d, ³J_{HH} = 8.1 Hz, 2H, Ar-H), 7 (d, ³J_{HH} = 8.3 Hz, 2H, Ar-H), 7.3 (d, ³J_{HH} = 8.3 Hz, 2H, Ar-H), 7.4 (d, ³J_{HH} = 8.1 Hz, 2H, Ar-H), 7.6 (t (dd), ³J_{HH} = ³J_{HNH} = 12.5 Hz, 1H, CH=CH-NH), 9.9 (d, ³J_{HNH} = 12.2 Hz, CH=CH-NH), 13.5 (bs, 2H, CO₂H); ¹³C-NMR (75.46 MHz, DMSO-*d*₆, *EEE-21n*) δ 91, 115.5, 118.5, 121.9, 123.5, 129.2, 129.5, 130.1, 142.5, 141.9 (t, ³J_{CF} = 4.9 Hz, CF₂-(C=N)-CH=CH-NH), 149.8, 153.8 (t, ²J_{CF} = 20.5 Hz, CF₂-(C=N)-CH=CH-NH); 170.1 (s, CO₂H), 170.4 (s, CO₂H); ¹⁹F-NMR (282.4 MHz, DMSO-*d*₆, *EEE-21n*) δ -80.5 (m, 3F, CF₂-CF₂-CF₂-CF₂-CF₃), -109.2 (t, J = 11.2 Hz, 2F, CF₂-CF₂-CF₂-CF₂-CF₃), -120.4 (m, 2F, CF₂-CF₂-CF₂-CF₂-CF₃), -121.5 (m, 2F, CF₂-CF₂-CF₂-CF₂-CF₃), -125.5 (m, 2F, CF₂-CF₂-CF₂-CF₂-CF₃). MS (*m/z*): 579 [M + H]⁺. HRMS calcd. for C₂₂H₁₄F₁₁N₂O₄⁺: 579.0778, found: 579.0782 Anal calcd. for: C₂₂H₁₃F₁₁N₂O₄: C, 45.69; H, 2.27; N, 4.84, found C, 45.71; H, 2.26; N, 4.82.

3-Trifluoromethyl-1-(4-carboxyphenylamino)-3-(4-carboxyphenylimino)-propene (21n'). 8.67 g of 4-aminobenzoic acid **15n** (6.32 × 10⁻² mol) were added to a solution of 10.5 g (3.16 × 10⁻² mol) of **14** (R_F = CF₃) in 105 mL of dry dichloromethane. The mixture was stirred for 4 h at reflux. 6.57 g of the title product **21n'** were obtained after column chromatography, yield 55%. ¹H-NMR (300.13 MHz, DMSO-*d*₆, *EEE-21n'*) δ 5.5 (d, ³J_{HH} = 13 Hz, 1H, CH=CH-NH), 6.8 (d, J = 8 Hz, 2H), 7.1 (d, J = 8.1 Hz, 2H), 7.3 (d, J = 8 Hz, 2H), 7.4 (d, J = 8.1 Hz, 2H), 7.6 (t, J = J = 12.8 Hz, 1H, CH=CH-NH), 9.8 (d, J = 12.5 Hz, CH=CH-NH), 13.8 (bs, 2H, CO₂H); ¹³C-NMR (75.46 MHz, DMSO-*d*₆, *EEE-21n'*) δ 91.1, 115.5, 119.8, 121.5 (q, CF₃, ¹J_{CF} = 278.2 Hz), 123.1, 123.5, 128.9, 129.2, 140.5, 141.2 (q, ³J_{CF} = 2.1 Hz, CF₃-(C=N)-CH=CH-NH), 150.2, 153.5 (q, ²J_{CF} = 27.5 Hz, CF₃-(C=N)-CH=CH-NH), 170 (s, CO₂H), 170.2 (s, CO₂H); ¹⁹F-NMR (282.4 MHz, DMSO-*d*₆, *EEE-21n'*) δ -65.5 (s, 3F). MS (*m/z*): 379 [M + H]⁺. HRMS calcd. for C₁₈H₁₄F₃N₂O₄⁺: 379.0906, found: 379.0910 Anal calcd. for: C₁₈H₁₃F₃N₂O₄: C, 57.15; H, 3.46; N, 7.41, found C, 57.19; H, 3.45; N, 7.42.

3.8. General Procedure for the Preparation and Isolation of 2-Perfluoropentyl- and 2-Trifluoromethyl-1-(3-Methoxyphenyl)Amino-3-(3-Methoxyphenyl)Iminopropene Intermediates **21o-o'**

A mixture of one equivalent of *gem*-iodoacetate compounds **14** or **14'** and two equivalents of 3-anisidine **15o** in dichloromethane (20 mL DCM for 1 g of **14-14'**) was stirred at room temperature. The evolution of the reaction was monitored by TLC (eluent petroleum ether/ethyl acetate: 80/20 *v/v*), and ¹⁹F-NMR spectroscopy of aliquots. After four h of stirring, a solution of 10% sodium thiosulfate was added to the reaction mixture and the product was extracted three times with ether. The combined extracts were washed two times with saturated sodium bicarbonate solution, dried over anhydrous sodium sulfate and concentrated under reduced pressure to give a yellow oil. Chromatography over silica gel column (eluent: petroleum ether/ethyl acetate 98/2 *v/v*), then purification over a plate chromatography (eluent petroleum ether/ethyl acetate 85/15 *v/v*) yielded the pure compounds **21o-o'** as yellow liquids.

3-Perfluoropentyl-1-(3-methoxyphenyl)amino-3-(3-methoxyphenyl)iminopropene (21o). 3.98 g of 3-anisidine **15o** (3.23 × 10⁻² mole) were added to a solution of 8.6 g (1.61 × 10⁻² mole) of **14** (R_F = C₅F₁₁) in 172 mL of dry dichloromethane. 4 g of the title product **21o** were obtained after column chromatography, yield 45%. ¹H-NMR (300.13 MHz, DMSO-*d*₆, *EEE-21o*) δ 3.7 (s, 3H, OCH₃), 3.8 (s, 3H, OCH₃), 5.4 (d,

$J = 13.1$ Hz, 1H, CH=CH-NH), 6.6–6.9 (m, 6H, Ph-H), 7.1 (t, $J = 7.4$ Hz, 1H, Ph-H), 7.3 (t, $J = 7.4$ Hz, 1H, Ph-H), 7.6 (t, $J = 12.9$ Hz, 1H, CH=CH-NH), 9.6 (d, $J = 12.8$ Hz, 1H, CH=CH-NH); $^{13}\text{C-NMR}$ (75.46 MHz, DMSO- d_6 , *EEE-21o*) δ 55.5 (s, OCH₃), 55.6 (s, OCH₃), 89.5, 113.5, 115.5, 117.5, 121.5, 123.5, 129.1, 129.4, 130.6, 140, 140.8 (t, $^3J_{\text{CF}} = 4.2$ Hz, CF₂-(C=N)-CH=CH-NH), 150.5, 153.2 (t, $^2J_{\text{CF}} = 26.7$ Hz, CF₂-(C=N)-CH=CH-NH); $^{19}\text{F-NMR}$ (282.4 MHz, DMSO- d_6 , *EEE-21o*) δ -80.5 (m, 3F, CF₂-CF₂-CF₂-CF₂-CF₃), -109.5 (m, 2F, CF₂-CF₂-CF₂-CF₂-CF₃), -120.5 (m, 2F, CF₂-CF₂-CF₂-CF₂-CF₃), -121.3 (m, 2F, CF₂-CF₂-CF₂-CF₂-CF₃), -125.6 (m, 2F, CF₂-CF₂-CF₂-CF₂-CF₃). MS (m/z): 551 [M + H]⁺. HRMS calcd. for C₂₂H₁₈F₁₁N₂O₂⁺: 551.1193, found: 551.1198; Anal calcd. for C₂₂H₁₇F₁₁N₂O₂: C, 48.01; H, 3.11; N, 5.09, found C, 48.03; H, 3.11; N, 5.10.

3-Trifluoromethyl-1-(3-methoxyphenyl)amino-3-(3-methoxyphenyl)iminopropene (**21o'**). 6.67 g of 3-anisidine **15o** (5.42×10^{-2} mol) were added to a solution of 9 g (2.71×10^{-2} mol) of **14'** (R_F = CF₃) in 180 mL of dry dichloromethane. 4.55 g of the title product **21o'** were obtained after column chromatography, yield 48%. $^1\text{H-NMR}$ (300.13 MHz, DMSO- d_6 , *EEE-21o'*) δ 3.7 (s, 3H, OCH₃), 3.8 (s, 3H, OCH₃), 5.4 (d, $J = 13$ Hz, 1H, CH=CH-NH), 6.7–6.9 (m, 6H, Ph-H), 7.1 (t, $J = 7.3$ Hz, 1H, Ph-H), 7.3 (t, $J = 7.4$ Hz, 1H, Ph-H), 7.7 (t, $J = 12.7$ Hz, 1H, CH=CH-NH), 9.6 (d, $J = 12.6$ Hz, 1H, CH=CH-NH); $^{13}\text{C-NMR}$ (75.46 MHz, DMSO- d_6 , *EEE-21o'*) δ 55.5 (s, OCH₃), 55.6 (s, OCH₃), 90.2, 113.1, 115.5, 116.5, 119.4, 120.7 (q, $^1J_{\text{CF}} = 278.7$ Hz, CF₃), 123.5, 124.2, 129.6, 138.7, 139.1, 140.5, 141 (q, $^3J_{\text{CF}} = 2.8$ Hz, CF₃-(C=N)-CH=CH-NH), 149.6, 153.5 (q, $^2J_{\text{CF}} = 30.1$ Hz, CF₃-(C=N)-CH=CH-NH); $^{19}\text{F-NMR}$ (282.4 MHz, DMSO- d_6 , *EEE-21o'*) δ -65.6 (s, 3F, CF₃). MS (m/z): 351 [M + H]⁺. HRMS calcd. for C₁₈H₁₈F₃N₂O₂⁺: 351.1320, found: 351.1322; Anal calcd. for C₁₈H₁₇F₃N₂O₂: C, 61.71; H, 4.89; N, 8.00, found C, 61.75; H, 4.88; N, 8.01.

3.9. Reaction of *N,N'*-Diaryl-2-(Perfluoroalkyl)-1,5-Diazapentadienes **21a–o'** with Anilines **15a–o** and Ketones **16t–v**: Formation of 2-Trifluoromethyl-2-Perfluoroalkyl-*N*-Arylpyridinium Derivatives **17–19** or 2-Trifluoromethyl-2-Perfluoroalkyl-7-Methoxyquinolines **20o–o'**

To a stirred solution of *N,N'*-diaryl-2-(perfluoroalkyl)-1.5-diazapentadienes **21a–o'** (1 equiv.) in anhydrous dichloromethane (10 mL DCM for 1g of **21**), was added one equiv. of the corresponding substituted aniline **15a–o** and 1.2 equiv. of ketone **16t–v**. The mixture was stirred under reflux for desired time (4–12 h) until complete consumption of **21a–o'** (monitored by TLC eluent petroleum ether/ethyl acetate: 80/20 *v/v*, and $^{19}\text{F-NMR}$ of aliquots). When the reaction was completed, the mixture was allowed to cool to r.t. then the brown precipitate accumulated during the reaction was separated by vacuum filtration (it was subsequently identified as anilinium salts by NMR and MS).

Then in the cases of pyridinium iodides **17a–l**, **18a–l** and **19a–l**, ethyl ether was added to the filtrate. However, in the cases of pyridinium iodides **17m–n'**, **18m–n** and **19m**, a mixture of petroleum ether and ethyl ether (40/60 *v/v*) was added to the corresponding filtrates and the expected pyridiniums **17a–n'**, **18a–n** and **19a–m** precipitate instantly and were isolated by vacuum filtration as amorphous solids.

In the case of 3-anisidine (**15o**) at the end of the reaction, the mixture was concentrated under reduced pressure and then stirred with diethyl ether. An excess of petroleum ether was added; the precipitate that had formed was eliminated by vacuum filtration and washed three times with petroleum ether. The filtrate was concentrated in vacuo to give a yellow oil. Chromatography over silica gel column (eluent, petroleum ether/ethyl acetate 98/2 *v/v*) left a yellow oil which was crystallized from methanol/water to give pure samples of the corresponding quinolines **20o–o'**. All the isolated pyridiniums **17a–n'**, **18a–n**, **19a–m** and quinolines **20o–o'** were fully characterized and found identical to the previously obtained products.

4. Conclusions

We have developed a new simple and efficient method for the synthesis of substituted 2-trifluoromethyl-2-perfluoroalkyl-*N*-arylpyridiniums **17a–n'**, 2-trifluoromethyl-2-perfluoroalkyl-*N*-(*R*-phenyl)-5,6,7,8-tetrahydroquinoliniums **18a–n** and 2-trifluoromethyl-2-perfluoroalkyl-*N*-(*R*-phenyl)-6,7,8,9-tetrahydro-5*H*-cyclohepta[*b*]pyridiniums **19a–m**, starting from perfluoroalkylated *gem*-iodoacetoxy derivative **14–14''**, substituted anilines **15a–o**

and ketones **16t–v**, under mild conditions with good to excellent yields. To our knowledge this is the first synthesis of pyridinium derivatives by a multicomponent reaction involving an activated β -dicarbonyl compound, a ketone, and an aromatic amine.

The reaction is assumed to proceed by a cascade cyclisation mechanism [66–70], either through an inverse electron demand Diels-Alder (IEDDA) cycloaddition, or through an Aza-Robinson cyclisation (Scheme 7), both ways being supported by the isolation and characterization of the intermediate *N,N'*-diaryl-2-(perfluoroalkyl)-1,5-diazapentadiene **21a–o'**, while stereoelectronic effects may account for the preferred intramolecular diazapentadiene cyclization in the case of the *m*-methoxy substituent, selectively forming the perfluoroalkylated quinoline **20**.

Beyond the scope of this work, various literature reports point out such hetero-Diels-Alder reactions as possibly relevant of bio-orthogonal chemistry because of their selectivity, moderate activation energy and ability to proceed under biological conditions, taking in account e.g., the pH and temperature [66–70]. Besides, since pyridinium-containing compounds are considered as possible exogenous neurotoxins, research efforts have also been undertaken to disclose the formation of such compounds under endogenous (biogenic) conditions [33–37,43–45]. In this respect, the biological activity of newly synthesized pyridinium compounds **17–19**, are currently under evaluation with promising results to be published in future papers.

Supplementary Materials: Supplementary Materials can be accessed.

Author Contributions: S.E.K., P.L. and H.B. designed the researches, S.E.K. and P.L. performed the experiments and physical analyses, S.E.K., P.L. and L.B. analyzed the results and wrote the paper.

Acknowledgments: This work has been supported by the University of Montpellier (formerly the University of Montpellier-2), the CNRS (France), and the Saint Joseph University of Beirut (USJ). We are grateful to Dolla Karam Sarkis, Vice-Rector of USJ, who has been supportive of this work and who worked actively to provide the protected academic time to pursue these researches. We are particularly indebted to Marianne Abi Fadel, Dean of the Faculty of Pharmacy at USJ, for her help and her continuous interest about this work. We want to thank Maryse Béjaud for assistance with the NMR instrumentation and for helpful discussions. Finally, we express our gratitude to emeritus Gérard Lefranc for all his help and support making the collaboration between our laboratories possible.

Conflicts of Interest: The authors declare no conflict of interest.

References

1. Madaan, P.; Tyagi, V.K. Quaternary pyridinium salts: A review. *J. Oleo Sci.* **2008**, *57*, 197–215. [[CrossRef](#)] [[PubMed](#)]
2. Anthoni, U.; Christophersen, C.; Honggaard, L.; Nielsen, P.H. Quaternary ammonium compounds in the biosphere—An example of a versatile adaptive strategy. *Comp. Biochem. Physiol.* **1991**, *99*, 1–18. [[CrossRef](#)]
3. Welton, T. Room-Temperature Ionic Liquids. Solvents for Synthesis and Catalysis. *Chem. Rev.* **1999**, *99*, 2071–2083. [[CrossRef](#)] [[PubMed](#)]
4. Zhou, J.; Hu, Y.; Hu, H. The First Approach to the Synthesis of 1-Unsubstituted 2-Arylindolizines by Intramolecular 1,5-Dipolar Cyclization of 2-(2-Arylethenyl) pyridinium Ylides in the Presence of Tetrakis(pyridine)cobalt (II) Dichromate. *Synthesis* **1999**, *1999*, 166–170. [[CrossRef](#)]
5. Sowmiah, S.; Esperança, J.M.S.S.; Rebeloac, L.P.N.; Afonso, C.A.M. Pyridinium salts: From synthesis to reactivity and applications. *Org. Chem. Front.* **2018**, *5*, 453–493. [[CrossRef](#)]
6. Sliwa, W. *N-Substituted Salts of Pyridine and Related Compounds, Synthesis, Properties, Applications*; Academic Press: Czestochowa, Poland, 1996.
7. Eicher-Lorka, O.; Kupetis, G.K.; Rastenyte, L.; Matijoska, A. A Convenient Preparation of 1-Vinylpyridinium Salts. *Synthesis* **1999**, *1999*, 2131–2137. [[CrossRef](#)]
8. Scriven, E.F.V. 4-Dialkylaminopyridines: Super acylation and alkylation catalysts. *Chem. Soc. Rev.* **1983**, *12*, 129–161. [[CrossRef](#)]
9. Dehmlow, E.V.; Dehmlow, S.S. *Phase Transfer Catalysis*, 3rd ed.; VCH: Weinheim, Germany, 1993.
10. Lavilla, R. Recent developments in the chemistry of dihydropyridines. *J. Chem. Soc. Perkin Trans. 1* **2002**, *9*, 1141–1156. [[CrossRef](#)]

11. Kuethe, J.T.; Comins, D.L. Asymmetric Total Synthesis of (+)-Cannabisativine. *J. Org. Chem.* **2004**, *69*, 5219–5231. [[CrossRef](#)] [[PubMed](#)]
12. Hayakawa, K.; Shiomi, D.; Ise, T.; Sato, K.; Takui, T. Pyridine-substituted nitronyl nitroxide biradicals: A triplet ($S = 1$) ground state lasting out N-methylation. *J. Mater. Chem.* **2006**, *16*, 4146–4154. [[CrossRef](#)]
13. Pernak, J.; Branicka, M. The properties of 1-alkoxymethyl-3-hydroxypyridinium and 1-alkoxymethyl-3-dimethylaminopyridinium chlorides. *J. Surfactants Deterg.* **2003**, *6*, 119–123. [[CrossRef](#)]
14. Maeda, T.; Manabe, Y.; Yamamoto, M.; Yoshida, M.; Okazaki, K.; Nagamune, H.; Kourai, H. Synthesis and Antimicrobial Characteristics of Novel Biocides, 4, 4'-(1, 6-Hexamethylenedioxydicarbonyl) bis (1-alkylpyridinium iodide) s. *Chem. Pharm. Bull.* **1999**, *47*, 1020–1023. [[CrossRef](#)] [[PubMed](#)]
15. Haldar, J.; Kondaiah, P.; Bhattacharya, S. Synthesis and Antibacterial Properties of Novel Hydrolyzable Cationic Amphiphiles. Incorporation of Multiple Head Groups Leads to Impressive Antibacterial Activity. *J. Med. Chem.* **2005**, *48*, 3823–3831. [[CrossRef](#)] [[PubMed](#)]
16. Thorsteinsson, T.; Masson, M.; Kristinsson, K.G.; Hjalmarsdottir, M.A.; Hilmarsson, H.; Loftsson, T. Soft Antimicrobial Agents: Synthesis and Activity of Labile Environmentally Friendly Long Chain Quaternary Ammonium Compounds. *J. Med. Chem.* **2003**, *46*, 4173–4181. [[CrossRef](#)] [[PubMed](#)]
17. Kourai, H.; Yabuhara, T.; Shirai, A.; Maeda, T.; Hideki Nagamune, H. Syntheses and antimicrobial activities of a series of new bis-quaternary ammonium compounds. *Eur. J. Med. Chem.* **2006**, *41*, 437–444. [[CrossRef](#)] [[PubMed](#)]
18. Schulze, W.; Gutsche, W.; Vater, W.; Oertel, B.; Böhm, K.J.; Unger, E.; Werner, W. Influence of 1,4-benzoquinone derivatives and azomethines on microtubule formation in vitro and experimental leukemias. *Pharmazie* **1990**, *45*, 686–687. [[PubMed](#)]
19. Calas, M.; Ouattara, M.; Piquet, G.; Ziora, Z.; Bordat, Y.; Ancelin, M.L.; Escalé, R.; Vial, H. Potent Antimalarial Activity of 2-Aminopyridinium Salts, Amidines, and Guanidines. *J. Med. Chem.* **2007**, *50*, 6307–6315. [[CrossRef](#)]
20. Yoshikawa, M.; Motoshima, K.; Fujimoto, K.; Tai, A.; Kakuta, H.; Sasaki, K. Pyridinium cationic-dimer antimalarials, unlike chloroquine, act selectively between the schizont stage and the ring stage of *Plasmodium falciparum*. *Bioorg. Med. Chem.* **2008**, *16*, 6027–6033. [[CrossRef](#)]
21. Scarpini, E.; Scheltens, P.; Feldman, H. Treatment of Alzheimer's disease: Current status and new perspectives. *Lancet Neurol.* **2003**, *2*, 539–547. [[CrossRef](#)]
22. Ibach, B.; Haen, E. Acetylcholinesterase inhibition in Alzheimer's Disease. *Curr. Pharm. Des.* **2004**, *10*, 231–251. [[CrossRef](#)]
23. Alptüzün, V.; Kapkova, P.; Baumann, K.; Erciyas, E.; Holzgrabe, U. Synthesis and biological activity of pyridinium-type acetylcholinesterase inhibitors. *J. Pharm. Pharmacol.* **2003**, *55*, 1397–1404. [[CrossRef](#)] [[PubMed](#)]
24. Casey, J.R.; Morgan, P.E.; Vullo, D.; Scozzafava, A.; Mastrolorenzo, A.; Supuran, C.T. Carbonic Anhydrase Inhibitors. Design of Selective, Membrane-Impermeant Inhibitors Targeting the Human Tumor-Associated Isozyme IX. *J. Med. Chem.* **2004**, *47*, 2337–2347. [[CrossRef](#)] [[PubMed](#)]
25. Pastorekova, S.; Casini, A.; Scozzafava, A.; Vullo, D.; Pastorek, J.; Supuran, C.T. Carbonic anhydrase inhibitors: The first selective, membrane-impermeant inhibitors targeting the tumor-associated isozyme IX. *Bioorg. Med. Chem.* **2004**, *14*, 869–873. [[CrossRef](#)] [[PubMed](#)]
26. Springer, D.M.; Luh, B.-Y.; Goodrich, J.T.; Bronson, J.J. Anti-MRSA cepheems. Part 3: Additional C-7 acid derivatives. *Bioorg. Med. Chem.* **2003**, *11*, 281–291. [[CrossRef](#)]
27. Koya, K.; Li, Y.; Wang, H.; Ukai, T.; Tatsuta, N.; Kawakami, M.; Shishido, T.; Chen, L.B. MKT-077, a novel rhodacyanine dye in clinical trials, exhibits anticarcinoma activity in preclinical studies based on selective mitochondrial accumulation. *Cancer Res.* **1996**, *56*, 538–543.
28. Novgorodov, S.A.; Szule, Z.M.; Luberto, C.; Jones, J.A.; Bielawski, J.; Bielawski, A.; Hannun, Y.A.; Obeid, L.M. Positively charged ceramide is a potent inducer of mitochondrial permeabilization. *J. Biol. Chem.* **2005**, *280*, 16096–16105. [[CrossRef](#)] [[PubMed](#)]
29. Satyal, U.; Draghici, B.; Dragic, L.L.; Zhang, Q.; Norris, K.W.; Madesh, M.; Brailoiu, E.; Ilies, M.A. Interfacially Engineered Pyridinium Pseudogemini Surfactants as Versatile and Efficient Supramolecular Delivery Systems for DNA, siRNA, and mRNA. *ACS Appl. Mater. Interfaces* **2017**, *9*, 29481–29495. [[CrossRef](#)]

30. Ilies, M.A.; Sommers, T.V.; He, L.C.; Kizewski, A.; Sharma, V.D. Pyridinium Amphiphiles in Gene Delivery—Present and Perspectives in Amphiphiles: Molecular Assembly and Applications Chapter 2. *ACS Symp. Ser.* **2011**, *1070*, 23–38.
31. Ilies, M.A.; Satyal, U.; Sharma, V.D. Synthetic Delivery Systems for DNA, siRNA, and mRNA Based on Pyridinium Amphiphiles in Control of Amphiphile Self-Assembling at the Molecular Level: Supra-Molecular Assemblies with Tuned Physicochemical Properties for Delivery Applications, Chapter 1. *ACS Symp. Ser.* **2017**, *1271*, 1–34.
32. Sharma, V.D.; Lees, J.; Hoffman, N.E.; Brailoiu, E.; Madesh, M.; Wunder, S.L.; Ilies, M.A. Modulation of Pyridinium Cationic Lipid–DNA Complex Properties by Pyridinium Gemini Surfactants and Its Impact on Lipoplex Transfection Properties. *Mol. Pharm.* **2014**, *11*, 545–559. [[CrossRef](#)]
33. Williams, A.C.; Cartwright, L.S.; Ramsden, D.B. Parkinson’s disease: The first common neurological disease due to auto-intoxication? *Qjm* **2005**, *98*, 215–226. [[CrossRef](#)] [[PubMed](#)]
34. Langston, J.W.; Forno, L.S.; Tetrud, J.; Reeves, A.G.; Kaplan, J.A.; Karluk, D. Evidence of active nerve cell degeneration in the substantia nigra of humans years after 1-methyl-4-phenyl-1,2,3,6-tetrahydropyridine exposure. *Ann. Neurol.* **1999**, *46*, 598–605. [[CrossRef](#)]
35. Dauer, W.; Przedborski, S. Parkinson’s disease: Mechanisms and models. *Neuron* **2003**, *39*, 889–909. [[CrossRef](#)]
36. Javitch, J.A.; D’Amato, R.J.; Strittmatter, S.M.; Snyder, S.H. Parkinsonism-inducing neurotoxin, N-methyl-4-phenyl-1,2,3,6-tetrahydropyridine: Uptake of the metabolite N-methyl-4-phenylpyridine by dopamine neurons explains selective toxicity. *Proc. Natl. Acad. Sci. USA* **1985**, *82*, 2173–2177. [[CrossRef](#)] [[PubMed](#)]
37. Laurencé, C.; Rivard, M.; Lachaise, I.; Bensemhoun, J.; Martens, T. Preparative access to transformation products (TPs) of furosemide: A versatile application of anodic oxidation. *Tetrahedron* **2011**, *67*, 9518–9521. [[CrossRef](#)]
38. Di Llio, C.; Sacchetta, P.; Iannarelli, V.; Aceto, A. Binding of pesticides to alpha, mu and pi class glutathione transferase. *Toxicol. Lett.* **1995**, *76*, 173–177. [[CrossRef](#)]
39. Barbeau, A.; Roy, M.; Bernier, G.; Campanella, G.; Paris, S. Ecogenetics of Parkinson’s disease: Prevalence and environmental aspects in rural areas. *Can. J. Neurol. Sci.* **1987**, *14*, 36–41. [[CrossRef](#)] [[PubMed](#)]
40. Vaccari, C.; El Dib, R.; De Camargo, J.L.V. Paraquat and Parkinson’s disease: A systematic review protocol according to the OHAT approach for hazard identification. *Syst. Rev.* **2017**, *6*, 98. [[CrossRef](#)] [[PubMed](#)]
41. Berry, C.; La Vecchia, C.; Nicotera, P. Paraquat and Parkinson’s disease. *Cell Death Differ.* **2010**, *17*, 1115–1125. [[CrossRef](#)] [[PubMed](#)]
42. Tanner, C.M.; Kamel, F.; Ross, G.W.; Hoppin, J.A.; Goldman, S.M.; Korell, M.; Marras, C.; Bhudhikanok, G.S.; Kasten, M.; Chade, A.R.; et al. Rotenone, paraquat, and Parkinson’s disease. *Environ. Health Perspect.* **2011**, *119*, 866–872. [[CrossRef](#)] [[PubMed](#)]
43. Stentz, L.A.; Tsao, J.W. *Endogenous Toxins: Targets for Disease Treatment and Prevention*; O’Brien, P.J., Bruce, W.R., Eds.; Wiley-VCH Verlag GmbH & Co. KGaA: Weinheim, Germany, 2010.
44. Smith, M.A.; Taneda, S.; Richey, P.L.; Miyata, S.; Yan, S.D.; Stern, D.; Sayre, L.M.; Monnier, V.M.; Perry, G. Advanced Maillard reaction end products are associated with Alzheimer disease pathology. *Proc. Natl. Acad. Sci. USA* **1994**, *91*, 5710–5714. [[CrossRef](#)] [[PubMed](#)]
45. Lee, O.; Bruce, W.R.; Dong, Q.; Bruce, J.; Mehta, R.; O’Brien, P.J. Fructose and carbonyl metabolites as endogenous toxins. *Chem. Biol. Interact.* **2009**, *178*, 332–339. [[CrossRef](#)] [[PubMed](#)]
46. Cheng, W.-C.; Kurth, M.J. The Zincke Reaction. A Review. *Org. Prep. Proced. Int.* **2002**, *34*, 585–608. [[CrossRef](#)]
47. Yamaguchi, I.; Higashi, H.; Shigesue, S.; Shingai, S.; Sato, M. N-Arylated pyridinium salts having reactive groups. *Tetrahedron Lett.* **2007**, *48*, 7778–7781. [[CrossRef](#)]
48. Nguyen, T.M.; Sanchez-Salvatori, M.d.R.; Wypych, J.-C.; Marazano, C. Aminopentadiene imines from Zincke salts of 3-Alkylpyridines. Application to a synthesis of pyridinium salts from amino acids. *J. Org. Chem.* **2007**, *72*, 5916–5919. [[CrossRef](#)]
49. Kearney, A.M.; Vanderwal, C.D. Synthesis of nitrogen heterocycles by the ring opening of pyridinium Salts. *Angew. Chem. Int. Ed.* **2006**, *45*, 7803–7806. [[CrossRef](#)]
50. Viana, G.H.R.; Santos, I.C.; Alves, R.B.; Gil, L.; Marazano, C.; Gil, R.P.F. Microwave-promoted synthesis of chiral pyridinium salts. *Tetrahedron Lett.* **2005**, *46*, 7773–7776. [[CrossRef](#)]
51. Pernak, J.; Walerowicz, W. Kinetic of Synthesis of Octylthiomethylpyridinium Chloride. *Polish J. Chem.* **1981**, *55*, 1109.

52. Pernak, J.; Rogoza, J. Synthesis of 3-substituted pyridinium salts. *Arkivoc* **2000**, *1*, 889–904.
53. Balaban, A.T.; Dinculescu, A.; Dorofeenko, G.N.; Fischer, G.W.; Koblik, A.V.; Mezheritskii, V.V.; Schroth, W. Pyrylium Salts. Syntheses, Reactions and Physical Properties. In *Advances in Heterocyclic Chemistry*; Katritzky, A.R., Ed.; Academic Press: New York, NY, USA, 1982; Volume 2.
54. Balaban, A.T. Aromaticity of six-membered rings with one heteroatom. *Top. Heterocycl. Chem.* **2008**, *19*, 203.
55. Charman, H.B.; Rowe, J.M. Condensation of aldehydes with ammonium salts to give substituted pyridines. *Chem. Commun.* **1971**, *10*, 476–477. [[CrossRef](#)]
56. Dagorn, F.; Yan, L.-H.; Gravel, E.; Leblanc, K.; Maciuk, A.; Poupon, E. Particular behavior of 'C₆C₂ units' in the Chichibabin pyridine synthesis and biosynthetic implications. *Tetrahedron Lett.* **2011**, *52*, 3523–3526. [[CrossRef](#)]
57. Ma, T.; Zhang, S.; Li, Y.; Yang, F.; Gong, C.; Zhao, J. Synthesis and characterization of soluble polyimides based on a new fluorinated diamine: 4-Phenyl-2,6-bis [3-(4'-amino-2'-trifluoromethyl-phenoxy) phenyl] pyridine. *J. Fluor. Chem.* **2010**, *131*, 724–730. [[CrossRef](#)]
58. Suyama, K.; Adachi, S. Reaction of alkanals and amino acids or primary amines. Synthesis of 1,2,3,5- and 1,3,4,5-substituted quaternary pyridinium salts. *J. Org. Chem.* **1979**, *44*, 1417–1420. [[CrossRef](#)]
59. El Kharrat, S.; Laurent, P.; Blancou, H. Novel synthesis, reactivity, and stereochemistry of substituted 3-trifluoromethyl- and 3-perfluoroalkyl-3-phenoxyprop-2-enal. *J. Org. Chem.* **2006**, *71*, 6742–6752. [[CrossRef](#)] [[PubMed](#)]
60. El Kharrat, S.; Laurent, P.; Blancou, H. Novel synthesis of 2-(trifluoromethyl)- and 2-(perfluoroalkyl)-2-hydroxy-2H-chromenes and their regiospecific reaction with silyl enol ethers. *J. Org. Chem.* **2006**, *71*, 8637–8640. [[CrossRef](#)] [[PubMed](#)]
61. El Kharrat, S.; Laurent, P.; Blancou, H. Nouveaux Composés, Leur Préparation et Leur Utilisation Pour la Synthèse Régiospécifique D'hétérocycles à Groupement Perfluoroalkylé. French Patent No. B0605WO, 2004.
62. El Kharrat, S.; Laurent, P.; Blancou, H. Novel Compounds, the Preparation and the Use Thereof for a Regiospecific Synthesis of Perfluoro(Alkyl) Group Heterocycles. PCT/Patent FR2,005,000,863, 8 April 2005.
63. El Kharrat, S.; Laurent, P.; Blancou, H. The stability/reactivity effects of trifluoromethyl and perfluoroalkyl chains in a masked 1,3-dicarbonyl derivative: The case of 1-acetoxy-1-iodo-2-(perfluoroalkyl)ethanes. *Synlett.* **2009**, *2009*, 9–22. [[CrossRef](#)]
64. El Kharrat, S.; Skander, M.; Dahmani, A.; Laurent, P.; Blancou, H. New regiospecific synthesis of 2-trifluoromethyl-1,5-diazapentadiene compounds and of 2-trifluoromethylquinolines, their cyclization products. *J. Org. Chem.* **2005**, *70*, 8327–8331. [[CrossRef](#)] [[PubMed](#)]
65. El Kharrat, S.; Laurent, P.; Blancou, H. Synthesis of substituted 1-trifluoromethyl and 1-perfluoroalkyl-3-(arylamino) prop-2-en-1-one: Advances in the mechanism of Combes 2-trifluoromethyl and 2-perfluoroalkyl quinolines synthesis. *Tetrahedron* **2014**, *70*, 1252–1266. [[CrossRef](#)]
66. Nicolaou, K.C.; Edmonds, D.J.; Bulger, P.G. Cascade reactions in total synthesis. *Angew. Chem. Int. Ed.* **2006**, *45*, 7134–7186. [[CrossRef](#)] [[PubMed](#)]
67. Boger, D.L.; Panek, J.S. Inverse electron demand Diels–Alder reactions of heterocyclic azadienes: Formal total synthesis of streptonigrin. *J. Am. Chem. Soc.* **1985**, *107*, 5745–5754. [[CrossRef](#)]
68. Boger, D.L.; Coleman, R.S. Total synthesis of (+)-CC-1065 and ent-(–)-CC-1065. *J. Am. Chem. Soc.* **1988**, *110*, 1321–1323. [[CrossRef](#)]
69. Wasserman, H.H.; DeSimone, R.W.; Boger, D.L.; Baldino, C.M. Singlet oxygen oxidation of bipyrrroles: Total synthesis of d,l- and meso-isochrysohermidin. *J. Am. Chem. Soc.* **1993**, *115*, 8457–8458. [[CrossRef](#)]
70. Palasz, A. Recent advances in inverse-electron-demand hetero-Diels–Alder reactions of 1-oxa-1,3-butadienes. *Top. Curr. Chem.* **2016**, *374*, 24. [[CrossRef](#)] [[PubMed](#)]
71. Bayly, C.I.; Grein, F. Comparison of an intramolecular Michael-type addition with its intermolecular counterpart: An *ab initio* theoretical study. *Can. J. Chem.* **1989**, *67*, 2173–2177. [[CrossRef](#)]

Sample Availability: Samples of the compounds are available from the authors.



© 2019 by the authors. Licensee MDPI, Basel, Switzerland. This article is an open access article distributed under the terms and conditions of the Creative Commons Attribution (CC BY) license (<http://creativecommons.org/licenses/by/4.0/>).