



HAL
open science

Second Radiocarbon Intercomparison Program for the Chauvetpont d'Arc Cave, Ardèche, France

A. Quilès, H. Valladas, J-M Geneste, J Clottes, D Baffler, B. Berthier, F Brock, C Bronk Ramsey, Emmanuelle Delque-Količ, J-P Dumoulin, et al.

► **To cite this version:**

A. Quilès, H. Valladas, J-M Geneste, J Clottes, D Baffler, et al.. Second Radiocarbon Intercomparison Program for the Chauvetpont d'Arc Cave, Ardèche, France. *Radiocarbon*, 2014, 56 (2), pp.833-850. 10.2458/56.16940 . hal-02351856

HAL Id: hal-02351856

<https://hal.science/hal-02351856v1>

Submitted on 15 Jun 2021

HAL is a multi-disciplinary open access archive for the deposit and dissemination of scientific research documents, whether they are published or not. The documents may come from teaching and research institutions in France or abroad, or from public or private research centers.

L'archive ouverte pluridisciplinaire **HAL**, est destinée au dépôt et à la diffusion de documents scientifiques de niveau recherche, publiés ou non, émanant des établissements d'enseignement et de recherche français ou étrangers, des laboratoires publics ou privés.

SECOND RADIOCARBON INTERCOMPARISON PROGRAM FOR THE CHAUVET-PONT D'ARC CAVE, ARDÈCHE, FRANCE

A Quiles¹ • H Valladas¹ • J-M Geneste² • J Clottes³ • D Baffier⁴ • B Berthier⁵ • F Brock⁶ • C Bronk Ramsey⁶ • E Delqué-Količ⁵ • J-P Dumoulin⁵ • I Hajdas⁷ • K Hippe⁷ • G W L Hodgins⁸ • A Hogg⁹ • A J T Jull⁸ • E Kaltnecker¹ • M de Martino⁸ • C Oberlin¹⁰ • F Petchey⁹ • P Steier¹¹ • H-A Synal⁷ • J van der Plicht¹² • E M Wild¹¹ • A Zazzo¹³

ABSTRACT. The Chauvet-Pont d'Arc Cave is one of the most important sites for the study of the earliest manifestations and development of prehistoric art at the beginning of the Upper Paleolithic. Different dating techniques have been performed thus far (AMS ¹⁴C, U/Th TIMS, ³⁶Cl dating) to model the chronological framework of this decorated cave. The cave yielded several large charcoal fragments, which enabled the opportunity for obtaining multiple dates; thus, a First Radiocarbon Intercomparison Program (FIP) was initiated in 2004 using three charcoal pieces. The FIP demonstrated that those cross-dated samples belonged to a time period associated with the first human occupation. One of the statistical interests of an intercomparison program is to reduce the uncertainty on the sample age; thus, to further assess the accuracy of the chronological framework, the Second Intercomparison Program (SIP) involving 10 international ¹⁴C laboratories was carried out on two pieces of charcoal found inside two hearth structures of the Galerie des Mégacéros. Each laboratory used its own pretreatment and AMS facilities. In total, 21 and 22 measurements were performed, respectively, which yielded consistent results averaging ~32 ka BP. Two strategies have currently been developed to identify statistical outliers and to deal with them; both lead to quasi-identical calibrated combined densities. Finally, the new results were compared with those of the FIP, leading to the important conclusion that five different samples from at least three different hearth structures give really tightened temporal densities, associated with one short human occupation in the Galerie des Mégacéros.

INTRODUCTION

The Chauvet-Pont d'Arc Cave (Ardèche, France) was discovered on 18 December 1994 by three speleologists, J-M Chauvet, E Brunel, and C Hillaire. The following year, the French Ministry of Culture put out an International scientific tender, which was won by Jean Clottes' team's proposal, in May 1996. Since 1998, the Chauvet-Pont d'Arc Cave and its famous paintings have been continually studied by this multidisciplinary scientific team, led by J Clottes from 1998 to 2001 (Clottes

1. Laboratoire des Sciences du Climat et de l'Environnement (LSCE/IPSL) CEA-CNRS-UVSQ (UMR 8212), Avenue de la Terrasse, 91198, Gif-Sur-Yvette, France.

2. Centre National de la Préhistoire, Ministère de la culture et de la communication, UMR 5199 CNRS, 38 rue du 26e R.I., 24000 Périgueux, France.

3. 11 rue du Fourcat, 09000 Foix, France.

4. DRAC de Rhône-Alpes, Ministère de la culture et de la communication, CREPS, 07150 Vallon Pont d'Arc, France.

5. Laboratoire de Mesure du Carbone 14, CEA-CNRS-IRD-IRSN-Ministère de la culture et de la communication, bât 450 porte 4E, 91191 Gif-Sur-Yvette, France.

6. Oxford Radiocarbon Accelerator Unit, Research Laboratory for Archaeology, University of Oxford, Dyson Perrins Building, South Parks Road, Oxford OX1 3QY, United Kingdom.

7. Laboratory of Ion Beam Physics, ETH Zürich, Otto-Stern-Weg 5, 8093 Zurich, Switzerland.

8. NSF Arizona AMS Laboratory, University of Arizona, Physics Building, 1118 East Fourth St., Tucson, AZ 85721, USA.

9. Radiocarbon Dating Laboratory, University of Waikato, Gate 9, Hillcrest Road, Hamilton 3240, New Zealand.

10. Centre de datation par le carbone 14, UMR 5138 CNRS, Univ. Claude Bernard Lyon 1, 40 Boulevard Niels Bohr, 69622 Villeurbanne Cedex, France.

11. Faculty of Physics, Isotope Research and Nuclear Physics, VERA-Laboratory, University of Vienna, Währinger Str. 17, 1090 Vienna, Austria.

12. Center for Isotope Research, Groningen University, Nijenborgh 4, 9747 AG Groningen, the Netherlands; and Faculty of Archaeology, Leiden University, P. O. Box 9515, 2300 RA Leiden, the Netherlands.

13. CNRS - Muséum national d'Histoire naturelle UMR 7209 "Archéozoologie, Archéobotanique: Sociétés, Pratiques et Environnements" USM 303 - Département Écologie et Gestion de la Biodiversité, Case postale 56 (bâtiment d'anatomie comparée), 55, rue Buffon, 75231 Paris Cedex 05, France.

et al. 1995; Clottes 2001), then by J-M Geneste (2003). This team is currently undertaking research on climatic, geomorphological, paleontological, and biological studies, as well as archaeological rock art context studies, to get a better understanding of the well-preserved and very vivid animal representations (engravings, red and black paintings). In order to get thorough and relevant chronological information on the Paleolithic human occupations in the Chauvet-Pont d'Arc Cave, different dating techniques like accelerator mass spectrometry (AMS) ^{14}C analyses of organic material (Valladas et al. 2004), U/Th by TIMS on speleothems (Genty et al. 2004), and ^{36}Cl on the rock collapse at the entrance of the cave (Sadier et al. 2012) have been carried out and a large spectrum of results is already available. In particular, a broad set of ^{14}C dates has been obtained on ground charcoal, wall drawings, charcoal parietal spots, and animal bones (especially cave bear remains). Dating results from charcoal on the ground show that the human occupation within the cave occurred during two main periods: the first (with ~45 ^{14}C dates) ranges from 33 to 29.5 ka BP, and the second one, a few millennia later, extends from 27 to 25 ka BP (with ~15 ^{14}C dates) (Valladas et al. 2005). Obviously, the Chauvet-Pont d'Arc Cave is one of the most important sites for the study of the earliest manifestations and the development of prehistoric rock art at the beginning of the European Upper Paleolithic (Valladas et al. 2001).

Since the publication of the IntCal09 calibration curve (Reimer et al. 2009), ^{14}C dates older than 26 ka BP can be calibrated. This improvement has opened new prospects for the study of the chronology of the Chauvet-Pont d'Arc Cave human occupations, and raised the possibility of modeling the dates using a Bayesian approach, which significantly improves chronological precision. The calibration and statistical modeling of the ^{14}C dates are presently in progress. Statistical treatment of all the charcoal on the ground and samples from drawings linked to the first prehistoric occupation suggests that this occupation dates from 37.4 to 33.2 ka cal BP (2σ) (Quiles et al. 2012).

The Chauvet-Pont d'Arc Cave yielded archaeological remains including several large charcoal fragments, which offer the valuable opportunity for obtaining multiple dates. To assess the accuracy of the chronological framework, a First Intercomparison Program, involving six ^{14}C laboratories, was initiated in 2004. Successful results of this first program gave an average age of ~32 ka BP for the three pieces of charcoal collected from one archaeological hearth structure in the Galerie des Mégacéros (Cuzange et al. 2007). The comparison of the three samples' calibrated combined ages with all the ground charcoal calibrated dates shows that the cross-dated samples belonged to a time period linked to the first occupation modeled phase, being more probably associated with the oldest part of this occupation phase. This observation suggests two hypotheses:

- 1) Because those three charcoal pieces were associated with the same archaeological entity, is this observation a coincidence due to the sampling process? Or
- 2) Does this observation rely on archaeological evidence? It would mean that this part of the modeled phase would correspond to the most probable period for the first human occupation.

In order to answer these questions, a Second Intercomparison Program was carried out for the Chauvet-Pont d'Arc Cave in 2012, under the initiative of the Laboratoire des Sciences du Climat et de l'Environnement and the Chauvet-Pont d'Arc scientific team. Its relevance stems from three factors:

- 1) Interlaboratory comparisons involving old prehistoric charcoal pieces are rare due to the scarcity of large specimens;
- 2) Dates obtained by several laboratories on a single archaeological entity make possible the statistical modeling of the results and therefore reduce the associated temporal densities;

- 3) The multiplication of modeled densities deduced from different archaeological entities randomly chosen within the Chauvet-Pont d'Arc Cave enables the building of a complex and robust model.

This Second Intercomparison Program was carried out on two pieces of charcoal found inside two different and independent archaeological entities in the Galerie des Mégacéros; they were chosen because of their size. They have been analyzed by the 10 independent international ^{14}C laboratories listed below. Each one used its own chemical pretreatment and AMS facility:

- 1) Laboratoire des Sciences du Climat et de l'Environnement (Gif-Sur-Yvette, France; GifA);
- 2) Center for Isotope Research (Groningen, the Netherlands; GrA);
- 3) Oxford Radiocarbon Accelerator Unit (Oxford, UK; ORAU);
- 4) Centre de datation par le carbone 14 (Lyon, France; Lyon);
- 5) Museum National d'Histoire Naturelle (Paris, France; Muse);
- 6) Laboratoire de Mesure du Carbone 14 (Saclay, France; SacA);
- 7) NSF Arizona AMS Laboratory (Tucson, USA; AA);
- 8) VERA Laboratory (Vienna, Austria; VERA);
- 9) Radiocarbon Dating Laboratory (Waikato, New Zealand; Wk);
- 10) Laboratory of Ion Beam Physics ETH (Zurich, Switzerland; ETH).

The relationship between the two hearth structures from which the charcoal specimens were sampled and the black paintings is fundamental for the understanding of the Chauvet-Pont d'Arc Cave occupations. As it remains a crucial issue, this point is presently being rigorously examined by the Chauvet-Pont d'Arc scientific team and will be thoroughly discussed in a forthcoming article, which will complement the present one. Here, we closely focus on the radiometric results of the Second Intercomparison Program and on the way to deal with them, using the presented statistical approach. After having analyzed the ^{14}C results, we will develop a strategy to identify statistical outliers and to deal with them. Those new results will then be combined and compared with those of the First Intercomparison Program, to finally model the human occupation phase in the Galerie des Mégacéros of the Chauvet-Pont d'Arc Cave.

MATERIALS AND METHODS

The Second Intercomparison Program was carried out on two large pieces of charcoal, GC-12-01 and GC-12-04, sampled in March 2012 from two different structures at the lower part of the Galerie des Mégacéros (Figure 1): the first (GC-12-01) comes from a hearth structure located to the right of the footbridge (Figure 1a); and the second, from another charcoal concentration to the left of the footbridge, a few meters forward (Figure 1b). These two pieces of charcoal have been identified as *Pinus cf. sylestris/nigra* by I Théry (CEPAM, Nice, France); they were big enough to be split into portions weighing between 120 and 250 mg (Figure 2) and sent to the 10 laboratories involved in this program. Each laboratory followed its own chemical pretreatment and used its own AMS facility.

Table 1 reports the chemical protocol applied by each laboratory and the AMS facility used (columns 3 and 4). The 10 laboratories carried out acid-base-acid (ABA) pretreatment even if they have used different acid/base concentrations. The ETH, ORAU, and LSCE laboratories also tested the more aggressive ABOX pretreatment (Bird et al. 1999; Brock et al. 2010; Hajdas et al. 2007), using potassium dichromate in sulfuric acid without precombustion for ETH, and with a 300°C and



Figure 1 Archaeological hearth structures in the Galerie des Mégacéros, from which GC-12-01 (a) and GC-12-04, GC-40, GC-41, and GC-42 (b) were sampled. ©Centre National de la Préhistoire, France, 2013.



Figure 2 Sample GC-12-04 lifted from an archaeological hearth structure in the Galerie des Mégacéros. ©Laboratoire des Sciences du Climat et de l'Environnement, France, 2012.

a 630°C precombustion for, respectively, LSCE and ORAU. ETH also tested replacing HCl with sulfuric acid treatment in the second acid step (2.0M H₂SO₄; ETH-46133b and ETH-46134b). The heterogeneity of the charcoal samples makes some portions more exposed than others. For instance, for GC-12-01, ABA or ABOX treatments have been performed by nine laboratories whereas Oxford had to perform a “mild acid only” (as the charcoal dissolved in the base step and no yield was obtained despite several attempts of their routine ABA treatment); we suspect they got an exposed, and therefore degraded, piece of charcoal. VERA laboratory also dated the humic fractions resulting from the alkaline pretreatment of the two samples as well as the ABA-treated sample GC-12-01. Furthermore, most laboratories performed duplicate samples that give a direct assessment of their repeatability. The Waikato laboratory pretreated and graphitized its samples, including standards associated with the wheel. The unknown samples and standards have then been measured at the University of California Irvine (UCI) laboratory in a single wheel. They apply corrections based on backgrounds and moderns whereas Waikato applied a laboratory correction based on the in-house standards that they use to monitor their repeatability.

RESULTS

$\delta^{13}\text{C}$, background values, and ^{14}C ages for each measurement are reported in Table 1, columns 5–7. In total, 21 analyses were performed on GC-12-01 and 22 on GC-12-04, on charcoal fractions obtained after at least four different chemical pretreatments (ABA, ABOX, “mild acid only,” alkaline fraction, according to the heterogeneity of the charcoal sample) and with seven different AMS facilities. In the Gif, Groningen, Lyon, MNHN, VERA, Saclay, and Zurich laboratories, $\delta^{13}\text{C}$ values were determined during the AMS measurements (they are provided with an uncertainty of ~3‰), whereas the Oxford, Tucson, and Waikato laboratories performed measurements by mass spectrometry during the combustion process (in italics in Table 1, Column 5).

GC-12-01

The 21 ^{14}C dates performed on GC-12-01 range from $32,670 \pm 380$ to $31,120 \pm 180/170$ BP; $\delta^{13}\text{C}$ values ranged from -25.3 to -19.5 ‰. Those 21 ^{14}C ages are compatible within a 2σ range (Figure 3); they are consistent and give an average value of $31,979 \pm 378$ BP. We note that ETH-46133-a was performed on a small sample containing 0.3 mg of carbon; consequently, the blank correction and uncertainty are larger than the ones obtained for the other measurements, while remaining compatible with the others. Alkaline fractions were also measured (VERA-5579HS and VERA-5779HS_2)

Table 1 Results of the *Second Intercomparison Programme* carried out on the two ground charcoal specimens GC-12-01 and GC-12-04. The pretreatment protocols and AMS facilities used are detailed in columns 3 and 4. $\delta^{13}\text{C}$ are in column 5 (values obtained by mass spectrometry are in italics, others were measured by AMS). Background corrections (in R14 value, with $\text{R14} = \text{pMC}/103.98$) applied to each measurement are reported in column 6. Radiocarbon ages are given in BP (column 7); some laboratories performed multiple dates and their average values are calculated (column 8). d_{average} calculates the dispersion of a single date to the total average value (column 9). $d\sigma$ calculates the dispersion of a single date uncertainty to the uncertainty's minimum (column 10). Maxima of d_{average} and $d\sigma$ are reported at the bottom of columns 9 and 10 for GC-12-01 and GC-12-04. To identify outliers (WOS), an *a priori* probability was set to 5% for each sample's measurements, and the *a posteriori* outlier probabilities were calculated using OxCal 4.2 R_Combine tool; they are reported column 11 (*prior/posterior*).

Chauvet sample	Sample nr	Sample (pretreatment)	AMS facility	$\delta^{13}\text{C}$	Back-ground (R14)	^{14}C age BP		Mean value/lab (BP)	δ ave.	$\delta\sigma$	Outlier test (s) R_Combine
						$\sigma+$	$\sigma-$				
GC-12-01	Wk33807	Charcoal(ABA)	0.5MV NEC - UC Irvine Keck-CCAMS	<i>-24.3 ± 0.2</i>	0.0019	32,160 ± 278	278	32,244	0.56	35.25	5/3
		Charcoal(ABA)		<i>-24.3 ± 0.2</i>		32,328 ± 400	400		1.08	55.00	5/4
	GrA53780	Charcoal(ABA)	HVEE-4130, 2.5 MV	-23.6	0.0022	31,800 ± 230	210	31,755	0.56	14.29	5/3
	GrA53781	Charcoal(ABA)	HVEE-4130, 2.5 MV	-23.1	0.0022	31,710 ± 250	230		0.85	21.74	5/5
	ETH-46133	a) Charcoal(ABA) small	Micadas	-23.1 ± 1.1	0.0086	31,815 ± 855	855	31,568	0.51	78.95	5/2
		b) Charcoal(ABOX H ₂ SO ₄)		-23.4 ± 1.1	0.0019	31,297 ± 227	227		2.18	20.70	5/87
		c) Charcoal(ABOX K ₂ Cr ₂ O ₇)		-24.2 ± 1.1	0.0019	31,619 ± 238	238		1.14	24.37	5/11
		d) Charcoal(ABA)		-23.0 ± 1.2	0.0019	31,540 ± 234	234		1.39	23.08	5/22
	Lyon-8930 (GrA)	Charcoal(ABA)	HVEE-4130, 2.5 MV	-	0.0022	31,120 ± 180	170	31,240	2.76	0.00	5/100
	Lyon-9299 (SacA 29721)	Charcoal(ABA)	3MV NEC Pelletron Artemis	-22.8	0.0073	31,360 ± 860	860		1.97	79.07	5/3
	SacA 28829	Charcoal(ABA)	3MV NEC Pelletron Artemis	-22.4	0.0024	31,940 ± 390	390	32,160	0.12	53.85	5/2
	SacA 29314	Charcoal(ABA)	Artemis	-21.1	0.0024	32,380 ± 410	410		1.24	56.10	5/5
	OxA-26572	Charcoal("mild acid only")	3MV HVEE	<i>-23.6</i>	-	32,500 ± 310	310	-	1.60	41.94	5/14
	VERA-5779HS	Alkaline fraction	3MV NEC Pelletron	-25.3 ± 1.1	0.0015	32,180 ± 444	421	31,962	0.63	59.46	5/2
	VERA-5779_2	Charcoal(ABA)		-23.7 ± 1.6	0.0012	32,158 ± 276	266		0.56	34.78	5/3
	VERA-5779HS_2	Alkaline fraction (extracted from VERA-5579_2)		-19.5 ± 3.5	0.0012	31,547 ± 264	255		1.37	31.82	5/14
	GifA 13014 (SacA 32303)	Charcoal(ABA)	3MV NEC Pelletron Artemis	-23.1	0.0025	32,640 ± 400	400	32,547	2.03	55.00	5/22
Charcoal(ABA)		-22.8		0.0025	32,330 ± 370	370	1.09		51.35	5/4	
GifA 13015 (SacA 32304)		Charcoal(ABOX)		-24.2	0.0025	32,670 ± 380	380		2.12	52.63	5/33
GifA 13019 (SacA 32308)											

Table (Continued)

Chauvet sample	Sample nr	Sample (pretreatment)	AMS facility	$\delta^{13}\text{C}$	Back-ground (R14)	^{14}C age BP		Mean value/lab (BP)	δ ave.	$\delta\sigma$	Outlier test (s) R_Combine	
						σ^+	σ^-					
	AA 98841	Charcoal (ABA)	3MV NEC	-23.6	0.0024	32,170 \pm 470	470	-	0.59	61.70	5/2	
	Muse 240 (SacA 31533)	Charcoal	3MV NEC Pelletron Artemis	-24.2	0.0029	32,290 \pm 510	510	-	0.96	64.71	5/3	
					Average	31,979 \pm 378	-	max:	2.76	79.07		
GC-12-04	Wk 33808	Charcoal (ABA)	0.5MV NEC -UC Irvine Keck-CAMS	-22.5 \pm 0.2	0.0019	32,131 \pm 272	272	32,208	0.22	12.50	5/2	
		Charcoal (ABA)		-22.5 \pm 0.2		32,284 \pm 398	398		0.69	40.20	5/3	
	GrA53609	Charcoal (ABA)	HVEE-4130. 2.5 MV	-23.2	0.0022	32,810 \pm 320	280	32,860	2.28	15.00	5/83	
	GrA53610	Charcoal (ABA)	HVEE-4130. 2.5 MV	-23.3	0.0022	32,910 \pm 320	280		2.58	15.00	5/96	
	ETH-46134	a) Charcoal (ABA)	Micadas		-22.1 \pm 1.1	0.0032	31,875 \pm 265	265	31,822	0.58	10.19	5/2
		b) Charcoal (ABOX H ₂ SO ₄)			-24.5 \pm 1.1	0.0019	31,864 \pm 245	245		0.62	2.86	5/3
		c) Charcoal (ABOX K ₂ Cr ₂ O ₇)			-23.7 \pm 1.1	0.0019	31,663 \pm 238	238		1.26	0.00	5/10
		d) Charcoal (ABA)			-26.6 \pm 1.1	0.0019	31,886 \pm 247	247		0.55	3.64	5/2
	Lyon-8931 (GrA)	Charcoal (ABA)	HVEE-4130. 2.5 MV	-	0.0022	31,940 \pm 200	180	32,185	0.38	19.00	5/2	
	Lyon-9300 (SacA 29722)	Charcoal (ABA)	3MV NEC Pelletron Artemis	-23.4	0.0073	32,430 \pm 980	980		1.14	75.71	5/2	
	SacA 28830	Charcoal (ABA)	3MV NEC Pelletron Artemis	-22.0	0.0024	32,060 \pm 400	400	32,175	0.00	40.50	5/2	
	SacA 29315	Charcoal (ABA)		-21.2	0.0024	32,290 \pm 410	410		0.71	41.95	5/3	
	OxA 26473	Charcoal (ABA)	3MV HVEE	-22.8	-	31,900 \pm 280	280	31,803	0.50	15.00	5/2	
	OxA 26485	Charcoal (ABA)		-23.4		31,600 \pm 450	450		1.46	47.11	5/4	
	OxA 26645	Charcoal (ABOX)		-22.2		31,910 \pm 250	250		0.47	4.80	5/2	
	VERA-5780HS	Alkaline fraction	3MV NEC Pelletron	-24.8 \pm 0.8	0.0015	32,660 \pm 454	430	32,210	1.83	47.58	5/11	
	VERA-5780HS_2	Alkaline fraction		-28.1 \pm 2.0	0.0012	31,759 \pm 244	237		0.95	2.46	5/4	
GifA 13016 (SacA 32305)	Charcoal (ABA)	3MV NEC Pelletron Artemis	-23.1	0.0025	32,560 \pm 500	500	32,597	1.53	52.40	5/5		
GifA 13017 (SacA 32306)	Charcoal (ABA)		-22.8	0.0025	32,600 \pm 390	390		1.65	38.97	5/14		
GifA 13017 (SacA 32306)	Charcoal (ABOX)		-24.2	0.0025	32,630 \pm 390	390		1.74	38.97	5/19		
GifA 13020 (SacA 32309)												
AA 98842	Charcoal (ABA)	3MV NEC Pelletron	-23.3	0.0024	29,900 \pm 1000	1000	-	7.23	76.20	5/29		
Muse 241 (SacA 31534)	Charcoal (ABA)	3MV NEC Pelletron Artemis	-27.9	0.0029	31,680 \pm 460	460	-	1.20	48.26	5/3		
					Average	32,061 \pm 373	-	max:	7.23	76.20		

and are in the same ranges as those measured on the purified charcoal samples; in particular, VERA-5779_2 (purified charcoal specimen) gave $32,158 \pm 276/266$ BP and its alkaline fraction $31,547 \pm 264/255$ BP (VERA-5779HS_2). Such an agreement between both fractions shows that this sample was not contaminated by modern carbon (Batten et al. 1986).

GC-12-04

Some 22 measurements were performed by the 10 laboratories on GC-12-04; ^{14}C ages all fall within the 2σ range (Figure 4) and extend from $32,910 \pm 320/280$ to $29,900 \pm 1000$ BP. The $\delta^{13}\text{C}$ values extend from -28.1 to -22.2% . As shown in Figure 4, those 22 measurements are compatible with a 2σ range and yield an average value of $32,061 \pm 373$ BP. Sample AA 98842 seems younger but much of the sample dissolved during the treatment and ^{14}C measurement was performed on only 0.23 mg of carbon, thus the larger uncertainty; however, it remains compatible with remaining results within 2σ . As for GC-12-01, we note that both the alkaline fraction and various pretreatment protocols lead to compatible results, and so the GC-12-04 sample has not been contaminated.

Conclusions

In terms of chemical pretreatment, it is truly informative to observe that the four applied pretreatments lead to consistent results, despite the aggressiveness gradient of different agents involved. It allows us to conclude that no modern or extraneous carbon has contaminated those charcoal pieces and that the classical ABA pretreatment could safely be used since the Chauvet-Pont d'Arc Cave's environment preserves charcoal well.

In terms of ^{14}C measurements, we observe that average values per lab for GC-12-01 and GC-12-04 are close (Table 1, column 8) and that maximal dispersion between individual measurements and the global average value (calculated with the 21 and 22 results) is less than 3%, except AA 98842 ($29,900 \pm 1000$ BP) which is 7% (δ average are reported Table 1, column 9). Thus, analytical reproducibility is confirmed whatever the pretreatment protocol and AMS facility.

In term of variations in age uncertainty, we report the variability of the uncertainty σ_i to the uncertainty's minimum σ_{\min} obtained, for each sample (Table 1, column 10):

$$\delta\sigma = \text{abs} \frac{(\sigma_i - \min(\sigma_1 : \sigma_N))}{\sigma_i} * 100$$

$\delta\sigma$ can grow up to 79.07% for GC-12-01 (Lyon 9299/SacA 29721) and 76.20% for GC-12-04 (AA 9842). Such variability in age uncertainty can be explained both by the fact that these ages are close to the detection limit of the method, resulting in a poorer counting statistics, and by different estimations of the variability of the background, at different laboratories.

As explained by Scott (2003), random variation makes the chance of outliers to be roughly 1/20; that is why we expected to get 1 outlier in a set of 20 results. First, to deal with outliers, we have manually looked for ^{14}C measurements that were not compatible with the average value with a 2σ range. No such ^{14}C outlier was detected for GC-12-01 and GC-12-04. Then, we used the classical χ^2 test to determine if we needed or not to go further in outlier detection. These two tests failed and we obtained for GC-12-01 a value of 48.9 (with an acceptance region of 31.4 for a significance level of 5% (31.4, 5%)), and for GC-12-04, a value of 34.1 (32.7, 5%).

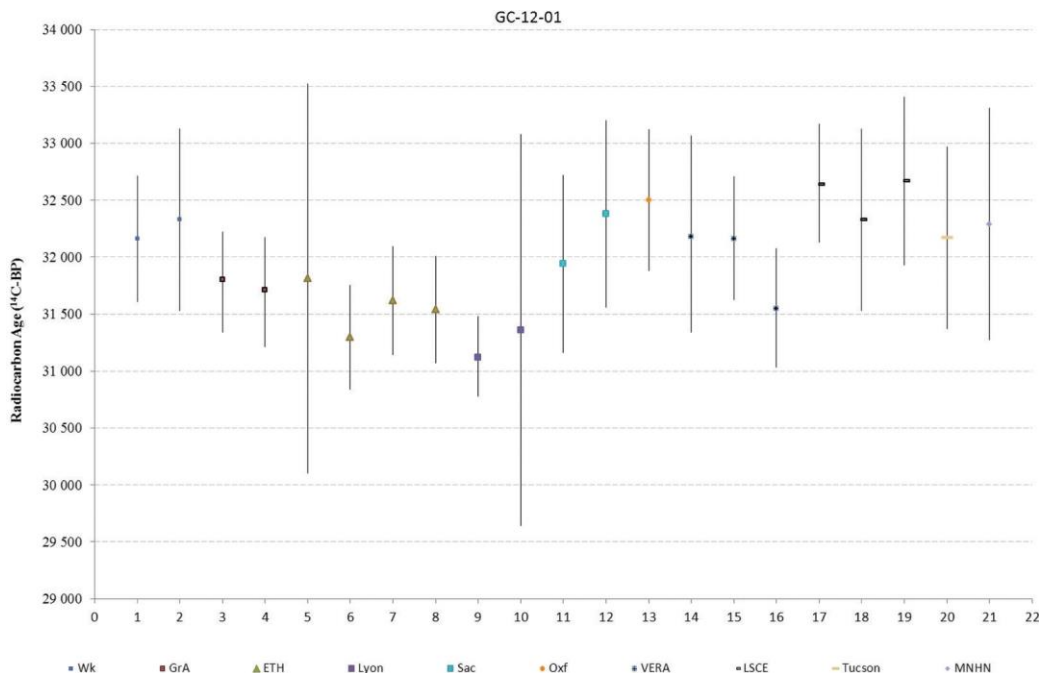


Figure 3 Radiocarbon results obtained for GC-12-01, with a 2σ range. The 10 laboratories performed 21 measurements, using their own chemical pretreatment (ABA, ABOX, “mild acid only,” alkaline fraction) and AMS facility (seven different ones). They range from $32,670 \pm 380$ to $31,120 \pm 180/170$ BP with an average value of $31,979 \pm 378$ BP; all are compatible with a 2σ range. Note that the large uncertainty of one ETH analysis is due to the small amount of C used (see text).

INTERPRETATION

Outlier Detection-Combined Results

^{14}C ages were calibrated using the OxCal v 4.2 software (Bronk Ramsey 2009a) and the IntCal09 calibration curve (Reimer et al. 2009). To perform a more objective rejection, we applied Bayesian statistical methods to identify outliers in a model averaging approach. The level at which we have to reject or not samples requires analyzing the representativeness of the dated samples related to the timing of the event to which they refer. Usually, random variation of the method as well as variability of the samples’ representativeness make the measurements likely to be spurious. Nonetheless, in our case, the two sets of measurements come from two independent pieces of charcoal (GC-12-01 and GC-12-04), so we consider that all measurements performed on the same charcoal specimen are necessarily of the same age. In this case, to identify outliers, we do not have to deal with the samples’ representativeness related to a precise archaeological event. The only difficulty would be in individual ^{14}C measurements, which might be at fault.

GC-12-01

We first performed an outlier test of type “s” using OxCal v 4.2 (Bronk Ramsey 2009b), and we chose a normal distribution law as *Outlier Model*: “SSimple”, $N(0,2), 0, “s”$. We postulated for all samples a 5% *a priori* probability of how likely these individual measurements are to be spurious, in view of the 1/20 chance to be outliers due to random variation of the method. Then, we combined the 21 dates to get a unique age density (Figure 5a). This **weighted outlier strategy** (WOS) allows for down-weighting those measurements with lower acceptance criteria that are the least consistent.

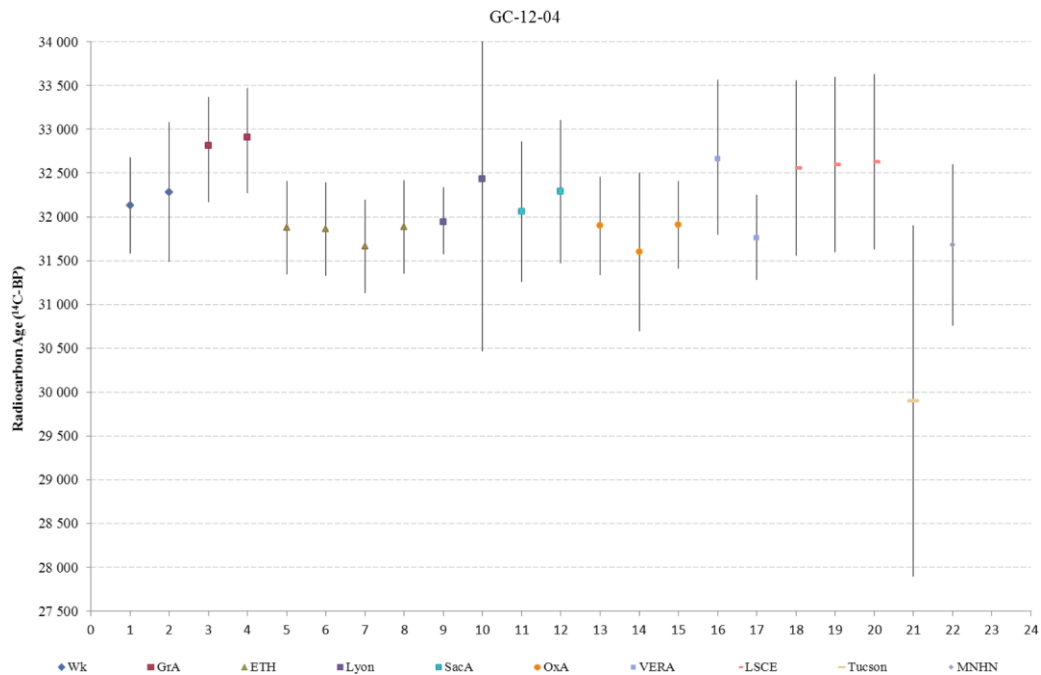


Figure 4 ^{14}C results obtained for GC-12-04, with a 2σ range. The 10 laboratories performed 22 measurements, using their own chemical pretreatment (ABA, ABOX, alkaline fraction) and AMS facility (seven different ones). They range from $32,910 \pm 320/280$ to $29,900 \pm 1000$ BP, with an average value of $32,061 \pm 373$ BP. Note that the large uncertainty of the AA analysis is due to the small amount of C used (see text).

Thereby, the deduced combined age remains more influenced by densities associated with a weak outlier probability than to ones reaching the highest probabilities to be outliers. *A posteriori* outlier probabilities calculated for each measurement are reported in Table 1, column 11. We observe that Lyon-8930 is rejected with an *a posteriori* outlier probability of 100%, and the deduced R_Combine age is $31,843 \pm 67$ BP ($36,782$ – $36,278$ cal BP, 2σ).

Secondly, we tested a **rejected outlier strategy** (ROS) to model our results by excluding one after the other those samples that get the highest *a posteriori* probability to be outliers. Then, we ran the model until obtaining a validated model that passed the χ^2 test. For GC-12-01, this outlier test is validated (24.2(5% 28.9)) if Lyon-8930 and ETH_46133b are rejected. In that case, the R_Combine age is $32,003 \pm 76$ BP ($36,766$ – $36,324$ cal BP, 2σ).

GC-12-04

We performed the same outlier tests on GC-12-04 measurements (Figure 5b). Using the WOS, we weighted the measurements with an *a priori* outlier probability of 5% for each of them and combined the 22 measurements. *A posteriori* outlier probabilities obtained so far are summarized in Table 1, column 11. As a result, the model calculated a R_Combine age of $32,078 \pm 68$ BP ($36,767$ – $36,325$ cal BP, 95.4%). Using the ROS, only GrA 53610 was rejected and the resulting model passes the χ^2 test (26.1 (31.4, 5%)); the R_Combine age is $32,033 \pm 69$ BP ($36,776$ – $36,346$ cal BP, 95.4%).

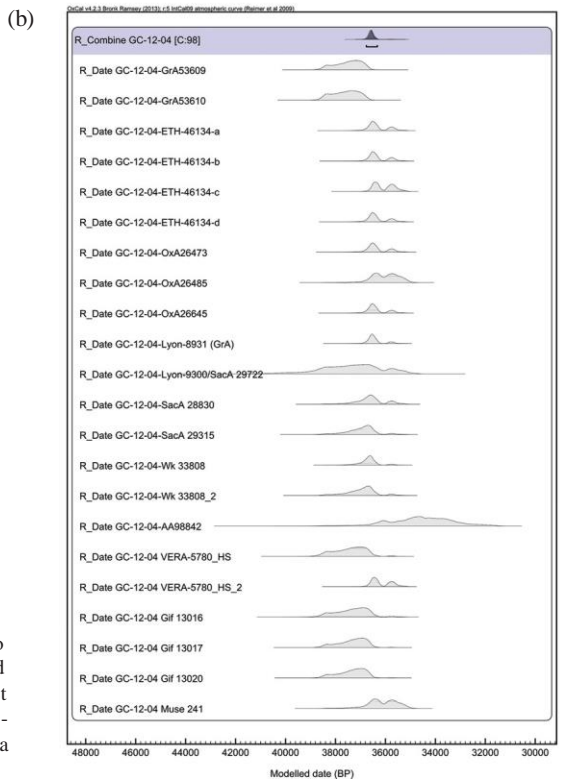
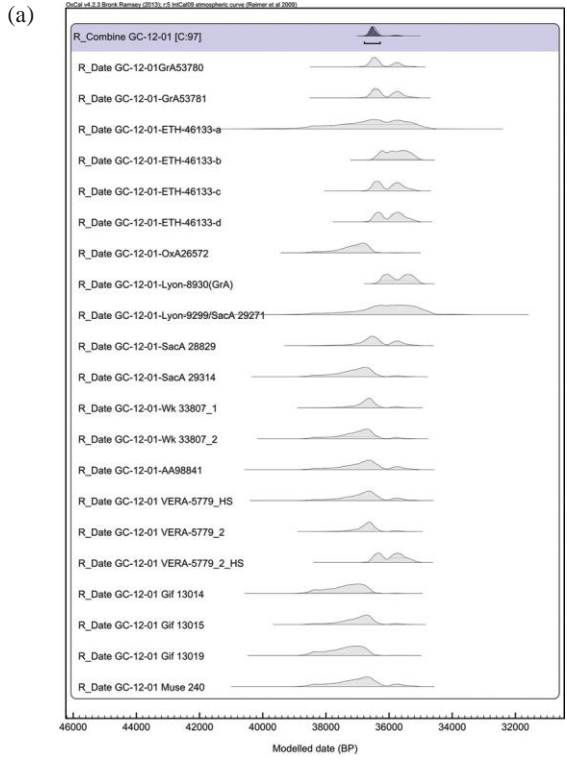


Figure 5 Outlier tests (“s”) were performed on the two sets of measurements done on GC-12-01 (Figure 5a) and GC-12-04 (Figure 5b). An outlier prior probability was set to 5% for each measurement; calculated *a posteriori* probabilities are reported in Table 1. This model calculates a combined age density by sample.

Modeling of the First Intercomparison Results

The new combined results for GC-12-01 and GC-12-04 might now be compared with the three previous ones GC-40, GC-41, and GC-42, obtained from the First Intercomparison Program. They had been sampled in an archaeological entity in the Galerie des Mégacéros (Figure 1b, Cuzange et al. 2007). Since publication of the first program's results, new measurements were performed on those three samples by both the LSCE and LMC14 laboratories. These additional results are reported in Table 2. They were integrated in the statistical analyses and finally, respectively, 16, 15, and 11 analyses have been carried out on GC-40, GC-41, and GC-42. Figure 6 reports the ^{14}C ages obtained for GC-40 (in blue), GC-41 (in red), and GC-42 (in blue). The three average values are, respectively, $32,034 \pm 324$, $31,580 \pm 297$, and $31,802 \pm 335$ BP. GrA 27040 (GC-40), GrA 27316 (GC-41), and GrA 27052 (GC-42) are not consistent with the average value within 2σ and are clearly outliers, so they were rejected from the modeling. As previously, the two same outlier tests (WOS and ROS) have been performed on those three sets of results, in order to compare them to the GC-12-01 and GC-12-04 results.

For GC-40, the WOS leads to the *a posteriori* outlier probabilities reported in Table 2, column 10. GrA 27646 gives an *a posteriori probability* of 100%, and six samples obtained a value higher than 5%. The deduced R_Combine age is $32,087 \pm 69$ BP (36,877–36,420 cal BP, 95.4%). Following the ROS, GrA 27046 has to be rejected to find a validated model that passes the χ^2 test; the deduced R_Combine age is $32,156 \pm 72$ BP (36,866–36,429 cal BP, 95.4%).

Results for GC-41 and GC-42 are gathered in Table 2. WOS leads to a R_Combine age of $31,828 \pm 70$ BP (36,724–35,719 cal BP, 95.4%) for GC-41 and $31,832 \pm 81$ BP (36,641–35,599 cal BP, 95.4%) for GC-42. ROS leads to exclude GifA 70055 and to compute a R_Combine age of $31,875 \pm 72$ BP (36,700–35,705 cal BP, 95.4%) for GC-41. For GC-42, OxA 13976 has to be excluded; the R_Combine age is $31,782 \pm 97$ BP (36,652–35,610 cal BP, 95.4%). We note that GC-41 is very close to passing the χ^2 test (21.787 (21.0, 5%)), and we prefer to conserve a set of 13 values rather than rejecting one more value. The χ^2 test is validated for GC-42.

Modeled Results

To set up a model and to test its robustness, we can compare the results obtained from both outlier strategies (Table 3). An average difference of -36 ^{14}C yr is calculated between the two combined ^{14}C ages deduced respectively from WOS and ROS calculations. To investigate if this offset could be significant, we calibrated the deduced combined densities obtained from the WOS and ROS tests. The calibrated densities are summarized in Table 3 and Figure 7 (WOS densities in green and ROS ones in red) and we deduce that both WOS and ROS strategies lead to two quasi-identical densities, despite the offset between the combined ^{14}C ages. This means that whatever the strategy, the combined calendar densities are the same, which demonstrates the robustness of the modeling. As we had no chemical or physical arguments for rejecting samples, we decided to use the results of the WOS to model our dates.

On average, ^{14}C results so far obtained for the Chauvet-Pont d'Arc Cave are given with an uncertainty of at least 150 ^{14}C yr, which can grow up to 500 ^{14}C yr, according to the scarcity of the sample, its weight, etc. (Valladas et al. 2005). The statistical interest of an intercomparison program is in particular to substantially reduce the uncertainty on the sample age. By getting ~ 20 measurements per sample, we succeeded in reducing the uncertainty on the ^{14}C density to ~ 70 ^{14}C yr. Thus, this model shows that each time we performed multiple measurements on the same sample, we obtained an average ^{14}C age close to 32 ka BP, with a reduced uncertainty.

Table 2 Results of the First Intercomparison Program carried out on the three ground charcoal specimens GC-40, GC-41, and GC-42. The pretreatment protocols and AMS facilities used are detailed in columns 3 and 4, $\delta^{13}\text{C}$ are in column 5. Background corrections applied on each measurement are reported in column 6. ^{14}C ages are reported in BP (column 7); some laboratories performed multiple dates and their average values are calculated (column 8). δ average calculates the dispersion of a single date to the total average value (column 9). $\delta\sigma$ represents the dispersion of a single date uncertainty to the uncertainty's minimum (column 10). Maxima of δ average and $\delta\sigma$ are reported at the bottom of columns 9 and 10 for GC-40, GC-41, and GC-42. To identify outliers (WOS), the *a priori* probability was set to 5% for each sample's measurements and the *a posteriori* outlier probabilities were calculated using the OxCal 4.2 R_Combine tool. They are reported in column 11 (*prior/posterior*).

Chauvet sample	Lab code	Sample (pretreatment)	AMS facility	$\delta^{13}\text{C}$	^{14}C age BP			Mean value/lab (BP)	δ average	$\delta\sigma$ (%)	Outlier test ("s")		
					σ_+	σ_-					R_Combine prior/posterior		
GC-40	GrA 27040	Charcoal (ABA)	HVEE-4130.	-23.4	29,540	210	210	30,867	8.44	9.52	<i>out</i>		
	GrA 27646	Charcoal (ABA)	2.5 MV	-23.1	31,250	230	230		2.51	17.39	5/100		
	GrA 27642	Charcoal (ABA)		-23.2	31,810	200	200		0.70	5.00	5/20		
	KiA 28570 GifA 50124	Charcoal (ABA)	3MV Tandetron	-25.0	32,600	320	320	32,479	1.74	40.63	5/10		
	KiA 28573 GifA 50128	Charcoal (ABA)		-21.4	32,357	350	350		1.00	45.71	5/2		
	Lyon 3095 (Poz-15047)	Charcoal (ABA)	1.5 SDH-Pelletron NEC	-23.6	33,580	1000	1000		4.60	81.00	5/13		
	OxA 13974	Charcoal (ABA)	3MV HVEE	-23.1	32,460	200	200	32,175	1.31	5.00	5/13		
	OxA-X-2131-14	Charcoal (ABOX without precombustion)		-23.0	32,350	210	210		0.98	9.52	5/4		
	OxA-X-2130-47	Charcoal (ABOX 330°C precombustion)		-23.0	32,080	200	200		0.14	5.00	5/2		
	OxA-X-2130-48	Charcoal (ABOX 630°C precombustion)		-22.9	31,810	190	190		0.70	0.00	5/25		
		GifA 70147 (SacA 9870)	Charcoal (ABA)	3MV Pelletron	-21.9	32,580	360	360	32,118	1.68	47.22	5/6	
		GifA 80002 (SacA 9875)	Charcoal (ABA)	NEC Artemis	-20.0	31,610	320	320		1.34	40.63	5/18	
		GifA 8007 (SacA 9880)	Charcoal (ABA)		-20.9	31,970	350	350		0.20	45.71	5/2	
		GifA 80008 (SacA 9881)	Charcoal (ABA)		-21.6	32,010	340	340		0.08	44.12	5/2	
		GifA 8009 (SacA 9882)	Charcoal (ABA)		-18.1	32,130	360	360		0.30	47.22	5/2	
	GifA 80010 (SacA 9883)	Charcoal (ABA)		-21.1	32,410	350	350		1.16	45.71	5/3		
				Average	32,034	324		max:	8.44	81.00			
GC-41	GrA 27315	Charcoal (ABA)	HVEE-4130.	-23.8	31,570	240	240	31,280	0.03	25.00	5/9		
	GrA 27316	Charcoal (ABA)	2.5 MV	-23.8	28,780	180	180		9.73	0.00	<i>out</i>		
	GrA 27644	Charcoal (ABA)		-23.8	32,030	210	210		1.41	14.29	5/3		
	GrA 27042	Alkaline fraction		-23.7	31,670	230	230		0.29	21.74	5/4		
	GrA 27049	Alkaline fraction		-23.6	32,350	250	250		2.38	28.00	5/26		

(Continued)

Table 2 (Continued)

Chauvet sample	Lab code	Sample (pretreatment)	AMS facility	$\delta^{13}\text{C}$	^{14}C age BP			Mean value/lab (BP)	δ average	$\delta\sigma$ (%)	Outlier test ("s") R_Combine prior/posterior
					σ_+	σ_-					
	KiA 28574/GifA 50129	Charcoal (ABA)	3 MV Tandetron	-23.5	32,313	310	310	31,703	2.27	41.94	5/9
	KiA 28595/GifA 50160	Charcoal (ABA)		-24.8	31,093	260	260		1.57	30.77	5/94
	Lyon 3096 (Poz-15048)	Charcoal (ABA)	1.5 SDH-Pelletron NEC	-23.6	31,590	780		-	0.03	76.92	5/2
	OxA 13975	Charcoal (ABA)	3MV HVEE	-23.7	31,920	180	180	31,920	1.07	0.00	5/2
	OxA-X-2138-36	Charcoal (ABOX without precombustion)		-22.4	31,920	190	190		1.07	5.26	5/2
	GifA 70148 (SacA 9871)	Charcoal (ABA)	3MV Pelletron	-21.0	32,370	360	360	31,692	2.44	50.00	5/8
	GifA 70054 (SacA 8545)	Charcoal (ABA)	NEC Artemis	-18.0	32,100	360	360		1.62	50.00	5/2
	GifA 70055 (SacA 8546)	Charcoal (ABA)		-22.3	30,800	300	300		2.53	40.00	5/100
	GifA 80003 (SacA 9876)	Charcoal (ABA)		-23.7	31,680	330	330		0.32	45.45	5/3
	GifA 80174 (SacA 12039)	Charcoal (ABA)		-24.2	31,510	270	270		0.22	33.33	5/10
				Average :	31,580	297		max:	9.73	76.92	
GC-42	GrA 27044	Charcoal (ABA)	HVEE-4130.	-23.7	31,960	240	240	31,416	0.49	16.67	5/4
	GrA 27045	Charcoal (ABA)	2.5 MV	-23.5	31,390	230	230		1.31	13.04	5/14
	GrA 27051	Charcoal (ABA)		-23.5	31,570	300	300		0.73	33.33	5/3
	GrA 27052	Alkaline Fraction		-23.6	30,290	210	210		4.99	4.76	5/100
	GrA 27645	Alkaline Fraction		-23.6	31,870	210	210		0.21	4.76	5/3
	KiA 28575/GifA50130a	Charcoal (ABA)	3MV Tandetron	-23.9	32,191	380	380	31,946	1.21	47.37	5/6
	KiA 28575/GifA50130b	Charcoal (ABA)		-23.0	31,700	280	280		0.32	28.57	5/2
	Lyon 3097 (Poz-15049)	Charcoal (ABA)	1.5 SDH-Pelletron NEC	-23.1	32,200	950	950	-	1.24	78.95	5/2
	OxA 13976	Charcoal (ABA)	3MV HVEE	-22.8	32,870	200	200	-	3.25	0.00	5/100
	GifA 70149 (SacA 9872)	Charcoal (ABA)	3MV Pelletron	-16.8	32,410	370	370	31,890	1.88	13.51	5/27
	GifA 80004 (SacA 9877)	Charcoal (ABA)	NEC Artemis	-20.3	31,370	320	320		1.38	0.00	5/6
				Average :	31,802	335		max:	4.99	78.95	

Cave

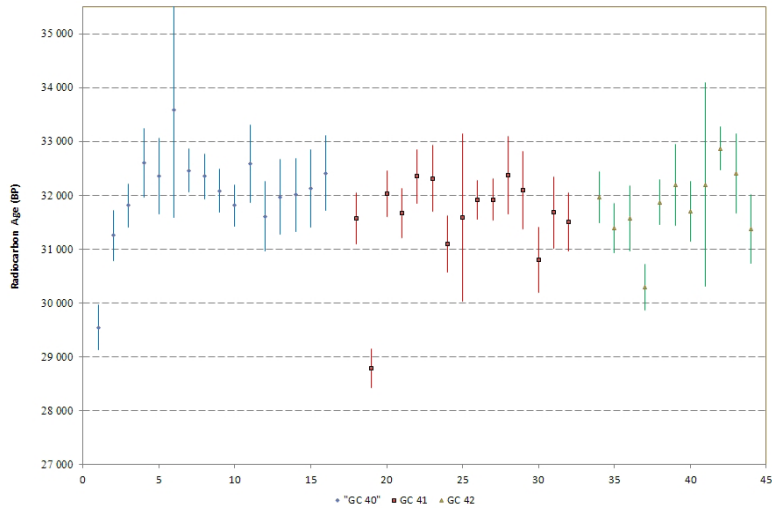


Figure 6 ^{14}C ages obtained for GC-40 (blue), GC-41 (red) and GC-42 (green), with a 2σ range (First Intercomparison Program, Cuzange et al. 2007). The three average ages are respectively set to $32,034 \pm 324$, $31,580 \pm 297$, and $31,802 \pm 335$ BP; one measurement per sample is not compatible with this average value with a 2σ range.

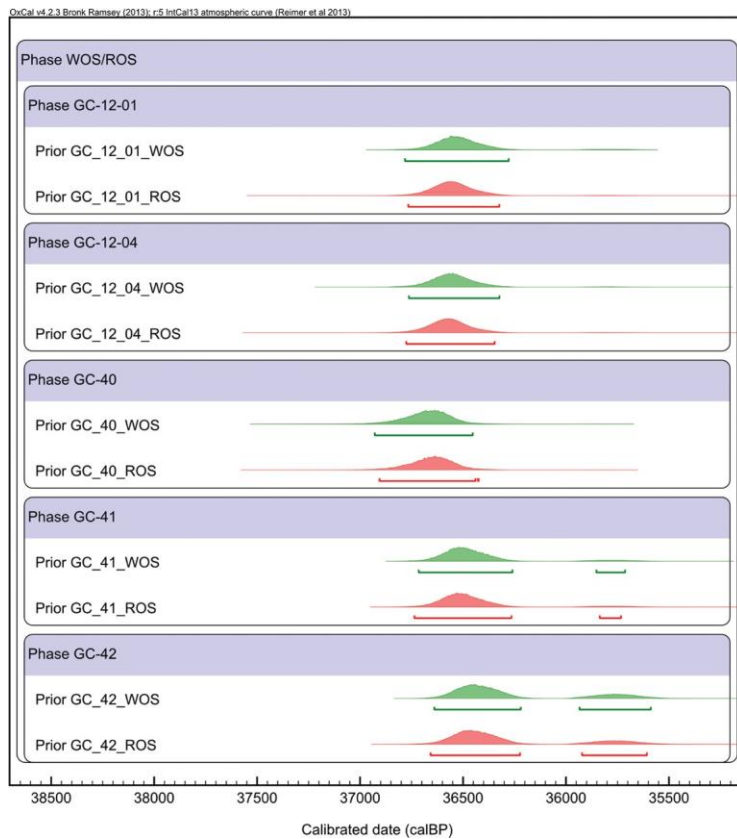


Figure 7 Comparison of calibrated combined densities deduced from the WOS (in green) and the ROS (in red) statistical methods used to deal with outliers. Both WOS and ROS strategies lead to two quasi-identical temporal densities despite the offset between combined ^{14}C ages.

Table 3 Comparison of the results obtained from the weighted outlier strategy (WOS) and the rejected outlier strategy (ROS). Using the WOS, R_Combine ¹⁴C values obtained with an *a priori* outlier probability set to 5% for all measurements are reported in column 3. Their deduced calibrated ranges are given in column 4; the convergence factor (*C*) is given in column 5. Results of the χ^2 test are given in column 6. ROS calculation results are reported in columns 7–8. Differences between WOS (column 3) and ROS (column 7) ¹⁴C results are reported in column 10. We observe an average value of the differences between the two combined ¹⁴C ages of -36 ¹⁴C yr. The length of the calendar intervals between both strategies is presented in column 11. Results of the WOS calculations were selected for the modeling (in green).

Sample nr	Analyses (<i>n</i>)	Weighted outlier strategy (WOS)							Rejected outlier strategy (ROS)						Calendar interval		
		R_Combined (BP)		Calibrated ranges (cal BP)					R_Combined (BP)		Calibrated ranges (cal BP)				¹⁴ C age difference [yr]	(2 σ) [yr]	
		Value	σ	>	<	Range	<i>C</i>	γ^2	Value	σ	>	<	Range	γ^2		WOS	ROS
GC-12-01	21	31,843	67	36,782	36,278	95.4	97	48.9 (5% 31.4)	32,003	76	36,766	36,324	95.4	24.2 (5% 28.9)	-160	504	442
GC-12-04	22	32,078	68	36,767	36,325	95.4	96	34.1 (5% 32.7)	32,033	69	36,776	36,346	95.4	26.1 (5% 31.4)	45	440	430
GC-40	16	32,087	69	36,877	36,420	95.4	98	32.316 (5% 23.7)	32,156	72	36,866	36,429	95.4	19.5 (5% 22.4)	-69	457	437
GC-41	15	31,828	70	36,724	35,719	95.4	98	32.568 (5% 22.4)	31,875	72	36,700	35,705	95.4	21.787 (5% 21.0)	-47	1005	995
GC-42	11	31,832	81	36,641	35,599	95.4	98	85.789 (5% 18.3)	31,782	97	36,652	35,610	95.4	10.2 (5% 15.5)	50	1042	1042
Average difference: -36																	

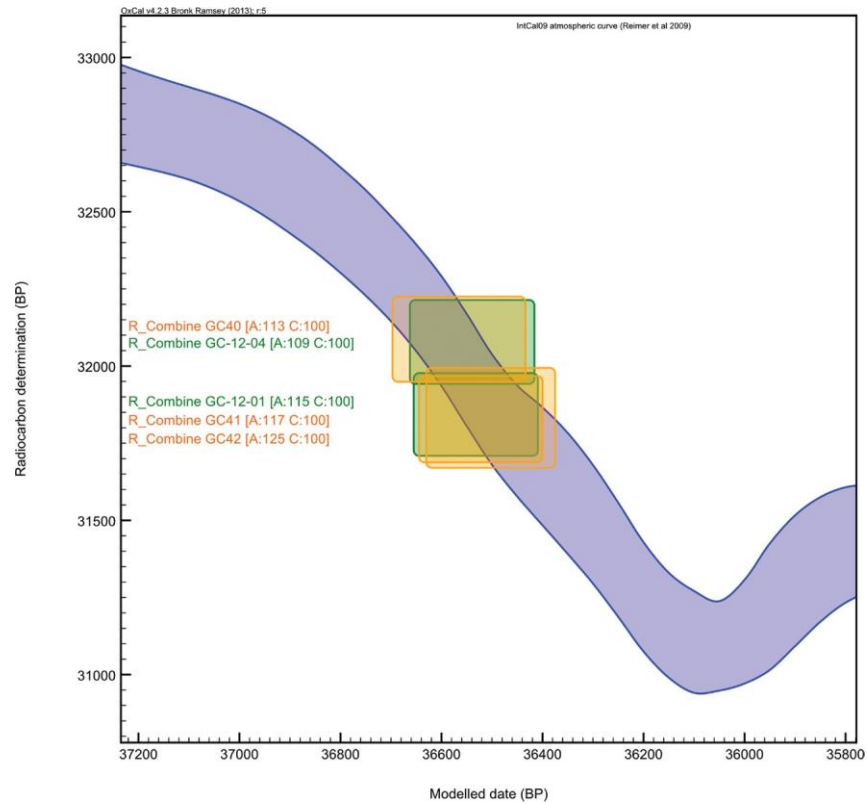


Figure 8 The five combined temporal densities deduced from the two intercomparison programs are linked before the plateau age of the calibration curve (First Intercomparison Program in yellow, Second Intercomparison Program in green). They give a calendar age focused on 36.5 ka cal BP. The five densities are associated with a human activity that occurred in the Galerie des Mégacéros and was associated with the first human occupation. This occupation phase, sequenced with an older and a younger boundary, occurred sometime between 36.8 and 36.2 ka cal BP (2σ).

As a result, it is truly informative to observe that five different samples from at least three different and independent hearth structures give very similar results. They are associated with one human occupation in the Galerie des Mégacéros. In order to model this occupation phase, we gathered these five combined densities in a *phase*, which was sequenced with an older and a younger boundary (boundary *Start* and boundary *End*) (Bronk Ramsey 2009a). Figure 8 shows the five WOS combined densities obtained on the calibration curve; they are perfectly consistent. The *Boundary Start* modeled an age extending from 36.8 to 36.4 ka cal BP (2σ) and the *Boundary End* from 36.6 to 36.2 ka cal BP (2σ) (Figure 8). These two modeled intervals are clearly consistent. Note that this model integrates a set of 85 ^{14}C dates. This leads to the conclusion that human activity occurred in the Galerie des Mégacéros of the Chauvet-Pont d'Arc Cave between 36.8 and 36.2 ka cal BP (2σ), linked with the first human occupation.

CONCLUSION

This article reports the results of the Second Intercomparison Program for the Chauvet-Pont d'Arc Cave. Two large charcoal specimens from two independent archaeological hearth structures, sampled in the Galerie des Mégacéros, have been independently dated by 10 laboratories. GC-12-01 resulted in 21 measurements, whereas 22 analyses were performed on GC-12-04. Those two sets

of ^{14}C dates are consistent. Both average values are close to 32 ka BP and reach the same average uncertainty (~ 300 ^{14}C yr). In terms of average ^{14}C measurements, they are close with a maximum dispersion of 3%. Therefore, analysis reproducibility is confirmed, whatever the pretreatment protocol and facility used.

To deal with outliers, we tested two different ways to model the rejection of samples. First, we manually rejected ^{14}C measurements that were not consistent with the average value within a 2σ range. Then, we used the OxCal *Outlier* detection model *SSimple* to identify the outliers. Using the weighted outlier strategy (WOS), we weighted the probability to be an outlier by giving to each measurement an offset in proportion to how likely the sample seemed to be an outlier. Using the rejected outlier strategy (ROS), spurious results getting the highest outliers probabilities were removed manually, one after the other, and the model was rerun until getting a model that validated the χ^2 test. We finally deduced one R_Combine density for each strategy and sample. Calibration of these previous densities has shown that these two methods of dealing with outliers lead to the same combined calendar densities.

The intercomparison programs allow for substantial reduction of the uncertainty in the ^{14}C density, and, thus, the calendar range. Results of this Second Intercomparison Program were compared to those of the previous program. The five combined ages show that every time we succeed in reducing the age uncertainty, we obtain combined ^{14}C densities linked on the calibration curve and close to 32 ka BP. Then, as those five calendar densities (which include 85 ^{14}C dates) are deduced from the analyses of five different pieces of charcoal coming from three different archaeological entities, it appears reasonable to consider that those densities are associated with a human activity that occurred in the Galerie des Mégacéros sometime between 36.8 and 36.2 ka cal BP (2σ) and linked to the first prehistoric occupation within the cave.

ACKNOWLEDGMENTS

This project has been realized in the framework of the Programme National de la Recherche sur la Connaissance et la Conservation des Matériaux et du Patrimoine Culture (PNRCC) and the Archaeological Research Project for the Chauvet–Pont d’Arc Cave, funded by the French Ministère de la Culture et de la Communication. We are grateful to each of the 10 laboratories, which performed their analyses with their own funding. We are indebted to Isabelle Thery (CEPAM, Nice, France) who performed the anthracological analyses on the two pieces of charcoal.

REFERENCES

- Batten RJ, Gillespie R, Gowlett JAJ, Hedges REM. 1986. The AMS dating of separate fractions in archaeology. *Radiocarbon* 28(2A):698–701.
- Bird MI, Ayliffe LK, Fifield LK, Turney CSM, Cresswell RG, Barrows TT, David B. 1999. Radiocarbon dating of “old” charcoal using a wet oxidation stepped-combustion procedure. *Radiocarbon* 41(2):127–40.
- Brock F, Higham T, Ditchfield P, Bronk Ramsey C. 2010. Current pretreatment methods for AMS radiocarbon dating at the Oxford Radiocarbon Accelerator Unit (ORAU). *Radiocarbon* 52(1):103–12.
- Bronk Ramsey C. 2009a. Bayesian analysis of radiocarbon dates. *Radiocarbon* 51(1):337–60.
- Bronk Ramsey C. 2009b. Dealing with outliers and offsets in radiocarbon dating. *Radiocarbon* 51(3):1023–45.
- Clottes J, editor. 2001. *La Grotte Chauvet – L’art des origines*. Paris: Seuil. 224 p.
- Clottes J, Chauvet J-M, Brunel-Deschamps E, Hillaire C, Dugas J-P, Arnold M, Cachier H, Evin J, Fortin P, Oberlin C, Tisnerat N, Valladas H. 1995. Les peintures préhistoriques de la Grotte Chauvet-Pont-d’Arc (Ardèche, France): datations directes et indirectes par la méthode du radiocarbone. *Comptes Rendus de l’Académie des Sciences de Paris* 320(série II a):1133–40.
- Cuzange M-T, Delqué-Kolic E, Goslar T, Grootes PM, Higham T, Kaltnecker E, Nadeau M-J, Oberlin C, Paterné M, van der Plicht J, Bronk Ramsey C, Valladas H, Clottes J, Geneste J-M. 2007. Radiocarbon intercomparison program for Chauvet Cave. *Radiocarbon* 49(2):339–47.

- Geneste J-M, editor. 2003. *Recherches pluridisciplinaires dans la grotte Chauvet*. Lyon: Journées SPF.
- Genty D, Ghaleb B, Plagnes V, Causse C, Valladas H, Blamart D, Massault M, Geneste J-M, Clottes J. 2004. Datations U/Th (TIMS) et ^{14}C (AMS) des stalagmites de la grotte Chauvet (Ardèche, France): intérêt pour la chronologie des événements naturels et anthropiques de la grotte. *Comptes Rendus Palevol* 3(8):629–42.
- Hajdas I, Bonani G, Furrer H, Mader A, Schoch W. 2007. Radiocarbon chronology of the mammoth site at Niederweningen, Switzerland: results from dating bones, teeth, wood, and peat. *Quaternary International* 164–165:98–105.
- Quiles A, Valladas H, Geneste J-M, Bocherens H, Genty D, Elalouf J-M, Sadier B. 2012. Bayesian modelling of the Chauvet Cave dating. *Oral communication presented at the 21st International Radiocarbon Conference*, 13 July 2012, Paris, France.
- Reimer PJ, Baillie MGL, Bard E, Bayliss A, Beck JW, Blackwell PG, Bronk Ramsey C, Buck CE, Burr GS, Edwards RL, Friedrich M, Grootes PM, Guilderson TP, Hajdas I, Heaton TJ, Hogg AG, Hughen KA, Kaiser KF, Kromer B, McCormac FG, Manning SW, Reimer RW, Richards DA, Southon JR, Talamo S, Turney CSM, van der Plicht J, Weyhenmeyer CE. 2009. IntCal09 and Marine09 radiocarbon age calibration curves, 0–50,000 years cal BP. *Radiocarbon* 51(4):1111–50.
- Sadier B, Delannoy JJ, Benedetti L, Bourlès DL, Jaillet S, Geneste J-M, Lebatard A-E, Arnold M. 2012. Further constraints on the Chauvet cave artwork elaboration. *Proceedings of the National Academy of Sciences of the USA* 109(21):8002–6.
- Scott EM. 2003. Section 10: summary and conclusions. *Radiocarbon* 45(2):285–90.
- Valladas H, Clottes J, Geneste J-M, Garcia MA, Arnold M, Cachier H, Tisnérat-Laborde N. 2001. Palaeolithic paintings: evolution of prehistoric cave art. *Nature* 413(6855):479.
- Valladas H, Clottes J, Geneste J-M. 2004. Chauvet, la grotte ornée la mieux datée du monde, Dossier Le Temps des Datations. *Pour la Science* 42:82–7.
- Valladas H, Tisnérat-Laborde N, Cachier H, Kaltnecker E, Arnold M, Oberlin C, Evin J. 2005. Bilan des datations carbone 14 effectuées sur des charbons de bois de la grotte Chauvet. *Bulletin de la Société Française de Préhistoire* 102(1):109–13

