



**HAL**  
open science

## Upstream-travelling acoustic jet modes as a closure mechanism for screech

Daniel Edgington-Mitchell, Vincent Jaunet, Peter Jordan, Aaron Towne, Julio Soria, Damon Honnery

► **To cite this version:**

Daniel Edgington-Mitchell, Vincent Jaunet, Peter Jordan, Aaron Towne, Julio Soria, et al.. Upstream-travelling acoustic jet modes as a closure mechanism for screech. *Journal of Fluid Mechanics*, 2018, 855, pp.R1. 10.1017/jfm.2018.642 . hal-02351577

**HAL Id: hal-02351577**

**<https://hal.science/hal-02351577v1>**

Submitted on 6 Nov 2019

**HAL** is a multi-disciplinary open access archive for the deposit and dissemination of scientific research documents, whether they are published or not. The documents may come from teaching and research institutions in France or abroad, or from public or private research centers.

L'archive ouverte pluridisciplinaire **HAL**, est destinée au dépôt et à la diffusion de documents scientifiques de niveau recherche, publiés ou non, émanant des établissements d'enseignement et de recherche français ou étrangers, des laboratoires publics ou privés.

# Upstream-travelling acoustic jet modes as a closure mechanism for screech

Daniel Edgington-Mitchell<sup>1,†</sup>, Vincent Jaunet<sup>2</sup>, Peter Jordan<sup>2</sup>, Aaron Towne<sup>3</sup>, Julio Soria<sup>1</sup> and Damon Honnery<sup>1</sup>

<sup>1</sup>Dept. of Mechanical and Aerospace Engineering, Monash University, VIC 3800, Australia

<sup>2</sup>Dept. Fluides, Thermique, Combustion, Institut PPRIME, CNRS - Universite de Poitiers, ENSMA, UPR 3346, 86036 Poitiers, France

<sup>3</sup>Center for Turbulence Research, Stanford University, Stanford, CA 94305, USA.

(Received xx; revised xx; accepted xx)

Experimental evidence is provided to demonstrate that the upstream-travelling waves in two jets screeching in the A1 & A2 modes are not freestream acoustic waves but rather waves with support within the jet. Proper Orthogonal Decomposition is used to reduce the coherent fluctuations associated with jet screech from a set of randomly sampled velocity fields. A streamwise Fourier transform is then used to isolate components with positive and negative phase speeds. The component with negative phase speed is shown, by comparison with a vortex-sheet model, to resemble the upstream-travelling jet wave first studied by Tam & Hu (1989). It is further demonstrated that screech tones are only observed over the frequency range where this upstream-travelling wave is propagative.

**Key words:**

---

## 1. Introduction

Supersonic jets operating at off-design conditions are characterized by three distinct noise sources (Tam 1995): mixing noise (Jordan & Colonius 2013), broad-band shock associated noise (André *et al.* 2013), and jet screech (Raman 1999). Turbulent wavepackets in the jet play a key role in all three mechanisms, while the shock structures resulting from the off-design operation of the jet are an integral part of the latter two. Screech was first described by Powell (1953*a,b*), who recognized that screech tones are the result of an aeroacoustic feedback process comprised of four stages: An upstream-travelling acoustic wave arrives at the nozzle lip, perturbing the near-nozzle shear layer. This perturbation grows through the Kelvin-Helmholtz instability, developing into a wavepacket as it convects downstream. The interaction of this wavepacket with shock structures resulting from off-design operation produces acoustic waves. These propagate back to the nozzle, closing the loop. As is typical of aeroacoustic resonance, the screech tone frequency is selected both by the need to match the phase of the upstream and downstream disturbances, and to satisfy an amplitude criterion (the gain across the process must be equal to one). Screech is characterized by its discrete tonal nature, its strong directivity, and what is known as its “staging” behaviour. As the pressure ratio (and thus the degree of under-expansion) is varied continuously, the screech tone initially changes in a similarly continuous manner. This change in tone is typically assumed to

† Email address for correspondence: daniel.mitchell@monash.edu

be due to gradual changes in the shock-cell spacing and convection velocity. However, at certain pressures, driven by the need to satisfy both the amplitude and gain criteria, the frequency of the screech tone changes discontinuously. In an axisymmetric jet, this jump in frequency is often accompanied by a change in the azimuthal structure of the screech mode; with increasing pressure ratio the flow undergoes: A1& A2 (toroidal), B (precessing flapping), C (helical), and D (flapping) oscillations. While there have been attempts to produce frequency prediction models that can account for staging (Gao & Li 2010), or to explain the process in terms of changes in characteristic length scales of the flow (Edgington-Mitchell *et al.* 2015*b*), a clear phenomenological explanation has not been forthcoming.

This lack of a phenomenological explanation for jet screech is symptomatic of a broader lack of understanding regarding its underlying processes. The sound generation mechanisms are still a topic of some debate, though a consensus appears to be arising with respect to the shock-leakage model of Manning & Lele (2000), with both experimental (Edgington-Mitchell *et al.* 2014*b*) and numerical (Berland *et al.* 2007) evidence steadily accruing. Even if it is accepted that sound is produced via shock-leakage, it is not yet clear whether it is a single shock (Mercier *et al.* 2017) or multiple shocks (Tam *et al.* 2014) that are responsible for the tone production. Receptivity processes at the nozzle lip (Barone & Lele 2005), are highly sensitive to nozzle geometry (Raman 1997), and the short time-scales involved render measurement difficult (Mitchell *et al.* 2012). Historically, the upstream propagation of the sound wave has received little attention; the propagation of a sound wave seems a relatively straightforward process compared to the other components of the feedback cycle. It is nonetheless this process that is the focus of this paper.

The typical description of jet screech suggests a closure mechanism wherein an acoustic wave, generated at downstream shock cells, propagates upstream through the hydrodynamic near field to the nozzle lip. Perhaps the only alternative theory to date was proposed by Shen & Tam (2002). It is well recognized that two screech modes can exist simultaneously, suggesting the potential for multiple possible closure mechanisms for the feedback loop. Shen & Tam (2002) hypothesized that in addition to the standard mechanism, the feedback loop could also be closed by an upstream-travelling acoustic jet mode. This mode ( $k_{TH}^-$ ) was one of several that Tam & Hu (1989) identified in compressible jets, beyond the classical downstream-travelling Kelvin-Helmholtz mode. These  $k_{TH}^-$  waves have recently seen a resurgence of interest in the community, having provided phenomenological explanations for tones in subsonic jets (Towne *et al.* 2017; Schmidt *et al.* 2017), jet-plate (Bogey & Gojon 2017), and jet-edge interactions (Jordan *et al.* 2018). One of the earliest attempts to link  $k_{TH}^-$  waves to the feedback-loop closure was by provided by Tam & Ahuja (1990) for subsonic impinging jets:

*“We would like to suggest an alternative proposal that the feedback is achieved by waves belonging to the intrinsic upstream-propagating neutral acoustic modes of the jet flow. These upstream-propagating acoustic wave modes, just as the instability wave modes, have well-defined radial and azimuthal structures. Also they are, as in the case of Kelvin-Helmholtz instability waves, supported and determined by the mean flow of the jet.”*

In this paper, non-time-resolved high-resolution Particle Image Velocimetry is used to provide experimental evidence that this same upstream-travelling neutral acoustic mode is also responsible for closure of the feedback loop in jet screech. A triple decomposition based on Proper Orthogonal Decomposition is used to reconstruct the oscillations of the flow associated with the screech tone. A Fourier transform is then used to separate the screech fluctuations into components with negative and positive phase velocities. A mode with negative phase velocity and support in the core of the jet is clearly visible in the

data. The radial structure of this mode is extracted from the data, and compared to the upstream-travelling mode predicted by stability theory.

## 2. Experimental Setup

The planar PIV dataset was produced in the *Laboratory for Turbulence Research in Aerospace and Combustion (LTRAC)* Gas Jet Facility (Weightman *et al.* 2017). The facility is optimized for PIV measurements and is not anechoic. Both cases considered here are of flow issuing from a purely converging nozzle of diameter  $D = 15\text{mm}$ , with a radius of curvature of  $67.15\text{mm}$ , ending with a parallel section at the nozzle exit, and an external lip thickness of  $5\text{mm}$ . Particle images were obtained using a 12-bit Imperx B4820 camera, with a CCD array of  $4872 \times 3248\text{px}$ , at an acquisition frequency of  $2\text{Hz}$ . The  $600\text{nm}$  diameter smoke particles (Mitchell *et al.* 2013) were illuminated in a  $1\text{mm}$  thick Nd:YAG laser light sheet by a pair of  $6\text{ns}$  pulses of approximately  $160\text{mJ}$ , separated by  $\Delta t = 1\mu\text{s}$ . The multigrid algorithm of Soria (1996) was used to analyze the image pairs, with a final interrogation window size of  $0.03D \times 0.03D$ , a depth of field of  $0.04D$ , and a field of view of  $5.7D \times 3.8D$ . Two flow conditions are considered, falling in the A1 and A2 modes of jet screech, described in Table 1. Only a single screech tone was evident in each case, with no simultaneous peaks or mode-switching observed. Here nozzle pressure ratio is defined as the ratio between the plenum and the ambient pressures  $NPR = p_0/p_\infty$ , while the ideally expanded Mach number  $M_j$ , Reynolds number  $Re = U_j D_j/\nu$  and Strouhal number  $St = f D_j/U_j$  are calculated based on isentropic expansion to ambient pressure. The Strouhal number listed in Table 1 is that of the fundamental screech tone measured by a G.R.A.S. Type 46BE 1/4" pre-amplified microphone in the far-field.

## 3. Mean flows & Decomposition

Contours of the mean axial velocity for the jets, averaged over 10,000 individual fields, are presented in figure 1. Both flowfields exhibit the typical shock-expansion pattern of underexpanded jets. The small difference in pressure ratio is sufficient to cause a moderate change in the spacing and strength of the shock cells.

To extract the fluctuations associated with the screech tone, the snapshot Proper Orthogonal Decomposition of Sirovich (1987) is applied. The spatial quasi-periodicity of screeching and impinging jets make them amenable to POD. The decomposition is performed only on the transverse velocity fluctuation, as this provides a clearer separation for the leading mode pair. Only key details of the approach are reproduced here. The autocovariance matrix is constructed from the velocity snapshots  $\mathbf{R} = \mathbf{V}^T \mathbf{V}$ , and the solution of the eigenvalue problem  $\mathbf{R}\mathbf{v} = \lambda\mathbf{v}$  yields the eigenvalues  $\lambda$  and eigenvectors  $\mathbf{v}$  from which the spatial POD modes are constructed as:

$$\phi_n(x, y) = \frac{\mathbf{V}\mathbf{v}_n(t)}{\|\mathbf{V}\mathbf{v}_n(t)\|}, \quad (3.1)$$

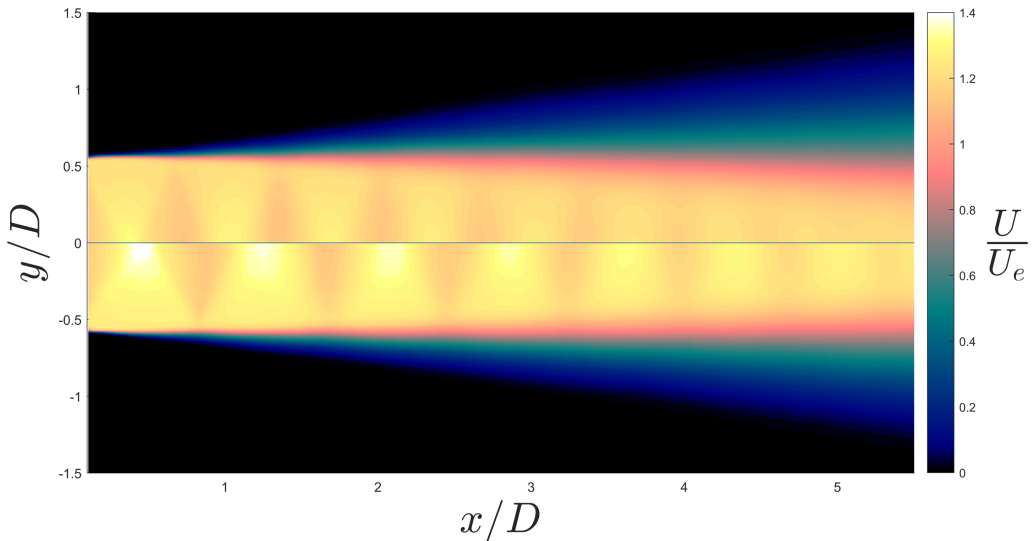
and the coefficients at each time  $t$  for each mode  $n$  can be expressed as

$$\mathbf{a}_n(t) = \mathbf{v}_n(t)\|\mathbf{V}\mathbf{v}_n(t)\|. \quad (3.2)$$

Both jets are characterized by a leading pair of POD modes that are symmetric about the centreline, which at these pressure ratios is indicative of an  $m = 0$  azimuthal mode; these modes are shown in figure 2. At first glance there appears to be almost no difference in modal structure between the two cases. Figure 3 indicates that the leading mode pair represents only a relatively small fraction of the total energy, but this is typical of high

TABLE 1. Jet Conditions

$NPR$	$M_j$	$Re$	$St$	Mode
2.10	1.09	$4.4 \times 10^5$	0.65	A1
2.25	1.14	$4.7 \times 10^5$	0.63	A2

FIGURE 1. Mean axial velocity: **Top**)  $NPR = 2.10$  and **Bottom**)  $NPR = 2.25$ .

Reynolds number screeching jets (Edgington-Mitchell *et al.* 2015a). The Lissajous curves in figure 3, formed by plotting the mean radial distance to the snapshot coefficients, form a circle, indicating that modes 1 & 2 represent a periodic phenomenon. Extensive prior experience with self-forcing flows of this kind demonstrates that it is reasonable to assume that the leading mode pair will represent the coherent structures associated with the aeroacoustic feedback process (Edgington-Mitchell *et al.* 2014a). The coherent fluctuations associated with these structures ( $\mathbf{q}^c(x, y, t)$ ) can thus be extracted from the PIV data using the leading pair of POD modes:

$$\mathbf{q}^c(x, y, t) = \sum_{n=1}^2 a_n(t) \phi_n(x, y) = \Re(\mathbf{a}(t) \boldsymbol{\psi}(x, y)). \quad (3.3)$$

Since the mode pair represents a periodic phenomenon at the screech frequency  $\omega_s$ , after Oberleithner *et al.* (2011) and Jaunet *et al.* (2016) we define:  $\mathbf{a} = a_1 - ia_2 = \hat{a}e^{-i\omega_s t}$  and  $\boldsymbol{\psi} = \phi_1 + i\phi_2$ . On this basis, with the application of a streamwise Fourier transform, the coherent fluctuations can be represented:

$$\mathbf{q}^c(x, y, t) = \hat{a}e^{-i\omega_s t} \sum_k \hat{\mathbf{q}}_k^c(y) e^{ikx}. \quad (3.4)$$

Here the temporal Fourier coefficients have been constructed directly from the complex

POD mode pair  $\psi$ , such that:

$$\hat{\mathbf{q}}_k^c(y) = \sum_x \psi(x, y) e^{-ikx}. \quad (3.5)$$

## 4. The Upstream Travelling $k_{TH}^-$ Mode

### 4.1. Experimental evidence

The amplitude of equation 3.5, for  $\mathbf{q}^c = [\mathbf{u}^c, \mathbf{v}^c, \omega_z^c]$  is plotted as a function of spatial wavenumber  $k_x$  in figure 4. The sign of  $k_x$  determines the sign of the phase velocity. We use the sign of the phase velocity as a proxy for the sign of the group velocity, which determines the direction of energy propagation, i.e. the direction the wave travels. This is justified by the fact that all of the waves in question, i.e. the Kelvin-Helmholtz waves, freestream acoustic waves and upstream-traveling  $k_{TH}^-$  waves, have phase and group velocities of the same sign in supersonic jets (Towne *et al.* 2017).

The vertical white lines indicate wavenumbers associated with the upstream and downstream speed of sound respectively, calculated as  $k_x = \pm\omega_s/2\pi \times a_\infty$ . As expected, the majority of the fluctuating energy is associated with a downstream-travelling wave moving at approximately  $U_c \approx 0.7U_j$ , with peak amplitudes in the shear layer of the jet. However, there is evidence of a component with negative phase speed for both the A1 and A2 cases, with a radial structure quite different to that of the downstream-travelling waves, and a propagation velocity close to the speed of sound. The minimal vorticity fluctuation and acoustic wavespeed indicate that this is an acoustic rather than hydrodynamic perturbation.

The upstream-travelling wave is isolated by bandpass filtering the space-time decomposed data (as per equation 3.5) about the negative speed of sound, with a bandwidth of  $\Delta k_x = 0.45D$ . The downstream component is also isolated, by high-pass filtering for  $k_x \geq 0$ . A reconstruction of the screech-tone phase cycle for both the upstream-travelling and downstream-travelling components can be viewed in Supplementary Movies 1 & 2.

The amplitudes of the components with positive and negative phase speed are presented in figure 5. The downstream fluctuations are dominated by the large-scale structures that develop from the Kelvin-Helmholtz instability, and the amplitude distribution here is consistent with the growth, saturation and decay of these wavepackets. For both cases, the spatial distribution of the downstream-travelling fluctuations is very similar: the majority of fluctuation takes place in the shear layer, reaching a maximum around the fourth or fifth shock cell. Modulation of the large scale structures by the shocks is evident even at this relatively low pressure ratio (Tan *et al.* 2017). The amplitude of the fluctuations associated with the negative phase-speed component presents a very different spatial distribution with much lower peak amplitude. For both cases, the amplitude peaks in the jet core, with a maximum occurring further downstream than for the Kelvin-Helmholtz structures. The only notable difference between the two cases is evident in the radial profile at  $x/D = 2.5$ , plotted in figure 6; while the peak amplitudes are higher for  $NPR = 2.10$ , the radial amplitude decay begins slightly further from the centreline for  $NPR = 2.25$ . Figure 6 also presents axial plots of transversely-integrated amplitude (to account for axisymmetry). It is clear that the overall specific energy associated with the upstream mode is quite similar for both cases. For both jets there is an axial amplitude envelope, peaking between the third and fourth shock reflection points for  $NPR = 2.25$  and at the fifth shock cell for  $NPR = 2.10$ .

Thus for both the A1 and A2 stages, the following statement may be made: There is a mode with negative phase speed and radial support in both the core and the shear layer.

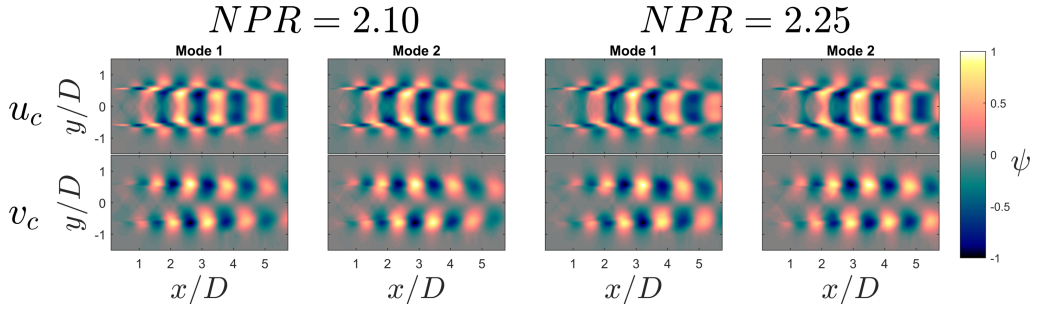


FIGURE 2. Axial and transverse components of Proper Orthogonal Modes 1 & 2 for both cases. Each mode is individually normalized.

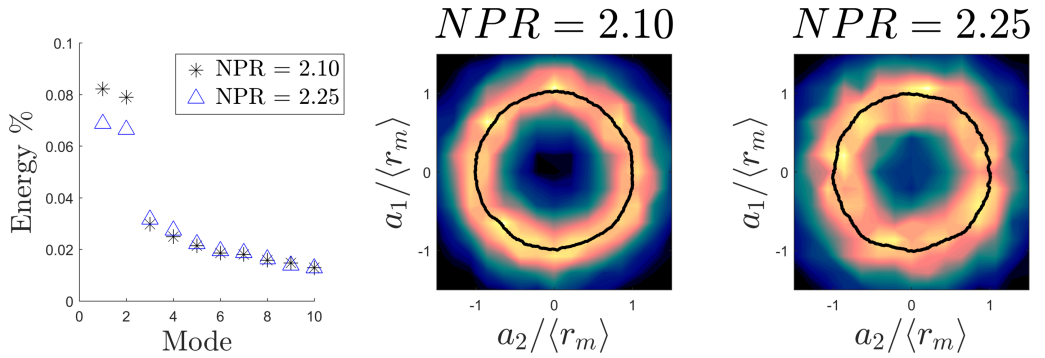


FIGURE 3. **Left)** Energy distribution amongst leading POD modes; **Centre & Right)** Phase portrait of the leading two POD modes for each case, constructed from the eigenvectors associated with those modes, represented as a PDF.

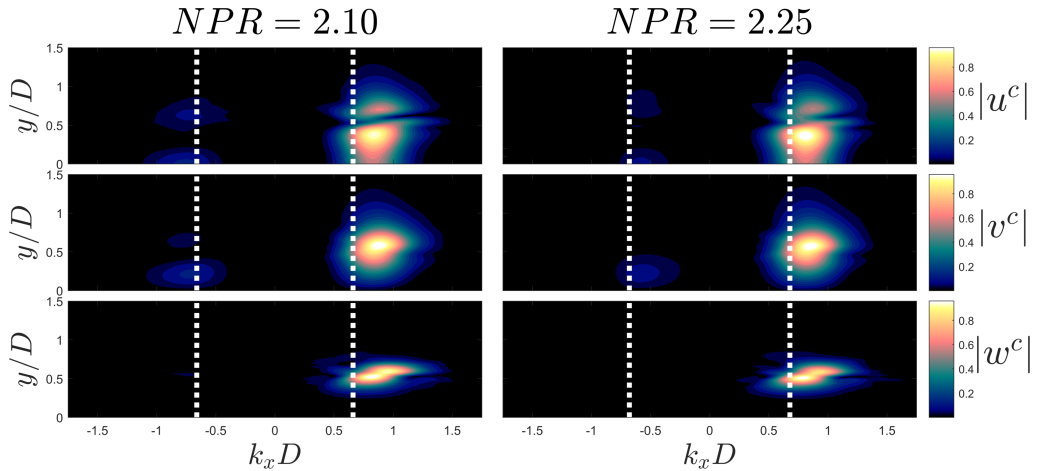


FIGURE 4. Axial, transverse and vortical wavenumber-spectra at the screech frequency. Dotted vertical lines denote the speed of sound in the upstream and downstream directions. Negative wavenumbers correspond to phase velocities in the upstream direction, positive wavenumbers correspond to waves travelling downstream.

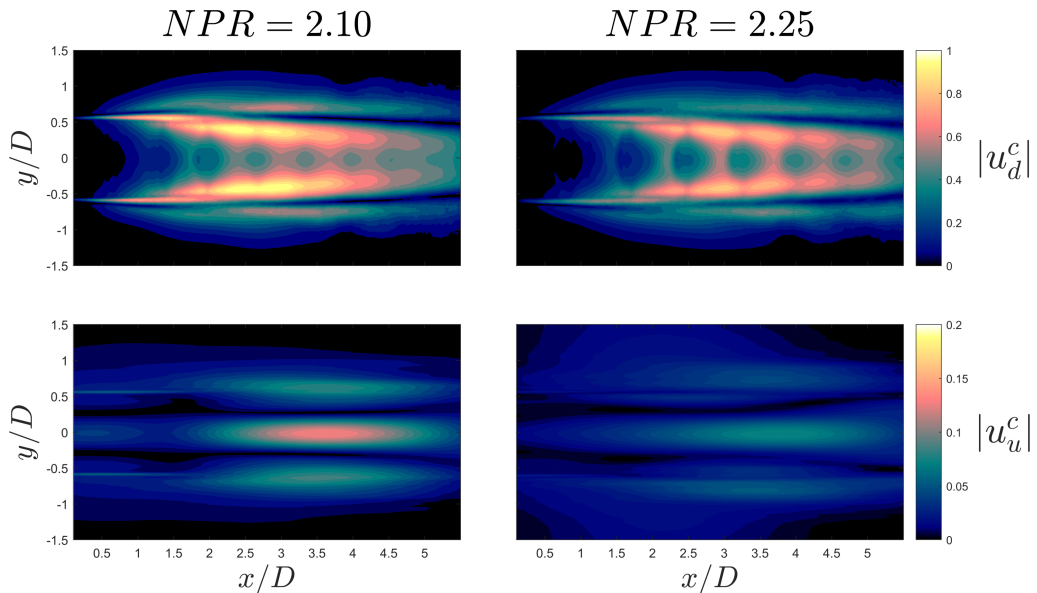


FIGURE 5. Amplitude distributions for downstream ( $u_d^c$ ) and upstream ( $u_u^c$ ) travelling components of the coherent axial velocity fluctuations determined from the leading POD mode pair. All values normalized by the maximum of  $u_d^c$ .

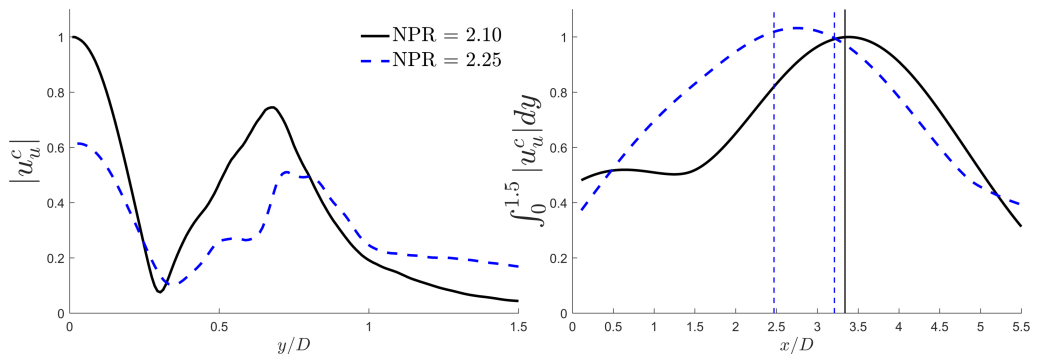


FIGURE 6. **Left)** Radial profile of upstream-travelling mode amplitude, taken at  $x/D = 2.5$ , normalized by maximum value of the  $NPR = 2.10$  mode. **Right)** Axial profile of transverse integral of upstream-travelling mode amplitude. Vertical lines on right figure indicate location of shock reflection points: solid black line = fifth shock reflection point for  $NPR = 2.10$ , dashed blue lines = third and fourth shock reflection points for  $NPR = 2.25$ .

This mode has a phase velocity nearly equal to the speed of sound, and does not appear to be hydrodynamic in nature. The signature of this mode appears for both the A1 and A2 stages of jet screech.

#### 4.2. Predictions from theory

To verify whether the upstream-travelling mode is that originally identified by Tam & Hu (1989), we use a cylindrical vortex sheet to model the upstream-travelling waves. The dispersion relation was first derived by Lessen *et al.* (1965) and has been used to study stability behaviour of a variety of subsonic and supersonic jets, for instance by Michalke (1970), Towne *et al.* (2017), Jordan *et al.* (2018), and of course in the original work of



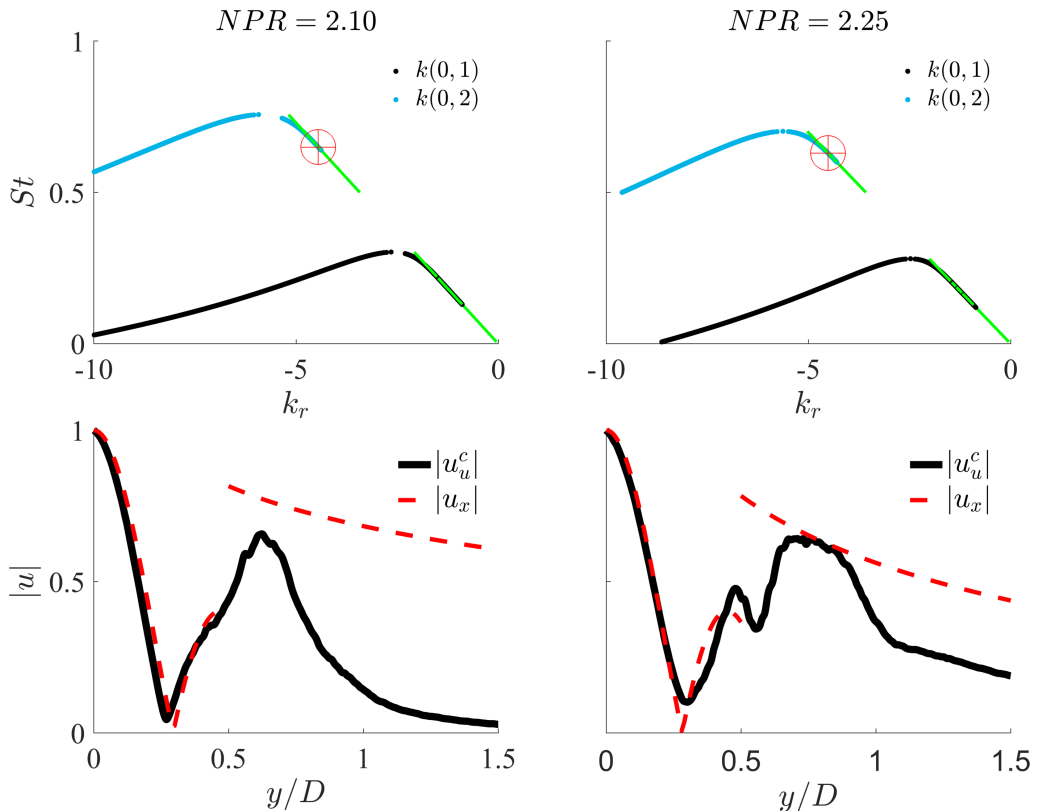


FIGURE 7. **Left)** Cylindrical vortex-sheet dispersion relations for waves  $k(m, n)$ . The green line shows dispersion relations for upstream travelling free-stream sound waves. The red crosshairs identify the eigenvalue considered for comparison with the experimental data. **Right)** Comparison of an experimentally deduced  $|u_x^c|$  as per figure 5, extracted at an axial position of  $x/D = 3.0$ , with the vortex-sheet eigenfunction  $|u_x|$  associated with the selected eigenvalue. Cartesian co-ordinates are used for the axis, with the radial co-ordinate in the vortex-sheet model transformed such that  $y = r$ .

Tam & Hu (1989). It can be written:

$$\frac{1}{(\omega - kM)^2} + \frac{1}{T} \frac{I_m\left(\frac{\gamma_i}{2}\right) \left[ \frac{\gamma_o}{2} K_{m-1}\left(\frac{\gamma_o}{2}\right) + m K_m\left(\frac{\gamma_o}{2}\right) \right]}{K_m\left(\frac{\gamma_o}{2}\right) \left[ \frac{\gamma_i}{2} I_{m-1}\left(\frac{\gamma_i}{2}\right) + m I_m\left(\frac{\gamma_i}{2}\right) \right]} = 0. \quad (4.1)$$

The spatial eigenvalues of the vortex sheet are given by the roots  $k(\omega)$  for real values of  $\omega$ . These are found using Fletcher's version of the Levenberg-Maquardt algorithm for minimising a sum of squares of the equation residuals. For a given eigenvalue  $k(\omega)$ , the streamwise velocity of the corresponding eigenfunction is

$$u_x(r) = \begin{cases} -\frac{k I_m(\gamma_i r)}{Mk - \omega} & \text{for } 0 \leq r \leq 0.5 \\ -\frac{k K_m(\gamma_o r)}{Mk - \omega} & \text{for } r \geq 0.5 \end{cases} \quad (4.2)$$

$I_m$  and  $K_m$  are  $m^{\text{th}}$ -order, modified Bessel functions of the first and second kind, respectively,

$$\gamma_i = \sqrt{k^2 - (\omega - Mk)^2}, \quad \text{and} \quad \gamma_o = \sqrt{k^2 - \omega^2}. \quad (4.3)$$

The branch cut of the square root is chosen such that the real parts of  $\gamma_{i,o}$  are positive.

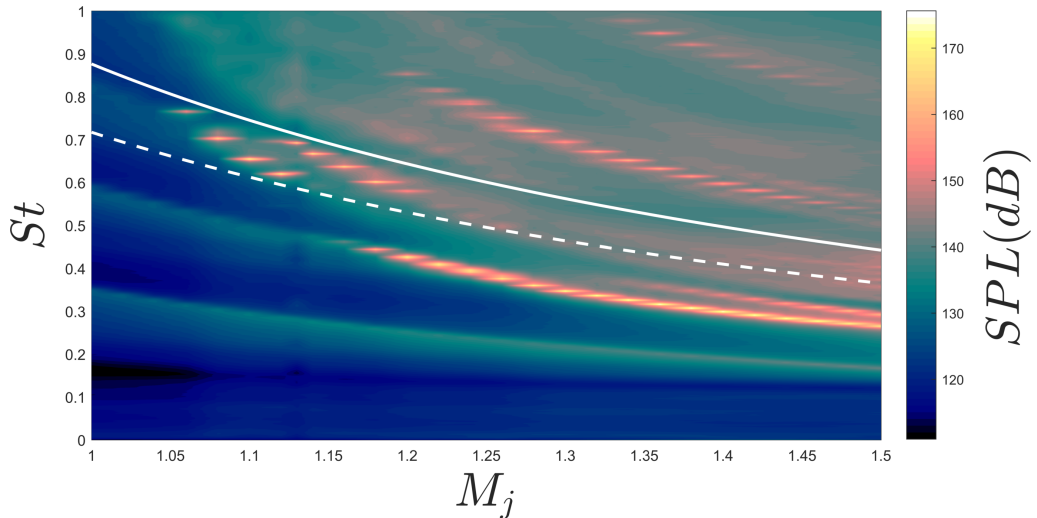


FIGURE 8. Contours of sound pressure level as a function of jet operating conditions. The dashed white line indicates the cut-on frequency for the  $(m, n) = (0, 2)$   $k_{TH}^-$  mode at a given Mach number; below this frequency the mode is evanescent. The solid white line indicates the cut-off frequency; above this frequency the mode is evanescent. The region bounded by the curves thus represents the range of M-St space where the  $k_{TH}^-$  mode is propagative.

For each azimuthal wavenumber  $m$ , there exists a countably infinite set of solutions  $n = 1, 2, 3, \dots$  that are ordered according to their effective radial wavenumber  $n$  (Towne *et al.* 2017). Figure 7 shows the dispersion relations associated with upstream- and downstream-travelling waves of azimuthal-radial orders  $(0, 1)$  and  $(0, 2)$ . The red crosshairs identify the eigenvalue selected for comparison with the measured amplitude of the upstream-travelling component  $u_u^c$ , also shown in figure 7(b). The agreement between model and experiment is remarkable, given that a vortex-sheet model is being used to compare with a non-parallel, non-linear, shock-containing jet. The inner structure of the wave is captured with excellent accuracy by the vortex sheet, and the amplitude jump across the shear layer is captured at least qualitatively.

The agreement in the inner region suggests that the upstream-travelling wave may indeed be a  $k_{TH}^-$  wave, however the continuous branch of the vortex-sheet eigenvalue spectrum (representing free-stream acoustic waves), is characterized by modes with similar eigenfunctions. Demonstrating that the  $k_{TH}^-$  mode is the upstream-component of resonance requires a consideration of the frequencies over which this mode is propagative. Figure 8 presents acoustic data acquired in the *SUCRE* (SUpersoniC REsonance) semi-anechoic jet facility at *Institut PPRIME*. Overlaid on the acoustic spectra are lines indicating the cut-on and cut-off frequencies for the  $(m, n) = (0, 2)$   $k_{TH}^-$  mode as a function of Mach number, determined from the vortex-sheet analysis. In the region bounded by these curves, the  $k_{TH}^-$  mode is propagative; outside this range, the mode is evanescent. All of the observed tones for both the A1 and A2 modes fall within the frequency range where the mode is propagative; no resonance involving axisymmetric tones is observed outside of this range. This strongly supports the hypothesis that it is the  $k_{TH}^-$  mode observed in the experimental data, and that this mode is responsible for closing the resonance loop. Shen & Tam (2002) suggested that the A1 and A2 modes were closed by different mechanisms: free-stream acoustic waves for the A1 mode, and the  $k_{TH}^-$  mode identified by Tam & Hu (1989) for the A2 mode. However the radial

structures in figure 7 and the cut-on/cut-off behaviour observed in figure 8 suggest the same mechanism is at work for both the A1 and A2 screech stages.

## 5. Conclusion

Experimental evidence has been provided to suggest that the upstream-travelling wave that closes the A1 and A2 modes of jet screech is not a freestream acoustic wave. Rather it is a discrete acoustic jet mode with support in both the jet core and shear layer. The experimental data has been supported by comparison with a vortex-sheet model, demonstrating close agreement between the measured and modelled radial structures of the modes. It has further been demonstrated that resonance only occurs for the frequency-Mach number range where the  $k_{TH}^-$  is propagative. In contrast with the original suggestion of Shen & Tam (2002), we see evidence that the upstream-propagation is the same neutrally stable acoustic mode for both the A1 and A2 jet screech modes. That the upstream-travelling mode is an intrinsic mode of the jet represents a significant change in the understanding of the screech phenomena, and will hopefully pave the way to a full phenomenological explanation.

## 6. Acknowledgements

This research was supported by the Australian Research Council through the Discovery Project scheme. The authors would also like to acknowledge the valuable contributions of Prof. Kilian Oberleithner and Prof. André Cavalieri.

## REFERENCES

- ANDRÉ, B., CASTELAIN, T. & BAILLY, C. 2013 Broadband shock-associated noise in screeching and non-screeching underexpanded supersonic jets. *AIAA Journal* **51** (3), 665–673.
- BARONE, M. F. & LELE, S. K. 2005 Receptivity of the compressible mixing layer. *Journal of Fluid Mechanics* **540**, 301–335.
- BERLAND, J., BOGEY, C. & BAILLY, C. 2007 Numerical study of screech generation in a planar supersonic jet. *Phys. Fluids* **19**.
- BOGEY, C. & GOJON, R. 2017 Feedback loop and upwind-propagating waves in ideally expanded supersonic impinging round jets. *Journal of Fluid Mechanics* **823**, 562–591.
- EDGINGTON-MITCHELL, D., HONNERY, D. R. & SORIA, J. 2014a The underexpanded jet mach disk and its associated shear layer. *Physics of Fluids (1994-present)* **26** (9), 096101.
- EDGINGTON-MITCHELL, D., HONNERY, D. R. & SORIA, J. 2015a Multimodal instability in the weakly underexpanded elliptic jet. *AIAA Journal* **53** (9), 2739–2749.
- EDGINGTON-MITCHELL, D., HONNERY, D. R. & SORIA, J. 2015b Staging behaviour in screeching elliptical jets. *International Journal of Aeroacoustics* **14** (7), 1005–1024.
- EDGINGTON-MITCHELL, D., OBERLEITHNER, K., HONNERY, D. R. & SORIA, J. 2014b Coherent structure and sound production in the helical mode of a screeching axisymmetric jet. *Journal of Fluid Mechanics* **748**, 822–847.
- GAO, J. & LI, X. 2010 A multi-mode screech frequency prediction formula for circular supersonic jets. *The Journal of the Acoustical Society of America* **127** (3), 1251–1257.
- JAUNET, V., COLLIN, E. & DELVILLE, J. 2016 Pod-galerkin advection model for convective flow: application to a flapping rectangular supersonic jet. *Experiments in Fluids* **57**, 84.
- JORDAN, P. & COLONIUS, T. 2013 Wave packets and turbulent jet noise. *Annual Review of Fluid Mechanics* **45**, 173–195.
- JORDAN, P., JAUNET, V., TOWNE, A., CAVALIERI, A. V. G., COLONIUS, T., SCHMIDT, O. & AGARWAL, A. 2018 Jet-edge interaction tones. *Journal of Fluid Mechanics* **In review**.
- LESSEN, M., FOX, J. & ZIEN, H. 1965 On the inviscid stability of the laminar mixing of two parallel streams of a compressible fluid. *Journal of Fluid Mechanics* **23** (2), 355–367.

- MANNING, T. & LELE, S. 2000 A numerical investigation of sound generation in supersonic jet screech. In *21st AIAA Aeroacoustics Conference*.
- MERCIER, B., CASTELAIN, T. & BAILLY, C. 2017 Experimental characterisation of the screech feedback loop in underexpanded round jets. *Journal of Fluid Mechanics* **824**, 202–229.
- MICHALKE, A. 1970 *A note on the spatial jet-instability of the compressible cylindrical vortex sheet*. Deutsche Forschungs-und Versuchsanstalt für Luft-und Raumfahrt, eV.
- MITCHELL, D. M., HONNERY, D. R. & SORIA, J. 2012 The visualization of the acoustic feedback loop in impinging underexpanded supersonic jet flows using ultra-high frame rate schlieren. *Journal of Visualization* **15** (4), 333–341.
- MITCHELL, D. M., HONNERY, D. R. & SORIA, J. 2013 Near-field structure of underexpanded elliptic jets. *Experiments in Fluids* **54** (7), 1578.
- OBERLEITHNER, K., SIEBER, M., NAYERI, C., PASCHEREIT, C., PETZ, C., HEGE, H.-C., NOACK, B. & WYGNANSKI, I. 2011 Three-dimensional coherent structures in a swirling jet undergoing vortex breakdown: stability analysis and empirical mode construction. *Journal of Fluid Mechanics* **679**, 383–414.
- POWELL, A. 1953a The noise of choked jets. *The Journal of the Acoustical Society of America* **25** (3), 385–389.
- POWELL, A. 1953b On the mechanism of choked jet noise. *Proceedings of the Physical Society. Section B* **66** (12), 1039.
- RAMAN, G. 1997 Cessation of screech in underexpanded jets. *Journal of Fluid Mechanics* **336**, 69–90.
- RAMAN, G. 1999 Supersonic jet screech: half-century from powell to the present. *Journal of Sound and Vibration* **225** (3), 543–571.
- SCHMIDT, O. T., TOWNE, A., COLONIUS, T., CAVALIERI, A. V., JORDAN, P. & BRÈS, G. A. 2017 Wavepackets and trapped acoustic modes in a turbulent jet: coherent structure eduction and global stability. *Journal of Fluid Mechanics* **825**, 1153–1181.
- SHEN, H. & TAM, C. K. 2002 Three-dimensional numerical simulation of the jet screech phenomenon. *AIAA journal* **40** (1), 33–41.
- SIROVICH, L. 1987 Turbulence and the dynamics of coherent structures. i. coherent structures. *Quarterly of applied mathematics* **45** (3), 561–571.
- SORIA, J. 1996 An investigation of the near wake of a circular cylinder using a video-based digital cross-correlation particle image velocimetry technique. *Experimental Thermal and Fluid Science* **12**, 221–233.
- TAM, C. K. 1995 Supersonic jet noise. *Annual Review of Fluid Mechanics* **27** (1), 17–43.
- TAM, C. K. & AHUJA, K. 1990 Theoretical model of discrete tone generation by impinging jets. *Journal of Fluid Mechanics* **214**, 67–87.
- TAM, C. K. & HU, F. Q. 1989 On the three families of instability waves of high-speed jets. *Journal of Fluid Mechanics* **201**, 447–483.
- TAM, C. K., PARRISH, S. A. & VISWANATHAN, K. 2014 Harmonics of jet screech tones. *AIAA Journal* **52** (11), 2471–2479.
- TAN, D., SORIA, J., HONNERY, D. & EDGINGTON-MITCHELL, D. 2017 Novel method for investigating broadband velocity fluctuations in axisymmetric screeching jets. *AIAA Journal* **55** (7), 2321–2334.
- TOWNE, A., CAVALIERI, A. V., JORDAN, P., COLONIUS, T., SCHMIDT, O., JAUNET, V. & BRÈS, G. A. 2017 Acoustic resonance in the potential core of subsonic jets. *Journal of Fluid Mechanics* **825**, 1113–1152.
- WEIGHTMAN, J. L., AMILI, O., HONNERY, D., SORIA, J. & EDGINGTON-MITCHELL, D. 2017 An explanation for the phase lag in supersonic jet impingement. *Journal of Fluid Mechanics* **815**, R1.