



HAL
open science

Slit-slide-sew bijections for bipartite and quasibipartite plane maps

Jérémie Bettinelli

► **To cite this version:**

Jérémie Bettinelli. Slit-slide-sew bijections for bipartite and quasibipartite plane maps. Seminaire Lotharingien de Combinatoire, In press, 82B (Art. 82), pp.1–12. hal-02347579

HAL Id: hal-02347579

<https://hal.science/hal-02347579v1>

Submitted on 5 Nov 2019

HAL is a multi-disciplinary open access archive for the deposit and dissemination of scientific research documents, whether they are published or not. The documents may come from teaching and research institutions in France or abroad, or from public or private research centers.

L'archive ouverte pluridisciplinaire **HAL**, est destinée au dépôt et à la diffusion de documents scientifiques de niveau recherche, publiés ou non, émanant des établissements d'enseignement et de recherche français ou étrangers, des laboratoires publics ou privés.

Slit-slide-sew bijections for bipartite and quasibipartite plane maps

Jérémie Bettinelli*

CNRS & Laboratoire d'Informatique de l'École polytechnique

Abstract. We unify and extend previous bijections on plane quadrangulations to bipartite and quasibipartite plane maps. Starting from a bipartite plane map with a distinguished edge and two distinguished corners (in the same face or in two different faces), we build a new plane map with a distinguished vertex and two distinguished half-edges directed toward the vertex. The faces of the new map have the same degree as those of the original map, except at the locations of the distinguished corners, where each receives an extra degree. The idea behind this bijection is to build a path from the distinguished elements, slit the map along it, and sew back after sliding by one unit, thus mildly modifying the structure of the map at the extremities of the sliding path. This bijection allows to recover Tutte's famous counting formula for bipartite and quasibipartite plane maps.

In addition, we explain how to decompose the previous bijection into two more elementary ones, which each transfer a degree from one face of the map to another face. In particular, these transfer bijections are simpler to manipulate than the previous one and this point of view simplifies the proofs.

Keywords: bijection, plane map, bipartite map, quasibipartite map, map enumeration.

1 Introduction

This extended abstract of [2] is a sequel to [1], in which we presented two bijections on plane quadrangulations with a boundary. In the present work, we show how to generalize these bijections to bipartite and, in some cases, quasibipartite plane maps. Recall that a plane map is an embedding of a finite connected graph (possibly with multiple edges and loops) into the sphere, considered up to orientation-preserving homeomorphisms. It is *bipartite* if each of its faces have an even degree and *quasibipartite* if it has two faces of odd degree and all other faces of even degree.

The number of such maps with prescribed face degrees has been computed by several methods. For an r -tuple $\mathbf{a} = (a_1, \dots, a_r)$ of positive integers, let us denote by $M(\mathbf{a})$ the number of plane maps with r numbered faces f_1, \dots, f_r of respective degrees $a_1, \dots,$

*jeremie.bettinelli@normalesup.org. This work is partially supported by Grant ANR-14-CE25-0014.

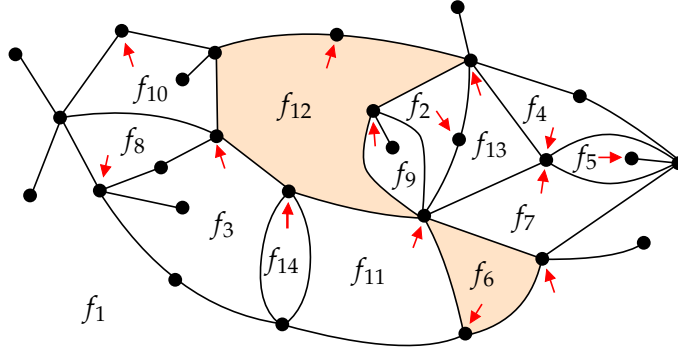


Figure 1: A quasibipartite map of type $(20, 4, 8, 4, 4, 3, 4, 4, 4, 6, 4, 7, 4, 2)$.

a_r , where each face has a marked corner. The r -tuple \mathbf{a} will be called the *type* of such maps (see Figure 1). By elementary considerations and Euler’s characteristic formula, the integers

$$E(\mathbf{a}) := \frac{1}{2} \sum_{i=1}^r a_i \quad \text{and} \quad V(\mathbf{a}) := E(\mathbf{a}) - r + 2 \quad (1.1)$$

are respectively the numbers of edges and vertices of maps of type \mathbf{a} . Solving a technically involved recurrence, Tutte [9] showed that, when at most two a_i ’s are odd, that is, for bipartite or quasibipartite maps,

$$M(\mathbf{a}) = \frac{(E(\mathbf{a}) - 1)!}{V(\mathbf{a})!} \prod_{i=1}^r \alpha(a_i), \quad \text{where} \quad \alpha(x) := \frac{x!}{\lfloor x/2 \rfloor! \lfloor (x-1)/2 \rfloor!}. \quad (1.2)$$

Formula (1.2), commonly referred to as *Tutte’s formula of slicings*, was later recovered by Cori [5, 6] thanks to a so-called *transfer bijection*, roughly consisting in iteratively transferring one degree from a face to a neighboring face, until the map has a very simple structure. Using a bijective encoding by so-called *blossoming trees*, Schaeffer [8] then recovered it in the bipartite case. Finally, we may also obtain it by using the so-called *Bouttier–Di Francesco–Guitter bijection* [3], which encodes plane maps by tree-like structures called *mobiles*: see [4] for the computation of related generating functions using this approach.

In the present work, we give a bijective interpretation for the following combinatorial identities, which somehow allows to “grow” maps by adding to a bipartite map two new corners either to the same face or to two different faces.

Proposition 1 (Adding two corners to the same face). *Let $\mathbf{a} = (a_1, \dots, a_r)$ be an r -tuple of positive even integers and let $\tilde{\mathbf{a}} = (\tilde{a}_1, \dots, \tilde{a}_r) := (a_1 + 2, a_2, \dots, a_r)$. Then the following identity holds:*

$$(a_1 + 1)(a_1 + 2) E(\mathbf{a}) M(\mathbf{a}) = \lfloor \tilde{a}_1/2 \rfloor \lfloor (\tilde{a}_1 - 1)/2 \rfloor V(\tilde{\mathbf{a}}) M(\tilde{\mathbf{a}}). \quad (1.3)$$

Proposition 2 (Adding one corner to each of two different faces). *Let $\mathbf{a} = (a_1, \dots, a_r)$ be an r -tuple of positive even integers and let $\tilde{\mathbf{a}} = (\tilde{a}_1, \dots, \tilde{a}_r) := (a_1 + 1, a_2 + 1, a_3, \dots, a_r)$. Then the following identity holds:*

$$(a_1 + 1)(a_2 + 1)E(\mathbf{a})M(\mathbf{a}) = \lfloor \tilde{a}_1/2 \rfloor \lfloor \tilde{a}_2/2 \rfloor V(\tilde{\mathbf{a}})M(\tilde{\mathbf{a}}). \quad (1.4)$$

For the r -tuple $(2, \dots, 2)$, it is easy to see that $M(2, \dots, 2) = 2^{r-1}(r-1)!$ as there is only one map with r faces of degree 2 and a chosen first face with its marked corner, and there are $(r-1)!$ ways to order the remaining faces and 2^{r-1} ways to choose the remaining marked corners. This initial condition, together with the above propositions and the obvious exchangeability of the coordinates of \mathbf{a} provides yet another proof of (1.2).

We will use the technique introduced in [1] of what we call *slit-slide-sew bijections*, and whose idea is the following. We will interpret the sides of (1.3) and (1.4) as counting maps with some distinguished “elements.” More precisely, in each case, the term in M counts maps of some type and the three prefactors will count something whose number only depends on this type: it can be a corner, an edge, a vertex, or something a bit more intricate. For instance, the left-hand side of (1.4) counts maps of type \mathbf{a} with a distinguished corner in f_1 , a distinguished corner in f_2 and a distinguished edge (for any i , there are $a_i + 1$ corners in f_i because of the already marked corner; see Section 2 for the convention on distinguishing corners).

From a map with its distinguished elements, we first construct a directed path. We then slit the map along this path and we sew back together the sides of the slit but after sliding by one unit. Let us look at a face lying to the left of some edge of the path. Before the operation, it is adjacent to the face lying to the right of the same edge and, after the operation, it is adjacent to the face lying to the right of the next or previous edge along the path. This operation mildly modifies the map along the path but does not affect its faces, except around the extremities of the path. In the process, new distinguished elements naturally appear in the resulting map. Plainly, in order for this operation to work, the path we construct has to be totally recoverable from the new distinguished elements.

We will furthermore see the previous bijections as compositions of two more elementary bijections, which can be thought of as “transferring” a corner from a face, say f_{r+1} , to another face, say f_1 . In the case where f_{r+1} has degree 1, it somehow vanishes into a vertex. We chose to use an $r+1$ -th face for these operations as we will see the previous mappings as compositions of the following ones by using an extra face. More precisely, by a slight modification, we may transform a distinguished edge into an extra degree-2 face and use twice the bijections interpreting the following identities in order to transfer both corners of the extra face to the desired faces.

Proposition 3 (Transferring a corner from a degree at least 2 face). *Let $\mathbf{a} = (a_1, \dots, a_{r+1})$ be an $r+1$ -tuple of positive integers with $a_{r+1} \geq 2$, and either all even or such that only a_{r+1}*

and one other coordinate are odd. Let also $\tilde{\mathbf{a}} = (\tilde{a}_1, \dots, \tilde{a}_{r+1}) := (a_1 + 1, a_2, \dots, a_r, a_{r+1} - 1)$. Then the following identity holds:

$$(a_1 + 1) \lfloor a_{r+1}/2 \rfloor M(\mathbf{a}) = \lfloor \tilde{a}_1/2 \rfloor (\tilde{a}_{r+1} + 1) M(\tilde{\mathbf{a}}). \quad (1.5)$$

Proposition 4 (Transferring a corner from a degree 1-face). *Let $\mathbf{a} = (a_1, \dots, a_r, 1)$ be an $r + 1$ -tuple of positive integers with two odd coordinates and let $\tilde{\mathbf{a}} = (\tilde{a}_1, \dots, \tilde{a}_r) := (a_1 + 1, a_2, \dots, a_r)$. Then the following identity holds:*

$$(a_1 + 1) M(\mathbf{a}) = \lfloor \tilde{a}_1/2 \rfloor V(\tilde{\mathbf{a}}) M(\tilde{\mathbf{a}}). \quad (1.6)$$

Related works. Our bijections bear some similarities with two related works. In the papers we mentioned earlier, Cori [5, 6] also transfers one degree from a face to another one. In his approach, he does so in a local way, in the sense that the degree passes from a face to one of its neighbor. In the present work, our transfer bijections are global in the sense that the degree passes from a face to an arbitrarily far away one. Moreover, the notion of geodesic path along which we slide the map is of crucial importance.

In a very recent work, Louf [7] introduced a new family of bijections accounting for formulas on plane maps arising from the so-called KP hierarchy. His bijections also strongly rely on the mechanism of sliding along a path but, in his case, the path is also somehow local (although arbitrary long) as it is canonically defined from only one vertex using a depth-first search exploration of the map. Another difference of importance is that his mappings may produce two maps as an output, which corresponds to the fact that the formulas in question are quadratic; in the present work, the output is always one map, which corresponds to linear formulas.

2 Preliminaries

We will use the following terminology. We call *half-edge* an edge given with one of its two possible orientations. For a half-edge h , we denote by h^- its origin, by h^+ its end, and by $\text{rev}(h)$ its reverse (the same edge with the other orientation). We say that a half-edge h is *incident* to a face f if h lies on the boundary of f and has f to its left. It will be convenient to view corners as half-edges having no origin, only an end. In particular, if c is a corner, we will write c^+ the vertex corresponding to it. Moreover, we use the convention that distinguishing a corner ‘‘splits’’ it into two new corners: see [Figure 2](#).

Definition 1. *A path from a vertex v to a vertex v' is a finite sequence $\mathbb{P} = (\mathbb{P}_1, \mathbb{P}_2, \dots, \mathbb{P}_\ell)$ of half-edges such that $\mathbb{P}_1^- = v$, for $1 \leq k \leq \ell - 1$, $\mathbb{P}_k^+ = \mathbb{P}_{k+1}^-$, and $\mathbb{P}_\ell^+ = v'$. Its length is the integer $[\mathbb{P}] := \ell$. By convention, the empty path has length 0.*

A path \mathbb{P} is called self-avoiding if it does not meet twice the same vertex.

The reverse of $\mathbb{P} = (\mathbb{P}_1, \mathbb{P}_2, \dots, \mathbb{P}_\ell)$ is $\text{rev}(\mathbb{P}) := (\text{rev}(\mathbb{P}_\ell), \text{rev}(\mathbb{P}_{\ell-1}), \dots, \text{rev}(\mathbb{P}_1))$.

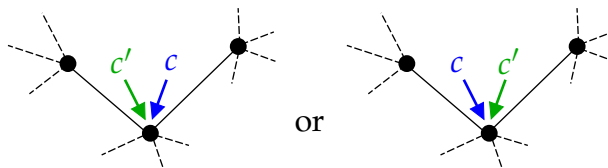


Figure 2: The two different ways of distinguishing twice the same corner.

Let \mathbb{p} be a path. We denote by $\mathbb{p}_{i \rightarrow j}$ the path $(\mathbb{p}_i, \dots, \mathbb{p}_j)$ if $1 \leq i \leq j \leq [\mathbb{p}]$, or the empty path otherwise. If \mathbb{q} is another path satisfying $\mathbb{q}_1^- = \mathbb{p}_{[\mathbb{p}]}^+$, we set

$$\mathbb{p} \bullet \mathbb{q} := (\mathbb{p}_1, \dots, \mathbb{p}_{[\mathbb{p}]}, \mathbb{q}_1, \dots, \mathbb{q}_{[\mathbb{q}]})$$

the concatenation of \mathbb{p} and \mathbb{q} . Throughout this paper, the notion of metric we use is the graph metric: if m is a map, the distance $d_m(v, v')$ between two vertices v and v' is the smaller ℓ for which there exists a path of length ℓ from v to v' . A *geodesic* from v to v' is such a path. The *leftmost geodesic* from a corner c to a vertex or to a corner is constructed as follows. First, we consider all the geodesics from c^+ to the vertex or to the vertex corresponding to the corner. We take the set of all the first steps of these geodesics. Starting from c , we select the first half-edge to its left that belongs to this set. Then we iterate the process from this half-edge until we reach the desired vertex. The *rightmost geodesic* is defined in a similar way.

For two corners c and c' and a self-avoiding path \mathbb{p} from c^+ to c'^+ in a map m , we may slit the map m along \mathbb{p} from c to c' by doubling each edge of \mathbb{p} . In the resulting object, there are two copies of the initial path \mathbb{p} , one lying to the left of \mathbb{p} and one lying to its right. These are respectively called the *left copy* and *right copy* of \mathbb{p} . See [Figure 3](#).

We say that a half-edge h is *directed toward* a vertex v if $d_m(h^+, v) < d_m(h^-, v)$, that it is *directed away from* v if $d_m(h^+, v) > d_m(h^-, v)$ and that it is *parallel to* v if $d_m(h^+, v) = d_m(h^-, v)$. In the following figures and pictographs, we will represent half-edges with half arrowheads and use the shorthand notation $\rightarrow v$ in order to mean directed toward v , and $\leftarrow v$ to mean directed away from v . The *leftmost* and *rightmost geodesics* from a half-edge h directed toward a vertex or a corner to the latter is defined with the above procedure, starting with the half-edge h .

We end this section by mentioning the following useful elementary facts on bipartite and quasibipartite plane maps. See the extended version of this paper for a proof.

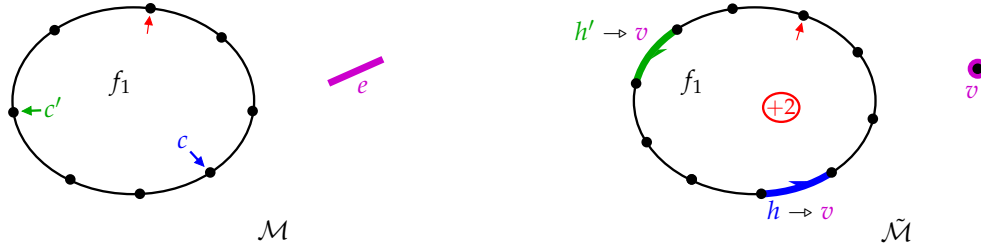
Proposition 5. *The following holds.*

- (i) *In a bipartite map, no edge can be parallel to a vertex. More precisely, for any given face and any given vertex, exactly half of the half-edges incident to the face are directed toward the vertex, the other half being directed away from the vertex.*

- (ii) In a quasibipartite map, a cycle has odd length if and only if it separates the two odd-degree faces¹. Moreover, for any given vertex v , among the a half-edges incident to an odd-degree face, exactly one is parallel to v , $(a - 1)/2$ are directed toward v and $(a - 1)/2$ are directed away from v .

3 Adding two corners to a face in a bipartite map

Throughout this section, we fix an r -tuple $\mathbf{a} = (a_1, \dots, a_r)$ of positive even integers and define $\tilde{\mathbf{a}} := (a_1 + 2, a_2, \dots, a_r)$ as in the statement of [Proposition 1](#). We consider the set \mathcal{M} of plane maps of type \mathbf{a} carrying one distinguished edge and two distinguished corners in the first face. On the other hand, we consider the set $\tilde{\mathcal{M}}$ of plane maps of type $\tilde{\mathbf{a}}$ carrying one distinguished vertex and two different distinguished half-edges incident to the first face, and that are both directed toward the distinguished vertex.



By [Proposition 5.\(i\)](#), the cardinalities of \mathcal{M} and $\tilde{\mathcal{M}}$ are the sides of [\(1.3\)](#). We present an explicit bijection between these two sets; this provides a combinatorial interpretation of [Proposition 1](#). Our bijection is a straightforward generalization of [\[1, Section 4\]](#).

Increasing the size. Let $(\mathfrak{m}; e, c, c') \in \mathcal{M}$. As \mathfrak{m} is bipartite, e cannot be parallel to c : we denote by \vec{e} the corresponding half-edge that is directed toward c , and by \mathfrak{c} the rightmost geodesic from \vec{e} to c . Let us first suppose that $\text{rev}(\vec{e})$ is directed toward c' : in this case, the quadruple $(\mathfrak{m}; e, c, c')$ is called *simple*. We denote by \mathfrak{c}' the rightmost geodesic from $\text{rev}(\vec{e})$ to c' and define the self-avoiding path $\mathbb{P} := \text{rev}(\mathfrak{c}) \bullet \text{rev}(\vec{e}) \bullet \mathfrak{c}'$. We slit \mathfrak{m} along \mathbb{P} from c to c' , and we denote by \mathbb{L} and \mathbb{R} the left and right copies of \mathbb{P} in the resulting maps. We then sew back $\mathbb{L}_{1 \rightarrow [\mathbb{P}] - 1}$ onto $\mathbb{R}_{2 \rightarrow [\mathbb{P}]}$, in the sense that we identify \mathbb{L}_k with \mathbb{R}_{k+1} for $1 \leq k \leq [\mathbb{P}] - 1$. We denote by $\tilde{\mathfrak{m}}$ the resulting map and let the outcome of the construction be the quadruple $(\tilde{\mathfrak{m}}; \mathbb{L}_{[\mathfrak{c}]}, \mathbb{R}_1, \text{rev}(\mathbb{L})_1)$. See [Figure 3](#).

Let us now treat the case where \vec{e} is directed toward c' . We denote by \mathfrak{c}' the rightmost geodesic from \vec{e} to c' and by $i \geq 1$ the smallest integer such that $\mathfrak{c}_i \neq \mathfrak{c}'_i$. As \mathfrak{c} and \mathfrak{c}' are

¹Recall that, by the Jordan Curve Theorem, a cycle in a plane map always separates the map into exactly two connected components.

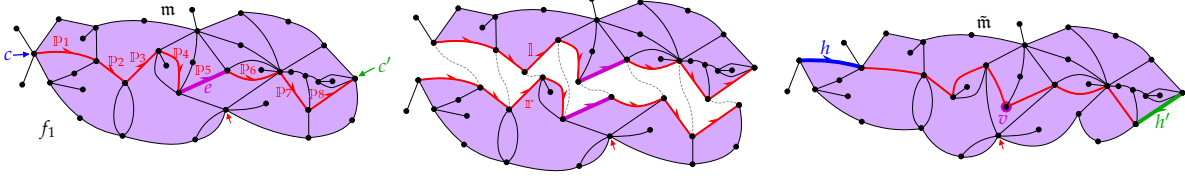


Figure 3: The mapping from \mathcal{M} to $\tilde{\mathcal{M}}$ in the simple case. We define the path \mathbb{P} , slit it and sew back after slightly sliding. Only the marked corner of f_1 is represented.

rightmost geodesics, we must have $\{c_i^+, \dots, c_{[c]}^+\} \cap \{c_i'^+, \dots, c_{[c]}'^+\} = \emptyset$. The path

$$\mathbb{P} := \text{rev}(c) \bullet \text{rev}(\vec{e}) \bullet \vec{e} \bullet c'$$

is thus composed of the self-avoiding path $\text{rev}(c_{i \rightarrow [c]}) \bullet c'_{i \rightarrow [c]}$ together with the self-avoiding path $\vec{e} \bullet c_{1 \rightarrow i-1}$ (visited twice, first backwards then forwards), grafted either to its left or to its right. We say that the path \mathbb{P} and the quadruple $(m; e, c, c')$ are *left-pinched* or *right-pinched* accordingly.

As above, we slit m along \mathbb{P} from c to c' , circumventing the pinched part. This still splits m into two submaps with a copy of \mathbb{P} on the boundary of each but, this time, one copy is a self-avoiding path while the other copy goes back and forth along a “dangling” chain of i edges at some point. We still denote the left and right copies of \mathbb{P} by \mathbb{L} and \mathbb{R} and sew back $\mathbb{L}_{1 \rightarrow [\mathbb{P}]-1}$ onto $\mathbb{R}_{2 \rightarrow [\mathbb{P}]}$. We denote by \tilde{m} the resulting map and let the outcome of the construction be the quadruple $(\tilde{m}; \mathbb{L}_{[c]}^+, r_1, \text{rev}(\mathbb{L})_1)$ in the left-pinched case and $(\tilde{m}; (\text{rev}(\mathbb{R}))_{[c]}'^+, r_1, \text{rev}(\mathbb{L})_1)$ in the right-pinched case (so that the distinguished vertex is always the tip of the dangling chain). See [Figure 4](#) for a similar operation.


Decreasing the size. The inverse mapping takes a quadruple $(\tilde{m}; v, h, h') \in \tilde{\mathcal{M}}$ and goes as follows. We consider the corner h_0 delimited by h and its predecessor in the contour of the first face of \tilde{m} , and denote by \mathbb{h} the leftmost geodesic from this corner to v . As h is directed toward v , we have that $[\mathbb{h}] \geq 1$ and $\mathbb{h}_1 = h$. We define h'_0 and \mathbb{h}' in a similar fashion with h' instead of h . Depending on whether \mathbb{h} and \mathbb{h}' meet before reaching v or not, the path $\mathbb{P}' := \mathbb{h} \bullet \text{rev}(\mathbb{h}')$ is either self-avoiding or pinched in the sense of the previous paragraph. The quadruple $(\tilde{m}; v, h, h')$ is called *simple, left-pinched* or *right-pinched* accordingly. We slit \tilde{m} along \mathbb{P}' from h_0 to h'_0 , denote by \mathbb{L}' and \mathbb{R}' the left and right copies of \mathbb{P}' in the resulting maps and sew $\mathbb{L}'_{2 \rightarrow [\mathbb{P}]}$ onto $\mathbb{R}'_{1 \rightarrow [\mathbb{P}]-1}$. In the resulting map, \mathbb{L}'_1 and $(\text{rev}(\mathbb{R}'))_1$ are dangling edges. We suppress them and denote respectively by c and c' the corners they define. We denote by m the map we finally obtain and let the outcome of the construction be the quadruple $(m; e, c, c')$, where e is the edge corresponding to $\mathbb{L}'_{[\mathbb{h}]+1}$.

The previous mappings are inverse one from another. In fact, through the mappings of the two previous paragraphs, simple quadruples correspond to simple quadruples, left-pinned quadruples correspond to left-pinned quadruples and right-pinned quadruples correspond to right-pinned quadruples.

The proof that the previous mappings are inverse one from another can be copied almost verbatim from [1, Proof of Theorem 3]. Alternatively, we will see in [Section 5.3](#) that these mappings can be seen as compositions of simpler slit-slide-sew bijections; this will provide an alternate, arguably simpler, proof.

4 Adding one corner to two faces in a bipartite map

We now fix an r -tuple $\mathbf{a} = (a_1, \dots, a_r)$ of positive even integers and we define $\tilde{\mathbf{a}} := (a_1 + 1, a_2 + 1, a_3, \dots, a_r)$. We let \mathcal{M} be the set of plane maps of type \mathbf{a} carrying one distinguished edge, one distinguished corner in the first face and one distinguished corner in the second face. We let $\tilde{\mathcal{M}}$ be the set of plane maps of type $\tilde{\mathbf{a}}$ carrying one distinguished vertex and two distinguished half-edges directed toward it, one being incident to the first face and one being incident to the second face.



The cardinality of \mathcal{M} is clearly equal to the left-hand side of (1.4) and we see that the cardinality of $\tilde{\mathcal{M}}$ is equal to the right-hand side of (1.4) by using [Proposition 5.\(ii\)](#). The mappings interpreting [Proposition 2](#) are described exactly as in the previous section: see [Figure 4](#). The only difference is that the paths \mathbb{p} and \mathbb{p}' no longer disconnect the maps; this bears no effects in the description of the mappings.

It is not very hard to see that the paths \mathbb{p} and \mathbb{p}' are as before (self-avoiding or pinned); we refer the reader to the extended version.

5 Transfer bijections

5.1 Transferring from a face of degree at least two

We start with the setting of [Proposition 3](#). We let \mathcal{M} be the set of plane maps of type \mathbf{a} carrying one distinguished corner c in the first face and one distinguished half-edge h'

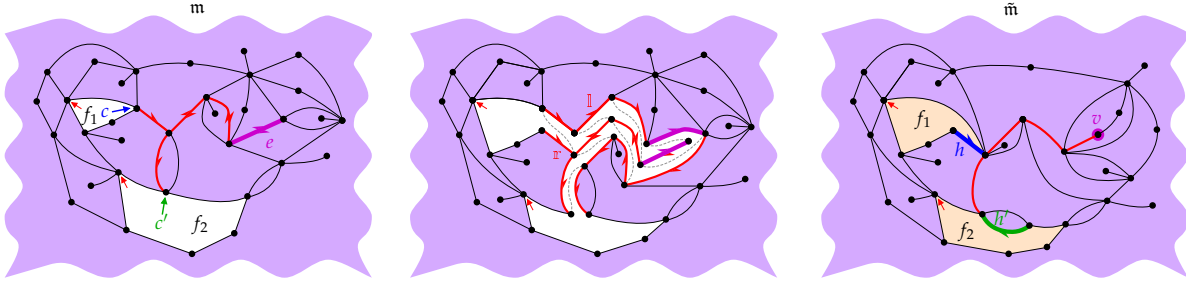
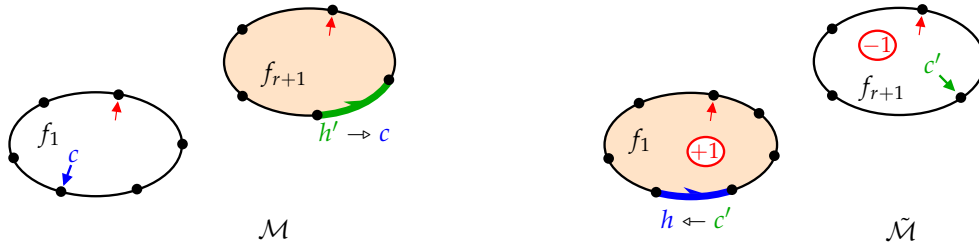


Figure 4: The mapping from \mathcal{M} to $\tilde{\mathcal{M}}$ in the pinched case.

incident to the $r + 1$ -th face and directed toward c . We define $\tilde{\mathcal{M}}$ as the set of plane maps of type \tilde{a} carrying one distinguished corner c' in f_{r+1} and one distinguished half-edge h incident to the first face and directed away from c' .



Let us describe the mappings (see the left part of **Figure 5**) between \mathcal{M} and $\tilde{\mathcal{M}}$. Let $(m; c, h') \in \mathcal{M}$. We consider the corner h'_0 delimited by h' and its predecessor in the contour of f_{r+1} , and denote by \mathbb{h}' the leftmost geodesic from h'_0 to c . We slit m along \mathbb{h}' from h'_0 to c , denote by \mathbb{l}' and \mathbb{r}' the left and right copies of \mathbb{h}' in the resulting map and sew $\mathbb{l}'_{2 \rightarrow [\mathbb{h}']}$ onto $\mathbb{r}'_{1 \rightarrow [\mathbb{h}']-1}$. In the resulting map, we denote by h the half-edge $\mathbb{r}'_{[\mathbb{h}]}$, suppress the dangling edge \mathbb{l}'_1 and denote by c' the corner it defines. We then denote by \tilde{m} the resulting map and let the outcome of the construction be $\Phi_{\text{left}}(m; c, h') := (\tilde{m}; c', h)$.

Conversely, starting from $(\tilde{m}; c', h) \in \tilde{\mathcal{M}}$, we consider the corner h_0 delimited by h and its successor in the contour of f_1 , and denote by \mathbb{h} the rightmost geodesic from h_0 to c' . We slit \tilde{m} along \mathbb{h} from h_0 to c' , denote by \mathbb{l} and \mathbb{r} the left and right copies of \mathbb{h} in the resulting map and sew $\mathbb{l}_{1 \rightarrow [\mathbb{h}]-1}$ onto $\mathbb{r}_{2 \rightarrow [\mathbb{h}]}$. In the resulting map, we denote by h' the half-edge $\text{rev}(\mathbb{l})_1$, suppress the dangling edge \mathbb{r}_1 and denote by c the corner it defines. We then denote by m the resulting map and let the outcome of the construction be $\Phi_{\text{right}}(\tilde{m}; c', h) := (m; c, h')$.

Theorem 6. *The mappings $\Phi_{\text{left}} : \mathcal{M} \rightarrow \tilde{\mathcal{M}}$ and $\Phi_{\text{right}} : \tilde{\mathcal{M}} \rightarrow \mathcal{M}$ are inverse bijections.*

We refer the reader to the extended version for the proof.

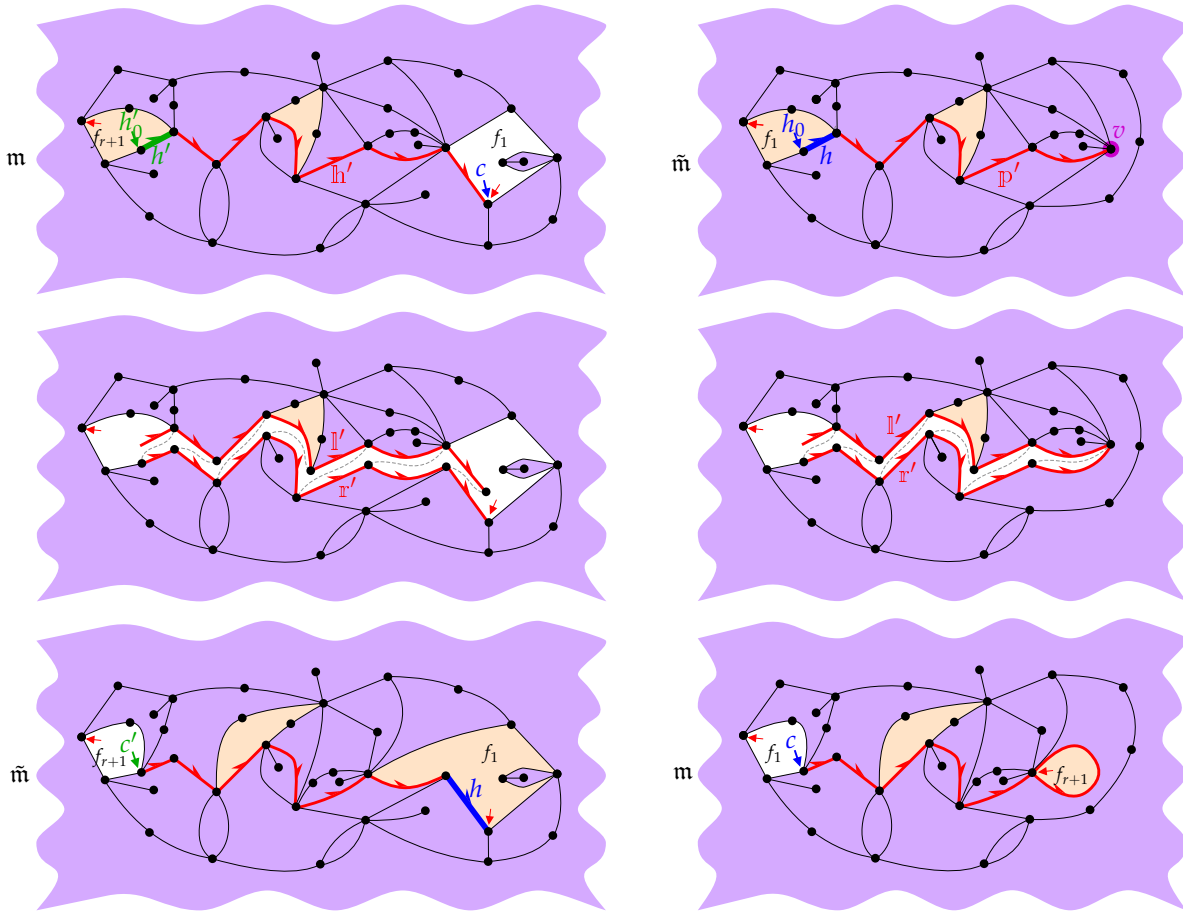



Figure 5: The transfer mappings from a face of degree more than 2 (left) or 1 (right).

5.2 Transferring from a face of degree one

We now turn to the setting of Proposition 4. We let \mathcal{M} be the set of plane maps of type a carrying one distinguished corner in the first face and we let $\tilde{\mathcal{M}}$ be the set of plane maps of type \tilde{a} carrying one distinguished vertex and one distinguished half-edge incident to the first face and directed toward the distinguished vertex.



The mappings are very similar as above; see the right part of Figure 5. Let $(m; c) \in \mathcal{M}$.

We slit m along the rightmost geodesic \mathbb{P} from the unique corner of f_{r+1} to c . We denote by \mathbb{L} and \mathbb{R} the left and right copies of \mathbb{P} in the resulting map and define \mathbb{r}_0 as the unique half-edge incident to f_{r+1} . We then sew $\mathbb{L}_{1 \rightarrow [\mathbb{P}]}$ onto $\mathbb{r}_{0 \rightarrow [\mathbb{P}] - 1}$, suppressing f_{r+1} in the process. In the resulting map, we denote by h the half-edge $\text{rev}(\mathbb{R})_1$ and denote by v the vertex \mathbb{L}_1^- . We then denote by \tilde{m} the resulting map and let the outcome of the construction be $\Phi_{\text{right}}^1(m; c) := (\tilde{m}; v, h)$.

Conversely, starting from $(\tilde{m}; v, h) \in \tilde{\mathcal{M}}$, we consider the corner h_0 delimited by h and its predecessor in the contour of f_1 , and denote by \mathbb{P}' the leftmost geodesic from h_0 to v . We slit \tilde{m} along \mathbb{P}' starting from h_0 and stopping at v , *without disconnecting the map* at v . We denote by \mathbb{L}' and \mathbb{R}' the left and right copies of \mathbb{P}' in the resulting map and sew $\mathbb{L}'_{2 \rightarrow [\mathbb{P}']}$ onto $\mathbb{r}'_{1 \rightarrow [\mathbb{P}'] - 1}$, thus creating a new degree 1-face, which we denote by f_{r+1} . In the resulting map, we suppress the dangling edge \mathbb{L}'_1 and denote by c the corner it defines. We then denote by m the resulting map and let the outcome of the construction be $\Phi_{\text{left}}^1(\tilde{m}; v, h) := (m; c)$.

Theorem 7. *The mappings $\Phi_{\text{right}}^1 : \mathcal{M} \rightarrow \tilde{\mathcal{M}}$ and $\Phi_{\text{left}}^1 : \tilde{\mathcal{M}} \rightarrow \mathcal{M}$ are inverse bijections.*

5.3 Decomposition of growing bijections into transfer bijections

Let us explain our claim that growing bijections are compositions of two transfer bijections. We fix an r -tuple $\mathbf{a} = (a_1, \dots, a_r)$ of positive even integers and consider a map m of type \mathbf{a} with a distinguished edge e and two distinguished corners c and c' (either of the same face or of two different faces). We first define the map m' of type $(a_1, \dots, a_r, 2)$ by replacing the distinguished edge e with an $r + 1$ -th face f_{r+1} of degree 2 by doubling the edge; the marked corner of this face is arbitrarily chosen. Next, we let h'' be the unique half-edge incident to f_{r+1} that is directed away from c . We set $(m''; c'', h) := \Phi_{\text{right}}(m'; c, h'')$ and keep track of c' in the resulting map. The map m'' is of type $(a_1 + 1, a_2, \dots, a_r, 1)$ and we finally set $(\tilde{m}; v, h') := \Phi_{\text{right}}^1(m''; c')$, while keeping track of h in the resulting map. See [Figure 6](#).

We claim that $(\tilde{m}; v, h, h')$ is the output of the growing bijection of [Section 3](#) or [4](#). In m , the growing bijection uses two geodesics, one directed toward c and one directed toward c' . Plainly, in the application of Φ_{right} to $(m'; c, h'')$, the sliding path in m' corresponds to the geodesic directed toward c . To show the claim, we only need to check that the image in m'' of the geodesic directed toward c' corresponds to the sliding path used by Φ_{right}^1 . This is because the mapping Φ_{right} only alters the map along the geodesic directed toward c , which, by definition, cannot cross the geodesic directed toward c' .

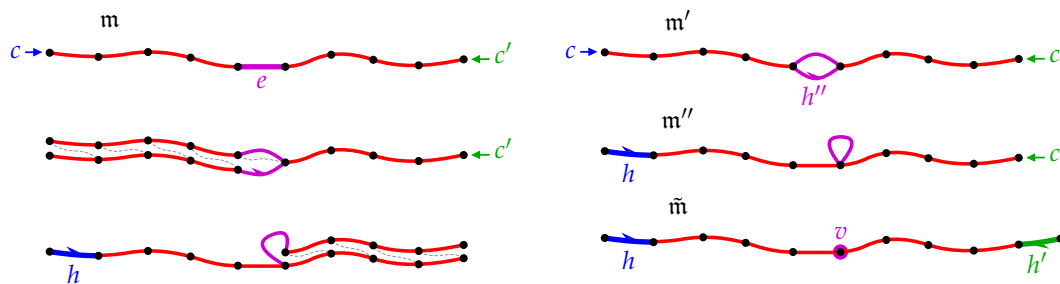


Figure 6: Two-step decomposition of a growing bijection into transfer bijections. To be read from top to bottom.

Acknowledgements

We thank Olivier Bernardi and  eric Fusy for interesting discussions on this topic.

References

- [1] J. Bettinelli. “Increasing forests and quadrangulations via a bijective approach”. *J. Combin. Theory Ser. A* **122** (2014), pp. 107–125. [Link](#).
- [2] J. Bettinelli. “Slit-slide-sew bijections for bipartite and quasibipartite plane maps”. 2018. [arXiv:1811.07845](#).
- [3] J. Bouttier, P. Di Francesco, and E. Guitter. “Planar maps as labeled mobiles”. *Electron. J. Combin.* **11.1** (2004), Paper 69, 27 pp. [Link](#).
- [4] G. Collet and  . Fusy. “A simple formula for the series of constellations and quasi-constellations with boundaries”. *Electron. J. Combin.* **21.2** (2014), Paper 2.9, 27 pp. [Link](#).
- [5] R. Cori. *Un code pour les graphes planaires et ses applications*. Ast risque 27. With an English abstract. Soci t  Math matique de France, Paris, 1975.
- [6] R. Cori. “Planarit  et alg bricit ”. *Journ es algorithmiques ( cole Norm. Sup., Paris, 1975)*. Ast risque 38-39. Soc. Math. France, Paris, 1976, pp. 33–44.
- [7] B. Louf. “A new family of bijections for planar maps”. 2018. [arXiv:1806.02362](#).
- [8] G. Schaeffer. “Bijective census and random generation of Eulerian planar maps with prescribed vertex degrees”. *Electron. J. Combin.* **4.1** (1997), Paper 20, 14 pp. [Link](#).
- [9] W. Tutte. “A census of slicings”. *Canad. J. Math.* **14** (1962), pp. 708–722. [Link](#).