



HAL
open science

A Route toward (Aminomethyl)cyclopentadienide Ligands and Their Group 4 Metal Complexes

Quentin Bonnin, Sook-Yen Wong, Cédric Balan, Virginie Comte, Raluca Malacea, Marie-José Penouilh, Philippe R. Richard, Gerald Kehr, Adrien T. Normand, Gerhard Erker, et al.

► **To cite this version:**

Quentin Bonnin, Sook-Yen Wong, Cédric Balan, Virginie Comte, Raluca Malacea, et al.. A Route toward (Aminomethyl)cyclopentadienide Ligands and Their Group 4 Metal Complexes. *European Journal of Inorganic Chemistry*, 2018, 2018 (34), pp.3813-3821. 10.1002/ejic.201800636 . hal-02346914

HAL Id: hal-02346914

<https://hal.science/hal-02346914v1>

Submitted on 6 Jan 2022

HAL is a multi-disciplinary open access archive for the deposit and dissemination of scientific research documents, whether they are published or not. The documents may come from teaching and research institutions in France or abroad, or from public or private research centers.

L'archive ouverte pluridisciplinaire **HAL**, est destinée au dépôt et à la diffusion de documents scientifiques de niveau recherche, publiés ou non, émanant des établissements d'enseignement et de recherche français ou étrangers, des laboratoires publics ou privés.

A new Route toward (Aminomethyl)cyclopentadienide Ligands and their Group 4 Metal Complexes.

Quentin Bonnin,^[a] Sook-Yen Wong,^[a] Cédric Balan,^[a] Virginie Comte,^[a] Raluca Malacea,^[a] Marie-José Penouilh,^[a] Philippe Richard,^[a] Gerald Kehr,^[b] Adrien T. Normand,^[a] Gerhard Erker*^[b] and Pierre Le Gendre*^[a]

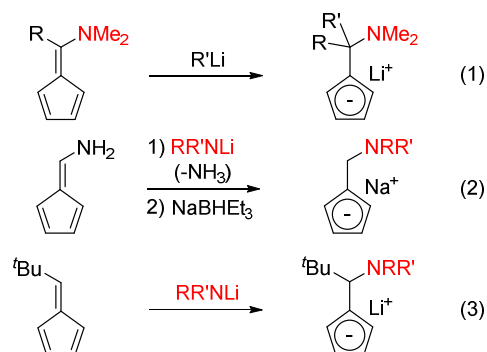
Abstract: A new synthetic method is described, by which N-functionalized cyclopentadienide ligands are synthesized, via the nucleophilic substitution of sodium cyclopentadienide onto Katritzky's (benzotriazolyl) compounds. This route enables the introduction of bulky and basic amines separated from the cyclopentadienyl ring by a methylene spacer, and thus represents a valuable alternative to the general fulvene route. The resulting ligands have been coordinated to titanium and zirconium, producing a series of discrete metallocene derivatives with a pendant amine arm. These complexes are extremely sensitive towards moisture, but they can easily be converted into benchtop-stable ammonium chloride derivatives. The ligands and their complexes have been fully characterized by NMR and IR spectroscopy, elemental analysis and/or high resolution ESI-MS. The solid state structures of ten complexes have been established by single crystal X-ray diffraction analysis.

Introduction

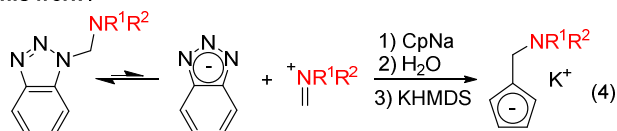
Over the last decades, amino- and amido-functionalized cyclopentadienyl early metal complexes have attracted increased interest for their use in polymerization catalysis,^[1,2] organic catalysis,^[3] and also for therapeutic purposes.^[4] The incorporation of amino or amido functions on the cyclopentadienyl ring allows to tailor the properties of these complexes and, consequently, to achieve optimal performance. One drawback of this approach is that the synthesis of these complexes is not straightforward. Unlike ferrocene,^[5] lithiation and subsequently functionalization of early metallocenes is usually not feasible.^[6] Instead, the synthesis of a functionalized cyclopentadienyl ligand is required before metalation. Several synthetic routes already exist towards amino-functionalized cyclopentadienyl ligands.^[7] In the case of (aminomethyl)cyclopentadienyl ligand, fulvenes and amino-fulvenes appear as ubiquitous intermediates.^[8] The carbolithiation

of the 6-(dimethylamino)fulvene using alkyl, aryl or heteroaryl lithium species leads to a variety of dimethylamino-functionalized cyclopentadienides (Scheme 1, eq. 1).^[4e,9] In addition, it has been shown that 6-(amino)fulvene can undergo exchange reaction with morpholine or (methoxymethyl)pyrrolidine to furnish the corresponding fulvenes derivatives which can be further reduced to amino-functionalized cyclopentadienide ligands (eq. 2).^[10]

Previous work :



This work :



Scheme 1. Synthetic routes towards (aminomethyl)cyclopentadienyl ligand.

The introduction of an amino function to the cyclopentadienyl moiety can also be realized by adding Li-amido reagents at the C6 carbon atom of an aliphatic fulvene but this reaction is limited to non “enolizable” fulvenes such as 6-t-butylpentafulvene (eq. 3) or tetramethylpentafulvene because of the basic character of the Li-amido reagents.^[2f,11] Aware of these limitations and with the aim of introducing bulky and basic tertiary amines close to the metal center, we envisioned another synthetic strategy based on the addition of the cyclopentadienide anion to aminomethylbenzotriazole derivatives (eq.4). In solution, these compounds — developed mainly by Katritzky — exist in equilibrium with highly electrophilic iminium salts and, therefore, represent valuable candidates for our purpose.^[12] Herein we describe the synthesis of (aminomethyl)cyclopentadienide ligands using this new benzotriazole route. Preliminary metalation studies with early metal precursors (Ti, Zr) are reported.

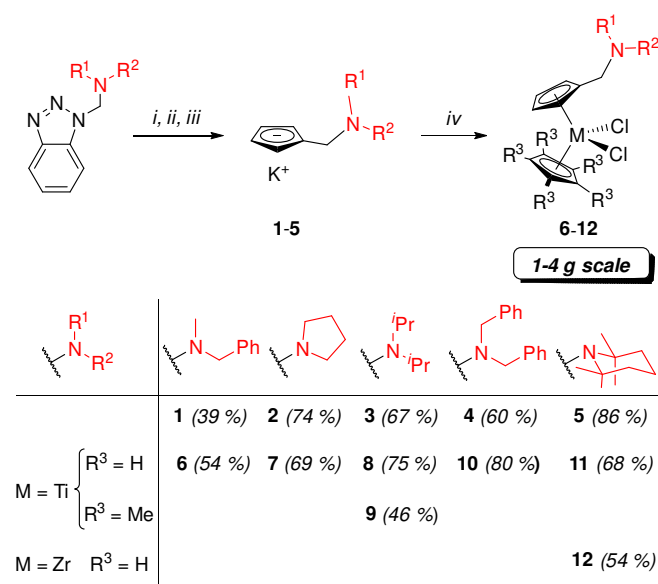
[a] Dr. Q. Bonnin, S.-Y. Wong, C. Balan, Dr. V. Comte, Dr. Raluca Malacea, M.-J. Penouilh, Dr. P. Richard, Dr. A. T. Normand, Prof. P. Le Gendre
Institut de Chimie Moléculaire de l'Université de Bourgogne (ICMUB, UMR-CNRS 6302)
Université de Bourgogne Franche-Comté
9, av. Alain Savary, F-21078 DIJON Cedex, France
E-mail: pierre.le-gendre@u-bourgogne.fr

[b] Dr. G. Kehr, Prof. G. Erker
Organisch-Chemisches Institut
Westfälische Wilhelms-Universität Münster
Corrensstraße 40, 48149 Münster, Germany
E-mail: erker@uni-muenster.de

Supporting information for this article is given via a link at the end of the document.

Results and Discussion

We thus first synthesized several benzotriazole adducts according to the procedures described in the literature.^[13] The reaction of formaldehyde with N-methylbenzylamine, pyrrolidine, diisopropylamine, dibenzylamine or tetramethylpiperidine and one equivalent of benzotriazole produced 1-(aminomethyl)benzotriazole substrates. We next reacted these compounds with sodium cyclopentadienide in ether (Scheme 2), and monitored the reaction by TLC and/or GCMS. Once the 1-(aminomethyl)benzotriazole was fully consumed, the reaction mixture was successively filtered, hydrolyzed, dried over magnesium sulfate and evaporated to dryness. Addition of a toluene solution of KHMDS to the mixture of cyclopentadiene isomers re-solubilized in diethyl ether led to the target potassium amino-functionalised cyclopentadienides (**1-5**) in 39-86% yields. The anions were characterized by ¹H, ¹³C NMR spectroscopy and high resolution ESI-MS. The ¹H NMR spectra of compounds **1-5** show a similar pattern, two multiplets (AA'BB' spin system) in the range of 5.2-5.4 ppm and one singlet between 3.3-3.5 ppm for the bridging CH₂ protons.



Scheme 2. Reagents and conditions: *i*) CpNa, Et₂O, r.t., 4 h (for benzyl derivatives, reflux, 12 h); *ii*) H₂O; *iii*) KHMDS, toluene / Et₂O, 0 °C (10') to r.t. (2 h); *iv*) C₅H₅MCl₃ (M = Ti, Zr), or C₅Me₅TiCl₃, toluene / THF, -30 °C (30') to r.t., 12 h.

With these anions in hands, we next focused on the synthesis of early metallocene complexes with one pendant amine function and proceeded as follow: the amino-functionalised cyclopentadienyl anion in THF solution was added dropwise at -30 °C to a toluene solution containing one equivalent of CpTiCl₃ or Cp*TiCl₃. The reaction was allowed to warm to room temperature and stirred at this temperature for 12 h. The resulting dark red solution was evaporated, then the residue was solubilized in CH₂Cl₂ and the solution was filtered. The target complexes **6-11** were then obtained by precipitation with pentane as highly moisture sensitive red powders in 46-80% yields. Using

a similar procedure, the tetramethylpiperidine-functionalized zirconocene complex **12** was obtained in 54% yield from the potassium cyclopentadienide salt **5** and CpZrCl₃. Complexes **6-12** were characterized by ¹H, ¹³C, ¹⁵N NMR spectroscopy, IR spectroscopy, elemental analysis and high resolution ESI-MS (see Supporting Information). The ¹H NMR spectra of complexes **6-12** show downfield shifted signals for the Cp' ring and bridging CH₂ protons ($\Delta\delta = 0.1-1.4$ ppm) compared to the anionic ligands. The ¹⁵N NMR spectra of complexes **6-12** display single resonance between $\delta = -339$ and $\delta = -309$ ppm, a range comparable to that observed for other amino-functionalised group 4 organometallic complexes.^[14]

Single crystals of complexes **9-12** suitable for X-ray diffraction analysis were obtained by slow diffusion of pentane into saturated CH₂Cl₂ solutions of the complexes. ORTEP views of these complexes are presented in Figure 1.

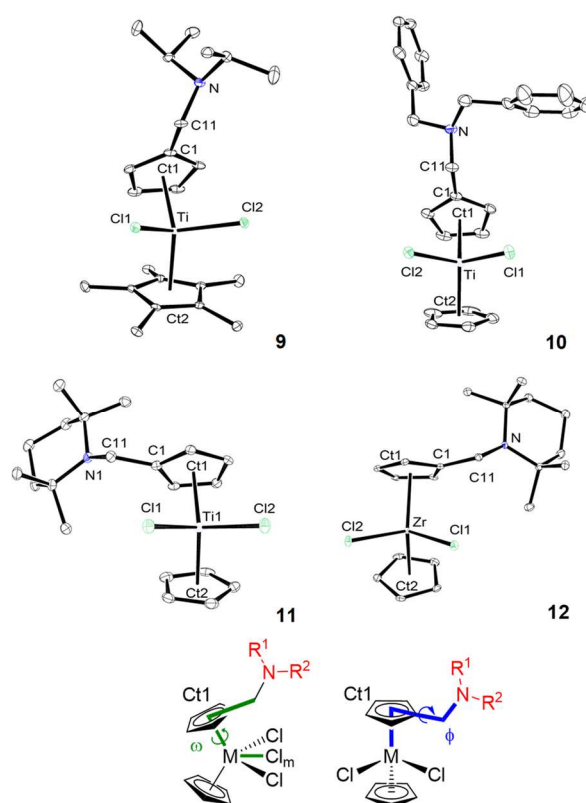


Figure 1. ORTEP views of complexes **9-12** (hydrogen atoms as well as the second independent molecules for **9** and **11** are omitted for clarity) and definitions of the torsion angles ω and ϕ (Cl_m is the centroid of C11/C12). Ct1 and Ct2 are centroids of Cp' and Cp (Cp*) rings, respectively.

Table 1. Relevant bond distances (Å) and angles (°) in compounds **9-12**.

	9 ^[a]	10	11 ^[a]	12
M-Ct1	2.0690(11)	2.0606(11)	2.074(2)	2.2123(12)

M-Cl2	2.0936(10)	2.0598(12)	2.061(2)	2.2100(13)
M-Cl1	2.3602(7)	2.3615(6)	2.3613(14)	2.4498(7)
M-Cl2	2.3705(7)	2.3768(6)	2.3790(13)	2.4549(7)
Ct1-M-Cl2	131.78(4)	131.12(5)	131.39(9)	130.76(5)
Cl1-M-Cl2	94.14(12)	93.89(2)	94.05(5)	96.15(2)
ω	-1.51(6)	-5.35(7)	-81.35(18)	68.61(8)
ϕ	147.67(13)	179.88(15)	-115.4(3)	118.72(16)

[a] Structural parameters of one of the two independent molecules present in the cell are given.

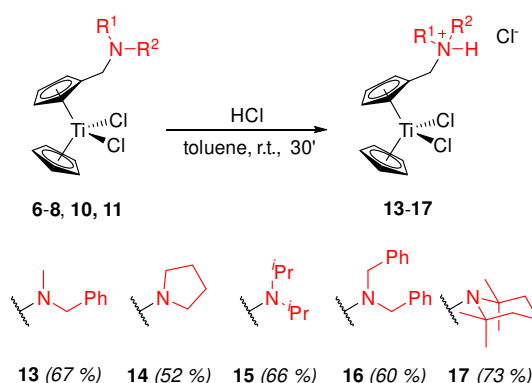
The geometries of the three titanium complexes **9-11** are typically pseudo-tetrahedral with similar structural parameters (Table 1). The zirconium complex **12** shows similar geometry to complexes **9-11** with slightly longer M-Cl bonds lengths and M-Ct distances, consistent with the longer covalent radius of Zr vs Ti (Ti = 1.60(8) Å; Zr = 1.75(7) Å).^[15]

Despite these metric similarities, complexes **9-12** show startling orientational differences which are dependent on the steric properties of the amine moiety. These differences can be described by the torsion angles ω and ϕ , which indicate the position of the amine moiety with respect to the Cl ligands (ω) and the Cp' ring (ϕ) (see Figure 1 for definitions).

Thus, in **9** and **10**, the CH₂ bridge is located to the open side of the bent metallocene, and lies above the TiCl₂ fragment (torsion angle ω = -1.51(6)° and -5.35(7)°, respectively). In contrast, for compounds **11** and **12**, the bulky TMP substituent is rotated from the bisecting position, leading to ω values of -81.35(18)° in **11** and 68.61(8)° in **12**. The position of the N atom with respect to the Cp' plane is also particularly noteworthy in complexes **11** and **12** compared to complexes **9** and **10**. Indeed whereas the C1C_{CH2}N plane is more or less orthogonal to the Cp' ring in **9** and **10** (ϕ = 147.67(3)° and 179.88(15)°, respectively), this plane is tilted toward the Cp' ring due to the steric hindrance of the bulky tetramethylpiperidine (ϕ = -115.4(3)° and 118.72(16)°, respectively).

It has been previously shown that the instability of amino titanocene toward moisture can be attenuated by protonating the amine function.^[7] We conducted the protonation of complexes **6-8**, **10** and **11** in hydrochloric acid-saturated solution of toluene and obtained the corresponding ammonium salts **13-17** in 52-73% yields (Scheme 3). These turned out to be air and moisture-stable, and even *water soluble*. The protonation of the amine function has a profound impact on the shape of the ¹H NMR spectra of these complexes, by changing stereotopic relationships between atoms and/or groups. Thus the ¹H NMR spectrum of the chiral ammonium salt **13** shows four quartets centered at δ = 7.07/6.97, 6.60/6.57 ppm for the pairs of diastereotopic Cp' protons, and four doublets of doublets centered at δ = 4.38/4.04 and 4.37/4.13 ppm for the pairs of diastereotopic methylene protons. For the other ammonium salts, diastereotopic effects are also observed for the methylene protons of the pyrrolidine ring in **14**, for the methyl

protons of the isopropyl groups in **15**, for the methylene protons of the benzyl groups in **16** and for both methyl and methylene protons of the tetramethylpiperidine in **17**.



Scheme 3. Synthesis of the ammonium-functionalised titanocene complexes.

X-ray diffraction studies have been performed on single crystals of **14**, **15** and **17**, and allowed to confirm their structures (Figure 2).

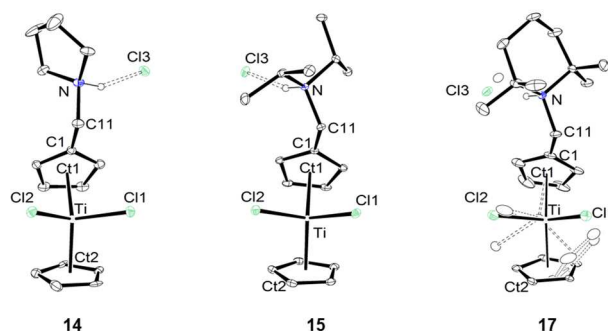
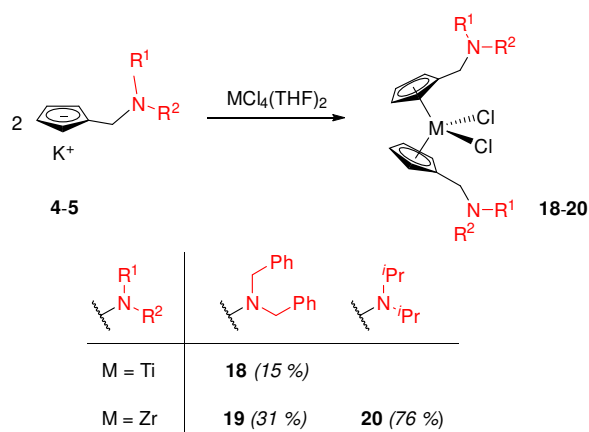


Figure 2. ORTEP view of **14**, **15** and **17** (hydrogen atoms removed for clarity except NH as well as counter anion and solvent). Selected bond lengths (Å) and angles (°): **14**: Ct1-Ti = 2.062(3), Ct2-Ti = 2.057(6), Cl1-Ti = 2.3477(16), Cl2-Ti = 2.3645(16), Cl1-Ti-Cl2 = 92.43(6), Ct1-Ti-Ct2 = 131.9(2), ω = -0.99(18), ϕ = 176.1(4). **15**: Ct1-Ti = 2.0617(6), Ct2-Ti = 2.0548(6), Cl1-Ti = 2.3461(4), Cl2-Ti = 2.3638(4), Cl1-Ti-Cl2 = 92.920(13), Ct1-Ti-Ct2 = 130.97(3), ω = 8.55(3), ϕ = -148.28(7). **17a** (bisecting conformation): Ct1-Ti = 2.191(3), Ct2-Ti = 2.051(4), Cl1-Ti = 2.335(3), Cl2-Ti = 2.363(5), Cl1-Ti-Cl2 = 93.17(15), Ct1-Ti-Ct2 = 129.45(15), ω = 16.43(15), ϕ = -154.41(14). **17b** (non-bisecting conformation): Ct1-Ti = 1.955(3), Ct2-Ti = 2.056(3), Cl1-Ti = 2.366(5), Cl2-Ti = 2.362(3), Cl1-Ti-Cl2 = 95.54(13), Ct1-Ti-Ct2 = 127.00(14), ω = 86.6(2), ϕ = -147.51(14).

The ammonium moieties, in complexes **14** and **15** adopt a bisecting position, above the Cl ligands like in the neutral complexes **9** and **10** (ω = -0.99(18)°, 8.55(3)°, respectively), and they also sit above the Cp' ring (ϕ = 176.1(4)°, -148.28(7)°, respectively). The crystal structure of **17** exhibits a disorder over two positions, this lead to two different conformations where the TMP moiety is either located in a bisecting position (ω = 16.43(15)) or to the side (ω = 86.6(2)). These results suggest that

the peculiar orientation of the TMP moiety in the solid-state structures of **11** and **12** is the result of subtle crystal packing effects and is not fixed in solution. Further support for this hypothesis comes from the ^1H NMR spectra of these complexes, which do not show any evidence for restricted rotation in solution. We also attempted the synthesis of 1,1'-bis(aminomethyl) group 4 metallocenes. The addition of the potassium cyclopentadienide **4** to $\text{TiCl}_4(\text{THF})_2$ in 2:1 ratio in Et_2O gave the target complex **18**, albeit in 15% yield (Scheme 4). In the zirconium complexes, the reaction of two equivalents of **4** with ZrCl_4 gave the target bis-aminozirconocene complex **19** in 31% yield (Scheme 4). A similar reaction with the cyclopentadienide salt **3** afforded complex **20** in 76% yield.



Scheme 4. Reagents and conditions: Et_2O (M = Ti) or THF (M = Zr), $-30\text{ }^\circ\text{C}$ (30') to r.t. (12 h).

The ^1H NMR spectrum of **18** shows the expected pattern for the Ph group at $\delta = 7.36$ (ortho), 7.32 (meta) and 7.24 (para) ppm, two triplet-like signals for the Cp' protons at $\delta = 6.35$ and 6.25 ppm (AA'BB' spin system), and two broad signals at $\delta = 3.53$ (8H) and 3.52 (4H) ppm corresponding to the both methylene protons. The ^1H ^{15}N HMBC spectrum of **18** reveals that the N atom resonates at almost the same chemical shift as that of **10** ($\delta = -327$ ppm for **18** vs $\delta = -328$ ppm for **10**). Unsurprisingly, the ^1H NMR spectrum of zirconium complex **19** shows a set of signals comparable to those of its Ti analogue **18**, and the ^{15}N chemical shift determined by ^1H ^{15}N HMBC is almost identical ($\delta = -328$ ppm). In the case of zirconium complex **20**, the signals of the protons from the Cp' ring appear as two multiplets at $\delta = 6.35$ and 6.33 ppm in the ^1H NMR spectrum, while the bridging CH_2 shows a singlet at $\delta = 3.66$ ppm. The four equivalent isopropyl groups exhibit a set of two signals at $\delta = 2.97$ and 1.01 ppm as a septet and a doublet, respectively. The X-ray structures of **18** and **19** are presented in Figure 3, showing a C2 symmetric conformation (half a molecule is present in each asymmetric unit).

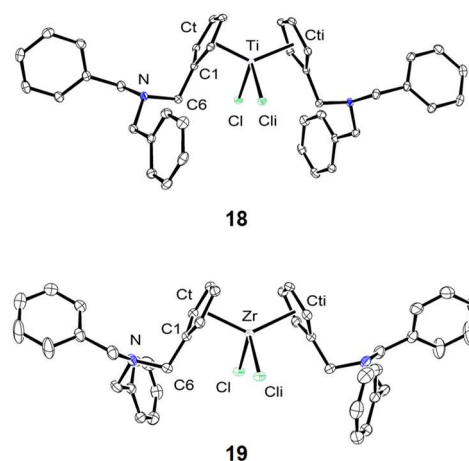
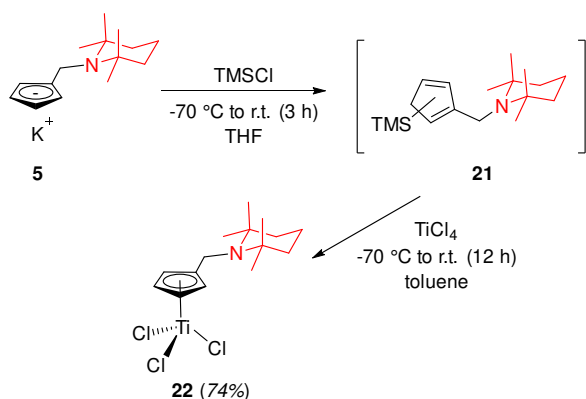


Figure 3. ORTEP views of complexes **18** and **19** (hydrogen atoms removed for clarity). Selected bond lengths (\AA) and angles ($^\circ$): **18**: Ti-Cl = 2.3586(4), Ti-Ct = 2.0633(6), Cl-Ti-Cl = 94.37(2), Ct-Ti-Ct = 133.01(3), $\omega = 0.93(4)$, $\phi = 170.4(1)$. **19**: Zr-Cl = 2.4468(4), Zr-Ct = 2.2058(8), C1-C6 = 1.504 (2), C6-N = 1.475 (2), Cl-Zr-Cl = 96.42(2), Ct-Zr-Ct = 130.08(3), $\omega = -9.91(5)$, $\phi = -160.34(11)$.

The two amine moieties of **18** are located close to the bisecting plane of the bent metallocene ($\omega = 0.93(4)^\circ$) and oriented away from each other in an *antiperiplanar*-conformation ($\phi = 170.4(1)^\circ$). A slight difference in the position of the amine moiety is noted for **19** ($\omega = -9.91(5)^\circ$, $\phi = -160.34(11)^\circ$).

Having succeeded in installing tertiary amines close to the metallocenyl moiety, we next envisioned analogous half-sandwich titanium complexes. Indeed, we wondered whether these would show an interaction between the titanium center and the amine. All attempts at forming such complexes failed except for the synthesis of TMP complex **22** (Scheme 5). In this case, metalation was carried out with TiCl_4 on the mixture of silylated fulvenes **21**, readily prepared from **5** and TMSCl . Complex **22** was obtained in 74% yield and fully characterized. The ^1H NMR spectrum has roughly the same aspect as the one from **5**. The Cp' signals are shifted downfield to 6.40 and 6.15 ppm. The signal of the bridging CH_2 appears as a singlet at 3.75 ppm, while the CH_2 groups of the TMP ring resonate as multiplets centered at $\delta = 1.26$ and 1.36 ppm. The methyl groups of the TMP moiety resonate as a singlet at $\delta = 0.82$ ppm, which argues against the presence of a Ti-N interaction in solution. Consistently, the N atom of **22** resonates at -308 ppm (established by ^1H ^{15}N HMBC), a value which is very close to the one observed for complex **11**.^[14]



Scheme 5. Synthesis of the half-sandwich titanium complex **22**.

The solid-state structure of **22** (Figure 4) shows a typical pseudo-tetrahedral geometry for the titanium center (piano stool-like structure), and corroborated the absence of Ti-N interaction previously inferred from solution ¹H NMR spectroscopy. The torsion angle ϕ defined above is equal to 107.03(11)° indicating that the tetramethylpiperidine moiety remains tilted toward the Cp ring as in the structures of **11** and **12**. To the best of our knowledge, this is the first example of a trichlorido aminomethylcyclopentadienyl half-sandwich titanium complex. Precedents with longer alkyl spacers and less bulky amines have been described.^[1a,3c,7g,16] In most of these complexes, intra- or intermolecular coordination of the amine to Ti was observed.

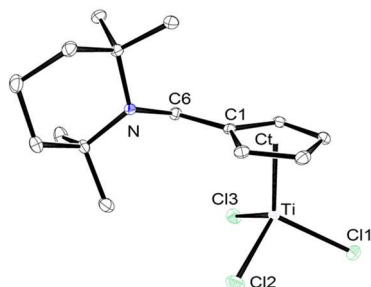


Figure 4. ORTEP view of **22** (hydrogen atoms removed for clarity). Selected bond lengths (Å) and angles (°): C1-Ti = 2.0162(10), Cl1-Ti = 2.2360(6), Cl2-Ti = 2.2308(6), Cl3-Ti = 2.2425(6), C1-C6 = 1.519(3), C6-N = 1.461(2), C1-Ti-Cl1 = 116.78(3), C1-Ti-Cl2 = 115.36(3), C1-Ti-Cl3 = 113.27(3), Cl1-Ti-Cl2 = 100.32(3), Cl1-Ti-Cl3 = 102.32(3), Cl2-Ti-Cl3 = 106.94(3), ϕ = 107.03(11).

Conclusions

In summary, we have described the synthesis of new (aminomethyl)cyclopentadienide salts *via* the nucleophilic substitution of sodium cyclopentadienide on Katritzky's (benzotriazolyl) derivatives. These ligands can be coordinated to Ti and Zr, yielding early metallocene complexes with a pendant tertiary amine arms. The absence of interactions between the Lewis acidic metal center and the Lewis basic N atom in all of the

prepared complexes suggests that these new ligands could be used in organometallic frustrated Lewis pairs.^[17]

Experimental Section

General considerations. All reactions were carried out under an atmosphere of Ar using Schlenk techniques or an Ar glovebox. Alumina (Brockman grade II) and 3Å molecular sieves were activated by heating for at least 6 hours above 230°C under vacuum ($< 10^{-1}$ mbar), and stored in the glovebox in order to be used as drying agents (see below). Dichloromethane, diethyl ether, pentane, tetrahydrofuran and toluene were dried using a solvent purification system (MBraun SPS-800) whilst acetonitrile, benzonitrile, bromobenzene, chlorobenzene, and heptane were distilled over CaH₂ and stored over activate 3Å molecular sieves under Ar. Deuterated solvents were dried by passage through a short column of activated neutral alumina and stored over activated molecular sieves in the glovebox, either at room temperature (C₆D₆, C₆D₅Br, d₆-DMSO) or at -18°C (d₈-THF, CD₂Cl₂, CDCl₃, CD₃CN). Chlorotrimethylsilane was distilled under atmospheric pressure before use. The following chemicals CpNa,^[18] TiCl₄(THF)₂,^[19] ZrCl₄(THF)₂,^[19] CpTiCl₃,^[20] Cp*TiCl₃,^[21] and the N-benzotriazolylmethyl-amine derivatives^[13] were synthesized according to literature procedures. CpZrCl₃ was sublimed (1.9x10⁻² mbar, 170°C). All other reagents were commercially available and used as received or purified according to the purification guide of laboratory chemicals if required.^[22]

All of the analyses were performed at the "Plateforme d'Analyses Chimiques et de Synthèse Moléculaire de l'Université de Bourgogne". The identity and purity (> 95%) of the complexes were unambiguously established using elemental analysis, high-resolution mass spectrometry (Electrospray Ionization), NMR and IR spectroscopy. Elemental analyses were obtained on a Flash EA 1112 CHNS-O Thermo Electron Flash instrument. Exact masses of the isolated compounds were obtained on a Bruker micrOTOF-Q ESI-MS. ¹H (300.13, 500.03, or 600.23 MHz), ¹¹B (160.42 MHz), ¹³C (125.77 or 150.94 MHz), ¹⁵N (43.3 MHz) and ¹⁹F (470.45 MHz) NMR spectra were recorded on Bruker 300 Avance III, 500 Avance III, or 600 Avance II spectrometers. Chemical shifts are quoted in parts per million (δ) relative to TMS (¹H and ¹³C), or CH₃NO₂ (for ¹⁵N). IR spectra were recorded on a FT BRUKER Vertex 70v spectrophotometer (Globar MIR and Hg/FIR sources, Ge/KBr (MIR) and silicium (FIR) beamsplitters and Ge/KBr (MIR) and silicium (FIR) detectors).

X-Ray experimental procedure. Suitable crystals for X-ray analysis were selected and mounted on a mylar loop with oil on either a Bruker APEX-II CCD or on a Bruker D8 VENTURE diffractometer. Crystals were kept at 115 K or at 100K during data collections. The structures were solved by direct methods using SIR2004,^[23] ShelXS^[24] or ShelXT^[25] structure solution programs and refined with the ShelXL^[26] refinement package using Least Squares minimization against $|F|^2$ with the aid of Olex2 program.^[27] The structure of **9** was refined as a 2-component twin with the twin law (-1.0, 0.0, 0.0, -1.0, 0.0 1.0, 0.0, 1.0), BASF 0.3909(5) in P2₁/c. The structure of **14** is slightly disordered: two positions for the CHCl₃ solvate molecule, the pyrrolidine ring and the Cp ring were refined (Cp ring as rigid group). The structure of **17** is also disordered, the TiCl₂Cp fragment occupies two positions with a multiplicities of 0.5/0.5. Two different conformations are thus obtained. The disordered Cp rings were also refined as rigid groups.

CCDC 1825458-1825467 contain the Supporting crystallographic data for this paper. These data can be obtained free of charge via www.ccdc.cam.ac.uk/data_request/cif, or by emailing data_request@ccdc.cam.ac.uk, or by contacting The Cambridge

Crystallographic Data Centre, 12 Union Road, Cambridge CB2 1EZ, UK; fax: +44 1223 336033.

Representative procedure for the synthesis of 1-5: To a suspension of CpNa (2.6 g, 0.024 mol, 1.2 eq.) in 50 mL of Et₂O, was added dropwise by cannulation at -15°C, an ethereal solution of N-benzotriazolymethyl-amine (0.02 mol, 1 eq.). The resulting solution was left to warm up to room temperature and then stirred for two additional hours (refluxed overnight for compounds 1 and 4). The white precipitate formed during the reaction was filtered off and extracted with 15 mL of Et₂O. The yellow filtrate was washed twice with 30 mL of deionized water. The combined organic phases were washed with a solution of saturated brine (30 mL) and dried over MgSO₄. After filtration and careful evaporation of the solvent, the yellow oil was dissolved in pentane (40 mL) and left 10 min during which time the residual starting material precipitated. After filtration and careful (25°C, mild depression) evaporation the corresponding diene was obtained as yellow oil. This unstable compound was directly used after dissolving in 50 mL of Et₂O. The resulting solution was cooled down to 0°C, and a freshly-prepared solution in toluene of KHMDS (0.95 eq. vs isolated diene, 20 mL) was added dropwise. The cold bath was left to warm to room temperature over 5 h. The precipitate formed during this time was filtered off, washed with 10 mL of cold Et₂O, 2 x 15 mL of pentane, yielding the desired compound.

Synthesis of 1 (beige powder, 1.83 g, yield: 39 %).^[28] Amount of substrates/reactants: CpNa (2.09 g, 0.0238 mol, 1.2 eq.); N-benzotriazolymethyl-N-methyl-1-phenylmethanamine (5.00 g, 0.0198 mol, 1.0 eq.); KHMDS (2.82 g, 0.0141 mol, 0.95 eq.). HMRS (ESI negative mode, dimethylsulfoxide): calcd. for C₁₄H₁₆N [M-K]⁻ 198.12869; found 198.12773 (Rel. ab.: 100%, -0.7 ppm). ¹H NMR (600.23 MHz, 300 K, tetrahydrofuran-*d*₆): δ¹H: 7.31 (m, 2H, *o*-Ph), 7.23 (m, 2H, *m*-Ph), 7.13 (m, 1H, *p*-Ph) 5.47 (m, 2H, *H*₂ of Cp'), 5.45 (2H, *H*₃ of Cp'), 3.46 (s, 2H, NCH₂Ph), 3.30 (s, 2H, NCH₂C₅H₄), 2.09 (s, 3H, NCH₃). ¹³C{¹H} NMR (150.94 MHz, 300 K, tetrahydrofuran-*d*₆): δ¹³C: 142.2 (*i*-Ph), 129.8 (*o*-Ph), 128.8 (*m*-Ph), 127.1 (*p*-Ph), 117.6 (*i*-Cp'), 106.5 (C₂ of Cp'), 104.9 (C₃ of Cp'), 63.5 (NCH₂Ph), 59.8 (NCH₂C₅H₄), 43.0 (NCH₃).

Synthesis of 2 (beige powder, 6.80 g, yield: 74 %).^[28] Amount of substrates/reactants: CpNa (5.30 g, 0.0602 mol, 1.2 eq.); N-benzotriazolymethyl-pyrrolidine (10.0 g, 0.0494 mol, 1 eq.); KHMDS (7.60 g, 0.0381 mol, 0.98 eq.). HMRS (ESI negative mode, dimethylsulfoxide): calcd. for C₁₀H₁₄N [M-K]⁻ 148.11325; found 148.11323 (Rel. ab.: 100%, 0.5 ppm). ¹H NMR (600.23 MHz, 300 K, dimethylsulfoxide-*d*₆): δ¹H: 5.27 (m, 2H, *H*₂ of Cp'), 5.22 (m, 2H, *H*₃ of Cp'), 3.34 (s, 2H, NCH₂C₅H₄), 2.36 (m, 4H, NCH₂CH₂), 1.57 (m, 4H, NCH₂CH₂). ¹³C{¹H} NMR (150.94 MHz, 300 K, dimethylsulfoxide-*d*₆): δ¹³C: 115.4 (*i*-Cp'), 104.5 (C₂ of Cp'), 102.3 (C₃ of Cp'), 57.2 (NCH₂C₅H₄), 53.2 (NCH₂CH₂), 23.1 (NCH₂CH₂).

Synthesis of 3 (beige powder, 4.80 g, yield 67%).^[28] Amount of substrates/reactants: CpNa (3.80 g, 0.0431 mol, 1.3 eq.); N-benzotriazolymethyl-N,N-diisopropylamine (7.70 g, 0.0331 mol, 1.0 eq.). KHMDS (4.80 g, 0.0242 mol, 0.98 eq.). HMRS (ESI negative mode, dimethylsulfoxide): calcd. for C₁₂H₂₀N [M-K]⁻ 178.15903; found 178.16042 (Rel. ab.: 30%, 1.7 ppm). ¹H NMR (600.23 MHz, 300 K, dimethylsulfoxide-*d*₆): δ¹H: 5.28 (m, 2H, *H*₂ of Cp'), 5.22 (m, 2H, *H*₃ of Cp'), 3.41 (s, 2H, NCH₂C₅H₄), 3.21 (sept, ³J_{HH} = 6.5 Hz, 2H, NCH), 0.94 (d, 12H, ³J_{HH} = 6.5 Hz, NCHCH₃). ¹³C{¹H} NMR (150.94 MHz, 300 K, dimethylsulfoxide-*d*₆): δ¹³C: 116.8 (*i*-Cp'), 104.0 (C₂ of Cp'), 102.2 (C₃ of Cp'), 44.9 (NCH), 44.6 (NCH₂C₅H₄), 20.7 (NCHCH₃).

Synthesis of 4 (brown powder, 8.52 g, overall yield: 60%).^[28] Amount of substrates/reactants: CpNa (6.00 g, 0.0547 mol, 1.2 eq.); N-benzotriazolymethyl-N-benzyl-1-phenylmethanamine (15 g, 0.0457 mol, 1.0 eq.); KHMDS (5.77 g, 0.0289 mol, 0.90 eq.). HMRS (ESI negative

mode, dimethylsulfoxide): calcd. for C₂₀H₂₀N [M-K]⁻ 274.15903; found 274.15967 (Rel. ab.: 5%, -1.7 ppm). ¹H NMR (500.13 MHz, 300 K, dimethylsulfoxide-*d*₆): δ¹H: 7.41 (m, 4H, *o*-Ph), 7.29 (m, 4H, *m*-Ph), 7.17 (m, 2H, *p*-Ph) 5.42 (m, 2H, *H*₂ of Cp'), 5.32 (m, 2H, *H*₃ of Cp'), 3.53 (s, 4H, NCH₂Ph), 3.40 (s, 2H, NCH₂C₅H₄). ¹³C{¹H} NMR (125.77 MHz, 300 K, dimethylsulfoxide-*d*₆): δ¹³C: 142.0 (*i*-Ph), 128.8 (*o*-Ph), 128.2 (*m*-Ph), 126.4 (*p*-Ph), 114.0 (*i*-Cp'), 105.6 (C₂ of Cp'), 103.3 (C₃ of Cp'), 57.0 (NCH₂Ph), 55.1 (NCH₂C₅H₄).

Synthesis of 5 (beige powder, 12.0 g, yield 86%).^[28] Amount of substrates/reactants: CpNa (0.0682 mol, 1.36 eq.); N-benzotriazolymethyl-2,2,6,6-tetramethylpiperidine (13.8 g, 0.0507 mol, 1.0 eq.); KHMDS (8.85 g, 0.0444 mol, 0.99 eq.). HMRS (ESI negative mode, dimethylsulfoxide): calcd. for C₁₅H₂₄N [M-K]⁻ 218.19033; found 218.19111 (Rel. ab.: 100%, -1.4 ppm). ¹H NMR (600.23 MHz, 300 K, tetrahydrofuran-*d*₈): δ¹H: 5.46 (m, 2H, *H*₂ of Cp'), 5.38 (m, 2H, *H*₃ of Cp'), 3.55 (s, 2H, NCH₂C₅H₄), 1.57 (m, 2H, NC(CH₃)₂CH₂CH₂), 1.43 (m, 4H, NC(CH₃)₂CH₂), 1.12 (s, 12H, NC(CH₃)₂). ¹³C{¹H} NMR (150.94 MHz, 300 K, tetrahydrofuran-*d*₈): δ¹³C: 123.5 (*i*-Cp'), 105.6 (C₂ of Cp'), 104.1 (C₃ of Cp'), 55.6 (NC(CH₃)₂), 45.0 (NCH₂C₅H₄), 42.9 (NC(CH₃)₂CH₂), 29.0 (NC(CH₃)₂), 19.2 (NC(CH₃)₂CH₂CH₂).

General procedure for the synthesis of 6-11: A solution of sodium (aminomethyl)cyclopentadienide (0.818g, 0.0034 mol, 1.05 eq.) in 25 mL of THF was added to a solution of CpTiCl₃ (0.718 g, 0.0032 mol, 1.0 eq.) in 20 mL of toluene, by cannulation at -30°C. The resulting solution was left to warm up to room temperature and then stirred overnight. The crude red solution was first evaporated. The deep red oil obtained was dissolved in 20 mL of CH₂Cl₂, filtered through diatomaceous earth, which was then washed by 2 x 5 mL of CH₂Cl₂. The deep red extracts obtained were concentrated by evaporation of 3/4 of the solvent and the compound was precipitate by addition of pentane with vigorous stirring. The orange-red precipitate was filtered off, and dried to yield the desired compound.

Synthesis of 6 (orange-red powder, 0.680 g, yield = 54 %). Amount of substrates/reactants: 1 (0.818 g, 0.0034 mol, 1.05 eq.); CpTiCl₃ (718 mg, 0.0032 mol, 1.0 eq.). HMRS (Positive mode ESI, dichloromethane): m/z calcd. for C₁₉H₂₁NCITi [M-Cl]⁺ 346.08388; found 346.08446 (Rel. ab.: 90%, 2.3 ppm). Elemental Analysis: % calcd for C₁₉H₁₉NCI₂Ti: C, 59.72; H, 5.54; N, 3.67; Found: C, 58.93; H, 5.50; N, 3.58. ¹H NMR (600.23 MHz, 300 K, benzene-*d*₆): δ¹H: 7.29 (m, 2H, *o*-Ph), 7.18 (m, 2H, *m*-Ph), 7.10 (m, 1H, *p*-Ph) 6.26 (m, 2H, *H*₂ of Cp'), 5.98 (s, 5H, Cp), 5.68 (m, 2H, *H*₃ of Cp'), 3.74 (s, 2H, NCH₂C₅H₄), 3.33 (s, 2H, NCH₂Ph), 2.02 (s, 3H, NCH₃). ¹³C{¹H} NMR (125.77 MHz, 300 K, benzene-*d*₆): δ¹³C: 139.6 (*i*-Ph), 133.2 (*i*-Cp'), 129.3 (*o*-Ph), 128.6 (*m*-Ph), 127.4 (*p*-Ph), 124.6 (C₂ of Cp'), 119.5 (Cp), 115.1 (C₃ of Cp'), 62.1 (NCH₂Ph), 57.7 (NCH₂C₅H₄), 42.2 (NCH₃).

Synthesis of 7 (orange-red powder, 2.74 g, yield = 69 %). Amount of substrates/reactants: 2 (2.25 g, 0.0120 mol, 1.05 eq.); CpTiCl₃ (2.51 g, 0.0114 mol, 1.0 eq.). HMRS (Positive mode ESI, dichloromethane): m/z calcd. for C₁₅H₁₉NCITi [M-Cl]⁺ 296.06717; found 296.06819 (Rel. ab.: 50%, -2.8 ppm). Elemental Analysis: % calcd for C₁₅H₁₉NCI₂Ti: C, 54.25; H, 5.77; N, 4.22; Found: C, 54.66; H, 5.51; N, 4.26. ¹H NMR (600 MHz, 300 K, dichloromethane-*d*₂): δ¹H: 6.57 (s, 5H, Cp), 6.52 (m, 2H, *H*₂ of Cp'), 6.46 (m, 2H, *H*₃ of Cp'), 3.67 (s, 2H, NCH₂C₅H₄), 2.55 (broad, 4H, NCH₂CH₂), 1.77 (broad, 4H, NCH₂CH₂). ¹³C{¹H} NMR (150.94 MHz, 300 K, dichloromethane-*d*₂): δ¹³C: 133.9 (*i*-Cp'), 124.7 (C₂ of Cp'), 120.6 (Cp), 116.8 (C₃ of Cp'), 55.8 (NCH₂C₅H₄), 54.7 (NCH₂CH₂), 24.1 (NCH₂CH₂).

Synthesis of 8 (orange-red powder, 1.61 g, yield = 80 %). Amount of substrates/reactants: 3 (1.19 g, 0.0055 mol, 1.05 eq.); CpTiCl₃ (1.14 g, 0.0052 mol, 1.0 eq.). HMRS (Positive mode ESI, dichloromethane): m/z calcd. for C₁₇H₂₆NCITi [M+H]⁺ 362.09189; found 362.09285 (Rel. ab.: 100%, 3.4 ppm). Elemental Analysis: % calcd for C₁₇H₂₅Cl₂NTi: C, 56.38;

H, 6.96; N, 3.87; Found: C, 55.99; H, 6.96; N, 3.88. ¹H NMR (600.23 MHz, 300 K, dichloromethane-d₂): δ¹H: 6.54 (s, 5H, Cp), 6.52 (m, 2H, H₂ of Cp'), 6.44 (m, 2H, H₃ of Cp'), 3.71 (s, 2H, NCH₂Cp), 2.97 (sept, ³J_{HH} = 6.6 Hz, 2H, NCH), 1.01 (d, ³J_{HH} = 6.6 Hz, 12H, NCHCH₃). ¹³C{¹H} NMR (150.94 MHz, 300 K, dichloromethane-d₂): δ¹³C: 140.4 (*i*-Cp'), 124.1 (C₂ of Cp'), 120.3 (Cp), 117.2 (C₃ of Cp'), 49.2 (NCH), 45.6 (NCH₂C₅H₄), 21.3 (NCHCH₃).

Synthesis of 9 (red powder, 0.923 g, yield = 46 %). Amount of substrates/reactants: **3** (1.00 g, 0.0046 mol, 1.05 eq.) CpTiCl₃ (1.27 g, 0.0044 mol, 1.0 eq.). HMRS (Positive mode ESI, dichloromethane): m/z calcd. for C₂₂H₃₆NCl₂Ti [M+H]⁺ 432.17019; found 432.16878 (Rel. ab. 100%, -2.5 ppm). Elemental Analysis: % calcd for C₂₂H₃₅NCl₂Ti: C, 61.12; H, 8.16; N, 3.24; Found: C, 61.13; H, 8.26; N, 3.40. ¹H NMR (600.23 MHz, 300 K, dichloromethane-d₂): δ¹H: 6.19 (m, H₂ of Cp'), 5.99 (m, 2H, H₃ of Cp'), 3.69 (s, 2H, NCH₂C₅H₄), 2.97 (sept, ³J_{HH} = 6.7 Hz, 2H, NCH), 2.01 (s, 15H, CH₃ of Cp'), 1.00 (d, ³J_{HH} = 6.7 Hz, 12H, NCHCH₃). ¹³C{¹H} NMR (150.94 MHz, 300 K, dichloromethane-d₂): δ¹³C: 139.5 (*i*-Cp'), 130.0 (*i*-Cp'), 124.4 (C₂ of Cp'), 115.9 (C₃ of Cp'), 49.1 (NCH), 45.4 (NCH₂C₅H₄), 21.3 (NCHCH₃), 13.8 (CH₃ of Cp').

Synthesis of 10 (orange-red powder, 4.0 g, yield = 80 %). Amount of substrates/reactants: **4** (3.76 g, 0.0119 mol, 1.05 eq.); CpTiCl₃ (2.50 g, 0.0114 mol, 1.0 eq.). HMRS (Positive mode ESI, dichloromethane): m/z calcd. for C₂₅H₂₆NCl₂Ti [M+H]⁺ 458.09196; found 458.09393 (Rel. ab.: 100%, 5.0 ppm). Elemental Analysis: % calcd: C, 65.53; H, 5.50; N, 3.06; Found: C, 66.52; H, 5.57; N, 3.20. ¹H NMR (600.23 MHz, 300 K, dichloromethane-d₂): δ¹H: 7.38 (m, 4H, *o*-Ph), 7.33 (m, 4H, *m*-Ph), 7.25 (m, 2H, *p*-Ph), 6.52 (m, 2H, H₂ of Cp'), 6.43 (m, 2H, H₃ of Cp'), 6.38 (s, 5H, Cp), 3.60 (s, 2H, NCH₂C₅H₄), 3.57 (s, 4H, NCH₂Ph). ¹³C{¹H} NMR (150.94 MHz, 300 K, dichloromethane-d₂): δ¹³C: 139.9 (*i*-Ph), 133.5 (*i*-Cp'), 129.5 (*o*-Ph), 128.8 (*m*-Ph), 127.6 (*p*-Ph), 124.5 (C₂ of Cp'), 120.5 (Cp), 117.6 (C₃ of Cp'), 58.8 (NCH₂Ph), 53.6 (NCH₂C₅H₄).

Synthesis of 11 (orange powder, 0.870 g, yield = 68 %). Amount of substrates/reactants: **5** (0.693 g, 0.0032 mol, 1.05 eq.); CpTiCl₃ (0.800 g, 0.0031 mol, 1.0 eq.). HMRS (Positive mode ESI, dichloromethane): m/z calcd. for C₂₀H₃₀NCl₂Ti [M+H]⁺ 402.12322; found 402.12089 (Rel. ab.: 90%, -5.1 ppm). Elemental Analysis: % calcd for C₂₀H₂₉NCl₂Ti: C, 59.72; H, 7.27; N, 3.48; Found: C, 59.88; H, 7.71; N, 3.44. ¹H NMR (600.23 MHz, 300 K, benzene-d₆): δ¹H: 6.23 (broad, 2H, H₂ of Cp'), 6.01 (s, 5H, Cp), 5.70 (broad, 2H, H₃ of Cp'), 4.02 (s, 2H, NCH₂C₅H₄), 1.43 (m, 2H, NC(CH₃)₂CH₂CH₂), 1.37 (m, 4H, NC(CH₃)₂CH₂), 1.01 (s, 12H, NC(CH₃)₂). ¹³C{¹H} NMR (150.94 MHz, 300 K, benzene-d₆): δ¹³C: 146.2 (*i*-Cp'), 121.9 (C₂ of Cp'), 119.1 (Cp), 115.6 (C₃ of Cp'), 55.6 (NC(CH₃)₂), 45.6 (NCH₂C₅H₄), 41.9 (NC(CH₃)₂CH₂), 28.2 (broad, NC(CH₃)₂), 18.2 (NC(CH₃)₂CH₂CH₂).

Synthesis of 12. A solution of **5** (0.586 g, 0.0027 mol, 1.0 eq.) in 35 mL of THF was added to a solution of CpZrCl₃ (0.700 g, 0.0027 mol, 1.0 eq.) in 35 mL of THF cooled down to -30°C. The resulting solution was left to warm up to room temperature and then stirred overnight. The crude solution was evaporated and the residue was treated with 30 mL of dichloromethane. After filtration through diatomaceous earth, the filtrate was evaporated and the residue triturated with 15 mL of pentane in order to form a white powder. The supernatant was removed and the precipitate washed twice with 5 mL of pentane. The desired compound was obtained after removal of all volatiles as a white powder. (0.640 g, 54%).^[29] HMRS (Positive mode ESI, dichloromethane): m/z calcd. for C₂₀H₃₀NCl₂Zr [M+H]⁺ 444.07969; found 444.07893 (Rel. ab.: 100%, -1.701 ppm), C₁₅H₂₆N [M-CpZrCl₂+H]⁺ 220.20652 found 220.20539 (Rel. ab.: 100%, -5.1 ppm). ¹H NMR (600.23 MHz, 300 K, tetrahydrofuran-d₈): δ¹H: 6.45 (s, 5H, Cp), 6.38 (m, 2H, H₃ of Cp'), 6.31 (m, 2H, H₂ of Cp'), 3.82 (s, 2H, NCH₂C₅H₄), 1.55 (m, 2H, NC(CH₃)₂CH₂CH₂), 1.42 (m, 4H, NC(CH₃)₂CH₂), 1.03 (s, 12H,

NC(CH₃)₂). ¹³C{¹H} NMR (150.94 MHz, 300 K, tetrahydrofuran-d₈): δ¹³C: 142.6 (*i*-Cp'), 117.6 (C₂ of Cp'), 116.6 (Cp), 113.9 (C₃ of Cp'), 56.2 (NC(CH₃)₂), 45.4 (NCH₂C₅H₄), 42.7 (NC(CH₃)₂CH₂), 28.6 (NC(CH₃)₂), 18.9 (NC(CH₃)₂CH₂CH₂).

General procedure for the synthesis of 13-17. To a solution of (aminomethyl)titanocene dichloride (0.0003 mol, 1 eq., 5 mL toluene) was added dropwise a freshly-prepared HCl solution (5 mL of toluene). A red precipitate was directly formed. The reaction mixture was left to stir for 15 min. The precipitate was then filtered off and washed with 3 x 5 mL of pentane under aerobic conditions, yielding the desired product.

Synthesis of 13 (red powder, 0.074 g, yield: 67 %). Amount of substrates/reactants: **6** (0.100 g, 0.0003 mol, .01 eq., 5 mL toluene); 5 mL of a HCl-saturated toluene solution. HMRS (Positive mode ESI, dichloromethane): m/z calcd. for C₁₉H₂₂NCl₂Ti [M]⁺ 382.06060; found 382.05935 (Rel. ab.: 10%, -2.6 ppm). Elemental Analysis: % calcd for C₁₉H₂₂Cl₂NTi: C, 54.51; H, 5.30; N, 3.35; Found: C, 54.50; H, 5.44; N, 3.69. ¹H NMR (600.23 MHz, 300 K, chloroform-d₁): δ¹H: 12.83 (s, 1H, NH), 7.60 (m, 2H, *o*-Ph), 7.46 (m, 3H, *m*-Ph overlapping with *p*-Ph), 7.07 (q, ³J_{HH} = ⁴J_{HH} = 2.6 Hz, 1H, H₂ of Cp'), 6.97 (q, ³J_{HH} = ⁴J_{HH} = 2.6 Hz, 1H, H₅ of Cp'), 6.69 (s, 5H, Cp), 6.60 (q, ³J_{HH} = ⁴J_{HH} = 2.6 Hz, 1H, H₃ of Cp'), 6.57 (q, ³J_{HH} = ⁴J_{HH} = 2.6 Hz, 1H, H₄ of Cp'), 4.38 (dd, ²J_{HH} = 13.2 Hz ³J_{HH} = 3.6 Hz, 1H, NCH₂Ph), 4.37 (dd, ²J_{HH} = 13.7 Hz ³J_{HH} = 4.6 Hz, 1H, NCH₂C₅H₄), 4.13 (dd, ²J_{HH} = 13.7 Hz, ³J_{HH} = 6.0 Hz, 1H, NCH₂C₅H₄), 4.04 (dd, ²J_{HH} = 13.2 Hz, ³J_{HH} = 6.6 Hz, 1H, NCH₂Ph), 2.60 (d, ³J_{HH} = 2.6 Hz, 3H, NCH₃). ¹³C{¹H} NMR (150.94 MHz, 300 K, chloroform-d₁): δ¹³C: 131.5 (*o*-Ph), 130.5 (*m*-Ph), 129.7 (*p*-Ph), 128.2 (*i*-Ph), 125.9 (C₅ of Cp'), 124.8 (C₂ of Cp'), 122.0 (*i*-Cp'), 121.3 (Cp), 117.0 (C₄ of Cp'), 116.4 (C₃ of Cp'), 60.0 (NCH₂Ph), 55.4 (NCH₂Cp), 39.2 (NCH₃).

Synthesis of 14 (red powder, 1.60 g, yield: 52 %). Amount of substrates/reactants: **7** (3.08 g, 0.0093 mol, 1.0 eq., 20 mL dichloromethane); 20 mL of a HCl-saturated toluene solution. HMRS (Positive mode ESI, dichloromethane): m/z calcd. for C₁₅H₂₀NCl₂Ti [M-CI+H]⁺ 332.04492; found 332.04335 (Rel. ab.: 100%, -4.0 ppm). Elemental Analysis: % calcd for C₁₅H₂₀Cl₂NTi: C, 48.88; H, 5.44; N, 3.69; Found: C, 49.14; H, 5.82; N, 3.89. ¹H NMR (600 MHz, 300 K, chloroform-d₁): δ¹H: 12.77 (broad, 1H, NH), 6.92 (m, 2H, H₂ of Cp'), 6.67 (s, 5H, Cp), 6.56 (m, 2H, H₃ of Cp'), 4.27 (d, ³J_{HH} = 6.0 Hz, 2H, NCH₂C₅H₄), 3.68 (m, 2H, NCH₂CH₂), 2.89 (m, 2H, NCH₂CH₂), 2.25 (m, 2H, NCH₂CH₂), 2.10 (m, 2H, NCH₂CH₂). ¹³C{¹H} NMR (150.94 MHz, 300 K, chloroform-d₁): δ¹³C: 125.0 (C₂ of Cp'), 123.1 (*i*-Cp'), 121.1 (Cp), 116.2 (C₃ of Cp'), 54.3 (NCH₂C₅H₄), 53.8 (NCH₂CH₂), 23.5 (NCH₂CH₂).

Synthesis of 15 (red powder, 0.490 g, yield: 66 %). Amount of substrates/reactants: **8** (0.725 g, 0.0018 mol, 1 eq., 5 mL toluene); 5 mL of a HCl-saturated toluene solution. HMRS (Positive mode ESI, dichloromethane-methanol): m/z calcd. for C₁₉H₂₁NCITi [M-CI]⁺ 362.09189; found 362.09282 (Rel. ab.: 85%, 3.3 ppm). Elemental Analysis: % calcd for C₂₅H₂₆Cl₃NTi: C, 51.22; H, 6.57; N, 3.51; Found: C, 50.95; H, 7.64; N, 3.52. ¹H NMR (600.23 MHz, 300 K, chloroform-d₁): δ¹H: 11.62 (broad, 1H, NH), 7.00 (m, 2H, H₂ of Cp'), 6.68 (s, 5H, Cp), 6.57 (m, 2H, H₃ of Cp'), 4.35 (d, ³J_{HNH} = 5.2 Hz, 2H, NCH₂C₅H₄), 3.71 (dsept, ³J_{HH} = 6.7 Hz, ³J_{HNH} = 3.4 Hz, 2H, NCH), 1.56 (d, ³J_{HH} = 6.7 Hz, 6H, NCHCH₃), 1.51 (d, ³J_{HH} = 6.7 Hz, 6H, NCHCH₃). ¹³C{¹H} NMR (150.94 MHz, 300 K, chloroform-d₁): δ¹³C: 127.0 (C₂ of Cp'), 122.8 (*i*-Cp'), 120.9 (Cp), 115.0 (C₃ of Cp'), 55.2 (NCH), 46.6 (NCH₂C₅H₄), 19.3 (NCHCH₃), 18.1 (NCHCH₃).

Synthesis of 16 (red powder, 0.100 g, yield: 60 %). Amount of substrates/reactants: **10** (0.150 g, 0.0005 mol, 1.0 eq., 5 mL toluene); 5 mL of a HCl-saturated toluene solution. HMRS (Positive mode ESI, dichloromethane-methanol): m/z calcd. for C₂₅H₂₆NCl₂Ti [M-CI]⁺

458.09196; found 458.09056 (Rel. ab.: 15%, -2.3 ppm). Elemental Analysis: % calcd for $C_{25}H_{26}Cl_3NTi$: C, 60.70; H, 5.30; N, 2.83; Found: C, 60.54; H, 5.13; N, 2.92. 1H NMR (600.23 MHz, 300 K, chloroform- d_1): δ^1H : 12.90 (broad, 1H, NH), 7.61 (m, 4H, *o*-Ph), 7.45 (m, 6H, *m*-Ph and *p*-Ph), 6.96 (m, 2H, *H*₂ of Cp'), 6.61 (s, 5H, Cp), 6.47 (m, 2H, *H*₃ of Cp'), 4.25 (dd, $^2J_{HH} = 13.3$ Hz, $^3J_{HNH} = 4.5$ Hz, 2H, *NCH*₂Ph), 4.16 (d, $^3J_{HNH} = 4.2$ Hz, 2H, *NCH*₂C₅H₄), 4.15 (dd, $^2J_{HH} = 13.3$ Hz, $^3J_{HNH} = 4.5$ Hz, 2H, *NCH*₂Ph). ^{13}C NMR (150.94 MHz, 300 K, chloroform- d_1): $\delta^{13}C$: 131.7 (*o*-Ph), 130.4 (*p*-Ph), 129.7 (*m*-Ph), 128.4 (*i*-Ph), 124.9 (*C*₂ of Cp'), 122.5 (*i*-Cp'), 121.2 (Cp), 117.3 (*C*₃ of Cp'), 57.5 (*NCH*₂Ph), 52.5 (*NCH*₂C₅H₄).

Synthesis of 17 (red powder, 1.86 g, yield: 73 %). Amount of substrates/reactants: **11** (2.55 g, 0.006 mol, 1.0 eq., 5 mL toluene); 5 mL of a HCl-saturated toluene solution. HMRS (Positive mode ESI, dichloromethane): *m/z* calcd. for $C_{20}H_{30}NCl_2Ti$ [M+H]⁺ 402.12322; found 402.12149 (Rel. ab.: 85%, -3.6 ppm). Elemental Analysis: % calcd for $C_{20}H_{30}Cl_2NTi$: C, 54.76; H, 6.89; N, 3.19; Found: C, 54.57; H, 6.60; N, 2.87. 1H NMR (600.23 MHz, 300 K, chloroform- d_1): δ^1H : 10.77 (broad, 1H, NH), 6.75 (m, 2H, *H*₂ of Cp'), 6.65 (s, 5H, Cp), 6.63 (m, 2H, *H*₃ of Cp'), 4.58 (d, $^3J_{HH} = 3.5$, 2H, *NCH*₂C₅H₄), 2.77 (td $^2J_{HH} = ^3J_{HH} = 13.7$ Hz, $^3J_{HH} = 3.8$ Hz, 2H, *NC*(CH₃)₂CH₂), 1.79 (s, 6H, *NC*(CH₃)₂), 1.78 (1 overlapping m, 1H, *NC*(CH₃)₂CH₂CH₂), 1.73 (m, 1H, *NC*(CH₃)₂CH₂CH₂), 1.56 (dt, $^2J_{HH} = 13.7$ Hz, $^3J_{HH} = 3.0$ Hz, 2H, *NC*(CH₃)₂CH₂), 1.46 (s, 6H, *NC*(CH₃)₂). ^{13}C NMR (150.94 MHz, 300 K, chloroform- d_1): $\delta^{13}C$: 129.9 (*C*₂ of Cp'), 122.9 (*i*-Cp'), 120.6 (Cp), 112.6 (*C*₃ of Cp'), 66.9 (*NC*(CH₃)₂), 46.1 (*NCH*₂C₅H₄), 36.8 (*NC*(CH₃)₂CH₂), 30.2 (*NC*(CH₃)₂), 22.1 (*NC*(CH₃)₂), 16.2 (*NC*(CH₃)₂CH₂CH₂).

Synthesis of 18. $TiCl_4(THF)_2$ (0.268 g, 0.001 mol, 1 eq.) dissolved in 5 mL of Et₂O was added dropwise at 0°C by cannulation on **4** (0.500 g, 0.002 mol, 2.0 eq.) dissolved in 10 mL of Et₂O. The resulting solution was left to warm up to room temperature and then stirred 30 min. The crude red/brown solution was filtered through diatomaceous earth which was then washed 2 x 5 mL of Et₂O and residual starting material. The brown solution was then evaporated to yield a dark brown oil. The compound was purified by crystallization thanks to a biphasic (Dichloromethane: Pentane 1: 3) in the Glove box. After removing the mother liquor, red crystals were obtained after washing with pentane and drying (0.080 g, yield = 15 %).^[30] HMRS (Positive mode ESI, dichloromethane): *m/z* calcd. for $C_{40}H_{41}N_2Cl_2Ti$ [M+H]⁺ 667.21258; found 667.21217 (Rel. ab.: 35%, 0.137 ppm), $C_{40}H_{40}N_2ClTi$ [M-Cl]⁺ 631.23586; found 631.23645 (Rel. ab.: 5%, 1.7 ppm). 1H NMR (600.23 MHz, 300 K, dichloromethane- d_2): δ^1H : 7.36 (m, 8H, *o*-Ph), 7.32 (m, 8H, *m*-Ph), 7.24 (m, 4H, *p*-Ph), 6.35 (m, 2H, *H*₂ of Cp'), 6.25 (m, 2H, *H*₃ of Cp'), 3.53 (broad, 8H, *NCH*₂Ph), 3.52 (broad, 4H, *NCH*₂C₅H₄). ^{13}C NMR (150.94 MHz, 300 K, dichloromethane- d_2): $\delta^{13}C$: 139.9 (*i*-Ph), 132.2 (*i*-Cp'), 129.4 (*o*-Ph), 128.8 (*m*-Ph), 127.6 (*p*-Ph), 124.5 (*C*₂ of Cp'), 117.1 (*C*₃ of Cp'), 58.7 (*NCH*₂Ph), 53.6 (*NCH*₂C₅H₄).

Synthesis of 19. A solution of **4** (1.20 g, 0.004 mol, 2.1 eq.) in 15 mL of THF was added to a freshly prepared solution of $ZrCl_4(THF)_2$ (0.425 mg of $ZrCl_4$ in 7 mL of THF, 0.002 mol, 1.0 eq.), by cannulation at -10°C. The resulting solution was left to warm up to room temperature and then stirred overnight. The crude brown solution was first evaporated. The brown oil obtained was dissolved in 25 mL of toluene, filtered through diatomaceous earth which was then washed by 4 x 10 mL of toluene and residual starting material. The yellow solution was then evaporated to form a brown sticky oil which was stirred overnight in a mixture of Dichloromethane: pentane (1: 3) to yield a white precipitate. The precipitate was filtered off, washed with pentane (2 x 10 mL) and dried to yield the desired compound. (0.400 g, yield = 31 %).^[29] HMRS (Positive mode ESI, dichloromethane): *m/z* calcd. for $C_{40}H_{41}N_2Cl_2Zr$ [M+H]⁺ 709.16884; found 709.16653 (Rel. ab.: 15%, -3.3 ppm). 1H NMR (600.23 MHz, 300 K, benzene- d_6): δ^1H : 7.32 (m, 8H, *o*-Ph), 7.20 (m, 8H, *m*-Ph), 7.10 (m, 4H, *p*-Ph), 6.06 (m, 4H, *H*₂ of Cp'), 5.72 (m, 4H, *H*₃ of Cp'), 3.62 (s, 4H, *NCH*₂C₅H₄), 3.38 (s, 8H, *NCH*₂Ph).

^{13}C NMR (150.94 MHz, 300 K, benzene- d_6): $\delta^{13}C$: 139.6 (*i*-Ph), 129.2 (*o*-Ph), 128.7 (*i*-Cp'), 128.6 (*m*-Ph), 127.4 (*p*-Ph), 118.4 (*C*₂ of Cp'), 113.2 (*C*₃ of Cp'), 58.1 (*NCH*₂Ph), 52.7 (*NCH*₂C₅H₄).

Synthesis of 20. A solution of **3** (3.0 g, 0.014 mol, 2.0 eq.) in 70 mL of THF was added to a freshly prepared solution of $ZrCl_4(THF)_2$ (1.77 g of $ZrCl_4$ in 30 mL of THF, 0.008 mol, 1.1 eq.), by cannulation at -10°C. The resulting solution was left to warm up to room temperature and then stirred overnight. The crude brown solution was filtered through diatomaceous earth to remove KCl salts. Solvent was removed by vacuum pumping and the white precipitate obtained was washed with pentane (2 x 20 mL) to afford the desired compound in good yield (2.75 g, yield = 76 %).^[29] HMRS (Positive mode ESI, dichloromethane): not detected. 1H NMR (600.23 MHz, 300 K, dichloromethane- d_2): δ^1H : 6.35 (m, 4H, *H*₂ of Cp'), 6.33 (m, 4H, *H*₃ of Cp'), 3.66 (s, 4H, *NCH*₂C₅H₄), 2.97 (sept, $^3J_{HH} = 6.5$ Hz, 4H, *NCH*), 1.01 (d, $^3J_{HH} = 6.5$ Hz, 24H, *NCHCH*₃). ^{13}C NMR (150.94 MHz, 300 K, dichloromethane- d_2): $\delta^{13}C$: 136.0 (*i*-Cp'), 118.4 (*C*₂ of Cp'), 113.0 (*C*₃ of Cp'), 48.8 (*NCH*), 44.8 (*NCH*₂C₅H₄), 21.2 (*NCHCH*₃).

Synthesis of 22. A solution of **5** (1.0 g, 0.004 mol, 1.0 eq.) in 30 mL of THF was cooled down at -70°C. Trimethylsilyl chloride (0.55 mL, 4.3 mmol, 1.1 eq.) was added dropwise to the solution and the resulting solution was warmed up to room temperature and stirred for 3h. All volatiles were removed by evaporation to yield a yellow sticky solid. Dissolution of the solid in 30 mL of pentane and filtration through diatomaceous earth were used to remove KCl salts. Pentane was evaporated to yield the corresponding silylated amino cyclopentadiene (0.970 g, 0.003 mol, 85 %) as a yellow solid. It was dissolved in 40 mL of toluene, and added at -30°C to a toluenic solution of $TiCl_4$ (0.36 mL, 0.003 mol, 1.0 eq.). The resulting brown solution was left to warm up to room temperature and stirred overnight. A dark brown solution with a black precipitate was obtained. The heterogeneous solution was dried *in vacuo*. The brownish residue was triturated in pentane (30 mL) and dried *in vacuo*. The sticky residue was triturated in cold pentane (10 mL) and filtered to yield a dark brown precipitate (1.08 g, 87% step yield, 74% global yield). HMRS (Positive mode ESI, dichloromethane / MeOH): *m/z* calcd. for $C_{16}H_{28}NCl_2TiO$ [M-Cl+OCH +H]⁺ 368.10244; found 368.1074 (Rel. ab.: 100%, 2.3 ppm). Elemental Analysis: % calcd for $C_{15}H_{24}NCl_3Ti$: C, 48.35; H, 6.49; N, 3.76; Found: C, 48.67; H, 6.69; N, 3.63. 1H NMR (600.23 MHz, 300 K, benzene- d_6): δ^1H : 6.40 (m, 2H, *H*₂ of Cp'), 6.15 (m, 2H, *H*₂ of Cp'), 3.75 (s, 2H, *NCH*₂C₅H₄), 1.36 (m, 2H, *NC*(CH₃)₂CH₂CH₂), 1.26 (m, 4H, *NC*(CH₃)₂CH₂), 0.82 (s, 12H, *NC*(CH₃)₂). ^{13}C NMR (150.94 MHz, 300 K, benzene- d_6): $\delta^{13}C$: 151.0 (*i*-Cp'), 123.9 (*C*₂ of Cp'), 123.5 (*C*₂ of Cp'), 55.3 (*NC*(CH₃)₂), 45.5 (*NCH*₂C₅H₄), 41.2 (*NC*(CH₃)₂CH₂), 27.9 (broad, *NC*(CH₃)₂), 17.8 (*NC*(CH₃)₂CH₂CH₂).

Acknowledgements

This work is supported by the CNRS, Université de Bourgogne, Conseil Régional de Bourgogne through the plan d'actions régional pour l'innovation (PARI), the fonds européen de développement régional (FEDER) programs, the Agence Nationale de la Recherche and Deutsche Forschungsgemeinschaft (MENOLEP project).

Keywords: titanium • zirconium • cyclopentadienyl ligands • amines

- [1] a) J. C. Flores, J. C. W. Chien, M. D. Rausch, *Organometallics* **1994**, *13*, 4140-4142; b) M. S. Blais, J. C. W. Chien, M. D. Rausch, *Organometallics* **1998**, *17*, 3775-3783; c) C. Müller, D. Lilje, M. O.

- Kristen, P. Jutzi, *Angew. Chem. Int. Ed.* **2000**, *39*, 789-792; d) S. Bradley, K. D. Camm, S. J. Furtado, A. L. Gott, P. C. McGowan, T. J. Podesta, M. Thornton-Pett, *Organometallics* **2002**, *21*, 3443-3453.
- [2] a) P. J. Shapiro, E. Bunel, W. P. Schaefer, J. E. Bercaw, *Organometallics* **1990**, *9*, 867-869; b) J. Okuda, *Chem. Ber.* **1990**, *123*, 1649-1651; c) J. C. Stevens, F. J. Timmers, D. R. Wilson, G. F. Schmidt, P. N. Nickias, R. K. Rosen, G. W. Knight, S. Y. Lai (The Dow Chemical Company), European Patent Application EP416815A2, 1991; d) J. A. M. Canich (Exxon Chemical Co.) European Patent Application EP420436A1, 1991; (e) A. Bertuleit, M. Königmann, L. Duda, G. Erker, R. Fröhlich, *Top. Catal.* **1999**, *7*, 37-44; f) K. Kunz, G. Erker, S. Döring, R. Fröhlich, G. Kehr, *J. Am. Chem. Soc.* **2001**, *123*, 6181-6182; g) J. Klosin, W. J. Kruper, P. N. Nickias, G. R. Roof, P. De Waele, K. A. Abboud, *Organometallics* **2001**, *20*, 2663-2665; h) K. Kunz, G. Erker, S. Döring, S. Bredeau, G. Kehr, R. Fröhlich, *Organometallics* **2002**, *21*, 1031-1041; i) J. Klosin, P. P. Fontaine, R. Figueroa, *Acc. Chem. Res.* **2015**, *48*, 2004-2016.
- [3] a) N. Choi, S.-y. Onozawa, T. Sakakura, M. Tanaka, *Organometallics* **1997**, *16*, 2765-2767; b) B. J. Grimmond, J. Y. Corey, *Inorg. Chim. Acta* **2002**, *330*, 89-94; c) M. A. Esteruelas, A. M. López, A. C. Mateo, E. Oñate, *Organometallics* **2005**, *24*, 5084-5094.
- [4] a) P. W. Causey, M. C. Baird, S. P. C. Cole, *Organometallics* **2004**, *23*, 4486-4494; b) O. R. Allen, L. Croll, A. L. Gott, R. J. Knox, P. C. McGowan, *Organometallics* **2004**, *23*, 288-292; c) G. D. Potter, M. C. Baird, S. P. C. Cole, *J. Organomet. Chem.* **2007**, *692*, 3508-3518; d) O. R. Allen, A. L. Gott, J. A. Hartley, J. M. Hartley, R. J. Knox, P. C. McGowan, *Dalton Transactions* **2007**, 5082-5090; e) M. Hogan, J. Claffey, C. Pampillón, R. W. G. Watson, M. Tacke, *Organometallics* **2007**, *26*, 2501-2506; f) C. Pampillón, J. Claffey, K. Strohfeltd, M. Tacke, *Eur. J. Med. Chem.* **2008**, *43*, 122-128; g) K. Strohfeltd, M. Tacke, *Chem. Soc. Rev.* **2008**, *37*, 1174-1187; h) G. D. Potter, M. C. Baird, S. P. C. Cole, *Inorg. Chim. Acta* **2010**, *364*, 16-22.
- [5] I. R. Butler, *Eur. J. Inorg. Chem.* **2012**, *2012*, 4387-4406.
- [6] S. K. Mohapatra, S. Büschel, C. Daniliuc, P. G. Jones, M. Tamm, *J. Am. Chem. Soc.* **2009**, *131*, 17014-17023.
- [7] a) T. Kauffmann, J. Ennen, H. Lhotak, A. Rensing, F. Steinseifer, A. Woltermann, *Angew. Chem. Int. Ed.* **1980**, *19*, 328-329; b) T.-F. Wang, T.-Y. Lee, Y.-S. We, L.-K. Liou, *J. Organomet. Chem.* **1991**, *403*, 353-358; c) W. Tein-Fu, L. Tsung-Yi, C. Jim-Wen, O. Chi-Wi, *J. Organomet. Chem.* **1992**, *423*, 31-38; d) A. K. Hughes, A. Meetsma, J. H. Teuben, *Organometallics* **1993**, *12*, 1936-1945; e) C. Qian, J. Guo, C. Ye, J. Sun, P. Zheng, *J. Chem. Soc., Dalton Trans.* **1993**, 3441-3445; f) P. Jutzi, J. Dahlhaus, *Coord. Chem. Rev.* **1994**, *137*, 179-199; g) W. A. Herrmann, M. J. A. Morawietz, T. Priermeier, K. Mashima, *J. Organomet. Chem.* **1995**, *486*, 291-295; h) P. Jutzi, U. Siemeling, *J. Organomet. Chem.* **1995**, *500*, 175-185; i) A. A. H. van der Zeijden, *Tetrahedron: Asymmetry* **1995**, *6*, 913-918; j) P. Jutzi, T. Redeker, B. Neumann, H.-G. Stammer, *Organometallics* **1996**, *15*, 4153-4161; k) P. C. McGowan, C. E. Hart, B. Donnadiou, R. Poilblanc, *J. Organomet. Chem.* **1997**, *528*, 191-194; l) Q. Yanlong, G. Rongwei, H. Jiling, Y. Qingchun, *Polyhedron* **1997**, *16*, 195-198; m) M. A. D. McGowan, P. C. McGowan, *Inorg. Chem. Commun.* **2000**, *3*, 337-340; n) C. Müller, D. Vos, P. Jutzi, *J. Organomet. Chem.* **2000**, *600*, 127-143; o) D. Kunz, R. Fröhlich, G. Erker, *Organometallics* **2001**, *20*, 572-574; p) S. Bradley, M. M. Corradi, K. D. Camm, S. J. Furtado, P. C. McGowan, R. Mumtaz, M. Thornton-Pett, *J. Organomet. Chem.* **2002**, *656*, 49-56; q) M. Tacke, L. T. Allen, L. Cuffe, W. M. Gallagher, Y. Lou, O. Mendoza, H. Müller-Bunz, F.-J. K. Rehmman, N. Sweeney, *J. Organomet. Chem.* **2004**, *689*, 2242-2249.
- [8] G. Erker, *Coord. Chem. Rev.* **2006**, *250*, 1056-1070.
- [9] a) K. Hafner, K. H. Vöpel, G. Ploss, C. König, *Justus Liebigs Annalen der Chemie* **1963**, *661*, 52-75; b) A. Bertuleit, C. Fritze, G. Erker, R. Fröhlich, *Organometallics* **1997**, *16*, 2891-2899.
- [10] a) A. Kreuzberger, K. Kolter, *Liebigs Ann. Chem.* **1986**, *1986*, 374-379; b) G. E. Herberich, U. Englert, T. Wirth, *Eur. J. Inorg. Chem.* **2005**, *2005*, 4924-4935.
- [11] a) P. Jutzi, T. Heidemann, B. Neumann, H. G. Stammer, *Synthesis* **1992**, *1992*, 1096-1098; b) C. Wang, G. Erker, G. Kehr, K. Wedeking, R. Fröhlich, *Organometallics* **2005**, *24*, 4760-4773.
- [12] A. R. Katritzky, X. Lan, J. Z. Yang, O. V. Denisko, *Chem. Rev.* **1998**, *98*, 409-548.
- [13] a) A. R. Katritzky, S. Rachwal, B. Rachwal, *J. Chem. Soc., Perkin Trans. 1* **1987**, 799-804; b) A. R. Katritzky, K. Yannakopoulou, P. Lue, D. Rasala, L. Urogdi, *J. Chem. Soc., Perkin Trans. 1* **1989**, 225-233.
- [14] ¹⁵N NMR chemical shifts of $\delta \sim -338$ ppm for zirconocene complexes with a pendant amine function have been observed. This signal goes to higher field ($\Delta\delta \sim -20$ ppm) if nitrogen to zirconium interaction is present, see for example: J. Pflug, A. Bertuleit, G. Kehr, R. Fröhlich, G. Erker, *Organometallics* **1999**, *18*, 3818-3826.
- [15] B. Cordero, V. Gomez, A. E. Platero-Prats, M. Reves, J. Echeverria, E. Cremades, F. Barragan, S. Alvarez, *Dalton Transactions* **2008**, 2832-2838.
- [16] a) A. A. H. van der Zeijden, *J. Organomet. Chem.* **1996**, *518*, 147-153; b) P. Jutzi, T. Redeker, B. Neumann, H.-G. Stammer, *J. Organomet. Chem.* **1997**, *533*, 237-245.
- [17] a) D. F. Wass, A. M. Chapman, in *Transition Metal-Containing Systems*, Springer Verlag, Berlin-Heidelberg, **2013**, pp. 261-280; b) S. R. Flynn, D. F. Wass, *ACS Catalysis* **2013**, *3*, 2574-2581.
- [18] T. K. Panda, M. T. Gamer, P. W. Roesky, *Organometallics* **2003**, *22*, 877-878.
- [19] L. E. Manxzer, J. Deaton, P. Sharp, R. R. Schrock, in *Inorg. Synth.*, John Wiley & Sons, Inc., **2007**, pp. 135-140.
- [20] A. F. Reid, P. C. Wailes, *J. Organomet. Chem.* **1964**, *2*, 329-335.
- [21] G. H. Llinás, M. Mena, F. Palacios, P. Royo, R. Serrano, *J. Organomet. Chem.* **1988**, *340*, 37-40.
- [22] Armarego, W. L. F.; Chai, C. L. L. Purification of laboratory chemicals 6th ed. Elsevier/Butterworth-Heinemann: Amsterdam ; Boston 2009.
- [23] M. C. Burla, R. Caliendo, B. Carrozzini, G. L. Cascarano, C. Cuocci, C. Giacovazzo, M. Mallamo, A. Mazzzone, G. Polidori, *J. Appl. Crystallogr.* **2015**, *48*, 306-309.
- [24] G. Sheldrick, *Acta Crystallographica Section A* **2008**, *64*, 112-122.
- [25] G. Sheldrick, *Acta Crystallographica Section A* **2015**, *71*, 3-8.
- [26] G. Sheldrick, *Acta Crystallographica Section C* **2015**, *71*, 3-8.
- [27] O. V. Dolomanov, L. J. Bourhis, R. J. Gildea, J. A. K. Howard, H. Puschmann, *J. Appl. Crystallogr.* **2009**, *42*, 339-341.
- [28] Satisfactory elemental analyses were not obtained due to the high air-sensitivity of the compounds and / or the presence of residual by-products.
- [29] Satisfactory elemental analyses were not obtained due to the presence of residual LiCl.
- [30] Elemental analysis was not performed on this compound due to a lack of product.