



HAL
open science

A review on plasma-catalytic methanation of carbon dioxide – Looking for an efficient catalyst

Radoslaw Dębek, Federico Azzolina-Jury, Arnaud Travert, Françoise Maugé

► To cite this version:

Radoslaw Dębek, Federico Azzolina-Jury, Arnaud Travert, Françoise Maugé. A review on plasma-catalytic methanation of carbon dioxide – Looking for an efficient catalyst. *Renewable and Sustainable Energy Reviews*, 2019, 116, pp.109427. 10.1016/j.rser.2019.109427 . hal-02345911

HAL Id: hal-02345911

<https://hal.science/hal-02345911v1>

Submitted on 17 Dec 2020

HAL is a multi-disciplinary open access archive for the deposit and dissemination of scientific research documents, whether they are published or not. The documents may come from teaching and research institutions in France or abroad, or from public or private research centers.

L'archive ouverte pluridisciplinaire **HAL**, est destinée au dépôt et à la diffusion de documents scientifiques de niveau recherche, publiés ou non, émanant des établissements d'enseignement et de recherche français ou étrangers, des laboratoires publics ou privés.

A review on plasma-catalytic methanation of carbon dioxide – looking for an efficient catalyst

Radosław Dębek^{a,b,*}, Federico Azzolina-Jury^a, Arnaud Travert^a, Françoise Maugé^a

^a Normandie Univ, ENSICAEN, UNICAEN, CNRS, Laboratoire Catalyse et Spectrochimie, 14000 Caen, France

^b AGH University of Science and Technology, Faculty of Energy and Fuels, Department of Fuels Technology, 30 A. Mickiewicza Avenue, 30-059, Kraków, Poland

*corresponding author: debek@ensicaen.fr, debek@agh.edu.pl

Abstract

The review focuses on presenting recent findings on CO₂ methanation plasma-catalytic process. In order to understand the background of the research, firstly a summary of thermal catalytic CO₂ methanation is presented. Secondly, discussion on plasma CO₂ hydrogenation including various plasma types and process parameters is addressed. Catalytic CO₂ methanation is already an industrial process achieving high conversions of CO₂ and CH₄ yield. However, the need to optimize this process (decrease reaction temperature, increase catalyst activity, selectivity and stability) resulted in the development of plasma technology. It was proven that plasma can actively convert CO₂. The main product of plasma CO₂ hydrogenation is, however, carbon monoxide. Therefore, a plasma process is not selective for CH₄ production and the presence of a catalyst is necessary to effectively convert CO₂ to CH₄ under plasma conditions. The study of plasma-catalytic CO₂ methanation is quite a new topic focused mainly on the application of dielectric barrier discharge plasma and Ni-based catalyst. This review summarizes recent advantages of the plasma catalytic process and discusses possible directions of catalyst development.

Keywords: catalyst, plasma, non-thermal plasma, CO₂ hydrogenation, CO₂ methanation, CO₂ valorization, H₂ storage,

List of abbreviations:

AC – Activated Carbon

DBD – Dielectric Barrier Discharge

DME – Dimethyl ether

DRM – Dry Reforming of Methane

EC – Energy Cost

EU – European Union

GA – Gliding Arc

GD – Glow Discharge

HC – Hydrocarbons

HERFD – XANES – High Energy Resolution Fluorescence Detected X-ray Absorption Near Edge Structure

MW – Microwave

OES – Optical Emission Spectroscopy

RF – Radio frequency

RWGS – Reverse Water Gas Shift

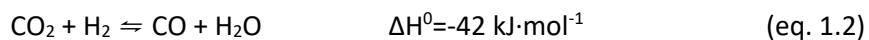
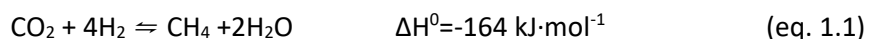
SEI – Specific Energy Input

TOF – Turnover frequency

VOC – Volatile Organic Compounds

1. Introduction

In the last decade, the CO₂ methanation reaction (eq. 1.1), also known as Sabatier reaction, has gained much attention due to the possibility of storing in a chemical form, the energy excess from renewables energies [1,2]. The reaction produces methane which may be stored or transported using existing infrastructure. At the same time, the reaction contributes to the chemical valorization of carbon dioxide. Among such processes as hydrogenation of CO₂ to methanol [3] or dimethyl ether (DME) [4], reverse water gas shift reaction [5], dry reforming of methane [6,7], oxidative dehydrogenation of hydrocarbons (ODH) with CO₂ [8], or production of synthetic fuels via Fischer-Tropsch synthesis from CO₂/H₂ mixtures [9], CO₂ methanation is an important process contributing to creating new carbon dioxide based economy [10,11]. Therefore, the process is extensively studied and developed which has already resulted in the launch of first pilot plants, located especially in Germany [1,2]. CO₂ methanation is an exothermic reaction, performed at 300-400°C using a nickel-based catalyst. Nickel was the first choice as an active material for that reaction due to its lower price and abundant availability with respect to noble metals. For more information concerning operation of CO₂ methanation plants interested readers are referred to recent literature [1,2,12–14].



Taking into account thermodynamic considerations (Fig.1), it is still possible to improve catalyst performance via shifting operation temperatures to lower values, increasing at the same time CH₄ yield and selectivity via decreasing influence of side reactions e.g. reverse water gas shift (RWGS, eq. 1.2). For these reasons the issue of finding and selecting an efficient CO₂ methanation catalyst is still an open question.




Fig. 1 Equilibrium CO₂ conversion, CH₄ and CO selectivity as a function of temperature at various pressures. Temperature range 25-600°C; CO₂/H₂=1/4. Thermodynamic calculations were performed using Gibbs free energy minimization method and HSC Chemistry Software.

Another approach to improving the overall efficiency of the CO₂ methanation (decreasing reaction temperature while increasing CO₂ conversion and CH₄ yield) is to use non-equilibrium plasma instead of an external thermal energy source.

Plasma is an ionized gas consisting of various activated species i.e. ions, electrons, radicals or excited molecules. Non-thermal plasma (often referred to as non-equilibrium plasma or low-temperature plasma) is created through the application of electric power to gas. If the applied voltage is high enough, so-called breakdown voltage, it breaks down gas to positive ions, electrons and other species. As electrons are much lighter than other plasma components, they gain much of their energy from the electric field, thus they are characterized by very high energy and temperature (1-10 eV, <ca. 11000-110000 °C>). At the same time, the temperature of much heavier species in the plasma is close to gas temperature (25-700°C) [15]. Electrons accelerated in the electric field towards positive electrode interact and collide with other plasma species and gas molecules. Cations, on the other hand, are accelerated towards negative electrode, where they cause secondary electron emission, which may further interact with plasma species. These processes make plasma self-sustaining [16]. Collisions of electrons with other molecules may result in ionization, excitation or dissociation producing an abundance of highly active species which may interact with each other creating in this way new compounds. Thus, gas does not need to be heated and may remain close to room temperature. It has been proven that plasma is able to activate even strongly endothermic reactions i.e. CO₂ splitting, H₂O splitting or dry reforming of methane [16–21].

Table 1 Characteristics of low and high temperature plasma. Adapted from: [22,23]

	Low temperature plasma	High temperature plasma
Temperature	Low gas temperature (up to ca. 1000°C) High electron temperature	High gas and high electron temperature
Pressure	10^{-6} – 1 bar	≥ 1 bar
Degree of ionization	10^{-8} -0.8	≈ 1
Appearance	Homogenous	Filamentary
Discharge current density (A/cm ²)	0.001-1	10 - 10^5

Depending on several factors such as supply of power to create plasma, configuration of electrodes or dielectric material, various plasmas can be obtained including: direct current and alternative current glow discharges (GD), radio frequency discharges (RF), microwave discharges (MW), dielectric barrier discharges (DBD), gliding arcs (GA), plasma jets and plasma torches [24]. These various types of plasma are characterized by different characteristics and therefore they find various applications [25–28], some of their characteristics (vis a vis characteristics of thermal plasma) are shown in Table 1 and Fig. 2. For conversion of CO₂, the most commonly plasma used are DBD, MW and GA [16]. The plasma types used for plasma-catalytic CO₂ methanation will be characterized in more details in section 3.

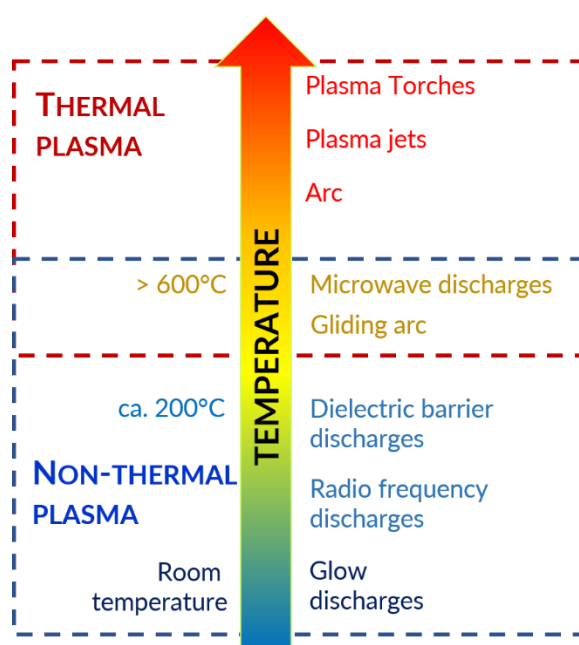


Fig. 2 Temperature characteristics of several types of plasma applied in CO₂ technologies. Adapted from: [24]

The application of plasma to catalytic process can have strong advantages as it activates gaseous reactants and may modify catalyst surface as well, creating in this way new active sites. The plasma

may interact with catalyst surface through etching and sputtering, heating, charging, deposition or photon irradiation. The origin of these processes comes from the interaction of highly energetic plasma species with catalyst surface and may result in creation of surface vacancies, defects, doping roughed surface, increase in the active sites and modification of surface functional groups. Such surface modifications affect surface adsorption properties and thus may open new reaction pathways. At the same time, the catalyst may interact with the plasma properties. Presence of the solid between the electrodes may enhance the electric field intensity as well as create micro-discharges in the pores of the catalyst resulting in the change of species generated in plasma and discharge type. Thus, presence of the catalyst may affect the reactions occurring in the plasma. This clearly points out codependency between plasma and catalyst as well as the complexity of their interactions. For more information concerning plasma-catalyst interactions, the reader is referred to [15–17,24,29]. Therefore, the main goal of combining plasma and catalysis is to get the synergetic effect between both which creates new reaction pathways and changes in this way activation energy and therefore increases the efficiency of the reaction. The synergetic effect and co-interactions of plasma and catalysis are schematically presented in Fig. 3 [15,16]. It is important to underline that the negative effects of plasma application, such as formation of hot spots, may be also observed.

The concept of combining plasma and catalyst is considered quite new. The research in this area has already shown promising and interesting results, especially when it comes to the combustion of VOC or dry reforming of methane [25,26,30–33]. However, understanding of the true reaction mechanisms and codependence of both plasma and catalyst still requires much attention, as well as research and development of new techniques and approaches.

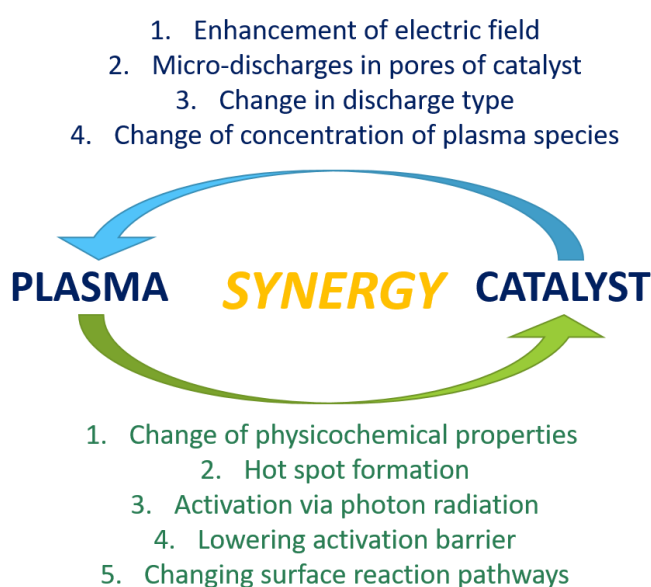


Fig. 3 Plasma-Catalysts interactions resulting in a synergetic effect. Adapted from [15,16]

It is important to correctly select and understand the reference of each system. For the plasma-catalytic process, a natural baseline is either to study gas discharges without the presence of a catalyst or catalytic process without plasma discharges. Therefore, in this review, both concepts will be firstly discussed, and finally, a review of recent studies concerning plasma-catalytic CO₂ methanation will be presented. It is obvious that without a catalyst, plasma alone is not able to produce CH₄ in the considerable amount. At the same time catalytic process, although efficient in terms of methane production, is not active at temperatures lower than 200°C. Therefore, it is important to maximize the beneficial effects of both catalyst and plasma. This review is focusing on the catalyst part. As plasma-catalyst interactions are very complex and there is much information that we simply do not know or cannot explain, this review will not answer the question 'what is the best catalyst for plasma-assisted CO₂ methanation?'. However, through summarizing studies on catalytic and plasma-catalytic CO₂ methanation may be an important source of information for future studies on this topic.

2. Catalytic CO₂ methanation

In the current literature, there is a number of recent reviews concerning catalysts for CO₂ methanation [1,2,34–40]. The appropriate selection of a catalyst for thermal CO₂ methanation should be a starting point for the search of an efficient material for the plasma-catalytic process. Therefore, in this part, the main and recent findings concerning catalysts for CO₂ methanation will be presented.

2.1. Role of active metal

CO₂ is a stable gas. Moreover, the reduction of carbon dioxide to CH₄ is an 8-electron process. Therefore, CO₂ requires a highly active metal catalyst. In general, 8-10 groups' metals (Ru, Rh, Pd, Fe, Co, Ni) have been reported to be efficient materials for CO₂ methanation. Selection of an appropriate metal is very important not only from the point of view of catalytic performance but also from the economic standpoint. Fig. 4A presents the activity of various metals in CO₂ methanation as a turnover frequency as a function of temperature. The quick comparison based on the presented data (Fig. 4A) shows that noble metals are characterized by much higher activity than other transition metal-based catalysts. However, such direct comparison does not show complete picture as: (i) data presented via various authors, although described the same parameters was established through application of various methodologies e.g. for TOF various approaches of calculating metal dispersion, (ii) catalysts were tested in various reaction conditions, (iii) it does not take into account the role of other catalyst components (support in particular) and (iv) it does not take into account the economic factors (see Fig. 4B) such as cost of catalyst preparation, modification etc. Therefore, the activity of each metal will be first characterized separately.

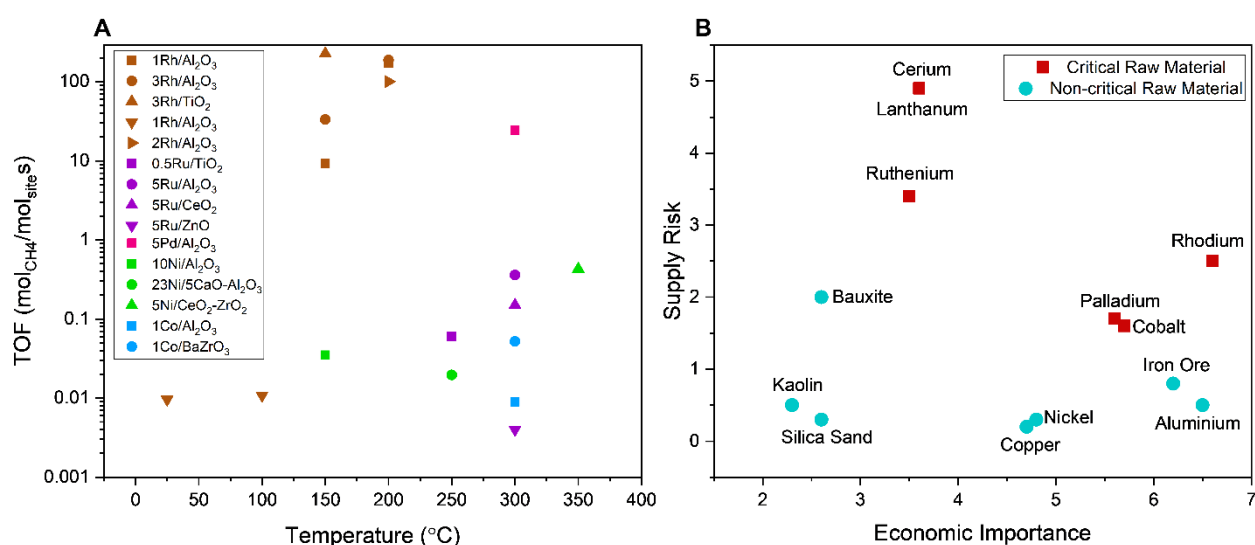


Fig. 4 A: CH₄ production registered for various CO₂ methanation catalysts: brown symbols – Rh-based catalysts: ■ 1Rh/Al₂O₃ [41], ● 3Rh/Al₂O₃ [41], ▲ 3Rh/TiO₂ [42], ▼ 1Rh/Al₂O₃ [43], ► 2Rh/Al₂O₃ [44]; violet symbols – Ru-

based catalysts: ■ 0.5Ru/TiO₂ [45], ● 5Ru/Al₂O₃ [46], ▲ 5Ru/CeO₂ [46], ▼ 5Ru/ZnO [46]; green symbols – Ni-based catalysts: ■ 10Ni/Al₂O₃ [47], ● 23Ni/5CaO-Al₂O₃ [48], ▲ 5Ni/CeO₂-ZrO₂ [49]; blue symbols – Co-based catalysts: ■ 1Co/Al₂O₃ [50], ● 1Co/BaZrO₃ [50];

B: Criticality assesment prepared by European Commition at EU level on the raw materials relevant for CO₂ methanation catalysts: Economic importnace factor – importance of the material for EU economy; Supply risk factor - reflects the risk of a disruption in the EU supply of the material; Data taked from: [51,52]

Rhodium

Rh is often mentioned as one of the most active CO₂ methanation catalysts. Its high activity at low reaction temperatures (100-200°C) has been proven in many studies [41–43,53–57]. One of the main advantages of rhodium-based catalysts is low activation/reduction temperature (below 400°C) with respect to nickel (usually above 500°C). Moreover, Rh-based materials were reported to give 100% CH₄ selectivity.

It is generally accepted that CO₂ methanation may proceed through two reaction mechanisms. The first one involves hydrogenation of CO produced from CO₂ dissociation. The second mechanism assumes direct hydrogenation of adsorbed CO₂ species. Mechanistic studies for Rh-based catalysts confirmed the former and underlined that the type of surface carbonyls originating from CO₂ dissociation influence catalyst activity. Gem di-carbonyl species were reported to be more reactive than the linear ones [54]. Formation of the former was enhanced in the presences of surface Rh⁺ species. Oxidation of metallic Rh⁰ upon methanation via O species adsorbed on the surface originating from CO₂ dissociation was reported [43,54]. The mechanism via formation of surface formates was reported to be inactive for CH₄ production [41]. Research by Karelavic et al. [41,42] showed that large Rh clusters are more active in CO₂ methanation. Rh particle of sizes smaller than 7nm bind CO species more strongly than large Rh clusters resulting in lower reaction orders in CO₂ and higher activation energies. The performance of Rh catalysts is as well affected by the type of support. Studies by Solymosi et al. [55], who examined Rh supported on Al₂O₃, MgO, SiO₂, TiO₂, revealed that the activity followed the sequence: TiO₂ > Al₂O₃ > SiO₂ > MgO and was explained by different extends of electronic interaction between Rh and support.

Ruthenium

Ruthenium is another noble metal considered as one of the most active methanation catalysts. The activity of Ru-based catalysts was reported to be superior to Ni-based materials [58]. It is also affected by many factors including preparation method [59,60], reduction conditions [58,61] or type of support [45,62–65]. Similarly to Rh-based materials, Ru catalysts are reduced at lower temperatures with respect to Ni-based materials [62,66,67]. Moreover, a study by Garbarino et al. [58] revealed that higher activity of Ru/Al₂O₃ catalyst was obtained when it was activated upon

reaction in the stream of CO₂/H₂ rather than for the pre-reduced sample. In contrast to Rh-based catalysts, research by Zheng et al. [59] and Xu et al. [68], who both studied Ru/Al₂O₃ catalyst, showed that activity of Ru catalysts was increasing with the decreasing Ru particle size. On the contrary, Xu et al. [61] who examined the effect of reduction temperature on Ru/TiO₂ material, showed that catalyst reduced at 600°C gave the best performance, which was attributed to large Ru particle size needed to dissociate CO₂. The highest activity of this Ru/TiO₂ catalyst was explained as well by migration of TiO₂ onto Ru particles, which facilitated CO₂ dissociation through reaction with surface hydroxyl groups of TiO₂. Various effect of Ru particle size tested on different supports clearly points to the large influence of the type of support on catalytic activity. Kowalczyk et al. [62] as well proved that type of support affects the morphology of Ru and thus CO₂ methanation performance. The reaction rates for the tested Ru-supported catalysts followed the sequence: Al₂O₃ > MgAl₂O₄ > MgO > activated carbon. Wang et al. [63] who compared the performance of alumina and ceria supported Ru catalyst, showed that type of support affects reaction mechanism. Oxygen vacancies present in ceria support played an important role in activating CO₂ molecules, promoting the formation of formate species. On the other hand, the reaction on Ru/Al₂O₃ catalyst proceeded mainly on Ru particles through CO formation. The importance of support reducibility and its influence on reaction mechanism was reported as well by Dreyer et al. [46]. Ru/TiO₂ catalysts was examined by many authors [45,60,61,68–71]. It was reported that the activity of Ru/TiO₂ catalyst was affected and was superior in the presence of light, pointing to a photocatalytic effect [70]. The crystal structure of TiO₂ (anatase or rutile) also affected the performance of Ru catalysts, however, it did not change the reaction mechanism, but the number of active sites [45]. Petala et al. [69] reported that the activity of Ru/TiO₂ catalyst may be enhanced via alkali metal promotion, which was reported to facilitate hydrogenation of adsorbed CO species.

Palladium

Catalysts containing palladium as an active material are often mentioned as good CO₂ methanation catalysts [35,36,38,72–74]. Pd was proposed as methanation catalyst due to the fact that it catalyzes both reverse water gas shift (RWGS, eq. 1.2) reaction and methanol synthesis [75–77]. However, from the noble metals used for CO₂ methanation, it is the least appropriate metal [2]. Compared to transition metals Pd is much more expensive material. Moreover, Pd-based catalysts are characterized by low activity (considerable activity was obtained at temperatures above 400°C), low selectivity to CH₄ and high selectivity to higher hydrocarbons and methanol [72,78]. Nevertheless, the addition of palladium to Rh/Al₂O₃ catalyst was reported to significantly improve catalytic performance (see section 2.3) [44].

Cobalt

Cobalt-based catalytic systems seem to be a natural choice for CO₂ methanation as Co, as well as Fe, catalyze Fischer-Tropsch process for hydrocarbons (HC) production from CO/H₂ mixtures [79–81]. The advantage of Co catalyst to produce HC from CO/H₂ mixtures is the fact that it is not active in water gas shift reaction, which guarantees the production of long chain hydrocarbons. On the other hand, this may be a disadvantage in CH₄ production from CO₂/H₂ mixtures. Many authors relate Co activity to the dispersion of Co species and Co particle size, thus decrease of activity for Co-based catalysts upon CO₂ methanation is explained via sintering of Co nanoparticles [50,82–85]. Le et al. [85] who investigated various supports, reported that Co activity, as well as product distribution, was dependent on the type of support. Activity followed the sequence: CeO₂ > SiO₂ > ZrO₂ > Al₂O₃ > TiO₂. CH₄ was the main product for all tested catalysts, however, distribution of other products was dependent on Co activity. Carbon monoxide was the main byproduct for low activity catalysts, while the most active catalysts produced ethane as the main byproduct. Similar conclusions were reported by Li et al. [86], who observed following activity sequence for Co-based catalysts: ZrO₂ > SiO₂ > Al₂O₃ ≈ SiC > activated carbon > TiO₂. The activity of Co-based catalysts may be significantly improved by Pt promotion [87,88]. As reported by Beaumont et al. [87] addition of Pt to Co supported on mesoporous silica resulted in H₂ spillover from Pt to Co through silica support which increased 3 times TOF. On the other hand, palladium promotion of Co/SiO₂ resulted in decreased CO₂ conversion [84]. Another advantage of Pt addition is the increased reducibility of Co species, as strong interactions between metallic Co and Co₃O₄ hinder Co reduction [81].

Iron

Iron is the second metal commonly used to catalyze the Fischer-Tropsch process [89,90]. Moreover, Fe species catalyze as well RWGS reaction. Therefore, a reaction mechanism for CO₂ methanation was proposed in which Fe-based catalyst firstly reduce CO₂ to CO through RWGS and subsequently CO methanation would proceed [81]. Another advantage which accounts for Fe-based materials is the low price of iron and the low toxicological effect when compared to nickel. However, there are not many reports concerning the activity of Fe-based materials, mainly due to the fact of low selectivity to CH₄ of iron catalysts. Owen et al. [91] investigated Fe/SiO₂ catalysts prepared via co-precipitation and impregnation method. The latter showed much better performance which was explained by the change in samples morphology and the formation of small nanoparticles. In the same study, the effect of Cu, Ag and Au was investigated as well. Although in the case of silver addition and increase in activity was observed, all promoters decreased CH₄ selectivity. Kirchner et al. [92] studied the activity of commercial iron oxides. Catalysts were activated upon CO₂ methanation

reaction and did not undergo H₂ pretreatment. The activity was dependent on the morphology of iron oxides and their phase composition. During the reaction, carbon deposits and iron carbides were formed. High formation of CO due to RWGS was also observed. The best performance was registered for nano-sized γ -Fe₂O₃ which were attributed to the abundance of surface carbon species vs. low activity carbides observed on α -Fe₂O₃. Iron oxides were as well studied by Lee et al. [93] who reported that activity of iron oxides in CO₂ methanation may be increased by increasing pressure, H₂/CO₂ molar ratio, as well as decreasing space velocity. However, CH₄ selectivity remained poor. Nevertheless, iron addition to nickel turned out to improve significantly activity of nickel-based catalyst (see section 2.3).

Nickel

From all the transition metals nickel is the most studied one. The Ni-based catalyst is so intensively studied because they are characterized by high activity and are much cheaper than materials based on noble metals. What is more, Ni-alumina catalysts are applied in commercial plants [1,94], therefore they are well studied. However, much effort is paid to further enhance the catalytic properties of Ni-based catalysts. Many authors underline that the activity of Ni-based materials is dependent on Ni dispersion and Ni particle size following the rule: the better the dispersion and the smaller Ni particle size, the better catalyst activity in CO₂ methanation. Such relation has been observed for Ni-catalysts supported on various materials, including Ni/Al₂O₃ [95–99] Ni/MgO [100], Ni/Mg(Al)O [101,102], Ni/CeO₂-ZrO₂ [103,104], Ni/SiO₂ [105], Ni/USY [106–108], Ni/bentonite [109] or Ni/Al₂O₃-TiO₂-ZrO₂ [110,111]. The effect of the support for the Ni-based catalysts will be discussed in more details in the next section. Nevertheless, it is important to underline that the main challenge concerning Ni-based catalysts for CO₂ methanation is to increase their low-temperature activity, stability and selectivity to CH₄ which may be realized via creating highly dispersed Ni species. A great challenge, especially at low reaction temperatures is to avoid the formation of mobile nickel sub-carbonyls resulting in sintering of Ni particles and thus in a decrease in catalytic activity and formation of carbon deposits. Another important aspect underlined by a number of researchers is the catalysts basicity. Of a special importance are intermediate strength basic sites which are responsible for the formation of monodentate formate species. These species are believed to be an important intermediate in CO₂ methanation over Ni-based catalysts, as their formation guarantees high activities and selectivity to methane [95,102,112–114]. All of the mentioned properties may be modified via application of appropriate support, promoter and especially catalysts synthesis and post-synthesis treatment [48,49,113–115].

Comparison of various metals

Although much research has been done regarding the role of various metals in CO₂ hydrogenation to CH₄, the direct comparison of metals and establishing their activity sequence is not simple for the reasons mentioned at the beginning of this section. The reported catalysts have been studied under various reaction conditions. They differed in composition (support and/or promoter) as well as synthesis method, catalyst conditioning and activation method. Even studies which present activity as turnover frequency or CH₄ production do not allow direct comparison, as such activities are usually established under different conditions and with different methodologies. For example, Fig. 4A suggests the much better activity of Pd with respect to nickel, which is not always confirmed in direct comparison (Table 2). Therefore, to correctly establish activity sequence of various metals they need to be tested in the same reaction conditions and undergo the same pretreatment. Table 2 summarizes studies in which such direct comparison was investigated.

Garbarino et al. [58] compared the performance of Ru and Ni supported on Al₂O₃. The former showed better catalytic performance giving higher CO₂ conversions and higher selectivity to CH₄ with respect to Ni catalyst. It is also important to underline that Ru catalyst was loaded with over 6 times less metal loading than Ni, which is important from the economic standpoint. An important difference which was observed between both catalysts showed that Ru/Al₂O₃ to gain full activity needs to be activated on stream, while for Ni/Al₂O₃ H₂ pre-activation is required. This points out to various reaction mechanisms for both metals, where CO₂ methanation proceeds over oxidized/reduced Ru species or metallic Ni sites, respectively. The former reaction mechanisms for Ru/Al₂O₃ catalyst is well discussed in the other paper of Garbarino et al. [66].

Table 2 Comparison of activity and selectivity of various metals in CO₂ methanation.

Activity sequence	Selectivity sequence	Metal loading/Support	Reaction Conditions	Ref.
Ru \approx Ni	Ni \approx Ru	3wt.%Ru, 20wt.%Ni/ Al ₂ O ₃	Temp.50-200°C, 1 bar, CO ₂ /H ₂ /He=1/4/5, GHSV=15000-55000h ⁻¹ ;	[58]
Rh \gg Ni	Rh \gg Ni	1wt.%/ Rh-Al ₂ O ₃ Ni-AC	Temp. 125°C, 2 bar, pulses of CO ₂ and H ₂ Red. 350°C for 1h	[53]
Rh \gg Pd	Rh \gg Pd	5wt.%Pd, 2wt.%Rh/ Al ₂ O ₃	Temp. 200°C, 1 bar, m _{cat} =200mg CO ₂ /H ₂ /Ar=1/4/5 Red. 350°C for 1h	[44]
Ru > Rh \gg Pd	No data	M/Mn/Cu= 5/35/60/Al 2O ₃	Temp. 100-300°C, p=1bar; m _{cat} =5g CO ₂ /H ₂ =1/4 No data on activation	[116]
Ru > Pt > Rh \gg Pd	Rh > Ru \gg Pd >Pt	0.5wt.%/ Al ₂ O ₃	Temp.330°C; p=1bar; m _{cat} =150mg CO ₂ /H ₂ /He=1/4/15; Red. 300°C for 1h	[117]
Rh > Ru > Pt >	Rh > Ru \gg Pt >	0.5wt.%/	Temp.170-450°C; p=1bar; m _{cat} =100mg	[73]

Pd	Pd	TiO ₂	CO ₂ /H ₂ =15/50; Red. 300°C for 1h	
Pt >> Ru > Pd > Ir > Rh	Ru > Rh >> Pd > Ir >> Pt	1wt.%/ CeO ₂	Temp. 277°C; p=1bar; m _{cat} =100-200mg CO ₂ /H ₂ =1/4; GHSV=6000h ⁻¹ Red. 227°C for 2h	[118]
Ru >> Co ≈ Ni ≈ Pd	Ru >> Ni >> Co = Pd	Cont. varied/ CeO ₂	Temp. 500°C, 1 bar, m _{cat} =20mg CO ₂ /H ₂ /Ar=2/8/5	[119]
Co > Ru > Ni > Fe	Ru > Ni > Co > Fe	Cont. varied/ SiO ₂	Temp. 177-377°C; p=1bar; m _{cat} =0.3-1g CO ₂ /H ₂ =1/4; GHSV=4000-50000h ⁻¹ Red. 450°C for 12h	[120]
Ni > Cu ≈ Co > Zn	Ni >> Co >> Cu ≈ Zn	Si/Metal ratio=5/ MCM-41	Temp. 330-550°C; p=1bar; CO ₂ /H ₂ =1/1; Red. at 500°C for 2h	[121]
Ni >> Cu > Fe	Ni >> Cu > Fe	15wt.%/Al ₂ O ₃	Temp. 250°C; p=1bar; m _{cat} =100mg CO ₂ /H ₂ =4/96; Red. 550°C for 4h	[122]

Performance of nickel and rhodium catalyst was compared by Swalus et al. [53]. The authors used alumina and activated carbon (AC) as support for Rh and Ni catalysts, respectively. Their studies revealed that Rh/Al₂O₃ catalyst shows a huge affinity to CO₂ adsorption, while Ni/AC may be treated as hydrogen storage (may sorb high quantities of H₂). The authors showed that mechanical mixing of both catalysts advantages of both effects and thus results in more efficient performance. However, when Rh/Al₂O₃ and Ni/AC are compared directly, the former showed higher CO₂ conversions and better selectivity towards CH₄.

Karelovic and Ruiz [44] investigated the performance of Rh/Al₂O₃ and Pd/Al₂O₃ catalysts. They observed that both catalysts were able to dissociate CO₂ over Rh and Pd species resulting in the formation of surface carbonyls. Pd/Al₂O₃ catalyst, however, cannot hydrogenate adsorbed CO species and thus gave high selectivity to CO. Only in the presence of Rh/Al₂O₃ (a mechanical mixture of both catalysts), CH₄ production was observed, due to H₂ dissociation over Rh species. Interestingly, mechanical mixture or both catalysts showed a synergetic effect and significantly increased CH₄ production and activity, without changing the crystal structure of Rh and Pd particles. Similar results and conclusions were observed by Panagiotopoulou et al. [73,117] and Leitenburg et al. [118] who investigated as well role of Ru and Pt. Their studies showed that only Ru and Rh are able to produce CH₄, while Pt and Pd, although give high CO₂ conversions, produce mainly CO through RWGS. Moreover, the authors showed that the activity and selectivity sequence is dependent on the type of support as different results were obtained for alumina, titania and ceria supports (Table 2).

Ceria doped with Ru, Pd, Ni or Co prepared via combustion method was investigated by Sharma et al. [119]. They found out that the main effect of dopant is the facile reduction of ceria. Various metals had a different effect. The Pd-based catalyst was active, but selective only to CO, while Ni and Co containing samples were active in both RWGS and CO₂ methanation, therefore, they were not 100% selective to CH₄. The best performance was showed by Ru containing the sample. The authors showed that the Ru species were introduced into the lattice of ceria and their substantial amount was present in the bulk. For the Ru-based catalysts, a methanation mechanism proceeding firstly via RWGS to form CO and further CO hydrogenation to CH₄ was reported [73,117,118]. However, Sharma et al. [119] showed that it is not the case when Ru is incorporated into CeO₂ lattice, pointing to the importance of synthesis route and type of metal species.

When the activity of non-noble transition metals is directly compared it can be easily stated that the main difference between them is their selectivity towards CH₄ [120–122]. The activity of each metal towards CO₂ may be significantly improved via application of appropriate reaction conditions. For instance, in the research by Weatherbee and Bartholomew [120] Co-based sample showed higher activity than Ru-based catalysts, however, its selectivity was mainly to higher hydrocarbons rather than CH₄. Ni-based catalysts were reported to give the highest selectivity to methane among other transition metals i.e. Co, Cu, Fe and Zn [120–122].

2.2 Ni-based catalysts – Effect of support

Nickel-based catalysts are the most widely studied materials for CO₂ methanation. Their activity depends on the number of factors including the type of support. Similarly, to the role of active metal, it is hard to discuss the effect of support while comparing materials tested in various reaction conditions. For this reasons studies in which supports are directly compared are of great importance. The effect of support for the Ni-based catalyst is summarized in Table 3.

Many authors underline the importance of two factors which greatly influence performance of nickel species in CO₂ methanation: (i) basicity of support which directly influences CO₂ adsorption capacity [123–128] and (ii) support-nickel interactions which influence reducibility of Ni species, Ni dispersion and Ni particle size [129–135].

Pan et al. [124] compared the performance of Ni supported on ceria-zirconia and alumina. Both supports differed in acid-basic properties. The former exhibited the presence of intermediate strength basic sites, while alumina is well known for its acidic character. Intermediate strength basic sites facilitated the formation of monodentate formate species and thus accounted for the superior performance of Ni/Ce_{0.5}Zr_{0.5}O₂ catalyst. Similar conclusions and the importance of intermediate

strength basic sites were as well reported by Muroyama et al. [126] and Guo et al. [128]. Basicity thus plays an important role in CO₂ methanation, however, research by Fukuhara et al. [127], who compared the performance of Ni supported on Al₂O₃, TiO₂, ZrO₂, Y₂O₃, MgO and CeO₂ showed that basic support like MgO adsorbs CO₂ too strongly and thus results in the lowest activity.

Bacariza et al. investigated the performance of various Ni catalysts supported on structured silica [130] or zeolites [135]. Their research showed the great performance of Ni/MCM-41 catalysts which was attributed to the highly developed surface area and thus availability of Ni active sites. Ni/SBA-15 catalyst, on the other hand, showed lower activity which was explained by the formation of poisoning surface carbonyls. The textural properties of mesostructured silica nanoparticles and MCM-41 played as well an important role in catalysts activity in the investigation carried out by Aziz et al. [125]. In the case of zeolite catalysts, Bacariza et al. [135], underlined the importance of the supports affinity to water, as it turned out to be the function of catalysts activity. Strong interactions of water molecules with the catalyst surface may block the active sites and therefore, water may be treated as an inhibitor of CO₂ methanation. The dispersion of nickel species was also an important factor influencing the performance of zeolites with various types of frameworks.

Table 3 Effect of various supports on the performance of Ni-based catalysts

Activity sequence	Ni loading (wt.%)	Reaction conditions	Ref.
CeO ₂ >> α-Al ₂ O ₃ > TiO ₂ ≈ MgO	10	Temp.250-550°C; p=1bar; m _{cat} =300mg CO ₂ /H ₂ =1/4; GHSV=10 000h ⁻¹ Red. 600°C for 0.5h	[123]
Ce _{0.5} Zr _{0.5} O ₂ >> γ-Al ₂ O ₃	7	Temp.220-400°C; p=30bar; CH ₄ /H ₂ /H ₂ O/CO ₂ =56/33/9/2; GHSV=20 000h ⁻¹ ; Red. 500°C for 4h	[124]
MSN > MCM-41 > HY > SiO ₂ > γ-Al ₂ O ₃	5	Temp.150-450°C; p=1bar; m _{cat} =200mg CO ₂ /H ₂ /N ₂ =1/4/5; GHSV=20 000h ⁻¹ Red. 500°C for 4h	[125]
Y ₂ O ₃ > Sm ₂ O ₃ > ZrO ₂ > CeO ₂ > Al ₂ O ₃ > La ₂ O ₃	10	Temp.200-450°C; p=1bar; CO ₂ /H ₂ =1/4; GHSV=50 000h ⁻¹ Red. 600°C for 3h	[126]
CeO ₂ >> ZrO ₂ > SiO ₂ > TiO ₂ ≈ γ-Al ₂ O ₃	10	Temp.150-400°C; p=1bar; m _{cat} =100mg CO ₂ /H ₂ /He=1/50/49; F/W=1000mlmin ⁻¹ g _{cat} ⁻¹	[129]
CeO ₂ >> ZrO ₂ ≈ Y ₂ O ₃ > Al ₂ O ₃ > TiO ₂ > MgO	10	Temp.200-500°C; p=1bar; m _{cat} =300mg CO ₂ /H ₂ /He=1/4/5; WHSV≈23 000mlg ⁻¹ min ⁻¹ Red. 500°C for 2h	[127]
ZSM-5 > SBA-15 > Al ₂ O ₃ > SiO ₂ >> MCM-41	10	Temp.200-450°C; p=1bar; m _{cat} =174mg CO ₂ /H ₂ =1/4; WHSV=48 mlg _{cat} ⁻¹ h ⁻¹ Red. 500°C for 4h	[128]
MCM-41 > SBA-15 ≈ USY	15	Temp.200-450°C; p=1bar;	[130]

		CO ₂ /H ₂ =1/4; GHSV=2 400h ⁻¹ Red. 470°C for 1h	
USY > BEA > MOR > ZSM-5	15	Temp.250-450°C; p=1bar; CO ₂ /H ₂ /N ₂ =9/36/10; GHSV=43000h ⁻¹ Red. 470°C	[135]

In the case of all studies presented in Table 3, which included ceria or ceria-zirconia support, the superior performance of Ni/CeO₂ catalyst was proved with respect to other oxide supports [123,124,126,127,129]. The beneficial effect of ceria support may be attributed to its redox properties. The presence of surface oxygen vacancies influences the basicity of catalysts which was proven to play an important role in the reaction mechanism creating a redox cycle between ceria support and Ni species [136]. The beneficial properties of ceria may be lost without carefully considering each catalyst synthesis step. Konishcheva et al. [137] reported a loss of activity of Ni/CeO₂ catalysts prepared via impregnation from chlorine salts due to the blockage of ceria surface by chlorine atoms. Another important factor is the possibility of the introduction of Ni species into the lattice of ceria, which influences nickel-support interactions, improves dispersion and inhibits sintering of nickel species [138,139]. The activity of Ni/CeO₂ catalyst may be further improved via application of mixed ceria-zirconia support. Substitution of Ce⁴⁺ with Zr⁴⁺ species in the ceria lattice was reported to increase the number of oxygen vacancies and to enhance basicity as well as hydrothermal stability [138,140]. The ceria/zirconia molar ratio [140] and method of nickel introduction [49] may also affect the amount of Ni species introduced into the ceria framework and thus influence materials activity.

2.3 Ni-based catalysts – Effect of promoters & bimetallic catalysts

All catalysts properties which influence the activity, selectivity and stability of Ni-based materials, such as basicity, CO₂ adsorption capacity, Ni dispersion, Ni particle size and its resistance to sintering may be enhanced with the application of appropriate promoter. The effect of various promoters on Ni-based catalysts is presented in Table 4. Addition of promoter affects not only the Ni species but also may affect support properties and therefore influence catalyst activity in an indirect way. The promoters and their effect may be divided into 4 groups (Table 3): (i) noble metals, which may be as well considered as bi-metallic catalyst, (ii) metals with basic character – 1st and 2nd group metals, (iii) lanthanide promoters and (iv) other transition metals i.e. Mo, Mn, W, Y or V. The fifth group may be distinguished as well (not included in Table 4 but discussed at the end of the section) which are bimetallic catalyst consisting of nickel and second transition group metal which is also active in CO₂ methanation.

In previous sections (2.1 and 2.2) the positive effect of bimetallic catalysts application was briefly mentioned. Bi-metallic noble metal catalysts (Pd-Rh) were reported to give synergetic effect without changing the crystal structure of each metal [44]. On the other hand, the addition of noble metal (Rh, Ru, Pd, Pt) to Ni-based catalyst improved reducibility and dispersion of active nickel species (Table 4) [47,140]. In general promotion by noble metals (Pt, Pd, Rh, Ru) resulted mainly in the enhanced reducibility of Ni species without affecting Ni crystal size, which resulted in increased dispersion [47,140].

Metals or metal oxides with basic properties are added to the Ni-based catalyst to enhance catalysts CO₂ adsorption capacity. The effect of their addition depends on the strength of their basic properties, as well on their loading [141]. Moreover, their addition may as well influence reducibility of Ni species [142–144].

Promotion with lanthanide species was reported to introduce both basicity and reducibility of Ni-based catalyst [145]. Especially, the addition of lanthanum into Ni-based catalyst turned out to have an interesting effect. Work of Wierzbicki et al. [112,146,147] showed that the method of lanthanum introduction influences the properties of Ni(Mg,Al)O_x hydrotalcite-derived mixed oxides. It especially promoted the formation of intermediate strength basic sites. What is more, *operando* HERFD-XANES analysis showed that the addition of lanthanum changed the oxidation state of nickel species which was dynamically changing under reaction conditions [146]. This effect was not observed for unpromoted catalysts, pointing to complete change of reaction mechanism. The beneficial properties of ceria support (see section 2.2) may be as well feasible when ceria is introduced as a promoter on the surface of catalyst [105,106,108,148].

Table 4 Effect of various promoters on Ni-based catalysts

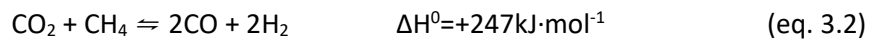
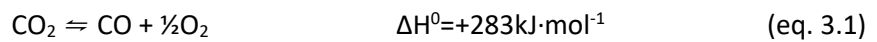
Promoter	Catalyst	Promotion effect	Ref.
Pt, Pd, Rh (0.5wt.%)	15%Ni/Al ₂ O ₃	Small Ni crystallites and improved dispersion; improved reducibility of Ni and H ₂ chemisorption capacity; Pt and Pd improved CO ₂ conversion	[47]
Rh, Ru (0.5wt.%)	5%Ni/ Ce _{0.72} Zr _{0.28} O ₂	Promoted support reduction; improved Ni dispersion; Rh addition resulted in superior activity and stability than Ru	[140]
K (0.3wt.%)	NiAlO _x	K introduced new basic sites, which increased activity and CH ₄ selectivity	[95]
Ca	Ni/ZrO ₂	Increased CO ₂ adsorption capacity via incorporation of Ca ²⁺ into a ZrO ₂ framework which created oxygen vacancies in the support	[142]
Li, Na, K, Cs	15%Ni/USY	Improved Ni reducibility and CO ₂ adsorption; activity sequence: Cs > Na > Li > H	[143]

Mg, Ca, Ba		Mg ²⁺ promoted formation of small Ni crystallites; activity sequence: Mg > Ca > Ba > H	
Mg (2.5wt.%)	5%Ni/USY	Improved CO ₂ adsorption capacity and CO ₂ conversion	[144]
La, Ce, Pr, Eu, Gd (5wt.%)	12wt.%Ni/ γ-Al ₂ O ₃	Improved dispersion of Ni species; best performance showed by Pr promotion due to the formation of praseodymium phase	[145]
La (1,2 & 4wt.%)	Ni(Mg,Al)O	Increased reducibility of Ni and basicity which promoted CO ₂ conversion	[112]
La (ca. 1.5wt.%)	Ni(Mg,Al)O	Improved activity; effect dependent on the method of La introduction and correlated to the amount of intermediate strength basic sites	[147]
CeO ₂ (2wt.%)	15%Ni/Al ₂ O ₃	Improved Ni reducibility and Ni dispersion; effect dependent on Ce introduction	[148]
Ce (3wt.%)	7%Ni/ SBA-15	Formation of small Ni crystallites resulted in improved CO ₂ conversion and CH ₄ selectivity	[105]
Ce (3-15wt.%)	5%Ni/USY	Improved activity with the increase of Ce content due to the increase in oxygen storage capacity	[106]
Mn (1,2 &3 wt.%)	24%Ni/Al ₂ O ₃	Increased basicity of catalysts which improved activity	[149,150]
Mo	Ni/Al ₂ O ₃ Ni/SiO ₂	Improved dispersion of Ni and catalyst stability at high reaction temperatures	[151,152]
W	NiMgO _x	W addition promoted the formation of monodentate formate species as well as CO ₂ adsorption	[100]
Y	Ni/ZrO ₂	Increased number of oxygen vacancies in ZrO ₂ which improved the formation of formate species	[153]
V ₂ O ₅ (3wt.%)	20%Ni/ bentonite	Improved Ni-support interactions and thus Ni dispersion	[109]

The performance of bimetallic catalysts composed of two transition metals has not yet been discussed and therefore will be shortly summarized. Ni-Fe bimetallic catalysts are the most discussed materials. Pandey et al. [154] investigated the performance of Ni-Fe catalysts with various Ni/Fe molar ratios and supported on various metal oxides. Acid-basic properties of the tested supports were found to play an important role in the catalyst's activity and CH₄ selectivity which both followed the sequence: Al₂O₃ > ZrO₂ > TiO₂ > SiO₂ > Nb₂O₅. The optimal ratio between iron and nickel was found to be 1:3 for all tested supports (except Nb₂O₅). The beneficial effects of Ni/Fe molar ratio equal to 3:1 were attributed to the formation of Ni₃Fe alloy and was reported by other scientists as well [122,155–157]. The synergetic effect of nickel-iron alloy formation may be explained by the balanced supply of H atoms from alloy and CO_x species from the support of basic character [155]. Interestingly, the molar ratio of 3/1 was also reported to have a beneficial effect for NiCu catalyst [122].

3. CO₂ hydrogenation in plasma

CO₂ splitting into carbon monoxide and oxygen in plasma has been a topic of extensive studies since last few decades [16,20,31,158–162]. Application of non-thermal plasma allows activating CO₂ via highly energetic electrons at room temperature and hence gained much attention. The extensive study on the plasma-based CO₂ technologies, especially CO₂ splitting (eq. 3.1) and dry reforming of methane (DRM, eq. 3.2), including the influence of various parameters (plasma sources, packing materials etc.) was recently discussed in an excellent review by Snoeckx and Bogaerts [16]. Therefore, in this section plasma CO₂ hydrogenation will be shortly summarized to characterize the background of plasma-catalytic CO₂ methanation.



Carbon-oxygen bonds in CO₂ are relatively strong (ca. 790 kJ/mol). The Gibbs free energy of CO₂ formation is equal to $\Delta_f G^0_{298} = -394$ kJ/mol, making CO₂ a very stable molecule. From the thermodynamic point of view, it is easier to convert CO₂ when it is combined with a reactant characterized by higher Gibbs free energy of formation, such as hydrogen ($\Delta_f G^0 = 0$ kJ/mol) or CH₄ ($\Delta_f G^0_{298} = -51$ kJ/mol). Although plasma hydrogenation of CO₂ is thermodynamically favourable, H₂ is an expensive gas and for the economic reasons more studied process of plasma CO₂ activation is DRM. The studies of plasma CO₂ hydrogenation were focused mainly on the application of DBD discharges [163–169], microwave energy [170–173], surface discharges [174], radio frequency discharges [175,176], glow discharge [177,178] and corona discharge [179]. The discussion of the performance of each system will be discussed in the next sections (3.2)

3.1 Definitions

In the beginning, it is important to introduce certain definitions which are commonly used in plasma literature and which will also be presented in this study and which will allow comparing various systems with each other.

Specific energy input (*SEI*) is defined as the ratio of energy supplied to the gas (plasma power) and flow rate gas. *SEI* describes the amount of energy supplied to gas molecules and therefore is often expressed in kJ/dm³ (eq. 3.3) or eV/molecule (eq. 3.4):

$$SEI \left[\frac{\text{kJ}}{\text{dm}^3} \right] = \frac{P \left[\frac{\text{kW}}{\text{dm}^3} \right]}{F \left[\frac{\text{dm}^3}{\text{min}} \right]} \quad (\text{eq. 3.3})$$

$$SEI\left[\frac{eV}{molecule}\right] = SEI\left[\frac{kJ}{dm^3}\right] \cdot \frac{6.241 \cdot 10^{21} \cdot V_{mol}}{N_A} \quad (\text{eq. 3.4})$$

where P is the plasma power, F the flow rate of feed gas, V_{mol} the molar volume at a given pressure and temperature and N_A the Avogadro number.

Total process conversion (χ_{total} , eq. 3.7) may be defined as the sum of effective conversions of all reactants (eq. 3.6). The latter, in comparison to classical conversion (eq. 3.5), takes into account dilution of the reactant. It is an important factor, as for the plasma-based reactions dilution of the feed gas may completely change plasma composition and hence its properties.

$$\chi_{reactant_i} = \frac{\dot{n}_{reactant_i,in} - \dot{n}_{reactant_i,out}}{\dot{n}_{reactant_i,in}} \quad (\text{eq. 3.5})$$

$$\chi_{eff,reactant_i} = \chi_{reactant_i} \cdot \frac{\dot{n}_{reactant_i,in}}{\sum_i \dot{n}_{reactant_i,in}} \quad (\text{eq. 3.6})$$

$$\chi_{total} = \sum_i \chi_{eff,reactant_i} \quad (\text{eq. 3.7})$$

Another important parameter characterizing reaction is selectivity to desired product (in the studied case CH_4) defined as the flow of produced desired compound divided by the amount of converted reactant (in the studied case CO_2 ; eq. 3.8). Yield of desired product may be calculated by multiplying conversion of the investigated reactant by the selectivity to desired product (eq. 3.9).

$$S_{product_i} = \frac{\dot{n}_{product_i,out}}{\dot{n}_{reactant_j,in} - \dot{n}_{reactant_j,out}} \quad (\text{eq. 3.8})$$

$$Y_{product_i} = \frac{\dot{n}_{product_i,out}}{\dot{n}_{reactant_j,in}} = \chi_{reactant_j} \cdot S_{product_i} \quad (\text{eq. 3.9})$$

In general, for various plasma types and various CO_2 utilization plasma powered processes, the CO_2 conversion increases with the increase of SEI , i.e. as more energy is supplied to gas molecules. Therefore, to account for costs of energy associated with the conversion of CO_2 the energy efficiency parameter η was introduced (eq. 3.10):

$$\eta = \frac{\chi_{total} \cdot \Delta H^0}{SEI} \quad (\text{eq. 3.10})$$

where: χ_{total} is the total conversion of the process and ΔH^0 is the standard reaction enthalpy (for CO_2 methanation $\Delta H^0_{298} = -164$ kJ/mol).

Energy efficiency is often mentioned while discussing and comparing CO_2 dissociation/splitting. In case of more complex processes (such as CO_2 hydrogenation) during which various reactions may proceed, leading to various products, the application of energy efficiency is not so straightforward as

it requires to calculate the enthalpy of the overall process. Therefore, for the simplicity of comparison in this review, energy cost (eq. 3.11 or eq. 3.12 below) for various types of plasma and operating conditions will be compared. Energy cost is defined as the amount of energy consumed by the process per converted molecule, expressed often as kJ or eV per molecule:

$$EC \left[\frac{\text{kJ}}{\text{mol}_{\text{conv}}} \right] = \frac{SEI \left[\frac{\text{kJ}}{\text{dm}^3} \right] \cdot V_{\text{mol}}}{X_{\text{total}}} \quad (\text{eq. 3.11})$$

$$EC \left[\frac{\text{eV}}{\text{molecule}_{\text{conv}}} \right] = EC \left[\frac{\text{kJ}}{\text{mol}_{\text{conv}}} \right] \cdot \frac{6.241 \cdot 10^{21}}{N_A} \quad (\text{eq. 3.12})$$

3.2 Influence of plasma type

In the following section, the plasma technologies applied to CO₂ hydrogenation will be shortly described and the main findings will be presented. Fig. 5 compares different plasma technologies in terms of CO₂ conversion, CH₄ production and energy costs. The latter was calculated according to the methodology proposed by Snoeckx and Bogaerts [16], eq. 3.4, 3.5. It is important to underline that some of the data presented in Fig. 5 may differ from the original ones, as they were recalculated, among others to include the effect of gas dilution.

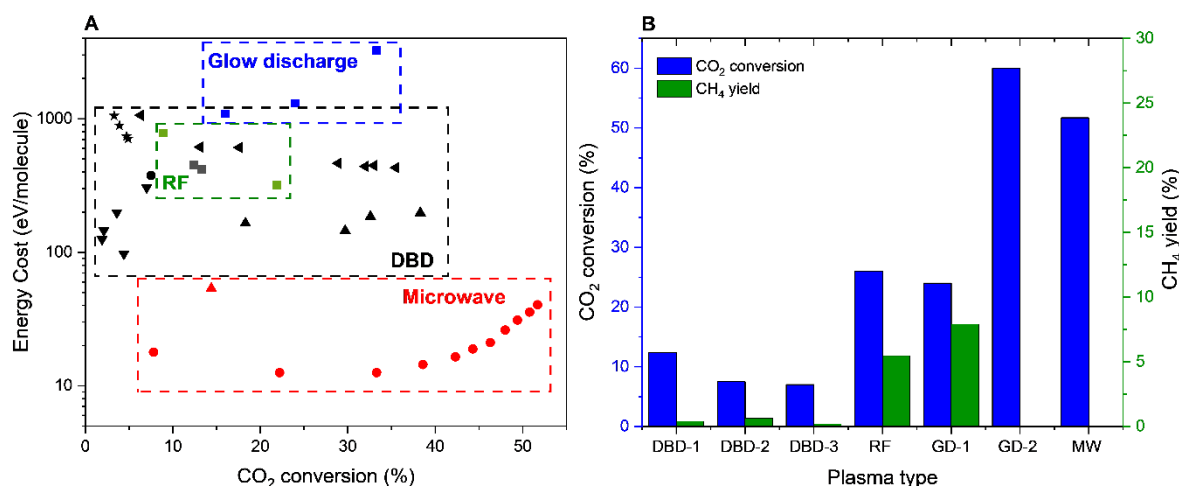


Fig. 5 CO₂ hydrogenation in plasma without presence of catalyst: (A) Energy cost vs CO₂ conversion for various plasma sources and reaction conditions: ■ [163], ● [164], ▲ [166], ▼ [165], ◀ [168], ★ [167], ■ [175], ■ [177], ● [170], ▲ [171], (B) CO₂ conversion and CH₄ yield for various plasma types: DBD-1 [163], DBD-2 [164], DBD-3 [165], RF [175], GD-1 [177], GD-2 [180], MW [170];

Another important point worth mentioning is that the mechanism of CO₂ activation differs depending on the type of plasma used. The differences come from the fact that CO₂ activation may proceed through various paths including electronic excitation, dissociation, ionization or vibrotational excitation. The distribution of different path of CO₂ excitation is dependent on the reduced electric field (eq. 3.11) defined as the ratio of the electric field in plasma (E) over concentration of neutral

particles (N). The reduced electric field is a property of various plasma types. For example, for microwave discharge (ca. 50 Td), CO₂ activation proceeds mainly through more energy efficient vibrational excitation, while in DBD plasma (above 200Td) it is mainly through electronic excitation [16]. This may explain as well higher CO₂ conversions and lower energy costs obtained for microwave plasmas with respect to DBD (Fig. 5).

$$\text{Reduced Electric Field} = E/N \text{ [Td, } 1\text{Td} = 10^{-21}\text{Vm}^2\text{]} \quad (\text{eq. 3.11})$$

Dielectric Barrier Discharge (DBD)

DBD plasmas are most commonly used and most commonly studied systems for CO₂ hydrogenation. One of the main advantages of such a system is the fact that it is operated at the atmospheric pressure and therefore may be easily upscaled for industrial applications. In a DBD reactor, the dielectric material is placed between electrodes, therefore preventing sparks and arc creation. During discharge energetic electrons are concentrated inside the filament, causing an increase in their kinetic energies. This effect is responsible for the dissipation of energy in the dielectric which is causing an increase in gas temperature (usually temperatures between 100-200°C are reported) and is responsible for high energy costs/low energy efficiencies of DBD plasmas (Fig. 5).

The reported CO₂ conversions obtained in DBD systems are usually below 20%, with CO being the main product (selectivity's at the level of ca. 90%) [163,164,167,169]. Other products which were observed are CH₃OH, CH₄ [163] with trace amounts of C₂H₆, C₃H₈ and C₄H₁₀ [164]. The theoretical modelling studies performed by De Bie et al. [165] stay in line with these findings. The reaction mechanisms proposed via these authors will be discussed in more details in the next section (section 3.3). Zeng et al. [166] reported that CO₂ conversion in DBD may be improved when Ar is introduced into the feed. An increase of CO₂ conversion from 18% to 38% was observed when Ar content was increased from 0 to 60 vol%. Such effect, so-called Penning effect, was explained by the fact that Ar atoms were excited into a metastable state and via collisions with other molecules created new reaction pathways for dissociation of CO₂ and H₂ [166]. Mora et al. [168] reported that the type of dielectric present between electrodes may as well influence the overall performance. In their study alumina and quartz were compared. Higher CO₂ conversions were always observed when alumina was used as a dielectric. The authors investigated as well as various operating conditions and reported improved CO₂ conversion for lower flow rates of gases, which can be explained via longer presence time of gases in the discharge zone. The CO₂ conversion was also reported to increase with

SEI, while the opposite effect was observed for the increase in discharge frequency. CH₄ was detected as one of the products of the plasma discharge, however, its production was not discussed.

Microwave (MW) discharge

Microwave discharge may be classified as a warm plasma (possess characteristics of both non-thermal and thermal plasma) and thus is characterized by higher temperatures than non-thermal plasmas. Indeed, due to the high frequency of microwave discharge (300MHz-10GHz [16]), the dissipation of energy is higher with respect to non-thermal plasmas e.g. DBD, resulting in absorption of electron energy by gas molecules and thus increase in gas temperature. For these reasons CO₂ conversions obtained in microwave plasma reactors are usually higher than in the case of DBD. However, the main disadvantage of microwave plasmas is their low-pressure operation (1-60 mbar) [170–173].

De la Fuente et al. [170] studied CO₂ hydrogenation in microwave plasma over a wide range of CO₂/H₂ molar ratio and flow rates. In case of all experiments CO and H₂O were the main products of the reaction and thus it may be stated that microwave plasma simulated RWGS reaction through CO₂ and H₂ splitting. CH₄ production was not observed. Plasma showed stable performance only at low flow rates of feed gases and became unsustainable at high flow rates (ca. 400cm³/min) due to an increase in pressure. Applied CO₂/H₂ ratio had as well influence on the overall performance. The highest CO₂ conversions were obtained for high H₂ concentrations. When it comes to the energy efficiency the highest values in terms of CO₂ hydrogenation were obtained for the highest flows. Similarly, as for experiments in DBD plasma, the CO₂ conversion increased monotonically with the *SEI* up to ca. 8eV/molecule. The authors underline, however, that at high *SEI* the microwave energy is mainly converted into thermal energy rather than a chemical one, which explains the increase in temperature with the increase of *SEI*. In line with other studies on plasma discharge in CO₂/H₂ mixtures, the H and O radicals were the dominant intermediate species, as confirmed via optical emission spectroscopy (OES) [170,173].

Radio frequency (RF) discharge

Radio frequency plasmas are characterized by 1-100 MHz frequency and are typically used for thin film deposition. Their main advantage in CO₂ conversion processes is the possibility of obtaining high electron densities at low gas temperatures. On the other hand, similar to microwave discharges, RF operates at low pressures (from several up to hundreds of mbar) which may be considered as the main disadvantage for future commercialization of the process [175,175].

CO₂ hydrogenation in radio frequency plasma was studied by Kano et al. [175]. They investigated the influence of plasma parameters, such as frequency (10-60kHz) and voltage, as well as flow rate and CO₂/H₂ feed ratio. In all experiments, the CO₂ conversion was at the level of 20-30% with CO being the main product of the reaction. Besides CO and H₂O, methane and methanol were also detected. CO₂ conversion and CH₄ production increased with the increasing frequency of radiation and voltage. As the frequency is the number of discharges taking place within 1s, the increasing frequency leads to an increase of the plasma electron density. Moreover, the increase of discharge voltage does not result in the increase of electron temperature but also causes an increase in electron density in plasma. These effects explain the enhanced performance obtained for high values of voltage and frequency. Moreover, CH₄ production was strongly enhanced with the increase of voltage, while CO production increased linearly. In all experiments, the production of CH₄ was much higher than CH₃OH. This may be explained by the fact that CH₃OH formation requires more collisions of various species. At the same time, both organic products may be decomposed in plasma, which also affects their production. CH₄ is considered as more stable molecule than CH₃OH, as the C-H bond energy (416 kJ/mol) is higher than that of a C-O bond (326 kJ/mol in CH₃OH), which may as well explain higher CH₄ production. The authors underlined that it is important to adjust the flow of reactants, as the obtained products may be decomposed to a higher extent in plasma if gases pass slowly through the discharge zone. At the same time, too short contact times with plasma may be not sufficient enough to form required products. The maximum of CH₄ production was observed with a high excess of H₂ in the feed (CO₂/H₂=1/6). Similar results, regarding CO₂/H₂ ratio, were obtained by Yang et al. [176].

Glow discharge (GD)

Glow discharge is formed via passing through a gas a current from few V to several kV, which is characterized by the emission of visible light ('glow') in a certain level. Glow discharges plasma may be operated from very low pressures (even mbar) almost up to atmospheric pressure. They are characterized by gas temperatures very close to room temperature. In plasma CO₂ hydrogenation application of only low-pressure glow discharge plasmas was reported [177,180,181]. As previously mentioned, operating at low pressures is rather a disadvantage from the economic standpoint (problem of upscaling and high costs of vacuum systems). However, the low-pressure operation of glow discharge plasmas guarantees stable plasma operation as well as a prolonged lifetime of excited species.

Azzolina-Jury et al. [180,181] confirmed the high activity of glow discharge plasma in terms of CO₂ conversion (ca. 60%), however, no methane or any other organic product was observed. Thus,

similarly as in case of MW plasma, glow discharged simulated RWGS reaction. Studies carried out by Arita et al. [177] who, on the other hand, showed that combining plasma discharges with the application of a magnetic field may improve the production of organic compounds. These authors studied system in which electrodes were combined with two types of magnets, which resulted in a glow discharge system with a perpendicular component of the magnetic field. An increased electron density in the plasma core and a decreased electron diffusion across the magnetic field towards downstream regions were mentioned as the main advantages of such system. In order to avoid the catalytic effect of magnets, they were separated from the plasma by mica plates. Similarly, to other studies, the CO₂ conversion was the highest with the high excess of H₂ in the feed and was increasing with the increase of input power. Besides CO, which was the main product of the reaction, CH₄ formation through recombination of decomposed radicals was observed as well. The enhanced production of CH₄ was explained by the fact that in a magnetic field, electrons are magnetized and are suppressed to diffuse across the magnetic field toward the downstream region. Neutral species, on the other hand, can diffuse toward the downstream region, where they can recombine to produce CH₄. In the downstream region re-decomposition of formed CH₄ species is reduced, resulting in increased methane selectivity.

3.3 Mechanism of CO₂ hydrogenation in plasma

To the best of our knowledge, the mechanism of plasma CO₂ hydrogenation was examined so far only by De Bie et al. [165], who studied CO₂ hydrogenation in a DBD plasma with a one-dimensional fluid model. As the reaction pathways in the plasma are an important baseline for the combined plasma-catalytic process, this important work is summarized in this section.

The authors modelled atmospheric pressure DBD reactor operating at near room temperature (ca. 27°C) with a plasma generated by a sinus 5 kV voltage with 10 kHz frequency. The considered feed gas composition varied with CO₂ content from 10 to 90 vol.%. The reaction pathways of consumption and production of the main reactants involved in the DBD plasma CO₂ hydrogenation are presented in Table 5.

The obtained results stay in line with the experimental data presented in the literature. CO and H₂O were the main reaction products. Formation of CH₄, CH₂O, C₂H₆, O₂ and CH₃OH was also observed. CO₂ conversion and CH₄ production increased with the decreasing content of CO₂ in the feed gas. The yield of CH₄ were 1-2 times orders of magnitude higher than that of C₂H₆, CH₂O and CH₃OH.

The most contributing pathway for CO₂ consumption was found to be the electron impact ionization leading to CO₂⁺. However, the produced ion immediately reacts with H₂O (charge transfer) to give back CO₂. Thus, electron impact dissociation of CO₂ producing CO and O radical was found as the the most important reaction activating carbon dioxide. When it comes to hydrogen, the most important reaction consuming H₂ at low CO₂ concentrations in the feed was electron impact dissociation giving H atoms. Part of these H atoms will recombine back to H₂ or together with CHO radicals and produce H₂ and CO. At high CO₂ concentrations in the feed (ca. 90%) the reaction of H₂ with H₂O⁺ producing H₃O⁺ species becomes the most important. Regardless of CO₂ concentration in the feed, net H₂ consumption is much higher than that of CO₂. These results may explain lower CO₂ conversions observed in the experimental data (section 3.2) for low H₂/CO₂ molar ratios. O and H atoms originating from CO₂ and H₂ dissociation recombine to produce OH radicals and further H₂O.

The main product of the plasma process – carbon monoxide - is the most effectively formed through electron impact CO₂ dissociation. An important pathway for CO production is also a reaction between CHO and H atoms. However, it is balanced by the most important CO consumption reaction i.e. the recombination of CO and H atoms forming CHO radicals.

Table 5 Main consumption and production paths of main reactants involved in CO₂ hydrogenation in DBD plasma (in bold are marked reactions which contribute the most in production/consumption of given molecule) [165].

Molecule	Consumption reactions	Production reactions
CO ₂	$e^- + \text{CO}_2 \rightarrow 2e^- + \text{CO}_2$ $e^- + \text{CO}_2 \rightarrow e^- + \text{CO} + \text{O}$ $e^- + \text{CO}_2 \rightarrow \text{O}^- + \text{CO}$ $\text{CO}^+ + \text{CO}_2 \rightarrow \text{CO}_2^+ + \text{CO}$	$\text{O} + \text{CHO} \rightarrow \text{H} + \text{CO}_2$ $\text{CO} + \text{OH} \rightarrow \text{CO}_2 + \text{H}$ $\text{CO}_2^+ + \text{H}_2\text{O} \rightarrow \text{H}_2\text{O}^+ + \text{CO}_2$
H ₂	$e^- + \text{H}_2 \rightarrow e^- + \text{H} + \text{H}$ $e^- + \text{H}_2 \rightarrow 2e^- + \text{H}_2^+$ $\text{H}_2^+ + \text{H}_2 \rightarrow \text{H}_3^+ + \text{H}$ $\text{H}_2\text{O}^+ + \text{H}_2 \rightarrow \text{H}_3\text{O}^+ + \text{H}$ $\text{H}_2 + \text{OH} \rightarrow \text{H} + \text{H}_2\text{O}$	$e^- + \text{H}_3\text{O}^+ \rightarrow \text{OH} + \text{H}_2$ $\text{H}_3^+ + \text{H}_2\text{O} \rightarrow \text{H}_3\text{O}^+ + \text{H}_2$ $\text{H} + \text{H} + \text{M} \rightarrow \text{H}_2 + \text{M}$ $\text{H} + \text{CHO} \rightarrow \text{H}_2 + \text{CO}$
CO	$\text{H} + \text{CO} + \text{M} \rightarrow \text{CHO} + \text{M}$ $\text{CO} + \text{OH} \rightarrow \text{CO}_2 + \text{H}$ $e^- + \text{CO} \rightarrow e^- + \text{C} + \text{O}$	$\text{O} + \text{CHO} \rightarrow \text{CO} + \text{OH}$ $\text{CO}^+ + \text{CO}_2 \rightarrow \text{CO}_2^+ + \text{CO}$ $e^- + \text{CO}_2^+ \rightarrow \text{CO} + \text{O}$ $e^- + \text{CO}_2 \rightarrow \text{O}^- + \text{CO}$ $e^- + \text{CO}_2 \rightarrow e^- + \text{CO} + \text{O}$ $\text{H} + \text{CHO} \rightarrow \text{H}_2 + \text{CO}$
CH ₄	$\text{H}_3^+ + \text{CH}_4 \rightarrow \text{CH}_5^+ + \text{H}_2$ $\text{CO}_2^+ + \text{CH}_4 \rightarrow \text{CH}_4^+ + \text{CO}_2$ $e^- + \text{CH}_4 \rightarrow e^- + \text{CH}_3 + \text{H}$ $e^- + \text{CH}_4 \rightarrow 2e^- + \text{CH}_4^+$ $\text{CH}_4 + \text{CH} \rightarrow \text{C}_2\text{H}_4 + \text{H}$ $e^- + \text{CH}_4 \rightarrow 2e^- + \text{H} + \text{CH}_3^+$ $\text{CH}_3^+ + \text{CH}_4 \rightarrow \text{C}_2\text{H}_5^+ + \text{H}_2$ $e^- + \text{CH}_4 \rightarrow e^- + \text{CH}_2 + \text{H}_2$ $e^- + \text{CH}_4 \rightarrow e^- + \text{CH} + \text{H}_2 + \text{H}$ $\text{H}_2\text{O}^+ + \text{CH}_4 \rightarrow \text{H}_3\text{O}^+ + \text{CH}_3$	$\text{CH}_5^+ + \text{H}_2\text{O} \rightarrow \text{H}_3\text{O}^+ + \text{CH}_4$ $\text{CH}_3 + \text{H} + \text{M} \rightarrow \text{CH}_4 + \text{M}$
CH ₂ O	$\text{H} + \text{CH}_2\text{O} \rightarrow \text{H}_2 + \text{CHO}$ $\text{OH} + \text{CH}_2\text{O} \rightarrow \text{H}_2\text{O} + \text{CHO}$ $\text{O} + \text{CH}_2\text{O} \rightarrow \text{OH} + \text{CHO}$	$\text{CHO} + \text{CHO} \rightarrow \text{CH}_2\text{O} + \text{CO}$ $\text{CH}_2 + \text{CO}_2 \rightarrow \text{CH}_2\text{O} + \text{CO}$
CH ₃ OH	$\text{H} + \text{CH}_3\text{OH} \rightarrow \text{CH}_2\text{OH} + \text{H}_2$ $\text{H} + \text{CH}_3\text{OH} \rightarrow \text{CH}_3\text{O} + \text{H}_2$ $\text{OH} + \text{CH}_3\text{OH} \rightarrow \text{H}_2\text{O} + \text{CH}_2\text{OH}$ $\text{O} + \text{CH}_3\text{OH} \rightarrow \text{OH} + \text{CH}_2\text{OH}$ $\text{OH} + \text{CH}_3\text{OH} \rightarrow \text{H}_2\text{O} + \text{CH}_3\text{O}$ $\text{O} + \text{CH}_3\text{OH} \rightarrow \text{OH} + \text{CH}_3\text{O}$	$\text{H}_2\text{O} + \text{CH}_3\text{O} \rightarrow \text{CH}_3\text{OH} + \text{OH}$ $\text{H} + \text{CH}_2\text{OH} + \text{M} \rightarrow \text{CH}_3\text{OH} + \text{M}$ $\text{CH}_3 + \text{OH} + \text{M} \rightarrow \text{CH}_3\text{OH} + \text{M}$

In terms of yield, the second product in DBD plasma discharge of CO₂/H₂ mixtures is CH₄. Methane production requires hydrogenation of CH₃ species, which may be formed from hydrogenation of C atoms or indirectly via hydrogenation of CO through C₂HO radicals. The second reaction producing CH₄ (charge transfer between CH₅⁺ species and H₂O) is balanced via CH₄ loss through other charge transfer reaction involving H₃⁺ or CO₂⁺ (depending on CO₂ feed concentration). It is important to underline the abundance of CH₄ consuming reactions.

CH₃OH formation also requires the production of CH₃ species. Methanol production reaches much lower yields with respect to CH₄, as it requires the formation of more complex intermediates and thus more reactions. For the same reasons the formation of higher hydrocarbons and oxygenates is not observed in plasma CO₂ hydrogenation.

The proposed mechanisms and reaction pathways clearly show that in order to improve plasma CO₂ methanation it is necessary to increase CO₂ concentrations and to increase the concentration of CH₃ and CH₂ radicals in plasma. This may be achieved via introducing catalyst to the system, which can either influence plasma properties giving a rise to the production of desired radicals or it may produce CH₃ and CH₂ radicals through surface reactions. Therefore, CH₄ production in plasma requires the application of the catalyst.

3.4 Conclusions

The presented results (sections 3.2 and 3.3) showed that CO₂ hydrogenation in plasma may be considered quite a new approach and much research still needs to be performed in order to fully understand how various type of plasma influence CO₂ hydrogenation process. However, some common conclusions may be already drawn. Regardless of the plasma type, the highest conversions of CO₂ were obtained with an excess of H₂ in the feed (high H₂/CO₂ molar ratios). The CO₂ conversion was enhanced with the increase of plasma power, which can be explained by the increased electron density. The main product of plasma experiments was carbon monoxide. Microwave plasma, although gave the highest conversions of CO₂ and was the most effective in terms of energy cost, was not able to produce any CH₄ or any other organic product of CO₂ hydrogenation. Glow discharge plasma was able to produce CH₄ only after application of a magnetic field, which increased the concentration of activated reactants in the core of plasma. Moreover, glow discharge plasma was characterized by the highest energy costs associated with CO₂ conversion. CH₄ and other organic compounds production were observed in the case of DBD and RF plasma. However, they were characterized by much lower CO₂ conversion with respect to MW and GD.

Finally, it was proven that CH₄ production is not effective in the plasma process. Therefore, the most important challenge considering plasma CO₂ methanation is to find an appropriate catalyst which would tailor plasma properties and selectively react plasma formed C and CO species with hydrogen to form CH₄.

4. Plasma Catalytic CO₂ Methanation

The search for an efficient catalyst of the hybrid plasma-catalytic process of CO₂ methanation may be considered as a quite new topic as the first report on that subject come from the late 1990's. Most of the research has been carried out within the last 5 years and still much effort and studies need to be performed to understand the synergetic effects of plasma-catalysis (Fig. 6) and reaction mechanisms. As it was mentioned before, the limited data on the topic comes from the fact that CO₂ methanation requires a cheap source of H₂, as CH₄ is a cheaper gas than hydrogen. With the recent booming development of renewable technologies, the supply of hydrogen via water electrolysis has become economically available option (to some extent) and thus plasma-catalytic CO₂ methanation. The beneficial effects of application both plasma and catalysts are illustrated in Fig. 6. The plasma process is active towards CO₂ hydrogenation but shows poor selectivity to CH₄. Catalysts, on the other hand, is highly selective to CH₄, but show a very low activity at low reaction temperatures (e.g. 150°C). The application of both significantly exceeds activity and selectivity obtained by simple addition, pointing to strong synergetic effect. The origin of that synergetic effect comes from the change of catalyst surface properties eg. surface basicity [182], CO and CO₂ adsorption capacities [183] or the plasma properties which may affect dissociation of CO₂ to CO occurring in the gas phase [184] (see section 4.5). In the present section the summary of research on plasma-catalytic CO₂ hydrogenation to CH₄ will be presented, as well as the effect of plasma pre-treatment on the catalytic activity in CO₂ methanation. The latter is important, as it may help to understand changes/transformations of the catalysts surface under plasma conditions.

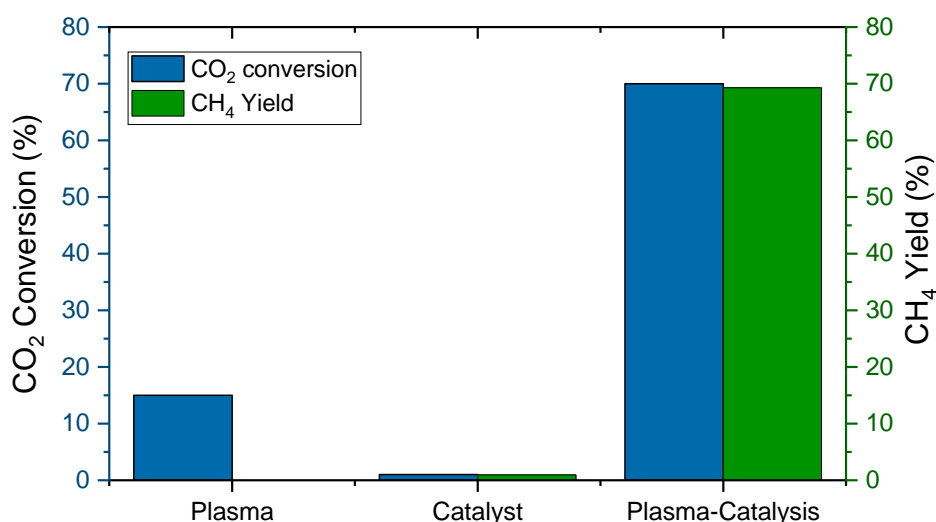


Fig. 6 Synergy for plasma-catalytic CO₂ hydrogenation at 150°C over 5%Co/CeZrO₄ catalysts DBD plasma-assisted process. Data were taken from [184]

4.1 Plasma pre-treatment of CO₂ methanation catalysts

Catalyst preparation via plasma technologies has gained much attention in recent years. As plasma is a highly reactive, it may interact with the catalyst or catalyst precursor in various ways. Therefore, plasma treatment of catalyst may result in a material which greatly differs from catalyst prepared via conventional thermal treatment. In general, plasma can be applied at any step of catalyst preparation or regeneration of deactivated catalyst [24,28,182,185,186]. For CO₂ methanation catalysts, plasma pre-treatment was applied to decompose nickel precursors, usually nickel nitrate. Low-temperature plasma treatment of Ni-based catalyst significantly improved materials performance in CO₂ methanation (Fig. 7, Table 6) which was in general attributed to the formation of small nickel crystallites, high dispersion of Ni species, increased reducibility of nickel, as well as increased CO₂ and hydrogen adsorption capacity [101,105,187–191]. As can be observed in Fig. 7 all plasma pre-treated catalysts reported in literature exhibited better performance in CO₂ methanation with respect to calcined samples. What is more, reported Ni-based catalysts were pre-treated with various type of plasma, plasma sources, nickel was supported on various materials and finally, they were tested in various reaction conditions (Table 6), pointing to the universal beneficial effect of plasma treatment.

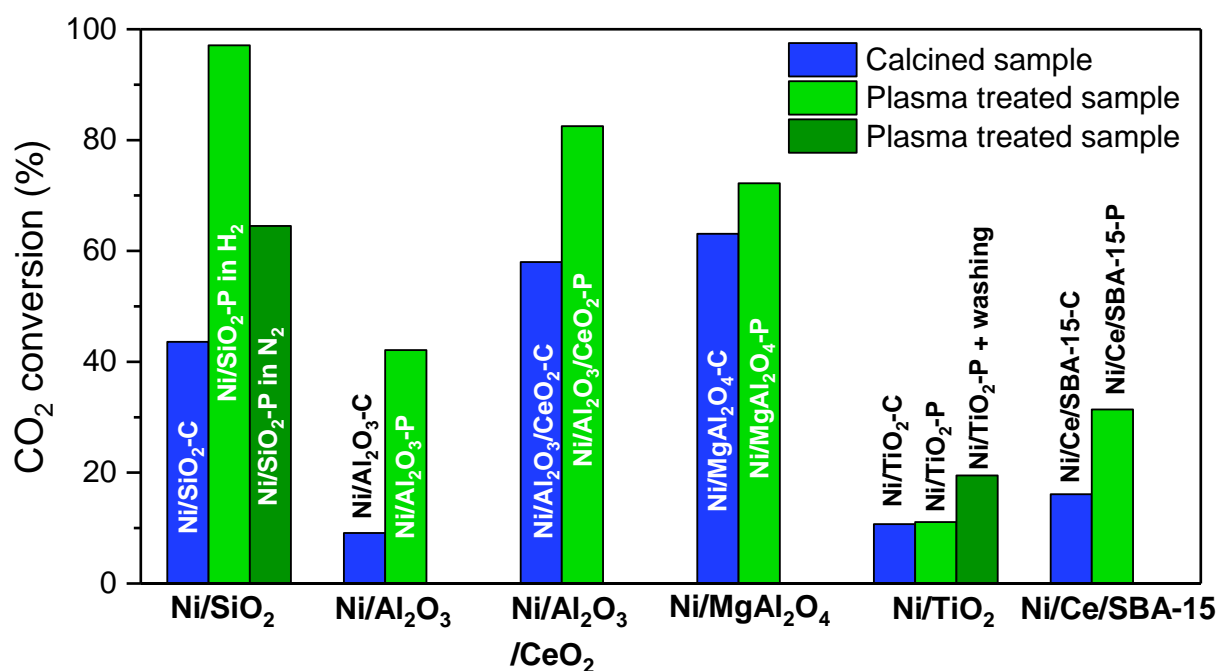


Fig. 7 Beneficial effect of plasma pre-treatment on the performance of various Ni-based catalysts for CO₂ methanation tested at 300°C: Ni/SiO₂ (data for Ni/SiO₂-C sample was recorded at 320°C) [187], Ni/Al₂O₃ & Ni/Al₂O₃/CeO₂ [188], Ni/MgAl₂O₄ [101], Ni/TiO₂ [189], Ni/Ce/SBA-15 [105]

Table 6 Plasma pre-treatment and reaction conditions of catalysts tested in CO₂ methanation and presented in Fig. 3 [101,105,187–189,192].

Catalyst	Plasma-pretreatment	Reaction conditions	Ref.
Ni/SiO ₂	Glow discharge in the flow of H ₂ or N ₂ ; p=2-200 Pa; 13.56MHz; 100V ca. 100mA	Red. at 600°C; m _{cat} =1g; Temp. 180-320°C; p=1 bar; H ₂ /CO ₂ =2 GHSV=7200h ⁻¹	[187]
(15wt.%) Ni/Al ₂ O ₃ & Ni/Al ₂ O ₃ -CeO ₂	DBD discharge at atmospheric pressure & room temp. in the flow of Ar; 40kV	Red. at 500°C for 1h; m _{cat} =200mg; Temp. 200-500°C; H ₂ /CO ₂ =4; GHSV=30000h ⁻¹	[188,192]
(10wt.%) Ni/MgAl ₂ O ₄	DBD discharge in air at atmospheric pressure; 14kV; 200W	Red. at 700°C for 1h; m _{cat} =200mg; temp. 250-500°C; H ₂ /CO ₂ /N ₂ =16/4/5; GHSV=15000h ⁻¹	[101]
(10wt.%) Ni/TiO ₂ *	DBD discharge in air at atmospheric pressure for 1h; 14kV; 200W	Red. at 700°C for 1h; m _{cat} =50mg; temp. 250-500°C; H ₂ /CO ₂ =4; GHSV=60000h ⁻¹	[189]
(7wt.%) Ni/Ce/SBA-15	DBD discharge at atmospheric pressure & room temp. in the flow of Ar; 40kV	Red. at 600°C for 1h; m _{cat} =200mg; p=1 bar; temp. 250-550°C; N ₂ /H ₂ /CO ₂ =1/7.2/1.8	[105,192]

Zhang et al. [187] investigated Ni/SiO₂ catalysts prepared in glow discharge plasma in the flow of various gases (H₂, N₂ or both). Pre-treatment in H₂ glow discharge gave better results than the decomposition of nickel nitrate in the N₂ discharge due to the partial reduction of nickel species and direct formation of metallic nickel phase.

Other papers concerning pre-treatment of CO₂ methanation catalyst applied dielectric barrier discharge (DBD) plasma to decompose nickel nitrate (Table 6). In all cases, enhanced catalytic activity was explained by the formation of small Ni crystallites with high nickel dispersion. Such an effect is obtained, as DBD decomposition is a rapid process, characterized by fast nucleation of nickel crystallites. This prevents diffusion of nickel species into the bulk of support and into support pores, thus influences both textural (pore volume, specific surface area) and structural (Ni crystal size and dispersion of Ni) properties. For example, low-temperature plasma treatment of Ni/MgAl₂O₄ material prevented the formation of inactive NiAl₂O₄ phase which was inevitable in the case of the thermally treated sample [101].

Moreover, it was proven that DBD plasma discharge is selective towards the formation of mainly well-defined Ni(111) planes [189,191]. As CO₂ methanation is a structure-sensitive reaction it is affected by the exposition of certain crystal planes. Upon plasma decomposition of nickel precursors highly energetic plasma species favor the formation of low energy Ni(111) planes [191], while upon calcination nickel species slowly nucleate leading to the formation of irregular crystal structure. High coordinated sites of Ni(111) were reported to be more active in reactions involving CO₂ activation and are also more resistant to catalyze C-forming reactions, are as well more resistant to H₂S

poisoning with respect to low coordinated Ni(100) and Ni(110) sites [11,191,193]. Such behaviour has a consequence in the reaction mechanism. Zhou et al. [189] investigated the structure and reaction mechanism of Ni/TiO₂ catalysts. CO₂ methanation on conventionally calcined sample proceeded through direct hydrogenation of formate species originating from CO₂ adsorption on the surface. The authors did not observe any surface carbonyl species, thus they reported that Ni was functional only for hydrogen dissociation. On the other hand, on the plasma treated Ni/SiO₂ sample nickel species were responsible as well for the formation of surface carbonyls via decomposition of formate species. Therefore, plasma pre-treatment led to a change of the reaction route. Moreover, the same authors observed that plasma treatment affected not only nickel species, but support as well [189]. DBD plasma resulted in the transformation of anatase support into rutile and brookite, while the calcined sample showed the presence of only anatase phase. On the other hand, plasma treatment alone turned out to successfully decompose ca. 60% of nickel nitrate. Therefore, to fully examine plasma-synthesized nickel phase the washing procedure of undecomposed nickel nitrate had to be applied.

The consequence of increased nickel reducibility and improved nickel dispersion may be found in increased adsorption capacities of both hydrogen and carbon dioxide and thus higher activity. Ni/Al₂O₃ and Ni/Al₂O₃-CeO₂ after plasma treatment showed catalytic activity at temperatures ca. 20-30°C lower than corresponding calcined samples [188].

Recently, Kierzkowska-Pawlak et al. [194] reported CO₂ methanation activity of thin films containing Co₃O₄, RuO₂, Ru₂O/Co₃O₄ and Fe₂O₃ supported on knitted wire gauzes made from kanthel steel (FeCrAl) prepared via plasma enhanced metalorganic chemical vapour deposition. The activity of prepared materials was attributed to the specific nanostructure of metal oxides guaranteed by specific preparation method.

The presented results clearly point to the fact that plasma-prepared catalysts are characterized by an improved performance with respect to calcined samples. At the same time, there is still much room for development and investigation concerning CO₂ methanation catalysts involving plasma pre-treatment.

4.2 Effect of active metal in plasma-catalytic CO₂ methanation

As discussed in section 2.1 the active metal has a crucial role in the process of CH₄ production from CO₂. The activity sequence of noble/transition metals should be studied in order to answer the question, if it follows the same pattern under plasma-catalytic conditions as under thermal catalysis. Up to this date direct comparison of various metals in plasma-assisted CO₂ methanation has not yet

been performed. In this section activity of various metals will be presented and compared. Table 7 and Fig. 8 present comparison of activity of various metals applied in plasma-assisted CO₂ hydrogenation.

Table 7 Comparison of catalytic performance of various metals applied in plasma-assisted catalysis for CO₂ hydrogenation in the view of CH₄ production

Catalyst	Plasma				Reaction						Ref.
	Type	f (kHz)	V (kV)	P (W)	p (bar)	t (°C)	Feed gas ^a	CO ₂ conv. (%)	CH ₄ selc. (%)	CH ₄ yield (%)	
CuO/ZnO/Al ₂ O ₃	DBD	30	20	500	8	100	3/1; 0.5	14	12.5	1.75	[163]
1Pt/γ-Al ₂ O ₃	DBD	9	30	10	1	25	3/1; 40	18	1.6	0.3	[195]
15Cu/γ-Al ₂ O ₃								21	2.3	0.5	
Pt metal cloth	MW	2.45·10 ⁶	n.d.	80-175	2.7·10 ⁻³	n.d.	1/1-3/1; 15	n.d.	n.d.	n.d. ^b	[172]
Cu/γ-Al ₂ O ₃	DBD	8.7	n.d.	35	1	135	1/1; 34.6	8	8.5	0.68	[164]
Mn/γ-Al ₂ O ₃								10.1	7.5	0.76	
Cu-Mn/γ-Al ₂ O ₃								9.2	6.8	0.63	
15Ni/γ-Al ₂ O ₃	DBD	n.d.	30	30	1	150	4/1; 69	29	3.9	1.15	[166]
							4/1+Ar; 69.2	56	7.4	4.15	
6Ru/γ-Al ₂ O ₃	DBD	3	9	n.d.	1	25	3/1/6 ^d ; 50	12.8	73	9.4	[169]
5Co/CeZrO ₄	DBD	1	n.d.	n.d.	1	150	4/1; 25	70	99	69.3	[184]
						200		78	98.7	77	
La-ZrO ₂	DC ^c	-	1-2	4.8	1	386	H ₂ /CO ₂ /Ar= 1/1/2; 100	18.5	0	0	[196]
1Pd/La-ZrO ₂				5.6		375		40.6	n.d.	n.d.	
1Pt/La-ZrO ₂				3.5		450		30.6	n.d.	n.d.	
1Ni/La-ZrO ₂				4.9		343		27.7	n.d.	n.d.	
1Fe/La-ZrO ₂				4.1		373		27.1	0	0	
1Cu/La-ZrO ₂				4.9		393		27.0	0	0	

^a Feed gas: H₂/CO₂ molar ratio; total flow (Nml/min)
^b CH₄ production was detected and along with C₂H₂ was the main secondary product
^c direct current high voltage power supply
^d H₂/CO₂/N₂

The CO₂ hydrogenation in DBD plasma and in the presence of CuO/ZnO/Al₂O₃ with the aim of methanol production was studied by Eliasson et al. [163]. It may be considered the first research which reported and discussed CH₄ production under plasma-catalytic conditions. Although copper is typically CH₃OH synthesis catalyst, the studied material showed higher selectivity to CH₄ than methanol. This may be caused by the fact that methanol production requires collision of more species if the reaction occurred only in the gas phase. However, CO₂ conversion and production of both CH₄ and CH₃OH were higher in the presence of catalysts, clearly pointing to the fact that reaction needs to (at least partially) occur on the catalyst surface. Other important findings of that research include a decrease of catalyst activity with increase of temperature in the presence of

plasma, which may be explained by the unstable plasma performance at high temperatures. An increase of CH₄ selectivity with a decrease of pressure and/or flow of gases and increase of discharge power was observed as well. Therefore, it showed that system optimization (flow, power, pressure, temperature, feed composition) can help to tailor the formation of desired products, which stays in line with other reports [166,169,171,195–197]. However, the role of a catalyst and active metal remained unclear. It is worth noticing that the research of Eliasson et al. [163] is so far the only paper which examined plasma-catalytic CO₂ methanation at high pressure. Considering thermodynamic analysis (Fig. 1), the elevated pressure should promote formation of methane over RWGS. However, under plasma conditions high pressure requires application of high discharge voltages. This may be to some extent overcome in e.g by decreasing discharge gap for DBD reactors. Unfortunately, such approach creates other problems associated with incorporation of catalyst between the electrodes [29]. Keeping as well in mind that high pressure operation generates costs, the current plasma-catalytic research is aimed at atmospheric pressure operation

Recently, CH₃OH production via plasma-catalytic CO₂ hydrogenation was studied with the application of DBD plasma and Cu/Al₂O₃ and Pt/Al₂O₃ catalysts [195]. The former was characterized by higher CO₂ conversion and CH₃OH yield. In the case of both catalysts, as well as without their presence, CH₄ production was observed. In contrast to work of Eliasson et al. [163], the lower yield of CH₄ production with respect to CH₃OH was observed which may be explained by different reaction conditions as well as different reactor design i.e. application of water electrode for H₂ production.

Another early research on the topic was carried out by Maya et al. [172], who investigated low-pressure CO₂ hydrogenation with the application of microwave energy plasma and Pt metal cloth catalyst, aimed at the production of formic acid. Their research showed that in the tested conditions CH₄ and C₂H₆ production as main secondary products is possible, however, again the role of the catalyst was not discussed.

Cu/Al₂O₃, Mn/Al₂O₃ and Cu-Mn/Al₂O₃ catalysts tested in DBD reactor were studied by Zeng et al. [164]. In this study materials were activated in-situ in plasma in the flow of H₂/Ar. The most active material turned out to be a manganese-based sample. Lower CO₂ conversion of copper containing materials was explained by the fact that Cu is active in water gas shift reaction and therefore contributes to CO₂ production. In all experiments, CH₄ selectivity did not exceed 2%. The small amounts of C₂H₆ and C₄H₁₀ were detected as well. It is important to stress that in this study, Cu and Mn catalysts increased the energy efficiency of CH₄ production.

At this point it is clear, that the role of active metal is similar to the thermal-catalytic process. In the above discussed studies Cu, Pt and Mn-based catalyst were used. All of them are not typical active

components applied in CO₂ methanation. Although, small amounts of CH₄ yields were obtained in the presence of these metals, one can expect that in order to boost CH₄ production active materials used in thermal CO₂ methanation must be applied in plasma-catalytic process (i.e. Ni, Co, Fe, Rh, Ru).

Zeng and Tu [166] examined nickel-alumina catalyst in various reaction conditions. In fact, higher CO₂ conversion and CH₄ production was observed in the presence of Ni with respect to their earlier investigations of Cu and Mn catalysts (Table 7, Fig. 8). Another important finding of that research was that the activity and selectivity of the plasma-catalytic process may be greatly improved by the introduction of Ar into the feed. CO₂ conversion almost doubled (from ca. 29 to 56%) when Ar content was increased from 0 to 60 vol.%. The positive effect of Ar addition comes from the so-called Penning effect (section 3.2 above). Moreover, the presence of argon in the gas leads to more uniform DBD discharge which might also increase the contact area between plasma and catalyst. CO selectivity was not affected by the presence of Ar, while CH₄ selectivity was strongly improved, clearly pointing to the creation of a new reaction pathway for CH₄ formation. Similar Ar addition effect on CH₄ selectivity was observed for Ru/Al₂O₃ catalyst tested in DBD discharge [169]. This was most probably caused by the decrease of breakdown voltage, which results in increased amount of excited plasma species and thus enhanced the formation of surface carbon from CO. This surface carbon can be subsequently hydrogenated to CH₄. This proved that product distribution may be controlled as well by the presence of Ar in the feed. One needs to keep in mind that on the other hand the dilution of the reactants requires further separation of the reaction products which generates additional costs.

Parastaev et al. [184] recently compared the performance of Cu and Co catalysts supported on CeZrO₄ and tested in DBD reactor. Co-based catalyst turned out to be much more active and selective to CH₄ than a copper one. Its activity increased with the increasing cobalt content which could be explained by the increased amount of adsorption sites for H₂. Nevertheless, the authors confirmed that CO₂ methanation in plasma condition proceeds mainly with hydrogenation of carbon monoxide on cobalt particles and is independent of the support. The higher activity of plasma-catalytic process was observed with respect to thermal catalysis. This synergetic effect could be partially explained by overheating of the catalyst bed, especially at low temperatures 50-250°C.

Oshima et al. [196] compared the performance of various metals i.e. Pt, Pd, Ni, Fe and Cu, supported on La-ZrO₂ in CO₂ hydrogenation in the reactor equipped with direct current high voltage power supply. It is so far, the only research which directly compared performance of various catalysts. Metal loaded catalysts showed better performance than support alone. Noble metal-based catalysts showed higher CO₂ conversions than Ni, Fe and Cu samples. Iron and copper were 100% selective to

CO, while nickel-based catalyst showed the lowest selectivity to CO. The study showed that CO₂ conversion dependent more on the effect of electric field rather than the nature of the catalyst. Methane production was unfortunately not discussed.

Fig. 8 summarizes the performance of various metals tested under DBD plasma in CO₂ hydrogenation. Clearly, production of CH₄ and CO₂ conversion is greatly increased in the presence of metals active in thermal CO₂ methanation. However, the role of other metals (Pt, Cu, Mn) cannot be neglected as they may contribute to CH₄ production. It is unclear if this small contribution may be explained by surface catalytic reactions or influencing plasma properties and thus reactions occurring in the gas phase. Another important point is that activity of the metal in plasma-catalytic process is affected by various factors including plasma parameters, support etc. For instance, all catalysts presented in Fig. 8 were tested under atmospheric pressure and with DBD plasma. However, still CH₄ production was greatly improved after changing discharge parameters and the support (compare Ni/Alumina and Ni/Ceria-Zirconia, Fig. 8). This points to the fact that there is much room for investigation of role of active metal and dependence of its activity on plasma parameters.

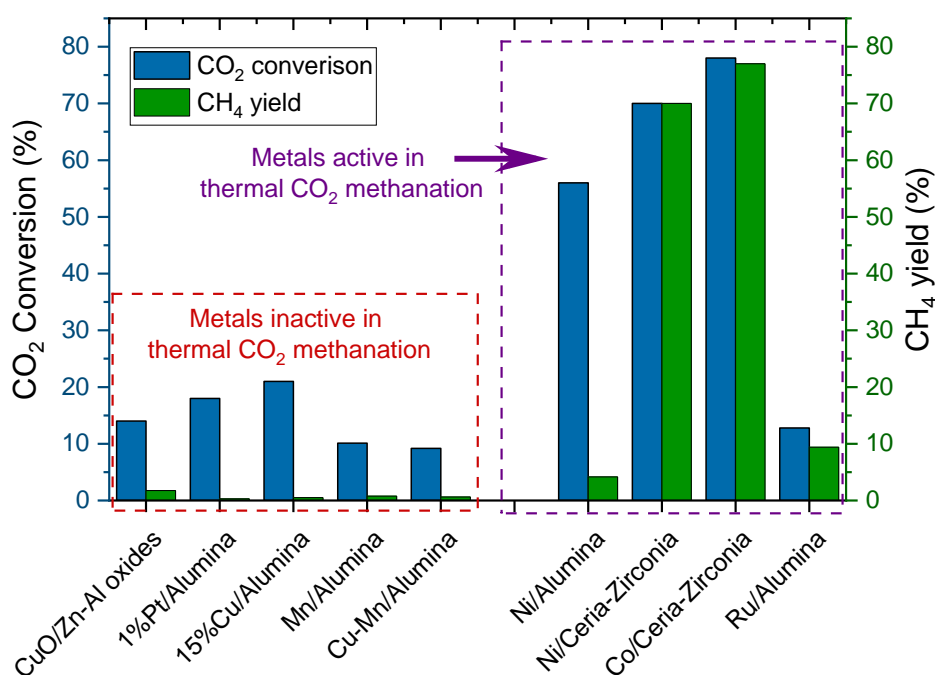


Fig. 8 Comparison of activity of various metals tested in plasma-catalytic CO₂ methanation under atmospheric pressure and DBD plasma; CuO/Zn-Al oxides [163], Pt/Alumina & Cu/Alumina [195], Mn/Alumina & Cu-Mn/Alumina [197], Ni/Alumina [166] Ni/Ceria-Zirconia [198], Co/Ceria-Zirconia [184], Ru/Alumina [169]

4.3 Effect of plasma type on the performance CO₂ methanation catalyst

The effectiveness of CO₂ hydrogenation in plasma was greatly dependent on the plasma type (see section 3.2). Much higher conversions of CO₂ were reported for microwave discharges or glow

discharge plasmas with respect to DBD. However, high CO₂ conversions did not result in high CH₄ yields, pointing to the important role of catalyst for boosting CH₄ production. The role of plasma type on the catalyst activity is however unclear. The research on various plasma types in the presence of Ni-based catalysts is presented in Table 8.

Table 8 Summary of catalytic performance of plasma-assisted catalysts in CO₂ hydrogenation in the view of CH₄ production – Effect of plasma type.

Catalyst	Plasma				Reaction						Ref.
	Type	f (kHz)	V (kV)	P (W)	p (bar)	t (°C)	Feed gas ^a	CO ₂ conv. (%)	CH ₄ selec. (%)	CH ₄ yield (%)	
15Ni/CeZrO ₄	DBD	40-41	14.5-18	n.d.	1	170-330	4/1 ; 200	10-70	20-100	2-70	[198]
NiO/TiO ₂	MW	1.67	n.d.	388	0.04	n.d.	1/9 ; 2000	29.3	n.d.	n.d.	[171]
14Ni/USY(40)	GD	0.05	2	n.d.	3.2·10 ⁻³	125	4/1 ; 20	64	3.9	2.5	[180,181]
14Ni/USY(30)								63	1.9	1.2	
2.5Ni/ZSM-11								64	2.1	1.4	
5Ni/ZSM-11								64	1.4	0.9	
15Ni/γ-Al ₂ O ₃	GD	0.05	2	n.d.	3.2·10 ⁻³	200	4/1 ; 20	40	8	3.2	[199]
Ni/Al ₂ O ₃	GD	0.066	6	n.d.	3.2·10 ⁻³	200	4/1 ; 20	20	50	10	[183]
Ni/SiO ₂								32	0	0	
Ni/CeO ₂ ZrO ₂								19	26	5	

^a Feed gas: H₂/CO₂ molar ratio; total flow (Nml/min)

The most often applied plasma type for plasma-catalytic CO₂ methanation is DBD (see section 4.4). As a representation of DBD catalytic process the recent research performed by Mikhail et al. [198] was selected. The study investigated operation parameters i.e. plasma power, voltage, GHSV and reactor configuration over 15wt.%Ni/Ce_{0.52}Zr_{0.48}O₂ catalyst. It is worth mentioning that study on nickel-based catalysts and the effect of the support (see section 2.2) pointed out the beneficial aspects of ceria-zirconia support. Their findings showed that the CO₂ methanation started (significant increase in both CO₂ conversion and CH₄ yield) when the voltage was raised from 14.5 to 15kV. Such voltage corresponded to the temperature ca. 170-200°C. Further increase in voltage resulted in increased reactor temperature (up to 300°C) which shifted selectivity to carbon monoxide. As with the increase of voltage specific input energy (SEI) increases as well, the effect of power on the overall performance was the same. Such effect is understandable, as high temperatures shift thermodynamic selectivity to carbon monoxide (Fig. 1). The study on the residence time revealed that lower GHSV resulted in longer residence time and therefore higher CO₂ conversions. Depending on the process parameters, the authors observed CO₂ conversion and CH₄ yield varying respectively from 10-70% and 2-70%. This clearly points that the plasma parameters have a significant effect on overall performance and may greatly increase synergetic effect between plasma and catalysis.

Ni/USY and Ni/ZSM-11 zeolite-based catalysts were tested by Azzolina-Jury et al. [180], who investigated CO₂ methanation in a low-pressure glow discharge in the temperature range 200-350°C. Tested catalysts were pre-reduced at 470°C, which resulted in an incomplete reduction of NiO, however, such reduction temperature guaranteed preservation of zeolite structure. In glow discharge plasma CO₂ dissociation proceeds mainly via electron impact dissociation or vibrational excitation. Moreover, zeolites are characterized by a high dielectric constant which results in a decrease of a breakdown voltage due to localized electric field enhancement. These effects explain high activity in the CO₂ conversion of the glow discharge plasma-zeolite system. Similar to catalytic DBD plasma experiments [166,200,201], the negative effect of temperature on CO₂ conversion was observed, which was explained by unfavourable adsorption of CO₂ on the catalyst surface at high temperatures. The main product observed during plasma-catalytic experiments was carbon monoxide, which may be considered the main disadvantage of low-pressure glow discharge with respect to DBD plasma. Interestingly, improved production of CH₄ was observed after plasma extinction. This CH₄ release from the surface of catalyst was proportional to the nickel reduction degree and to nickel content and was following the same sequence as CH₄ selectivity during plasma-catalytic tests. The methane release was explained by the fact that under plasma conditions nickel species were occupied by CO. Once plasma was stopped CO production stopped (from CO₂ dissociation) and surface coverage decreased allowing H₂ adsorption and reaction with remaining CO molecules to form CH₄. It is important to underline that Azzolina-Jury et al. [180] investigated various plasma-catalyst configurations. So far, all reports considered so-called In-Plasmas-Catalysis (IPC) systems in which the catalyst bed is present directly in the plasma discharge zone. The second system described in the literature, so-called Post-Plasma-Catalysis (PPC), corresponds to a configuration where the catalyst bed is placed right after the discharge zone. In this way, gas molecules are firstly activated in plasma and may further react on the catalyst surface. In the presented study [180], PPC system was characterized by much lower CO₂ conversions and CH₄ selectivity which can be explained by short lifetime of plasma produced excited species, which is not enough to reach catalyst bed.

Another catalytic system investigated by Azzolina-Jury [199] in low-pressure glow discharge plasma was 15wt.%Ni/γ-Al₂O₃. The alumina support extrudates were prepared using various preparation conditions. However, the preparation of support extrudates had minimal effect on the final performance in the plasma-catalytic process. The best performance was observed at 200°C reaching ca. 40% CO₂ conversion and 8% CH₄ selectivity.

The study of Chen et al. [171] focused on analysing CO₂ conversion in CO₂/H₂ and CO₂/H₂O mixtures in the presence of Ni/TiO₂ catalysts and microwave discharge. Their results showed that the presence

of catalyst increased CO₂ conversion and energy efficiency. However, the selectivity of obtained products was not discussed.

Research by Hoeben et al. [179], who examined CO₂ methanation in the presence of water in pulsed corona discharge (corona discharge is the ionisation of the gas surrounding charge conductor), showed that electrode material may influence as well the overall process. The authors did not use any catalyst bed in the reactor, but they examined to sets of electrodes: (i) steel electrodes and (ii) Ni-Cr electrodes. In the presence of the latter CH₄ production was significantly improved with respect to steel electrodes. This clearly suggests that most probably reactor design for the plasma-catalytic process may require a new approach.

The plasma type has a significant influence on the CH₄ production. The most studied DBD plasma systems are reported to give the highest CH₄ yields and high conversions of CO₂. The catalyst performance may be significantly improved by selecting appropriate operation conditions. Glow discharge plasmas operating at low-pressures are less selective to CH₄ with respect to DBD (Table 8), which may be explained by their low-pressure operation (few mbar) as well as decomposition of produced CH₄ in plasma. On the other hand, the performance of microwave plasma in terms of CO₂ conversion may be improved in the presence of catalyst. However, as microwave discharge is considered a warm plasma (temperature above 600°C), the CH₄ production may be limited through thermodynamic limitations (Fig. 1).

4.4 Ni-based catalysts tested under DBD plasma for CH₄ production

The summary on Ni-based catalysts tested for CH₄ production in DBD plasma is presented in Table 8.

Jwa et al. [202] examined nickel catalyst supported on alumina and mixed titania-alumina. Both supports without nickel loading showed CO₂ conversion at the level of ca. 10% and 100% selectivity to CO. CH₄ formation was not discussed. However, the authors showed that the performance of Ni/Al₂O₃ was better than Ni/Al₂O₃-TiO₂ catalyst, which was explained by higher values of the specific surface area. This clearly points to the importance of catalyst surface in the hybrid plasma-catalytic process. Another research by Jwa et al. [203] examined the performance of Ni-zeolite catalyst in similar DBD plasma system. CH₄ production was observed only in the presence of a catalyst. The activity of tested materials increased with increasing Ni content. Interestingly, it was reported that dispersion of Ni increased after plasma-catalytic tests, pointing to the reorganization of nickel particles upon reaction. The improved activity in the presence of catalyst was explained by the fact that plasma helps to dissociate adsorbed molecules, including breakage of the carbon-oxygen bond.

The latter is a source of surface carbon which is believed to be necessary intermediate to produce CH₄.

Table 9 Summary on Ni-based catalysts tested under DBD plasma

Catalyst	Plasma			Reaction						Ref.
	f (kHz)	V (kV)	P (W)	p (bar)	t (°C)	Feed gas ^a	CO ₂ conv. (%)	CH ₄ selec. (%)	CH ₄ yield (%)	
Al ₂ O ₃	1	10.3	n.d.	1	280	4/1; 25	12	n.d.	n.d.	[202]
TiO ₂ /Al ₂ O ₃							10			
10Ni/Al ₂ O ₃							90			
10Ni-TiO ₂ /Al ₂ O ₃							82			
β-zeolite	1	9.4	n.d.	1	260	4/1; 25	0	n.d.	n.d.	[203]
2.5Ni/ β-zeolite							4			
5Ni/ β-zeolite							48			
7.5Ni/ β-zeolite							89			
10Ni/ β-zeolite							93			
Ni(Mg,Al)O	41	10-15	16	1	160	4/1; 200	78	98.7	77	[204]
Ni-Ce(Mg,Al)O					220		16	18.7	3	
Ni-Zr(Mg,Al)O					240		70	78.5	55	
Ni-Ce,Zr(Mg,Al)O					260		68	82.3	56	
15Ni/Ce _{0.1} Zr _{0.9} O ₂	40-41	10-15	1-3	1	320	4/1 ; 200	72	99.7	71.8	[200]
15Ni/Ce _{0.6} Zr _{0.4} O ₂							81	99	80.4	
15Ni/Ce _{0.9} Zr _{0.1} O ₂							83	99	82.8	
15Ni/CZ-cal ^b	40-42.8	13-18	14	1	170	4/1 ; 200	73	100	73	[205]
15Ni/CZ-red ^b			16		170		80	94	75	
15Ni/CZ-Pred20 ^b			4		120		36	100	36	
15Ni/CZ-Pred40 ^b			4		120		73	100	73	
15Ni/CZ-Pred60 ^b			4		120		60	100	60	
15Ni/CZ/SBA-15	40	14	n.d.	1	140	4/1 ; 200	80	99	79	[201]
					320		80	92	74	
Cs-USY(38)	25-70	0-15	35	1	170	36/9/ 10 ^c ; 250	12	12.5	1.5	[167]
10Ni/γ-Al ₂ O ₃							61	93	57	
15Ni/Cs-USY(3)							22	80	17.6	
15Ni/Cs-USY(38)							75	96	72	
Ce-Ni/Cs-USY(38)							79	98	77.4	
15Ni/CeO ₂ -Al ₂ O ₃	54	4-15	15-40	1	150	4/1; 200	70	96	67	[206]
Ni(Mg,Al)O	n.d.	16	18	1	n.d.	4/1; 200	59	n.d.	n.d.	[207]
Ni(Fe,Mg,Al)O							75	n.d.	n.d.	

^a Feed gas: H₂/CO₂ molar ratio; total flow (Nml/min)
^b CZ – Ceria-Zirconia; catalysts differed in activation: cal – calcination only; red – temperature reduction; Predx – plasma reduction for x=20, 40 or 60 min
^c H₂/CO₂/N₂

As it was mentioned in section 2.3, Ni catalysts supported on ceria-zirconia showed good performance in CO₂ methanation. Nizio et al. [200] investigated the performance of nickel supported on mixed ceria-zirconia with the various CeO₂/ZrO₂ ratio in DBD reactor. The catalysts without

plasma were active at temperatures above 280°C, while in DBD discharge they became active at 90°C. CO yield increased with the increase of reaction temperature, suggesting working at lower reaction temperatures in the presence of plasma. The best performance was shown by catalyst with the highest ceria content. Long-terms plasma-catalytic tests (100h) showed that the morphology and structure of catalyst were not changed. In the continuation of that work [205], the authors investigated the effect of reduction/activation conditions of 15%Ni/Ce_{0.52}Zr_{0.48}O₂ catalyst. The samples reduced in the stream of H₂ at 470°C and activated in DBD plasma at room temperature for 20, 40 and 60 minutes were compared. Hydrogen-plasma treatment leads to the formation of Ni particles similar to the ones obtained for the reduced catalyst, however, incomplete reduction of NiO to metallic Ni was observed for the former, which may explain slightly lower activities obtained for plasma-reduced samples. The plasma activation resulted as well in the increased CO₂ adsorption capacity. Other materials studied in DBD plasma by the same research group were nickel-containing and Ce, Zr and or CeZr promoted hydrotalcite-derived materials [204]. In this case promotion with Ce, Zr or both metal species turned out to have a negative effect on catalyst activity. On the other hand, Wierzbicki et al. [207] showed that small addition of Fe into matrix of Ni(Mg,Al)O hydrotalcite-derived oxides may greatly improve CO₂ conversion. It is important to mention that the recent study of Mikhail et al. [198] showed that performance of catalyst may be improved by adjusting operation parameters of DBD plasma.

Amouroux and Cavadias [201] and Bacariza et al. [167] identified water adsorption on the active sites as one of the main limiting factors for conventional CO₂ methanation. Strong interactions of water with catalyst surface were confirmed as well for Co/CeZrO₄ catalyst in the study by Parastaev et al. [184]. This problem may be easily overcome with the application of plasma. The study by Amouroux and Cavadias included the application of Ni supported on mixed SBA-15 and ceria-zirconia support. Similar to other studies [166,200], an increase in temperature had a negative effect on CH₄ production, as at high temperatures RWGS reaction is well developed which contributes to high CO production. The authors stress that the positive effect of plasma application is only observed at temperatures below 220°C. At higher reaction temperatures the reaction proceeds mainly through catalysis. In the experiments, when no external heating was applied (temp. of ca. 120-140°C), CO₂ conversions at the level of ca. 80% with 100% CH₄ selectivity were reached. Such high performance was explained by increased reactivity within catalyst pores via electrical discharges inside the pores and transfer of electrons between catalyst active sites. The authors underlined that since CO₂ methanation in non-thermal plasma at low temperature is possible due to the flow of electrons, the process must be electrochemical and proposed reaction mechanism, which will be discussed in the next section (section 4.5).

Ni-loaded zeolite materials (USY zeolites with various Si/Al ratio) were investigated in atmospheric pressure DBD reactor by Bacariza et al. [167]. Ni supported on commercial alumina was tested as well for comparison. CO₂ conversion and CH₄ selectivity increased for all tested catalysts with an increase of power input, which stays in line with other studies [163,169,171] and may be explained via higher electron density. The performance of catalyst was dependent on 2 main factors: (i) dielectric constant and (ii) affinity to water. Catalysts with higher dielectric constant showed better performance due to the enhancement of the electric field caused by polarization of catalyst surface and accumulation of the charge on the surface which changes the composition of the plasma. Water, on the other hand, blocks reaction active sites, thus samples with low affinity to water will enhance the effect of plasma on the activity. Contrary to the study by Amouroux and Cavadias [201], who stated that plasma helps to remove water, the authors underlined that plasma is responsible for activation of active sites rather than removal of water molecules from active sites. Therefore, the hydrophobic role of catalyst plays a crucial role in the overall process.

The research performed on CO₂ methanation in DBD plasma in the presence of Ni-based catalysts (Table 9) showed that the effectiveness of the overall process is strongly pendent not only on the applied catalysts but also on operating conditions. Thus, although variety of different supports was tested in DBD plasma, their direct comparison is not possible.

4.5 Mechanisms of plasma-catalytic CO₂ methanation

There are only a few reports proposing and discussing mechanisms of non-thermal plasma CO₂ methanation. The main findings considering this topic are summarized below.

Amouroux and Cavadias [201] investigated Ni/SBA-15/Ce_{0.9}Zr_{0.1}O₂ catalyst in a DBD discharge and considered CO₂ methanation as an electrochemical process. The used support Ce_{0.9}Zr_{0.1}O₂ may be treated as an n-type semiconductor and thus is considered as a source of active sites for CO₂ adsorption. Incompletely reduced NiO, on the other hand, may be treated as p-type semiconductor needed for H₂ adsorption. These two types of active sites are forming a p-n junction, which under a polarization may lead to a transfer of H⁺ from Ni/NiO to ceria-zirconia and O₂ from ceria-zirconia to Ni/NiO. This could explain the very high activity observed for the tested catalyst at low temperature. Based on these considerations the authors proposed a mechanism of the CO₂ methanation which included: (i) vibrational activation of CO₂ and H₂ in the gas phase into the catalyst pores by plasma electrons, (ii) redox processes due to the polarization of the catalyst by plasma and (iii) desorption of H₂O molecules from the active sites.

Azzolina-Jury and Thibault-Starzyk [181] proposed mechanism of CO₂ methanation performed at low pressure using glow discharge plasma and Ni-USY catalyst with the aid of microsecond time-resolved FT-IR spectroscopy. The mechanism involves firstly activation of CO₂, H₂ and Ar molecules in the gas phase, leading to partial dissociation of CO₂ to CO. The remaining CO₂ may be adsorbed on metallic nickel resulting in the formation of monodentate formates, which are further transformed to linear carbonyls under plasma. These linear carbonyls are further hydrogenated to form CH, CH₂, CH₃ species and finally CH₄.

Co/CeZrO₄ catalyst in DBD plasma was investigated by Parastaev et al. [184]. Temperature programmed plasma surface reactions with labelled ¹³CO₂ allowed to investigate the reaction mechanism. CO₂ methanation occurs mainly through the conversion of gaseous CO₂. Carbon dioxide is firstly converted to CO which is further adsorbed on Co particle and hydrogenated to form CH₄. This part is consistent with the work of Azzolina-Jury and Thibault-Starzyk [181]. The adsorption of carbon dioxide on the catalyst surface and surface dissociation to CO is possible as well, however, the contribution of this reaction pathway is rather low. Tests with pre-adsorbed labelled CO₂ showed that during plasma experiments, CO₂ desorbs from the surface and undergoes dissociation to CO in the gas phase. The authors underlined that the mechanism of the reaction is not changed in the presence of plasma with respect to thermal catalysis. However, products of the plasma-catalytic process are strongly affected by chemical processes occurring in the plasma.

Recently Mikhail et al. [198] proposed mechanism of CO₂ methanation in DBD plasma over Ni/CeZrO₄ catalyst using optical emission spectroscopy. Their study showed that the main role of DBD plasma is to produce CO and H species which can be adsorbed respectively on the ceria-zirconia support and metallic nickel crystallite. Further surface reactions result in the formation of CH_x species and finally CH₄. These findings stay in line with the mechanisms proposed by Azzolina-Jury and Thibault-Starzyk [181] and Parastaev et al. [184].

Another recent study performed by Dębek et al. [182,183] who investigated Ni-based catalyst supported on various metal oxides and with the application of low-pressure glow discharge plasma gave insights into mechanistic aspects of hybrid plasma-catalytic process. Their research revealed that plasma promotes creation of strong basic sites, associated with low coordinated oxygen species, on the surface of hydrotalcite-derived catalysts. The origin of that change may come from the electron surface bombardment resulting in the transformation of surface functional groups [182]. It is important to underline, that this is only one factor that contributes to the synergetic effect between plasma and catalysis. In another study by the same authors [183], it was proven that in fact plasma changes surface basicity i.e. CO₂ adsorption capacity as well as may influence on the oxidation state

of surface nickel species. However, this effect was dependent on the type of metal oxide support, proving that support may influence reaction mechanism under plasma conditions.

It is important to underline that investigation of plasma-catalytic process mechanisms is not easy due to the co-dependency of catalytic and plasma properties and due to the abundance of reactions occurring in the plasma and on the catalyst surface. For these reasons, a new approach and most probably new techniques need to be developed to understand reaction mechanisms, such as *operando* microsecond resolved FT-IR spectroscopy [181] or temperature programmed plasma surface reactions with pre-adsorbed labelled carbon dioxide [184].

5. Comparison of the performance of various CO₂ methanation processes

The presented review on catalyst for CO₂ methanation showed that in thermal catalysis it is possible to obtain active and selective material at high reaction temperatures (above 250°C). The main challenge considering CO₂ methanation is therefore, to shift process temperature to lower values. For economic reasons, the catalysts most commonly applied to thermal CO₂ methanation are based on nickel (section 2). Nickel species at low reaction temperatures may undergo sintering due to the formation of mobile carbonyls, which generates problem in terms of application of low reaction temperatures (below 250°C). These problems may be overcome with the application of non-thermal plasma, which operates at close to room temperature. Moreover, it suppresses sintering of nickel and thus may be directly applied with nickel-based catalyst. On the other hand, it was proven that application of plasma alone (section 3) allows to convert CO₂ to CO while CH₄ production is very low. Although, the performance of plasma is greatly dependent on the type of non-thermal plasma used and reaction conditions, the low yield of the desired product make the processes unsuitable for methane production. Therefore, application of plasma-catalytic process is necessary to obtain high conversions of CO₂ with high yields of CH₄ production at low temperature.

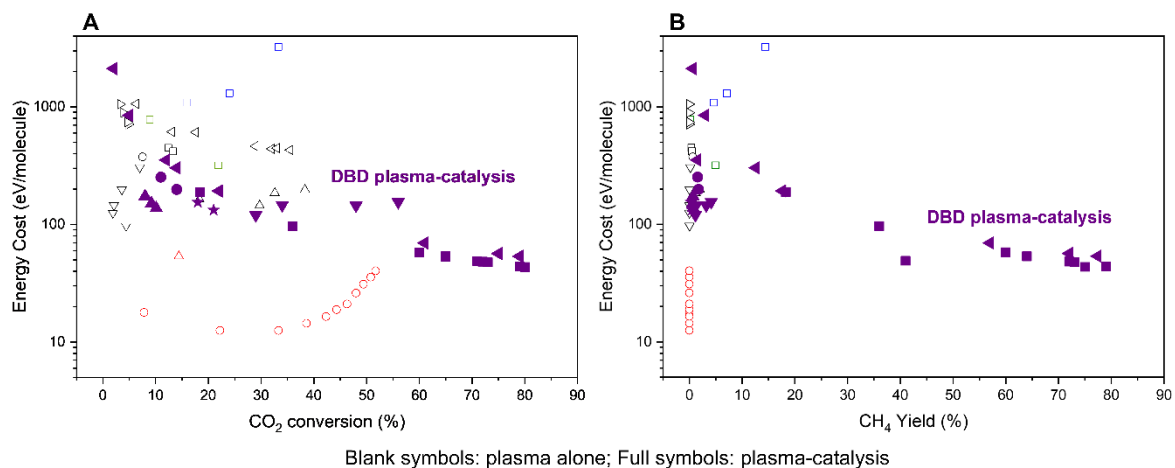


Fig. 9 Comparison of Energy costs for plasma CO₂ hydrogenation vs. (A) CO₂ conversion and (B) CH₄ Yield (gray symbols DBD: □ [163], ○ [164], △ [166], ▽ [165], ◁ [168], ▷ [167]; blue symbols GD: □ [177]; red symbols MW: ○ [170], △ [171]; green symbols RF: □ [175]) and plasma-catalysis CO₂ hydrogenation (violet symbols DBD: ■ [205], ● [163], ▲ [164], ▼ [166], ◀ [167], ★ [195])

In terms of energy costs, the application of catalyst is beneficial as well. Fig. 9 presents energy costs of CO₂ conversion as a function of CO₂ conversion and CH₄ yield (calculated based on the methodology proposed by Snoeckx and Bogaerts [16] – see section 3.1) for various plasma types without the presence of a catalyst (grey, blue, red and green blank symbols) and for DBD plasma-catalytic process (full violet symbols). It may be clearly seen that combination of plasma process with catalysts shifts values to the bottom-right part of the graph, making process less energy consuming with higher CO₂ conversions (comparison of grey and violet points, Fig. 9A). The importance of catalyst is even more clearly seen when the energy costs associated with CH₄ production are compared (Fig. 9B) The industrial application of plasma-catalytic process would require to still improve energy cost, but it seems that it may be achieved in the future with the development of an appropriate catalyst.




Fig. 10 Map of catalysts activity (A) CO₂ conversion and (B) CH₄ yield as a function of temperature in thermal and plasma-catalytic CO₂ methanation: **1.** CuO/ZnO/Al₂O₃ [163]; **2.** Cu/Al₂O₃, **3.** Mn/Al₂O₃ [197]; **4.** Ni/Al₂O₃ [166]; **5.** Ni(Mg,Al)O_x, **6.** Ni-Zr(Mg,Al)O_x [204]; **7.** Ni/Ce_{0.1}Zr_{0.9}O₂, **8.** Ni/Ce_{0.9}Zr_{0.1}O₂ [200]; **9.** Ni/CeO₂-ZrO₂-red, **10** Ni/CeO₂-ZrO₂-plas [205]; **11.** Ni/CZ/SBA-15 [201]; **12.** Ru/Al₂O₃ [169]; **13.** Ni/USY, **14.** Ni/ZSM-11 [180]; **15.** Ni/Al₂O₃, **16.** Ni/USY, **17.** Ni-Ce/USY [167]; **18.** Co/CeZrO₄ [184]; **19.** Pt/Al₂O₃, **20.** Cu/Al₂O₃ [195]; **21.** Pd/SiO₂, **22.** Pd-Ni/SiO₂ [72]; **23.** 28Ni/Al₂O₃, **24.** 55Ni/Al₂O₃ [131,132]; **25.** Ni/Al₂O₃ [115]; **26.** NiAlO_x-1, **27.** NiAlO_x-2 [99]; **28.** Ni/MgAl₂O₄ [101]; **29.** Ni/TiO₂ [189]; **30.** Ni/SBA-15, **31.** Ni-Ce/SBA-15 [105]; **32.** Ni/bentonite, **33.** Ni-V₂O₅/bentonite [109]; **34.** Ni/Al₂O₃, **35.** Ni/Al₂O₃-TiO₂-CeO₂-ZrO₂ [110], **36.** Co/Al₂O₃, **37.** Co/TiO₂, **38.** Co/CeO₂, **39.** Co/ZrO₂ [85]; **40.** Co/SiO₂, **41.** Co-Pd/SiO₂, **42.** Co-K/SiO₂ [84]; **43.** Fe/SiO₂, **44.** Fe-Cu/SiO₂, **45.** Fe-Ag/SiO₂ [91]; **46.** & **47.** & **48.** Fe-oxides [93]; **49.** Ni/CeO₂-ZrO₂ [104]; **50.** Ni-La(Mg,Al)O_x [146]

Another important factor improving energy costs associated with the operation of CO₂ methanation plasma-catalytic unit is the ease of switching on and off plasma reactor with respect to thermal reactors. This is especially important for the energy storage systems using surplus of energy for powering CO₂ methanation or H₂ production from water electrolysis.

Fig. 10 presents the performance of catalysts (given as CO₂ conversion and CH₄ yield) for thermal catalysis and plasma-catalytic processes. Map of catalytic activity presented in such a way does not allow to directly compare materials presented on the graph but allows to show general trends observed. It may be clearly seen, that majority of research concerning catalytic and plasma-catalytic process concerns Ni-based materials. It is possible to shift temperature of the process to lower values (100-200°C) with the application of plasma and still obtain results (i.e. production of methane) at the same level as in case of catalytic processes performed at 250-400°C. This clearly shows great potential for plasma-catalysis. What is more, it seems that the requirements for catalytic material, to some extent, are the same for both types of process. As it is clearly seen, that only in case of nickel and cobalt-based catalysts in the plasma-catalytic process it is possible to obtain high CO₂ conversions and CH₄ productions. On the other hand, materials which are not typically considered active in thermal catalysis for CO₂ methanation are showing activity in the presence of plasma. However, it is at a level of the plasma performance without catalyst (see section 3.2), thus this effect may be associated only with the gas phase reactions in plasma, while improved selectivity in their presence may be an effect of change of plasma parameters in the presence of various materials.

The most studied type of plasma for plasma-catalytic CO₂ methanation is dielectric barrier-discharge, as it can operate at atmospheric pressure and at much lower temperatures than thermal catalysis. For such systems, the most studied materials are nickel-based catalysts, which may be explained by their wide application in thermal catalysis. Although existing literature explains, to some extent, catalytic effects in plasma performance and the role of catalyst, it is still lacking much research. Taking into account that studies on the plasma catalytic process of CO₂ methanation may be considered a new area of research (most publications considering the topic were published within last 4-5 years) the lack of wide and complete study on the topic is understandable.

6. Conclusions

Basing on the presented research the guidelines and directions were proposed in which development of a catalyst for plasma-catalytic CO₂ methanation should develop:

- Role of the active metal. Most research is reported on nickel-based materials. The study in which activity of various metals would be compared is missing. This should be performed

especially for transition metals, such as iron, cobalt, copper, nickel. According to Oshima et al. [196] activity in CO₂ hydrogenation is dependent mostly on the plasma parameters rather than nature of the catalyst, thus maybe it is possible to activate for instance Fe-based materials, which are much cheaper and more environmentally friendly than nickel-based catalysts.

- The question of catalyst activation should be studied in more details. Research by Benrabbah et al. [205] showed that catalyst activation in plasma or thermal reduction in H₂ may influence its performance. On the other hand, Amouroux and Cavadias [201] reported that incomplete reduction of NiO is necessary for the effective production of CH₄. In some reports, the activation procedure is not discussed at all. Considering that the presence of reduced metal, its dispersion and particle size are the function of catalyst activity, more attention should be paid to the activation/reduction procedure. The optimization of that process may allow tailoring activity and selectivity of the process.
- Comparison of various supports is missing as well. On the one hand, research on mechanisms of plasma catalytic process showed that reaction proceeds mainly on reduced metal and in the gas phase and is independent of support [181,184]. However, one needs to keep in mind, that supports differ in e.g. dielectric constant (which affects plasma parameters) or affinity to water (water may block active sites for reaction) and thus their role in plasma-catalytic performance cannot be excluded. The comparison of various simple oxide supports would be a worthy addition to the topic, as these are well-defined materials, and more importantly, they have much cheaper costs of production with respect to complex systems as zeolites or mesoporous/mesostructured materials.
- Physical properties of catalyst and reactor design need to be considered. It is reported in the literature that plasma performance in various CO₂ valorisation processes depends, among others, on the grain size and shape of catalyst, reactor design etc [25,27,158,159]. Currently, discussion on these parameters is limited. Moreover, maybe the catalyst design should be reconsidered e.g. catalyst present in the form of electrodes or cover material of electrodes.
- One of the biggest advantages of plasma processes is its ability to quickly switching it on and off, which makes it flexible and adaptable to currently existing needs. However, studies on long-term exposure of the catalyst to plasma are missing. The overheating of catalyst bed [184] or reorganization of nickel species [191] were reported, proving that plasma influences properties of the catalyst. Long-term studies are hence necessary, before implementation of plasma-catalytic CO₂ methanation on a larger scale.

- The presented study showed that the plasma-catalytic CO₂ methanation has a great potential of industrial application in the future thanks to the high efficiency of the process resulting from the synergetic effects between plasma and catalysis. Plasma-based chemical reactions may become of great industrial importance in the future. The presented study as well as other literature analysis [16,26] underline that plasma-based technologies may already be competitive for conventional technologies. However, still much research is needed, especially fundamental studies concerning plasma-catalyst and their interactions. This will allow to increase yield of desired products (in presented case methane) and thus improve energy efficiency of the process.

Finally, it is important to underline that in terms of any plasma-catalytic process, complex surface and gas-phase chemistry correlated strongly to physical properties of plasma and catalyst are applied. Explanation of mechanisms occurring in such complex systems is therefore challenging and will probably require the development of new approaches and techniques. For these reasons, it seems that studying plasma-catalytic processes with the application of complex catalytic systems simply overcomplicates the process. Thus, simplifying catalyst composition and design may be beneficial for understanding plasma-catalytic CO₂ hydrogenation to methane.

Acknowledgements

The authors acknowledge the Normandy council for the financial support to RIN CO₂ VIRIDIS project. A special thanks to Dr F. Thibault-Starzyk for the stimulating discussions

References

- [1] S. Rönsch, J. Schneider, S. Matthischke, M. Schlüter, M. Götz, J. Lefebvre, P. Prabhakaran, S. Bajohr, Review on methanation – From fundamentals to current projects, *Fuel*. 166 (2016) 276–296. doi:10.1016/j.fuel.2015.10.111.
- [2] K. Ghaib, F.-Z. Ben-Fares, Power-to-Methane: A state-of-the-art review, *Renew. Sustain. Energy Rev.* 81 (2018) 433–446. doi:https://doi.org/10.1016/j.rser.2017.08.004.
- [3] M. Huš, D. Kopač, N.S. Štefančič, D.L. Jurković, V.D.B.C. Dasireddy, B. Likozar, Unravelling the mechanisms of CO₂ hydrogenation to methanol on Cu-based catalysts using first-principles multiscale modelling and experiments, *Catal. Sci. Technol.* 7 (2017) 5900–5913. doi:10.1039/C7CY01659J.
- [4] G. Leonzio, State of art and perspectives about the production of methanol, dimethyl ether and syngas by carbon dioxide hydrogenation, *J. CO₂ Util.* 27 (2018) 326–354. doi:10.1016/j.jcou.2018.08.005.
- [5] D.L. Jurković, A. Pohar, V.D.B.C. Dasireddy, B. Likozar, Effect of Copper-based Catalyst Support on Reverse Water-Gas Shift Reaction (RWGS) Activity for CO₂ Reduction, *Chem. Eng. Technol.* 40 (2017) 973–980. doi:10.1002/ceat.201600594.
- [6] N.A.K. Aramouni, J.G. Touma, B.A. Tarboush, J. Zeaiter, M.N. Ahmad, Catalyst design for dry reforming of methane: Analysis review, *Renew. Sustain. Energy Rev.* 82 (2018) 2570–2585. doi:10.1016/j.rser.2017.09.076.
- [7] R. Dębek, M. Motak, T. Grzybek, M.E. Galvez, P. Da Costa, A Short Review on the Catalytic Activity of Hydrotalcite-Derived Materials for Dry Reforming of Methane, *Catalysts*. 7 (2017) 32. doi:10.3390/catal7010032.
- [8] D. Mukherjee, S.-E. Park, B.M. Reddy, CO₂ as a soft oxidant for oxidative dehydrogenation reaction: An eco benign process for industry, *J. CO₂ Util.* 16 (2016) 301–312. doi:10.1016/j.jcou.2016.08.005.
- [9] D. Chakrabarti, A. de Klerk, V. Prasad, M.K. Gnanamani, W.D. Shafer, G. Jacobs, D.E. Sparks, B.H. Davis, Conversion of CO₂ over a Co-Based Fischer–Tropsch Catalyst, *Ind. Eng. Chem. Res.* 54 (2015) 1189–1196. doi:10.1021/ie503496m.
- [10] N. Homs, J. Toyir, P.R. de la Piscina, Chapter 1 - Catalytic Processes for Activation of CO₂, in: S.L. Suib (Ed.), *New Future Dev. Catal.*, Elsevier, Amsterdam, 2013: pp. 1–26. doi:10.1016/B978-0-444-53882-6.00001-2.
- [11] A.-H. Liu, J. Gao, L.-N. He, Chapter 4 - Catalytic Activation and Conversion of Carbon Dioxide into Fuels/Value-Added Chemicals Through CC Bond Formation, in: S.L. Suib (Ed.), *New Future Dev. Catal.*, Elsevier, Amsterdam, 2013: pp. 81–147. doi:10.1016/B978-0-444-53882-6.00005-X.
- [12] F.D. Meylan, F.-P. Piguet, S. Erkman, Power-to-gas through CO₂ methanation: Assessment of the carbon balance regarding EU directives, *J. Energy Storage*. 11 (2017) 16–24. doi:10.1016/j.est.2016.12.005.
- [13] M. Thema, F. Bauer, M. Sterner, Power-to-Gas: Electrolysis and methanation status review, *Renew. Sustain. Energy Rev.* 112 (2019) 775–787. doi:10.1016/j.rser.2019.06.030.
- [14] C. Wulf, J. Linßen, P. Zapp, Review of Power-to-Gas Projects in Europe, *Energy Procedia*. 155 (2018) 367–378. doi:10.1016/j.egypro.2018.11.041.
- [15] E.C. Neyts, K. (Ken) Ostrikov, M.K. Sunkara, A. Bogaerts, Plasma Catalysis: Synergistic Effects at the Nanoscale, *Chem. Rev.* 115 (2015) 13408–13446. doi:10.1021/acs.chemrev.5b00362.
- [16] R. Snoeckx, A. Bogaerts, Plasma technology – a novel solution for CO₂ conversion?, *Chem. Soc. Rev.* 46 (2017) 5805–5863. doi:10.1039/C6CS00066E.
- [17] W.-C. Chung, M.-B. Chang, Review of catalysis and plasma performance on dry reforming of CH₄ and possible synergistic effects, *Renew. Sustain. Energy Rev.* 62 (2016) 13–31. doi:10.1016/j.rser.2016.04.007.

- [18] M. Scapinello, E. Delikonstantis, G.D. Stefanidis, The panorama of plasma-assisted non-oxidative methane reforming, *Chem. Eng. Process. Process Intensif.* 117 (2017) 120–140. doi:10.1016/j.cep.2017.03.024.
- [19] T. Nozaki, K. Okazaki, Non-thermal plasma catalysis of methane: Principles, energy efficiency, and applications, *Catal. Today.* 211 (2013) 29–38. doi:10.1016/j.cattod.2013.04.002.
- [20] A. Bogaerts, T. Kozák, K. van Laer, R. Snoeckx, Plasma-based conversion of CO₂: current status and future challenges, *Faraday Discuss.* 183 (2015) 217–232. doi:10.1039/C5FD00053J.
- [21] K.-H. Chung, S. Jeong, B.-J. Kim, J.-S. Kim, Y.-K. Park, S.-C. Jung, Development of hydrogen production by liquid phase plasma process of water with NiTiO₂/carbon nanotube photocatalysts, *Int. J. Hydrog. Energy.* 43 (2018) 5873–5880. doi:10.1016/j.ijhydene.2017.09.065.
- [22] M. Boutonnet Kizling, S.G. Järås, A review of the use of plasma techniques in catalyst preparation and catalytic reactions, *Appl. Catal. Gen.* 147 (1996) 1–21. doi:10.1016/S0926-860X(96)00215-3.
- [23] T. Witvrouwen, S. Paulussen, B. Sels, The Use of Non-Equilibrium Plasmas for the Synthesis of Heterogeneous Catalysts, *Plasma Process. Polym.* 9 (2012) 750–760. doi:10.1002/ppap.201200004.
- [24] Z. Wang, Y. Zhang, E.C. Neyts, X. Cao, X. Zhang, B.W.-L. Jang, C. Liu, Catalyst Preparation with Plasmas: How Does It Work?, *ACS Catal.* (2018) 2093–2110. doi:10.1021/acscatal.7b03723.
- [25] I. Adamovich, S.D. Baalrud, A. Bogaerts, P.J. Bruggeman, M. Cappelli, V. Colombo, U. Czarnetzki, U. Ebert, J.G. Eden, P. Favia, D.B. Graves, S. Hamaguchi, G. Hieftje, M. Hori, I.D. Kaganovich, U. Kortshagen, M.J. Kushner, N.J. Mason, S. Mazouffre, S.M. Thagard, H.-R. Metelmann, A. Mizuno, E. Moreau, A.B. Murphy, B.A. Niemira, G.S. Oehrlein, Z.L. Petrovic, L.C. Pitchford, Y.-K. Pu, S. Rauf, O. Sakai, S. Samukawa, S. Starikovskaia, J. Tennyson, K. Terashima, M.M. Turner, M.C.M. van de Sanden, A. Vardelle, The 2017 Plasma Roadmap: Low temperature plasma science and technology, *J. Phys. Appl. Phys.* 50 (2017) 323001. doi:10.1088/1361-6463/aa76f5.
- [26] B. Ashford, X. Tu, Non-thermal plasma technology for the conversion of CO₂, *Curr. Opin. Green Sustain. Chem.* 3 (2017) 45–49. doi:10.1016/j.cogsc.2016.12.001.
- [27] A. Bogaerts, E.C. Neyts, Plasma Technology: An Emerging Technology for Energy Storage, *ACS Energy Lett.* 3 (2018) 1013–1027. doi:10.1021/acseenergylett.8b00184.
- [28] J.C. Whitehead, Plasma-catalysis: the known knowns, the known unknowns and the unknown unknowns, *J. Phys. Appl. Phys.* 49 (2016) 243001. doi:10.1088/0022-3727/49/24/243001.
- [29] H. Puliyalil, D.L. Jurković, V.D.B.C. Dasireddy, B. Likozar, A review of plasma-assisted catalytic conversion of gaseous carbon dioxide and methane into value-added platform chemicals and fuels, *RSC Adv.* 8 (2018) 27481–27508. doi:10.1039/C8RA03146K.
- [30] J. Amouroux, S. Cavadias, A. Doubla, Carbon Dioxide reduction by non-equilibrium electrocatalysis plasma reactor, *IOP Conf. Ser. Mater. Sci. Eng.* 19 (2011) 012005. doi:10.1088/1757-899X/19/1/012005.
- [31] A. Lebouvier, S.A. Iwarere, P. d'Argenlieu, D. Ramjugernath, L. Fulcheri, Assessment of Carbon Dioxide Dissociation as a New Route for Syngas Production: A Comparative Review and Potential of Plasma-Based Technologies, *Energy Fuels.* 27 (2013) 2712–2722. doi:10.1021/ef301991d.
- [32] E.C. Neyts, A. Bogaerts, Understanding plasma catalysis through modelling and simulation—a review, *J. Phys. Appl. Phys.* 47 (2014) 224010. doi:10.1088/0022-3727/47/22/224010.
- [33] H.-H. Kim, Y. Teramoto, A. Ogata, H. Takagi, T. Nanba, Plasma Catalysis for Environmental Treatment and Energy Applications, *Plasma Chem. Plasma Process.* 36 (2016) 45–72. doi:10.1007/s11090-015-9652-7.
- [34] E. Baraj, S. Vagaský, T. Hlinčík, K. Ciahotný, V. Tekáč, Reaction mechanisms of carbon dioxide methanation, *Chem. Pap.* 70 (2016) 395–403. doi:10.1515/chempap-2015-0216.
- [35] P. Frontera, A. Macario, M. Ferraro, P. Antonucci, Supported Catalysts for CO₂ Methanation: A Review, *Catalysts.* 7 (2017) 59. doi:10.3390/catal7020059.
- [36] K. Ghaib, K. Nitz, F.-Z. Ben-Fares, Chemical Methanation of CO₂: A Review, *ChemBioEng Rev.* 3 (2016) 266–275. doi:10.1002/cben.201600022.
- [37] I. Kuznecova, J. Gusca, Property based ranking of CO and CO₂ methanation catalysts, *Energy Procedia.* 128 (2017) 255–260. doi:10.1016/j.egypro.2017.09.068.

- [38] M. Younas, L. Loong Kong, M.J.K. Bashir, H. Nadeem, A. Shehzad, S. Sethupathi, Recent Advancements, Fundamental Challenges, and Opportunities in Catalytic Methanation of CO₂, *Energy Fuels*. 30 (2016) 8815–8831. doi:10.1021/acs.energyfuels.6b01723.
- [39] K. Stangeland, D. Kalai, H. Li, Z. Yu, CO₂ Methanation: The Effect of Catalysts and Reaction Conditions, *Energy Procedia*. 105 (2017) 2022–2027. doi:10.1016/j.egypro.2017.03.577.
- [40] X. Su, J. Xu, B. Liang, H. Duan, B. Hou, Y. Huang, Catalytic carbon dioxide hydrogenation to methane: A review of recent studies, *J. Energy Chem.* 25 (2016) 553–565. doi:10.1016/j.jechem.2016.03.009.
- [41] A. Karelovic, P. Ruiz, CO₂ hydrogenation at low temperature over Rh/ γ -Al₂O₃ catalysts: Effect of the metal particle size on catalytic performances and reaction mechanism, *Appl. Catal. B Environ.* 113–114 (2012) 237–249. doi:10.1016/j.apcatb.2011.11.043.
- [42] A. Karelovic, P. Ruiz, Mechanistic study of low temperature CO₂ methanation over Rh/TiO₂ catalysts, *J. Catal.* 301 (2013) 141–153. doi:10.1016/j.jcat.2013.02.009.
- [43] M. Jacquemin, A. Beuls, P. Ruiz, Catalytic production of methane from CO₂ and H₂ at low temperature: Insight on the reaction mechanism, *Catal. Today*. 157 (2010) 462–466. doi:10.1016/j.cattod.2010.06.016.
- [44] A. Karelovic, P. Ruiz, Improving the Hydrogenation Function of Pd/ γ -Al₂O₃ Catalyst by Rh/ γ -Al₂O₃ Addition in CO₂ Methanation at Low Temperature, *ACS Catal.* 3 (2013) 2799–2812. doi:10.1021/cs400576w.
- [45] A. Kim, C. Sanchez, G. Patriarche, O. Ersen, S. Moldovan, A. Wisnet, C. Sassoie, D.P. Debecker, Selective CO₂ methanation on Ru/TiO₂ catalysts: unravelling the decisive role of the TiO₂ support crystal structure, *Catal. Sci. Technol.* 6 (2016) 8117–8128. doi:10.1039/C6CY01677D.
- [46] J.A.H. Dreyer, P. Li, L. Zhang, G.K. Beh, R. Zhang, P.H.-L. Sit, W.Y. Teoh, Influence of the oxide support reducibility on the CO₂ methanation over Ru-based catalysts, *Appl. Catal. B Environ.* 219 (2017) 715–726. doi:10.1016/j.apcatb.2017.08.011.
- [47] M. Mihet, M.D. Lazar, Methanation of CO₂ on Ni/ γ -Al₂O₃: Influence of Pt, Pd or Rh promotion, *Catal. Today*. (2016). doi:10.1016/j.cattod.2016.12.001.
- [48] B. Mutz, H.W.P. Carvalho, S. Mangold, W. Kleist, J.-D. Grunwaldt, Methanation of CO₂: Structural response of a Ni-based catalyst under fluctuating reaction conditions unraveled by operando spectroscopy, *J. Catal.* 327 (2015) 48–53. doi:10.1016/j.jcat.2015.04.006.
- [49] P.A.U. Aldana, F. Ocampo, K. Kobl, B. Louis, F. Thibault-Starzyk, M. Daturi, P. Bazin, S. Thomas, A.C. Roger, Catalytic CO₂ valorization into CH₄ on Ni-based ceria-zirconia. Reaction mechanism by operando IR spectroscopy, *Catal. Today*. 215 (2013) 201–207. doi:10.1016/j.cattod.2013.02.019.
- [50] H.H. Shin, L. Lu, Z. Yang, C.J. Kiely, S. McIntosh, Cobalt Catalysts Decorated with Platinum Atoms Supported on Barium Zirconate Provide Enhanced Activity and Selectivity for CO₂ Methanation, *ACS Catal.* 6 (2016) 2811–2818. doi:10.1021/acscatal.6b00005.
- [51] European Commission, Study on the review of the list of Critical Raw Materials. Critical Raw Materials Factsheets, (2017).
- [52] European Commission, Study on the review of the list of Critical Raw Materials. Non-critical Raw Materials Factsheets, (2017).
- [53] C. Swalus, M. Jacquemin, C. Poleunis, P. Bertrand, P. Ruiz, CO₂ methanation on Rh/ γ -Al₂O₃ catalyst at low temperature: “In situ” supply of hydrogen by Ni/activated carbon catalyst, *Appl. Catal. B Environ.* 125 (2012) 41–50. doi:10.1016/j.apcatb.2012.05.019.
- [54] A. Beuls, C. Swalus, M. Jacquemin, G. Heyen, A. Karelovic, P. Ruiz, Methanation of CO₂: Further insight into the mechanism over Rh/ γ -Al₂O₃ catalyst, *Appl. Catal. B Environ.* 113–114 (2012) 2–10. doi:10.1016/j.apcatb.2011.02.033.
- [55] F. Solymosi, A. Erdöhelyi, T. Bánsági, Methanation of CO₂ on supported rhodium catalyst, *J. Catal.* 68 (1981) 371–382. doi:10.1016/0021-9517(81)90106-8.
- [56] A. Trovarelli, C. Deleitenburg, G. Dolcetti, J.L. Lorca, CO₂ Methanation Under Transient and Steady-State Conditions over Rh/CeO₂ and CeO₂-Promoted Rh/SiO₂: The Role of Surface and Bulk Ceria, *J. Catal.* 151 (1995) 111–124. doi:10.1006/jcat.1995.1014.

- [57] C. Deleitenburg, A. Trovarelli, Metal-Support Interactions in Rh/CeO₂, Rh/TiO₂, and Rh/Nb₂O₅ Catalysts as Inferred from CO₂ Methanation Activity, *J. Catal.* 156 (1995) 171–174. doi:10.1006/jcat.1995.1244.
- [58] G. Garbarino, D. Bellotti, P. Riani, L. Magistri, G. Busca, Methanation of carbon dioxide on Ru/Al₂O₃ and Ni/Al₂O₃ catalysts at atmospheric pressure: Catalysts activation, behaviour and stability, *Int. J. Hydrog. Energy.* 40 (2015) 9171–9182. doi:10.1016/j.ijhydene.2015.05.059.
- [59] J. Zheng, C. Wang, W. Chu, Y. Zhou, K. Köhler, CO₂ Methanation over Supported Ru/Al₂O₃ Catalysts: Mechanistic Studies by In situ Infrared Spectroscopy, *ChemistrySelect.* 1 (2016) 3197–3203. doi:10.1002/slct.201600651.
- [60] T. Abe, M. Tanizawa, K. Watanabe, A. Taguchi, CO₂ methanation property of Ru nanoparticle-loaded TiO₂ prepared by a polygonal barrel-sputtering method, *Energy Environ. Sci.* 2 (2009) 315–321. doi:10.1039/B817740F.
- [61] J. Xu, X. Su, H. Duan, B. Hou, Q. Lin, X. Liu, X. Pan, G. Pei, H. Geng, Y. Huang, T. Zhang, Influence of pretreatment temperature on catalytic performance of rutile TiO₂-supported ruthenium catalyst in CO₂ methanation, *J. Catal.* 333 (2016) 227–237. doi:10.1016/j.jcat.2015.10.025.
- [62] Z. Kowalczyk, K. Stofecki, W. Raróg-Pilecka, E. Miśkiewicz, E. Wilczkowska, Z. Karpiński, Supported ruthenium catalysts for selective methanation of carbon oxides at very low CO_x/H₂ ratios, *Appl. Catal. Gen.* 342 (2008) 35–39. doi:10.1016/j.apcata.2007.12.040.
- [63] F. Wang, S. He, H. Chen, B. Wang, L. Zheng, M. Wei, D.G. Evans, X. Duan, Active Site Dependent Reaction Mechanism over Ru/CeO₂ Catalyst toward CO₂ Methanation, *J. Am. Chem. Soc.* 138 (2016) 6298–6305. doi:10.1021/jacs.6b02762.
- [64] S. Tada, O.J. Ochieng, R. Kikuchi, T. Haneda, H. Kameyama, Promotion of CO₂ methanation activity and CH₄ selectivity at low temperatures over Ru/CeO₂/Al₂O₃ catalysts, *Int. J. Hydrog. Energy.* 39 (2014) 10090–10100. doi:10.1016/j.ijhydene.2014.04.133.
- [65] S. Scirè, C. Crisafulli, R. Maggiore, S. Minicò, S. Galvagno, Influence of the support on CO₂ methanation over Ru catalysts: an FT-IR study, *Catal. Lett.* 51 (1998) 41–45. doi:10.1023/A:1019028816154.
- [66] G. Garbarino, D. Bellotti, E. Finocchio, L. Magistri, G. Busca, Methanation of carbon dioxide on Ru/Al₂O₃: Catalytic activity and infrared study, *Catal. Today.* 277 (2016) 21–28. doi:10.1016/j.cattod.2015.12.010.
- [67] L. Falbo, M. Martinelli, C.G. Visconti, L. Lietti, C. Bassano, P. Deiana, Kinetics of CO₂ methanation on a Ru-based catalyst at process conditions relevant for Power-to-Gas applications, *Appl. Catal. B Environ.* 225 (2018) 354–363. doi:10.1016/j.apcatb.2017.11.066.
- [68] J. Xu, Q. Lin, X. Su, H. Duan, H. Geng, Y. Huang, CO₂ methanation over TiO₂–Al₂O₃ binary oxides supported Ru catalysts, *Chin. J. Chem. Eng.* 24 (2016) 140–145. doi:10.1016/j.cjche.2015.07.002.
- [69] A. Petala, P. Panagiotopoulou, Methanation of CO₂ over alkali-promoted Ru/TiO₂ catalysts: I. Effect of alkali additives on catalytic activity and selectivity, *Appl. Catal. B Environ.* 224 (2018) 919–927. doi:10.1016/j.apcatb.2017.11.048.
- [70] K.R. Thampi, J. Kiwi, M. Grätzel, Methanation and photo-methanation of carbon dioxide at room temperature and atmospheric pressure, *Nature.* 327 (1987) 506–508. doi:10.1038/327506a0.
- [71] A. Kim, D.P. Debecker, F. Devred, V. Dubois, C. Sanchez, C. Sassoey, CO₂ methanation on Ru/TiO₂ catalysts: On the effect of mixing anatase and rutile TiO₂ supports, *Appl. Catal. B Environ.* 220 (2018) 615–625. doi:10.1016/j.apcatb.2017.08.058.
- [72] J.-N. Park, E.W. McFarland, A highly dispersed Pd–Mg/SiO₂ catalyst active for methanation of CO₂, *J. Catal.* 266 (2009) 92–97. doi:10.1016/j.jcat.2009.05.018.
- [73] P. Panagiotopoulou, Hydrogenation of CO₂ over supported noble metal catalysts, *Appl. Catal. Gen.* 542 (2017) 63–70. doi:10.1016/j.apcata.2017.05.026.
- [74] H.Y. Kim, H.M. Lee, J.-N. Park, Bifunctional Mechanism of CO₂ Methanation on Pd-MgO/SiO₂ Catalyst: Independent Roles of MgO and Pd on CO₂ Methanation, *J. Phys. Chem. C.* 114 (2010) 7128–7131. doi:10.1021/jp100938v.

- [75] N. Rui, Z. Wang, K. Sun, J. Ye, Q. Ge, C. Liu, CO₂ hydrogenation to methanol over Pd/In₂O₃: effects of Pd and oxygen vacancy, *Appl. Catal. B Environ.* 218 (2017) 488–497. doi:<https://doi.org/10.1016/j.apcatb.2017.06.069>.
- [76] V. Lebarbier, R. Dagle, A. Datye, Y. Wang, The effect of PdZn particle size on reverse-water–gas-shift reaction, *Appl. Catal. Gen.* 379 (2010) 3–6. doi:<https://doi.org/10.1016/j.apcata.2010.02.008>.
- [77] H. Bahruji, M. Bowker, G. Hutchings, N. Dimitratos, P. Wells, E. Gibson, W. Jones, C. Brookes, D. Morgan, G. Lalev, Pd/ZnO catalysts for direct CO₂ hydrogenation to methanol, *J. Catal.* 343 (2016) 133–146. doi:<https://doi.org/10.1016/j.jcat.2016.03.017>.
- [78] A. Erdöhelyi, M. Pásztor, F. Solymosi, Catalytic hydrogenation of CO₂ over supported palladium, *J. Catal.* 98 (1986) 166–177. doi:[10.1016/0021-9517\(86\)90306-4](https://doi.org/10.1016/0021-9517(86)90306-4).
- [79] E. Rytter, Ø. Borg, N.E. Tsakoumis, A. Holmen, Water as key to activity and selectivity in Co Fischer-Tropsch synthesis: γ -alumina based structure–performance relationships, *J. Catal.* 365 (2018) 334–343. doi:<https://doi.org/10.1016/j.jcat.2018.07.003>.
- [80] W. Chen, T. Lin, Y. Dai, Y. An, F. Yu, L. Zhong, S. Li, Y. Sun, Recent advances in the investigation of nanoeffects of Fischer-Tropsch catalysts, *Catal. Today.* 311 (2018) 8–22. doi:<https://doi.org/10.1016/j.cattod.2017.09.019>.
- [81] R.W. Dorner, D.R. Hardy, F.W. Williams, H.D. Willauer, Heterogeneous catalytic CO₂ conversion to value-added hydrocarbons, *Energy Environ. Sci.* 3 (2010) 884–890. doi:[10.1039/C001514H](https://doi.org/10.1039/C001514H).
- [82] W. Li, A. Zhang, X. Jiang, C. Chen, Z. Liu, C. Song, X. Guo, Low Temperature CO₂ Methanation: ZIF-67-Derived Co-Based Porous Carbon Catalysts with Controlled Crystal Morphology and Size, *ACS Sustain. Chem. Eng.* 5 (2017) 7824–7831. doi:[10.1021/acssuschemeng.7b01306](https://doi.org/10.1021/acssuschemeng.7b01306).
- [83] H. Liu, S. Xu, G. Zhou, K. Xiong, Z. Jiao, S. Wang, CO₂ hydrogenation to methane over Co/KIT-6 catalysts: Effect of Co content, *Fuel.* 217 (2018) 570–576. doi:[10.1016/j.fuel.2017.12.112](https://doi.org/10.1016/j.fuel.2017.12.112).
- [84] R.E. Owen, J.P. O’Byrne, D. Mattia, P. Plucinski, S.I. Pascu, M.D. Jones, Cobalt catalysts for the conversion of CO₂ to light hydrocarbons at atmospheric pressure, *Chem. Commun.* 49 (2013) 11683–11685. doi:[10.1039/C3CC46791K](https://doi.org/10.1039/C3CC46791K).
- [85] T.A. Le, M.S. Kim, S.H. Lee, E.D. Park, CO and CO₂ Methanation Over Supported Cobalt Catalysts, *Top. Catal.* 60 (2017) 714–720. doi:[10.1007/s11244-017-0788-y](https://doi.org/10.1007/s11244-017-0788-y).
- [86] W. Li, X. Nie, X. Jiang, A. Zhang, F. Ding, M. Liu, Z. Liu, X. Guo, C. Song, ZrO₂ support imparts superior activity and stability of Co catalysts for CO₂ methanation, *Appl. Catal. B Environ.* 220 (2018) 397–408. doi:[10.1016/j.apcatb.2017.08.048](https://doi.org/10.1016/j.apcatb.2017.08.048).
- [87] S.K. Beaumont, S. Alayoglu, C. Specht, N. Kruse, G.A. Somorjai, A Nanoscale Demonstration of Hydrogen Atom Spillover and Surface Diffusion Across Silica Using the Kinetics of CO₂ Methanation Catalyzed on Spatially Separate Pt and Co Nanoparticles., *Nano Lett.* 14 (2014) 4792–4796. doi:[10.1021/nl501969k](https://doi.org/10.1021/nl501969k).
- [88] M. Schubert, S. Pokhrel, A. Thomé, V. Zielasek, T.M. Gessing, F. Roessner, L. Mädler, M. Bäumer, Highly active Co–Al₂O₃-based catalysts for CO₂ methanation with very low platinum promotion prepared by double flame spray pyrolysis, *Catal. Sci. Technol.* 6 (2016) 7449–7460. doi:[10.1039/C6CY01252C](https://doi.org/10.1039/C6CY01252C).
- [89] S. Abelló, D. Montané, Exploring iron-based multifunctional catalysts for Fischer-Tropsch synthesis: a review, *ChemSusChem.* 4 (2011) 1538–1556. doi:[10.1002/cssc.201100189](https://doi.org/10.1002/cssc.201100189).
- [90] H. Mahmoudi, M. Mahmoudi, O. Doustdar, H. Jahangiri, A. Tsolakis, S. Gu, M. LechWyszynski, A review of Fischer Tropsch synthesis process, mechanism, surface chemistry and catalyst formulation, *Biofuels Eng.* 2 (2017) 11–31. doi:[10.1515/bfuel-2017-0002](https://doi.org/10.1515/bfuel-2017-0002).
- [91] R.E. Owen, J.P. O’Byrne, D. Mattia, P. Plucinski, S.I. Pascu, M.D. Jones, Promoter Effects on Iron–Silica Fischer–Tropsch Nanocatalysts: Conversion of Carbon Dioxide to Lower Olefins and Hydrocarbons at Atmospheric Pressure, *ChemPlusChem.* 78 (2013) 1536–1544. doi:[10.1002/cplu.201300263](https://doi.org/10.1002/cplu.201300263).
- [92] J. Kirchner, J.K. Anolleck, H. Lösch, S. Kureti, Methanation of CO₂ on iron based catalysts, *Appl. Catal. B Environ.* 223 (2018) 47–59. doi:[10.1016/j.apcatb.2017.06.025](https://doi.org/10.1016/j.apcatb.2017.06.025).

- [93] M.-D. Lee, J.-F. Lee, C.-S. Chang, Catalytic Behavior and Phase Composition Change of Iron Catalyst in Hydrogenation of Carbon Dioxide, *J. Chem. Eng. Jpn.* 23 (1990) 130–136. doi:10.1252/jcej.23.130.
- [94] C.H. Bartholomew, R.J. Farrauto, Chemistry of nickel-alumina catalysts, *J. Catal.* 45 (1976) 41–53. doi:https://doi.org/10.1016/0021-9517(76)90054-3.
- [95] L. He, Q. Lin, Y. Liu, Y. Huang, Unique catalysis of Ni-Al hydrotalcite derived catalyst in CO₂ methanation: cooperative effect between Ni nanoparticles and a basic support, *J. Energy Chem.* 23 (2014) 587–592. doi:10.1016/S2095-4956(14)60144-3.
- [96] S. Rahmani, M. Rezaei, F. Meshkani, Preparation of highly active nickel catalysts supported on mesoporous nanocrystalline γ -Al₂O₃ for CO₂ methanation, *J. Ind. Eng. Chem.* 20 (2014) 1346–1352. doi:10.1016/j.jiec.2013.07.017.
- [97] F. Song, Q. Zhong, Y. Yu, M. Shi, Y. Wu, J. Hu, Y. Song, Obtaining well-dispersed Ni/Al₂O₃ catalyst for CO₂ methanation with a microwave-assisted method, *Int. J. Hydrog. Energy.* 42 (2017) 4174–4183. doi:10.1016/j.ijhydene.2016.10.141.
- [98] S. Abelló, C. Berruoco, D. Montané, High-loaded nickel–alumina catalyst for direct CO₂ hydrogenation into synthetic natural gas (SNG), *Fuel.* 113 (2013) 598–609. doi:10.1016/j.fuel.2013.06.012.
- [99] S. Abate, K. Barbera, E. Giglio, F. Deorsola, S. Bensaid, S. Perathoner, R. Pirone, G. Centi, Synthesis, Characterization, and Activity Pattern of Ni–Al Hydrotalcite Catalysts in CO₂ Methanation, *Ind. Eng. Chem. Res.* 55 (2016) 8299–8308. doi:10.1021/acs.iecr.6b01581.
- [100] Y. Yan, Y. Dai, H. He, Y. Yu, Y. Yang, A novel W-doped Ni-Mg mixed oxide catalyst for CO₂ methanation, *Appl. Catal. B Environ.* 196 (2016) 108–116. doi:10.1016/j.apcatb.2016.05.016.
- [101] Z. Fan, K. Sun, N. Rui, B. Zhao, C. Liu, Improved activity of Ni/MgAl₂O₄ for CO₂ methanation by the plasma decomposition, *J. Energy Chem.* 24 (2015) 655–659. doi:10.1016/j.jechem.2015.09.004.
- [102] D. Wierzbicki, R. Baran, R. Dębek, M. Motak, T. Grzybek, M.E. Gálvez, P. Da Costa, The influence of nickel content on the performance of hydrotalcite-derived catalysts in CO₂ methanation reaction, *Int. J. Hydrog. Energy.* 42 (2017) 23548–23555. doi:10.1016/j.ijhydene.2017.02.148.
- [103] Q. Pan, J. Peng, T. Sun, D. Gao, S. Wang, S. Wang, CO₂ methanation on Ni/Ce_{0.5}Zr_{0.5}O₂ catalysts for the production of synthetic natural gas, *Fuel Process. Technol.* 123 (2014) 166–171. doi:10.1016/j.fuproc.2014.01.004.
- [104] F. Ocampo, B. Louis, A.-C. Roger, Methanation of carbon dioxide over nickel-based Ce_{0.72}Zr_{0.28}O₂ mixed oxide catalysts prepared by sol–gel method, *Appl. Catal. Gen.* 369 (2009) 90–96. doi:10.1016/j.apcata.2009.09.005.
- [105] L. Bian, L. Zhang, Z. Zhu, Z. Li, Methanation of carbon oxides on Ni/Ce/SBA-15 pretreated with dielectric barrier discharge plasma, *Mol. Catal.* 446 (2018) 131–139. doi:10.1016/j.mcat.2017.12.027.
- [106] I. Graça, L.V. González, M.C. Bacariza, A. Fernandes, C. Henriques, J.M. Lopes, M.F. Ribeiro, CO₂ hydrogenation into CH₄ on NiHNaUSY zeolites, *Appl. Catal. B Environ.* 147 (2014) 101–110. doi:10.1016/j.apcatb.2013.08.010.
- [107] A. Westermann, B. Azambre, M.C. Bacariza, I. Graça, M.F. Ribeiro, J.M. Lopes, C. Henriques, Insight into CO₂ methanation mechanism over NiUSY zeolites: An operando IR study, *Appl. Catal. B Environ.* 174–175 (2015) 120–125. doi:10.1016/j.apcatb.2015.02.026.
- [108] A. Westermann, B. Azambre, M.C. Bacariza, I. Graça, M.F. Ribeiro, J.M. Lopes, C. Henriques, The promoting effect of Ce in the CO₂ methanation performances on NiUSY zeolite: A FTIR In Situ/Operando study, *Catal. Today.* 283 (2017) 74–81. doi:10.1016/j.cattod.2016.02.031.
- [109] X. Lu, F. Gu, Q. Liu, J. Gao, Y. Liu, H. Li, L. Jia, G. Xu, Z. Zhong, F. Su, VO_x promoted Ni catalysts supported on the modified bentonite for CO and CO₂ methanation, *Fuel Process. Technol.* 135 (2015) 34–46. doi:10.1016/j.fuproc.2014.10.009.
- [110] S. Abate, C. Mebrahtu, E. Giglio, F. Deorsola, S. Bensaid, S. Perathoner, R. Pirone, G. Centi, Catalytic Performance of γ -Al₂O₃–ZrO₂–TiO₂–CeO₂ Composite Oxide Supported Ni-Based

- Catalysts for CO₂ Methanation, *Ind. Eng. Chem. Res.* 55 (2016) 4451–4460.
doi:10.1021/acs.iecr.6b00134.
- [111] C. Mebrahtu, S. Abate, S. Perathoner, S. Chen, G. Centi, CO₂ methanation over Ni catalysts based on ternary and quaternary mixed oxide: A comparison and analysis of the structure-activity relationships, *Catal. Today*. 304 (2018) 181–189. doi:10.1016/j.cattod.2017.08.060.
- [112] D. Wierzbicki, R. Debek, M. Motak, T. Grzybek, M.E. Gálvez, P. Da Costa, Novel Ni-La-hydroxalcalite derived catalysts for CO₂ methanation, *Catal. Commun.* 83 (2016) 5–8. doi:10.1016/j.catcom.2016.04.021.
- [113] R. Daroughegi, F. Meshkani, M. Rezaei, Enhanced activity of CO₂ methanation over mesoporous nanocrystalline Ni–Al₂O₃ catalysts prepared by ultrasound-assisted co-precipitation method, *Int. J. Hydrog. Energy*. 42 (2017) 15115–15125. doi:10.1016/j.ijhydene.2017.04.244.
- [114] N. Bette, J. Thielemann, M. Schreiner, F. Mertens, Methanation of CO₂ over a (Mg,Al)₂O₃ Supported Nickel Catalyst Derived from a (Ni,Mg,Al)-Hydroxalcalite-like Precursor, *ChemCatChem*. 8 (2016) 2903–2906. doi:10.1002/cctc.201600469.
- [115] S. Danaci, L. Protasova, J. Lefevre, L. Bedel, R. Guilet, P. Marty, Efficient CO₂ methanation over Ni/Al₂O₃ coated structured catalysts, *Catal. Today*. 273 (2016) 234–243. doi:10.1016/j.cattod.2016.04.019.
- [116] A.H. Zamani, R. Ali, W.A.W. Abu Bakar, Optimization of CO₂ methanation reaction over M*/Mn/Cu–Al₂O₃ (M*: Pd, Rh and Ru) catalysts, *J. Ind. Eng. Chem.* 29 (2015) 238–248. doi:10.1016/j.jiec.2015.02.028.
- [117] P. Panagiotopoulou, D.I. Kondarides, X.E. Verykios, Selective methanation of CO over supported noble metal catalysts: Effects of the nature of the metallic phase on catalytic performance, *Appl. Catal. Gen.* 344 (2008) 45–54. doi:10.1016/j.apcata.2008.03.039.
- [118] C. de Leitenburg, A. Trovarelli, J. Kašpar, A Temperature-Programmed and Transient Kinetic Study of CO₂ Activation and Methanation over CeO₂ Supported Noble Metals, *J. Catal.* 166 (1997) 98–107. doi:10.1006/jcat.1997.1498.
- [119] S. Sharma, Z. Hu, P. Zhang, E.W. McFarland, H. Metiu, CO₂ methanation on Ru-doped ceria, *J. Catal.* 278 (2011) 297–309. doi:10.1016/j.jcat.2010.12.015.
- [120] G.D. Weatherbee, C.H. Bartholomew, Hydrogenation of CO₂ on group VIII metals: IV. Specific activities and selectivities of silica-supported Co, Fe, and Ru, *J. Catal.* 87 (1984) 352–362. doi:10.1016/0021-9517(84)90196-9.
- [121] B. Lu, K. Kawamoto, Transition metal-rich mesoporous silicas and their enhanced catalytic properties, *Catal. Sci. Technol.* 4 (2014) 4313–4321. doi:10.1039/C4CY00688G.
- [122] K. Ray, G. Deo, A potential descriptor for the CO₂ hydrogenation to CH₄ over Al₂O₃ supported Ni and Ni-based alloy catalysts, *Appl. Catal. B Environ.* 218 (2017) 525–537. doi:10.1016/j.apcatb.2017.07.009.
- [123] S. Tada, T. Shimizu, H. Kameyama, T. Haneda, R. Kikuchi, Ni/CeO₂ catalysts with high CO₂ methanation activity and high CH₄ selectivity at low temperatures, *Int. J. Hydrog. Energy*. 37 (2012) 5527–5531. doi:10.1016/j.ijhydene.2011.12.122.
- [124] Q. Pan, J. Peng, T. Sun, S. Wang, S. Wang, Insight into the reaction route of CO₂ methanation: Promotion effect of medium basic sites, *Catal. Commun.* 45 (2014) 74–78. doi:10.1016/j.catcom.2013.10.034.
- [125] M.A.A. Aziz, A.A. Jalil, S. Triwahyono, R.R. Mukti, Y.H. Taufiq-Yap, M.R. Sazegar, Highly active Ni-promoted mesostructured silica nanoparticles for CO₂ methanation, *Appl. Catal. B Environ.* 147 (2014) 359–368. doi:10.1016/j.apcatb.2013.09.015.
- [126] H. Muroyama, Y. Tsuda, T. Asakoshi, H. Masitah, T. Okanishi, T. Matsui, K. Eguchi, Carbon dioxide methanation over Ni catalysts supported on various metal oxides, *J. Catal.* 343 (2016) 178–184. doi:10.1016/j.jcat.2016.07.018.
- [127] C. Fukuhara, K. Hayakawa, Y. Suzuki, W. Kawasaki, R. Watanabe, A novel nickel-based structured catalyst for CO₂ methanation: A honeycomb-type Ni/CeO₂ catalyst to transform greenhouse gas into useful resources, *Appl. Catal. Gen.* 532 (2017) 12–18. doi:10.1016/j.apcata.2016.11.036.

- [128] X. Guo, A. Traitangwong, M. Hu, C. Zuo, V. Meeyoo, Z. Peng, C. Li, Carbon dioxide methanation over Nickel-based catalysts supported on various mesoporous material, *Energy Fuels*. (2018). doi:10.1021/acs.energyfuels.7b03826.
- [129] T.A. Le, M.S. Kim, S.H. Lee, T.W. Kim, E.D. Park, CO and CO₂ methanation over supported Ni catalysts, *Catal. Today*. 293–294 (2017) 89–96. doi:10.1016/j.cattod.2016.12.036.
- [130] M.C. Bacariza, I. Graça, S.S. Bebiano, J.M. Lopes, C. Henriques, Micro- and mesoporous supports for CO₂ methanation catalysts: A comparison between SBA-15, MCM-41 and USY zeolite, *Chem. Eng. Sci.* 175 (2018) 72–83. doi:10.1016/j.ces.2017.09.027.
- [131] G. Garbarino, S. Campodonico, A.R. Perez, M.M. Carnasciali, P. Riani, E. Finocchio, G. Busca, Spectroscopic characterization of Ni/Al₂O₃ catalytic materials for the steam reforming of renewables, *Appl. Catal. Gen.* 452 (2013) 163–173. doi:10.1016/j.apcata.2012.10.039.
- [132] G. Garbarino, P. Riani, L. Magistri, G. Busca, A study of the methanation of carbon dioxide on Ni/Al₂O₃ catalysts at atmospheric pressure, *Int. J. Hydrog. Energy*. 39 (2014) 11557–11565. doi:10.1016/j.ijhydene.2014.05.111.
- [133] F. Koschany, D. Schlereth, O. Hinrichsen, On the kinetics of the methanation of carbon dioxide on coprecipitated NiAl(O)_x, *Appl. Catal. B Environ.* 181 (2016) 504–516. doi:10.1016/j.apcatb.2015.07.026.
- [134] M. Gabrovska, R. Edreva-Kardjieva, D. Crişan, P. Tzvetkov, M. Shopska, I. Shtereva, Ni–Al layered double hydroxides as catalyst precursors for CO₂ removal by methanation, *React. Kinet. Mech. Catal.* 105 (2012) 79–99. doi:10.1007/s11144-011-0378-0.
- [135] M.C. Bacariza, M. Maleval, I. Graça, J.M. Lopes, C. Henriques, Power-to-methane over Ni/zeolites: Influence of the framework type, *Microporous Mesoporous Mater.* 274 (2019) 102–112. doi:10.1016/j.micromeso.2018.07.037.
- [136] G. Zhou, H. Liu, K. Cui, A. Jia, G. Hu, Z. Jiao, Y. Liu, X. Zhang, Role of surface Ni and Ce species of Ni/CeO₂ catalyst in CO₂ methanation, *Appl. Surf. Sci.* 383 (2016) 248–252. doi:10.1016/j.apsusc.2016.04.180.
- [137] M.V. Konishcheva, D.I. Potemkin, S.D. Badmaev, P.V. Snytnikov, E.A. Paukshtis, V.A. Sobyanin, V.N. Parmon, On the Mechanism of CO and CO₂ Methanation Over Ni/CeO₂ Catalysts, *Top. Catal.* 59 (2016) 1424–1430. doi:10.1007/s11244-016-0650-7.
- [138] M. Radlik, M. Adamowska-Teyssier, A. Krztoń, K. Kozieł, W. Krajewski, W. Turek, P. Da Costa, Dry reforming of methane over Ni/Ce_{0.62}Zr_{0.38}O₂ catalysts: Effect of Ni loading on the catalytic activity and on H₂/CO production, *Comptes Rendus Chim.* 18 (2015) 1242–1249. doi:10.1016/j.crci.2015.03.008.
- [139] J. Ashok, M.L. Ang, S. Kawi, Enhanced activity of CO₂ methanation over Ni/CeO₂-ZrO₂ catalysts: Influence of preparation methods, *Catal. Today*. 281 (2017) 304–311. doi:10.1016/j.cattod.2016.07.020.
- [140] F. Ocampo, B. Louis, L. Kiwi-Minsker, A.-C. Roger, Effect of Ce/Zr composition and noble metal promotion on nickel based CexZr1-xO₂ catalysts for carbon dioxide methanation, *Appl. Catal. Gen.* 392 (2011) 36–44. doi:10.1016/j.apcata.2010.10.025.
- [141] T.A. Le, T.W. Kim, S.H. Lee, E.D. Park, Effects of Na content in Na/Ni/SiO₂ and Na/Ni/CeO₂ catalysts for CO and CO₂ methanation, *Catal. Today*. 303 (2018) 159–167. doi:10.1016/j.cattod.2017.09.031.
- [142] H. Takano, H. Shinomiya, K. Izumiya, N. Kumagai, H. Habazaki, K. Hashimoto, CO₂ methanation of Ni catalysts supported on tetragonal ZrO₂ doped with Ca²⁺ and Ni²⁺ ions, *Int. J. Hydrog. Energy*. 40 (2015) 8347–8355. doi:10.1016/j.ijhydene.2015.04.128.
- [143] M.C. Bacariza, R. Bértolo, I. Graça, J.M. Lopes, C. Henriques, The effect of the compensating cation on the catalytic performances of Ni/USY zeolites towards CO₂ methanation, *J. CO₂ Util.* 21 (2017) 280–291. doi:10.1016/j.jcou.2017.07.020.
- [144] M.C. Bacariza, I. Graça, S.S. Bebiano, J.M. Lopes, C. Henriques, Magnesium as Promoter of CO₂ Methanation on Ni-Based USY Zeolites, *Energy Fuels*. 31 (2017) 9776–9789. doi:10.1021/acs.energyfuels.7b01553.

- [145] W. Ahmad, M.N. Younis, R. Shawabkeh, S. Ahmed, Synthesis of lanthanide series (La, Ce, Pr, Eu & Gd) promoted Ni/ γ -Al₂O₃ catalysts for methanation of CO₂ at low temperature under atmospheric pressure, *Catal. Commun.* 100 (2017) 121–126. doi:10.1016/j.catcom.2017.06.044.
- [146] D. Wierzbicki, R. Baran, R. Dębek, M. Motak, M.E. Gálvez, T. Grzybek, P. Da Costa, P. Glatzel, Examination of the influence of La promotion on Ni state in hydrotalcite-derived catalysts under CO₂ methanation reaction conditions: Operando X-ray absorption and emission spectroscopy investigation, *Appl. Catal. B Environ.* 232 (2018) 409–419. doi:10.1016/j.apcatb.2018.03.089.
- [147] D. Wierzbicki, M. Motak, T. Grzybek, M.E. Gálvez, P. Da Costa, The influence of lanthanum incorporation method on the performance of nickel-containing hydrotalcite-derived catalysts in CO₂ methanation reaction, *Catal. Today.* (2017). doi:10.1016/j.cattod.2017.04.020.
- [148] Z. Li, B. Li, Z. Li, X. Rong, The promoter action of CeO₂ for the Ni/Al₂O₃-catalyzed methanation of CO₂, *Kinet. Catal.* 56 (2015) 329–334. doi:10.1134/S0023158415030143.
- [149] A. Zhao, W. Ying, H. Zhang, M. Hongfang, D. Fang, Ni/Al₂O₃ catalysts for syngas methanation: Effect of Mn promoter, *J. Nat. Gas Chem.* 21 (2012) 170–177. doi:10.1016/S1003-9953(11)60350-2.
- [150] K. Zhao, Z. Li, L. Bian, CO₂ methanation and co-methanation of CO and CO₂ over Mn-promoted Ni/Al₂O₃ catalysts, *Front. Chem. Sci. Eng.* 10 (2016) 273–280. doi:10.1007/s11705-016-1563-5.
- [151] A.E. Aksoylu, Z. Mısırlı, Z.İ. Önsan, Interaction between nickel and molybdenum in Ni–Mo/Al₂O₃ catalysts: I: CO₂ methanation and SEM-TEM studies, *Appl. Catal. Gen.* 168 (1998) 385–397. doi:10.1016/S0926-860X(97)00369-4.
- [152] J. Zhang, Z. Xin, X. Meng, Y. Lv, M. Tao, Effect of MoO₃ on Structures and Properties of Ni–SiO₂ Methanation Catalysts Prepared by the Hydrothermal Synthesis Method, *Ind. Eng. Chem. Res.* 52 (2013) 14533–14544. doi:10.1021/ie401708h.
- [153] H. Takano, Y. Kirihata, K. Izumiya, N. Kumagai, H. Habazaki, K. Hashimoto, Highly active Ni/Y-doped ZrO₂ catalysts for CO₂ methanation, *Appl. Surf. Sci.* 388 (2016) 653–663. doi:10.1016/j.apsusc.2015.11.187.
- [154] D. Pandey, G. Deo, Effect of support on the catalytic activity of supported Ni–Fe catalysts for the CO₂ methanation reaction, *J. Ind. Eng. Chem.* 33 (2016) 99–107. doi:10.1016/j.jiec.2015.09.019.
- [155] C. Mebrahtu, F. Krebs, S. Perathoner, S. Abate, G. Centi, R. Palkovits, Hydrotalcite based Ni–Fe/(Mg, Al)_xO_y catalysts for CO₂ methanation – tailoring Fe content for improved CO dissociation, basicity, and particle size, *Catal. Sci. Technol.* 8 (2018) 1016–1027. doi:10.1039/C7CY02099F.
- [156] B. Mutz, M. Belimov, W. Wang, P. Sprenger, M.-A. Serrer, D. Wang, P. Pfeifer, W. Kleist, J.-D. Grunwaldt, Potential of an Alumina-Supported Ni₃Fe Catalyst in the Methanation of CO₂: Impact of Alloy Formation on Activity and Stability, *ACS Catal.* 7 (2017) 6802–6814. doi:10.1021/acscatal.7b01896.
- [157] T. Burger, F. Koschany, O. Thomys, K. Köhler, O. Hinrichsen, CO₂ methanation over Fe- and Mn-promoted co-precipitated Ni–Al catalysts: Synthesis, characterization and catalysis study, *Appl. Catal. Gen.* 558 (2018) 44–54. doi:10.1016/j.apcata.2018.03.021.
- [158] I. Michielsen, Y. Uytendhouwen, J. Pype, B. Michielsen, J. Mertens, F. Reniers, V. Meynen, A. Bogaerts, CO₂ dissociation in a packed bed DBD reactor: First steps towards a better understanding of plasma catalysis, *Chem. Eng. J.* 326 (2017) 477–488. doi:10.1016/j.cej.2017.05.177.
- [159] Y. Uytendhouwen, S. Van Alphen, I. Michielsen, V. Meynen, P. Cool, A. Bogaerts, A packed-bed DBD micro plasma reactor for CO₂ dissociation: Does size matter?, *Chem. Eng. J.* 348 (2018) 557–568. doi:10.1016/j.cej.2018.04.210.
- [160] J.-Y. Wang, G.-G. Xia, A. Huang, S.L. Suib, Y. Hayashi, H. Matsumoto, CO₂ Decomposition Using Glow Discharge Plasmas, *J. Catal.* 185 (1999) 152–159. doi:10.1006/jcat.1999.2499.

- [161] R. Castell, E.J. Iglesias, J. Ruiz-Camacho, Glow discharge plasma properties of gases of environmental interest, *Braz. J. Phys.* 34 (2004) 1734–1737. doi:10.1590/S0103-97332004000800040.
- [162] G. Chen, V. Georgieva, T. Godfroid, R. Snyders, M.-P. Delplancke-Ogletree, Plasma assisted catalytic decomposition of CO₂, *Appl. Catal. B Environ.* 190 (2016) 115–124. doi:10.1016/j.apcatb.2016.03.009.
- [163] B. Eliasson, U. Kogelschatz, B. Xue, L.-M. Zhou, Hydrogenation of Carbon Dioxide to Methanol with a Discharge-Activated Catalyst, *Ind. Eng. Chem. Res.* 37 (1998) 3350–3357. doi:10.1021/ie9709401.
- [164] Y. Zeng, X. Tu, Plasma-Catalytic CO₂ Hydrogenation at Low Temperatures, *IEEE Trans. Plasma Sci.* 44 (2016) 405–411. doi:10.1109/TPS.2015.2504549.
- [165] C. De Bie, J. van Dijk, A. Bogaerts, CO₂ Hydrogenation in a Dielectric Barrier Discharge Plasma Revealed, *J. Phys. Chem. C.* 120 (2016) 25210–25224. doi:10.1021/acs.jpcc.6b07639.
- [166] Y. Zeng, X. Tu, Plasma-catalytic hydrogenation of CO₂ for the cogeneration of CO and CH₄ in a dielectric barrier discharge reactor: effect of argon addition, *J. Phys. Appl. Phys.* 50 (2017) 184004. doi:10.1088/1361-6463/aa64bb.
- [167] M.C. Bacariza, M. Biset-Peiró, I. Graça, J. Guilera, J. Morante, J.M. Lopes, T. Andreu, C. Henriques, DBD plasma-assisted CO₂ methanation using zeolite-based catalysts: Structure composition-reactivity approach and effect of Ce as promoter, *J. CO₂ Util.* 26 (2018) 202–211. doi:10.1016/j.jcou.2018.05.013.
- [168] E.Y. Mora, A. Sarmiento, E. Vera, Alumina and quartz as dielectrics in a dielectric barrier discharges DBD system for CO₂ hydrogenation, *J. Phys. Conf. Ser.* 687 (2016) 012020. doi:10.1088/1742-6596/687/1/012020.
- [169] C.J. Lee, D.H. Lee, T. Kim, Enhancement of methanation of carbon dioxide using dielectric barrier discharge on a ruthenium catalyst at atmospheric conditions, *Catal. Today.* 293–294 (2017) 97–104. doi:10.1016/j.cattod.2017.01.022.
- [170] J.F. de la Fuente, S.H. Moreno, A.I. Stankiewicz, G.D. Stefanidis, Reduction of CO₂ with hydrogen in a non-equilibrium microwave plasma reactor, *Int. J. Hydrog. Energy.* 41 (2016) 21067–21077. doi:10.1016/j.ijhydene.2016.08.032.
- [171] G. Chen, N. Britun, T. Godfroid, V. Georgieva, R. Snyders, Marie-Paule Delplancke-Ogletree, An overview of CO₂ conversion in a microwave discharge: the role of plasma-catalysis, *J. Phys. Appl. Phys.* 50 (2017) 084001. doi:10.1088/1361-6463/aa5616.
- [172] L. Maya, Plasma-assisted reduction of carbon dioxide in the gas phase, *J. Vac. Sci. Technol. A.* 18 (2000) 285–287. doi:10.1116/1.582148.
- [173] S. Dobrea, I. Mihaila, V. Tiron, G. Popa, A.I. Cuza, OPTICAL AND MASS SPECTROMETRY DIAGNOSIS OF A CO₂ MICROWAVE PLASMA DISCHARGE, *Romanian Rep. Phys.* 66 (n.d.) 1147–1154.
- [174] N. Hayashi, T. Yamakawa, S. Baba, Effect of additive gases on synthesis of organic compounds from carbon dioxide using non-thermal plasma produced by atmospheric surface discharges, *Vacuum.* 80 (2006) 1299–1304. doi:10.1016/j.vacuum.2006.01.062.
- [175] M. Kano, G. Satoh, S. Iizuka, Reforming of Carbon Dioxide to Methane and Methanol by Electric Impulse Low-Pressure Discharge with Hydrogen, *Plasma Chem. Plasma Process.* 32 (2012) 177–185. doi:10.1007/s11090-011-9333-0.
- [176] R. Yang, D. Zhang, K. Zhu, H. Zhou, X. Ye, A.W. Kleyn, Y. Hu, Q. Huang, In Situ Study of the Conversion reaction of CO₂ and CO₂-H₂ Mixtures in Radio Frequency Discharge Plasma, *Acta Phys.-Chim. Sin.* 35 (2019) 292–298.
- [177] K. Arita, S. Iizuka, Production of CH₄ in a Low-Pressure CO₂/H₂ Discharge with Magnetic Field, *J. Mater. Sci. Chem. Eng.* 03 (2015) 69. doi:10.4236/msce.2015.312011.
- [178] S. Kato, S.J. Lee, EXPERIMENTAL STUDY ON PLASMA-ASSISTED MASS CONVERSIONS OF CO₂ PURE AND (CO₂ + H₂) MIXTURE MOLECULES, (1997). doi:info:doi/10.1080/108939597200269.

- [179] W.F.L.M. Hoeben, E.J.M. van Heesch, F.J.C.M. Beckers, W. Boekhoven, A.J.M. Pemen, Plasma-Driven Water Assisted CO₂ Methanation, *IEEE Trans. Plasma Sci.* 43 (2015) 1954–1958. doi:10.1109/TPS.2015.2429316.
- [180] F. Azzolina-Jury, D. Bento, C. Henriques, F. Thibault-Starzyk, Chemical engineering aspects of plasma-assisted CO₂ hydrogenation over nickel zeolites under partial vacuum, *J. CO₂ Util.* 22 (2017) 97–109. doi:10.1016/j.jcou.2017.09.017.
- [181] F. Azzolina-Jury, F. Thibault-Starzyk, Mechanism of Low Pressure Plasma-Assisted CO₂ Hydrogenation Over Ni-USY by Microsecond Time-resolved FTIR Spectroscopy, *Top. Catal.* 60 (2017) 1709–1721. doi:10.1007/s11244-017-0849-2.
- [182] R. Debek, D. Wierzbicki, M. Motak, M.E. Galvez, P.D. Costa, F.A. JURY, Operando FT-IR study on basicity improvement of Ni(Mg,Al)O hydrotalcite-derived catalysts promoted by glow plasma discharge, *Plasma Sci. Technol.* (2018). doi:10.1088/2058-6272/aaf759.
- [183] R. Dębek, F. Azzolina-Jury, A. Travert, F. Maugé, F. Thibault-Starzyk, Low-pressure glow discharge plasma-assisted catalytic CO₂ hydrogenation—The effect of metal oxide support on the performance of the Ni-based catalyst, *Catal. Today.* 337 (2019) 182–194. doi:10.1016/j.cattod.2019.03.039.
- [184] A. Parastayev, W.F.L.M. Hoeben, B.E.J.M. van Heesch, N. Kosinov, E.J.M. Hensen, Temperature-programmed plasma surface reaction: An approach to determine plasma-catalytic performance, *Appl. Catal. B Environ.* 239 (2018) 168–177. doi:10.1016/j.apcatb.2018.08.011.
- [185] C. Liu, G.P. Vissokov, B.W.-L. Jang, Catalyst preparation using plasma technologies, *Catal. Today.* 72 (2002) 173–184. doi:10.1016/S0920-5861(01)00491-6.
- [186] C. Liu, M. Li, J. Wang, X. Zhou, Q. Guo, J. Yan, Y. Li, Plasma methods for preparing green catalysts: Current status and perspective, *Chin. J. Catal.* 37 (2016) 340–348. doi:10.1016/S1872-2067(15)61020-8.
- [187] X. Zhang, W. Sun, W. Chu, Effect of glow discharge plasma treatment on the performance of Ni/SiO₂ catalyst in CO₂ methanation, *J. Fuel Chem. Technol.* 41 (2013) 96–101. doi:10.1016/S1872-5813(13)60012-2.
- [188] L. Bian, L. Zhang, R. Xia, Z. Li, Enhanced low-temperature CO₂ methanation activity on plasma-prepared Ni-based catalyst, *J. Nat. Gas Sci. Eng.* 27 (2015) 1189–1194. doi:10.1016/j.jngse.2015.09.066.
- [189] R. Zhou, N. Rui, Z. Fan, C. Liu, Effect of the structure of Ni/TiO₂ catalyst on CO₂ methanation, *Int. J. Hydrog. Energy.* 41 (2016) 22017–22025. doi:10.1016/j.ijhydene.2016.08.093.
- [190] P. Shi, C.-J. Liu, Characterization of Silica Supported Nickel Catalyst for Methanation with Improved Activity by Room Temperature Plasma Treatment, *Catal. Lett.* 133 (2009) 112. doi:10.1007/s10562-009-0163-0.
- [191] X. Yan, B. Zhao, Y. Liu, Y. Li, Dielectric barrier discharge plasma for preparation of Ni-based catalysts with enhanced coke resistance: Current status and perspective, *Catal. Today.* 256 (2015) 29–40. doi:10.1016/j.cattod.2015.04.045.
- [192] Z.-H. Li, S.-X. Tian, H.-T. Wang, H.-B. Tian, Plasma treatment of Ni catalyst via a corona discharge, *J. Mol. Catal. Chem.* 211 (2004) 149–153. doi:10.1016/j.molcata.2003.10.003.
- [193] Y.H. Hu, E. Ruckenstein, Catalytic Conversion of Methane to Synthesis Gas by Partial Oxidation and CO₂ Reforming, in: *Adv. Catal.*, Academic Press, 2004: pp. 297–345. doi:10.1016/S0360-0564(04)48004-3.
- [194] H. Kierzkowska-Pawlak, P. Tracz, W. Redzynia, J. Tyczkowski, Plasma deposited novel nanocatalysts for CO₂ hydrogenation to methane, *J. CO₂ Util.* 17 (2017) 312–319. doi:10.1016/j.jcou.2016.12.013.
- [195] L. Wang, Y. Yi, H. Guo, X. Tu, Atmospheric Pressure and Room Temperature Synthesis of Methanol through Plasma-Catalytic Hydrogenation of CO₂, *ACS Catal.* 8 (2018) 90–100. doi:10.1021/acscatal.7b02733.
- [196] K. Oshima, T. Shinagawa, Y. Nogami, R. Manabe, S. Ogo, Y. Sekine, Low temperature catalytic reverse water gas shift reaction assisted by an electric field, *Catal. Today.* 232 (2014) 27–32. doi:10.1016/j.cattod.2013.11.035.

- [197] Y. Zeng, X. Tu, Plasma-Catalytic CO₂ Hydrogenation at Low Temperatures, *IEEE Trans. Plasma Sci.* 44 (2016) 405–411. doi:10.1109/TPS.2015.2504549.
- [198] M. Mikhail, B. Wang, R. Jalain, S. Cavadias, M. Tatoulian, S. Ognier, M.E. Gálvez, P. Da Costa, Plasma-catalytic hybrid process for CO₂ methanation: optimization of operation parameters, *React. Kinet. Mech. Catal.* (2018). doi:10.1007/s11144-018-1508-8.
- [199] F. Azzolina-Jury, Novel boehmite transformation into γ -alumina and preparation of efficient nickel base alumina porous extrudates for plasma-assisted CO₂ methanation, *J. Ind. Eng. Chem.* (2018). doi:10.1016/j.jiec.2018.11.053.
- [200] M. Nizio, A. Albarazi, S. Cavadias, J. Amouroux, M.E. Galvez, P. Da Costa, Hybrid plasma-catalytic methanation of CO₂ at low temperature over ceria zirconia supported Ni catalysts, *Int. J. Hydrog. Energy.* 41 (2016) 11584–11592. doi:10.1016/j.ijhydene.2016.02.020.
- [201] J. Amouroux, S. Cavadias, Electrocatalytic reduction of carbon dioxide under plasma DBD process, *J. Phys. Appl. Phys.* 50 (2017) 465501. doi:10.1088/1361-6463/aa8b56.
- [202] E. Jwa, Y.S. Mok, S.B. Lee, Nonthermal plasma-assisted catalytic methanation of CO and CO₂ over nickel-loaded alumina, in: 2011: pp. 361–368. doi:10.2495/ESUS110311.
- [203] E. Jwa, S.B. Lee, H.W. Lee, Y.S. Mok, Plasma-assisted catalytic methanation of CO and CO₂ over Ni-zeolite catalysts, *Fuel Process. Technol.* 108 (2013) 89–93. doi:10.1016/j.fuproc.2012.03.008.
- [204] M. Nizio, R. Benrabbah, M. Krzak, R. Debek, M. Motak, S. Cavadias, M.E. Gálvez, P. Da Costa, Low temperature hybrid plasma-catalytic methanation over Ni-Ce-Zr hydrotalcite-derived catalysts, *Catal. Commun.* 83 (2016) 14–17. doi:10.1016/j.catcom.2016.04.023.
- [205] R. Benrabbah, C. Cavaniol, H. Liu, S. Ognier, S. Cavadias, M.E. Gálvez, P. Da Costa, Plasma DBD activated ceria-zirconia-promoted Ni-catalysts for plasma catalytic CO₂ hydrogenation at low temperature, *Catal. Commun.* 89 (2017) 73–76. doi:10.1016/j.catcom.2016.10.028.
- [206] M. Biset-Peiró, J. Guilera, T. Zhang, J. Arbiol, T. Andreu, On the role of ceria in Ni-Al₂O₃ catalyst for CO₂ plasma methanation, *Appl. Catal. Gen.* 575 (2019) 223–229. doi:10.1016/j.apcata.2019.02.028.
- [207] D. Wierzbicki, M.V. Moreno, S. Ognier, M. Motak, T. Grzybek, P. Da Costa, M.E. Gálvez, Ni-Fe layered double hydroxide derived catalysts for non-plasma and DBD plasma-assisted CO₂ methanation, *Int. J. Hydrog. Energy.* (2019). doi:10.1016/j.ijhydene.2019.06.095.