



**HAL**  
open science

## **The Third and Fourth Workshops on Spectral Line Shapes in Plasma Code Comparison: Isolated Lines**

Sylvie Sahal-Bréchet, Evgeny Stambulchik, Milan Dimitrijević, Spiros Alexiou, Bin Duan, Véronique Bommier

### ► **To cite this version:**

Sylvie Sahal-Bréchet, Evgeny Stambulchik, Milan Dimitrijević, Spiros Alexiou, Bin Duan, et al.. The Third and Fourth Workshops on Spectral Line Shapes in Plasma Code Comparison: Isolated Lines. *Atoms*, 2018, 6 (2), pp.30. <10.3390/atoms6020030>. <hal-02345899>

**HAL Id: hal-02345899**

**<https://hal.science/hal-02345899v1>**

Submitted on 17 Dec 2020

**HAL** is a multi-disciplinary open access archive for the deposit and dissemination of scientific research documents, whether they are published or not. The documents may come from teaching and research institutions in France or abroad, or from public or private research centers.

L'archive ouverte pluridisciplinaire **HAL**, est destinée au dépôt et à la diffusion de documents scientifiques de niveau recherche, publiés ou non, émanant des établissements d'enseignement et de recherche français ou étrangers, des laboratoires publics ou privés.



HAL Authorization

Article

# The Third and Fourth Workshops on Spectral Line Shapes in Plasma Code Comparison: Isolated Lines

Sylvie Sahal-Bréchet <sup>1,\*</sup> , Evgeny Stambulchik <sup>2</sup> , Milan S. Dimitrijević <sup>1,3</sup> , Spiros Alexiou <sup>4</sup>, Bin Duan <sup>5</sup>  and Véronique Bommier <sup>6</sup> 

<sup>1</sup> Observatoire de Paris, Sorbonne Université, Université PSL, CNRS, LERMA, F-92190 Meudon, France

<sup>2</sup> Faculty of Physics, Weizmann Institute of Science, Rehovot 7610001, Israel; Evgeny.Stambulchik@weizmann.ac.il

<sup>3</sup> Astronomical Observatory, Volgina 7, 11060 Belgrade 38, Serbia; mdimitrijevic@aob.bg.ac.rs

<sup>4</sup> Hellenic Army Academy, Varis-Koropiou Avenue, P. O. 16673 Vari, Greece; moka1@otenet.gr

<sup>5</sup> Institute of Applied Physics and Computation Mathematics, Beijing 100088, China; alexduan1967@hotmail.com

<sup>6</sup> LESIA, Observatoire de Paris, Université PSL, CNRS, Sorbonne Université, Univ. Paris Diderot, Sorbonne Paris Cité, 5 place Jules Janssen, 92195 Meudon, France; veronique.bommier@obspm.fr

\* Correspondence: Sylvie.Sahal-Brechot@obspm.fr; Tel.: +33-1450-77442; Fax: +33-1450-77100

Received: 18 March 2018; Accepted: 18 May 2018; Published: 31 May 2018

**Abstract:** The purpose of the Spectral Line Shapes in Plasmas (SLSP) code comparison workshop is to compare different computational and analytical methods, in order to pinpoint sources of disagreements, infer limits of applicability, and assess accuracy. The present paper reviews a part of the results of the third (2015) and fourth (2017) workshops related to isolated lines.

**Keywords:** spectral line shapes; Stark broadening; cross-sections

## 1. Introduction

Line-shape analysis is a very important tool for diagnostics of both laboratory and space plasmas. With the increasing sensitivity of measurements and spectral resolution, in all domains of wavelengths from far UV to infrared, reliable diagnostics need accurate calculations. Pressure broadening of spectral lines arises when an atom, ion, or molecule which emits or absorbs light in a gas or a plasma, is perturbed by its interactions with other particles of the medium. When projectiles are electron or ions, this is the so-called Stark broadening. It has been extensively developed for about 50 years and several different methods and numerical codes exist of varying complexity, and, necessarily, varying limits of applicability and accuracy.

The Spectral Line Shapes in Plasma (SLSP) recurrent workshop [1] concerns Stark broadening of neutral or ionized atomic lines, and its aim is to compare different computational and analytical methods, in order to pinpoint sources of disagreements, infer limits of applicability, and assess accuracy. Numerous computational cases are considered in these workshops. They not only serve the purpose of code comparison, but also have applications in research of magnetic fusion, astrophysical, laser-produced plasmas, and so on. The workshop series was initiated in 2012 (SLSP1) [2], the second one (SLSP2) was held in 2013 [3] and since then the workshops are being held biannually (SLSP3 in 2015, and SLSP4 in 2017). The content of the workshop is prepared one year in advance by the participants through an on-line forum. The “Call for Submissions” [4] document defines the case problems, the comparison quantities which are required, and the detailed format of the data files that are expected. The calculations are prepared before the workshop and the results are uploaded on a dedicated web interface. All the participants can download the results to discuss and work during and after the workshop.

A review of SLSP1 and SLSP2 for so called “isolated” lines has been made earlier [5]. (We recall that the energy levels of isolated lines are not degenerate and neighbouring levels do not overlap.) In fact, the spread of the results of the cases studied in SLSP1 and SLSP2 (see, in particular, Section 4 of [5]), demanded a deeper investigation. It was a focus at SLSP3, and the detailed analysis continued at SLSP4. There were also new topics for SLSP3 and SLSP4. A summary of the results is presented in the next sections.

## 2. Presentation of the Studied Cases

The  $\Delta n = 0$  transitions in Li-like species present a puzzle by disagreement between experimental and different theoretical calculations [6–8]. At SLSP3, the  $2s - 2p$  resonance lines of the same sequence were studied with a deeper analysis of widths and shifts. The SLSP3 data also included the partial inelastic cross-sections. Only collisions with electrons in the dipole approximation were considered. The chosen lines were Li I  $2s - 2p$  and B III  $2s - 2p$ . The fine structure was ignored. At SLSP4, new topics were considered, such as the quadrupole interaction effects. The calculation of the elastic contribution in the form of pseudo “cross-section” was also added. Furthermore, the contributions of the so called “weak” and “strong” collisions were examined. As for SLSP3, only collisions with electrons were considered, the same lines were chosen, and the fine structure was still ignored.

For semiclassical models and simulations, the partial inelastic cross-sections are calculated in the following way: The  $L$ th partial wave contribution to the inelastic cross-section of transition from level  $i$  to level  $f$  ( $i \neq f$ ) is, for a given energy  $E$ :

$$\sigma_{if}^{(L)}(E) = \frac{2\pi}{g_i} \int_{R_{min}^{(L)}}^{R_{max}^{(L)}} \rho d\rho \sum_{m_i, m_f} |\langle J_i m_i | T(\rho, E) | J_f m_f \rangle|^2, \tag{1}$$

where  $\rho$  is the impact parameter of the colliding electron and  $g_i$  is the statistical weight of the initial level  $i$ .  $T = 1 - S$  is the so called transition matrix and  $S$  is the scattering matrix. The adopted  $R_{min}^{(L)}$  and  $R_{max}^{(L)}$  are

$$R_{min}^{(L)} = L \frac{\hbar}{mv} \tag{2}$$

and

$$R_{max}^{(L)} = (L + 1) \frac{\hbar}{mv}, \tag{3}$$

where  $v = \sqrt{2E/m}$ ,  $m$  is the reduced atom–electron mass, nearly equal to the electron mass, and  $L$  is the colliding electron orbital momentum. The elastic contribution has the form of a pseudo “cross-section”  $\tilde{\sigma}$ , defined by

$$\tilde{\sigma}_{if}^{(L)}(E) = \frac{2\pi}{g_i g_f} \int_{R_{min}^{(L)}}^{R_{max}^{(L)}} \rho d\rho \sum_{m_i, m_f} |\langle J_i m_i | T(\rho, E) | J_i m_i \rangle - \langle J_f m_f | T(\rho, E) | J_f m_f \rangle|^2. \tag{4}$$

In order to separate contributions of so called “weak” and “strong” collisions, the relative “strongness” of a collision is defined based on breaking the perturbative unitarity:

$$\delta_{if}(\rho, E) = \frac{1}{g_i g_f} \left| \sum_{m_i, m_f} [\langle J_i m_i | S(\rho, E) | J_i m_i \rangle \langle J_f m_f | S(\rho, E) | J_f m_f \rangle - 1] \right| \tag{5}$$

which is averaged over the partial waves contributions:

$$\delta_{if}^{(L)}(E) = \frac{2}{[R_{max}^{(L)}]^2 - [R_{min}^{(L)}]^2} \int_{R_{min}^{(L)}}^{R_{max}^{(L)}} \rho d\rho \delta_{if}(\rho, E). \tag{6}$$

The atomic data used are summarized in Table 1. The level energies and oscillator strengths are taken from NIST [9], and the quadrupole radial matrix elements are calculated by the R. D. Cowan's code [10]. Due to the restricted atomic model used (a basic two-level system), the calculations should not be considered realistic. This concerns Stark widths and, especially, Stark shifts of the lines—the true shift is a result of contributions from multiple levels with a strong cancellation [11]. The widths and shifts were calculated on a grid of fixed energies and not for a Maxwellian distribution. The Debye shielding was ignored. However, considering the chosen density and energies, it was certainly negligible.

**Table 1.** Atomic data used for the calculations: transition energies  $\Delta E$ , absorption oscillator strengths  $f$ , and the reduced quadrupole matrix elements ( $|Q|$ ).

Species	Transition	$\Delta E$ (cm <sup>-1</sup> )	$f$	( $ Q $ )
Li I	2s – 2p	14,903.89	0.7472	–30.48
B III	2s – 2p	48,381.07	0.3629	–3.328

### 3. Short Description of the Methods and Codes

The methods and codes used by the participants are briefly described in the following: a quantum code GRASP/DARC, and three semi-classical codes: SCP, and STARCODE (two variants, with and without penetrating collisions), and SimU. In addition, an improvement of the SCP method has been made, only for the inelastic neutral–electron cross-section. It is denoted hereafter as SCPVB.

- GRASP/DARC [12] calculates electron-impact broadening and shifts. They are calculated in the frame of relativistic quantum mechanics. GRASP [13] obtains the energy levels and the electronic orbitals of the  $N$ -electron target ion radiator, with the fine structure included. Then the Dirac Atomic  $R$ -matrix Code (DARC) is used to construct and solve the  $(N + 1)$ -electron colliding system (the target ion + one free electron). Thus, there is no multipole expansion of the interaction potential, which cannot be limited e.g., to only the dipole one. Solving this system of coupled equations leads to the scattering  $S$ -matrix. The widths and shifts are obtained through an adequate sum over the  $l$  quantum numbers of the perturber electron, and through an average over the Maxwell distribution of the electrons.
- SCP [14], and earlier references therein, is a semi-classical perturbation method based on the standard impact approximation, both for electron and ion projectiles. It applies for isolated lines only. The atomic structure is an external input to the code. The classical perturber moves on a straight path for neutrals, and a hyperbola for ions. The long range Coulomb interaction potential is expanded up to second order. Then, the  $S$ -matrix is obtained through a perturbation expansion in the frame of the evolution operator in interaction representation. Dipolar and quadrupole interactions are taken into account for the widths, and the dipole interaction is exclusively taken into account for the shifts. Thanks to adequate cut-offs, symmetrization and unitarity of the  $S$ -matrix are fulfilled [15]. Consequently, excitation cross-sections are zero under the threshold. Debye shielding is taken into account. Feshbach resonances for electron projectiles and ion lines are included in the code by use of the semi-classical limit of the Gailitis formula [16], but has been removed for SLSP calculations.
- SCPVB [17] improves the calculation of the electron–neutral-atom SCP inelastic cross-sections by accounting for the momentum and energy transfer during the collision. The momentum transfer is accounted for by considering the angular distribution of the velocity variation of the projectile electron in the course of the inelastic collision. This enables different weights associated to the  $m$  quantum numbers of the kinetic momentum projection along the collision  $Oz$  axis, which is also the propagation direction of the incoming electron. The symmetrization procedure is also improved, by treating the first half of the collision under the initial conditions, whereas the second half is modeled under the final conditions.

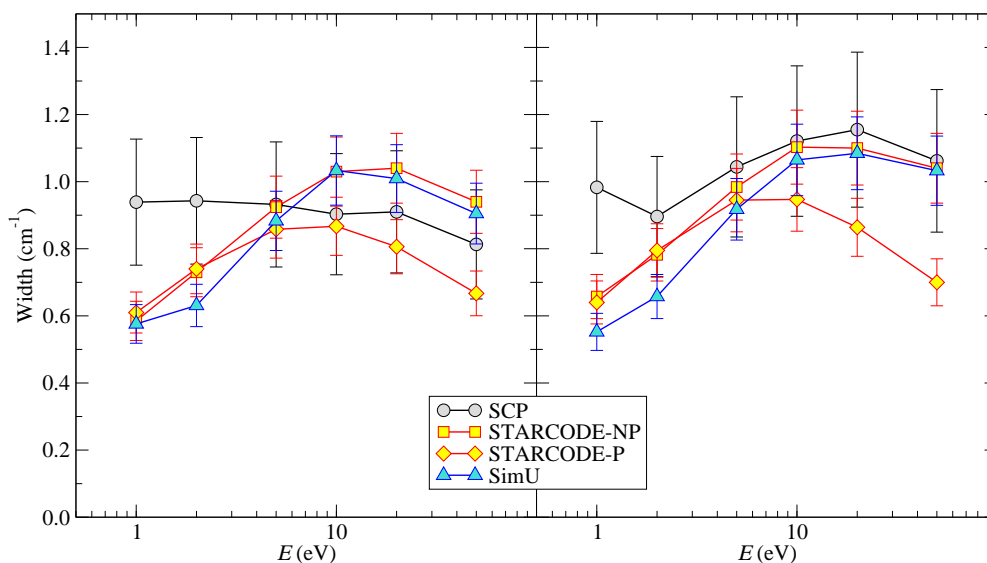
- STARCODE [18] (with and without penetration) uses the impact approximation and the complete collision approximation. The classical perturber (electron or ion) moves along a classical path: a straight line for neutral atoms, and a hyperbola for ion radiators. The atomic structure of the quantum atom can be perturbed by interactions: thus, the possibility of penetration of the perturber, which modifies (softens) the interaction, can be taken into account. The calculations with and without the penetration effect taken into account will be designated below as STARCODE-P and STARCODE-NP, respectively. Long-range and short-range terms are taken into account in the expansion of the Coulomb interaction potential in the monopole, dipole and quadrupole terms. The  $S$  matrix along with accurate estimates (based on the non-semiclassical and nonperturbative terms) is first obtained through the second-order perturbation expansion in the frame of the evolution operator in the interaction representation; since the error estimates are invariably unacceptably large, a full numerical solution of the Schrödinger equation follows, so that all results are based on this fully numerical solution. The only exception is ion broadening (not considered here), where rigorous bounds can usually show that the ion broadening is unimportant.
- SimU [19] is based on an  $N$ -body numerical simulation of the motion of the interacting plasma particles (both ions and electrons, but for the present calculations, only electrons were modeled). The interaction potential includes dipole and quadrupole terms. SimU treats isolated and overlapping lines, and dipole-allowed and dipole-forbidden radiative transitions as well. Trajectories are affected by the charge of the radiating ion and the perturbers. Since a Debye potential is assigned to the radiator, the trajectories of the perturbers are not hyperbolic for ionized elements. The evolution of the radiator is obtained from the resulting microfield histories by solving the (time-dependent) Schrödinger equation. Then, the line profile is obtained through the Fourier transform of the resulting radiator time-dependent dipole function.

#### 4. Li I $2s - 2p$

In this section, the main results of Li I  $2s - 2p$  from SLSP3 and SLSP4 are summarized. The electron density assumed is  $10^{17} \text{ cm}^{-3}$ . The grid of the electron projectile energies is  $E = 1, 2, 5, 10, 20, \text{ and } 50 \text{ eV}$ .

##### 4.1. Width and Shift

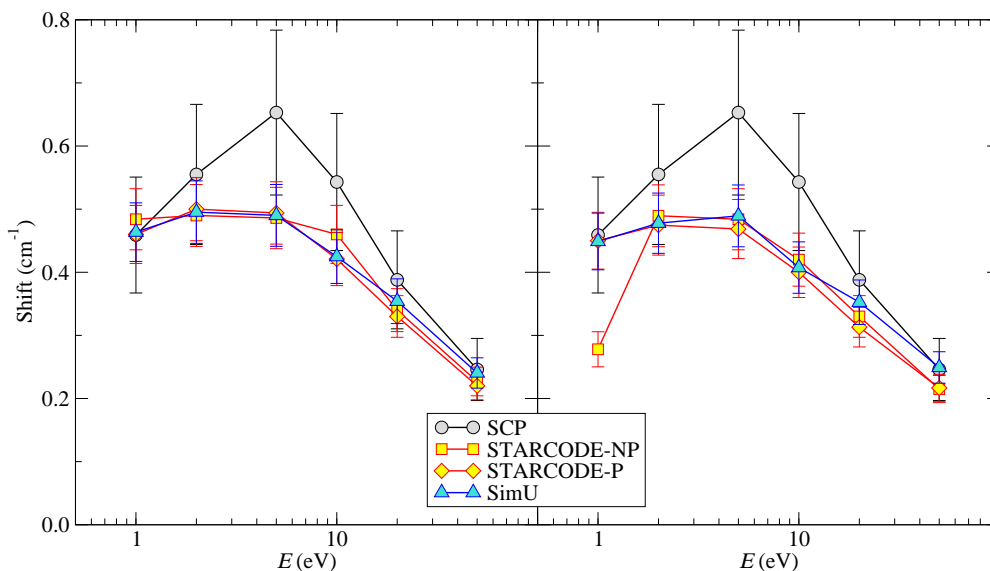
Figure 1 shows that results of the semi-classical (SC) codes are in a good agreement. The near-/under-threshold deviation between SCP, on one hand, and STARCODE and SimU, is expected. Indeed, all SC codes consider electrons as classical projectiles ignoring the back-reaction due to changes in the internal quantum degrees of freedom of the radiator. As a result, the under-threshold excitation process remains allowed and, more generally, the direct and inverse processes are related through the detailed-balance relation corresponding to  $T = \infty$ . This is clearly nonphysical with respect to cross-sections, and in SCP a symmetrization procedure [15] is used as a workaround. Due to the symmetrization, a correct microreversibility of the cross-sections in excitation and de-excitation is obtained. Consequently, the excitation cross-sections are zero under the threshold. Penetrating collisions become more important at higher energies. Comparing the left and right part of Figure 1, the effect of the quadrupole interaction is rather small for all codes (between 5% and 25%).



**Figure 1.** Li I  $2s - 2p$  FWHM as a function of the energy  $E$ . (Left) the dipole interaction is only taken into account; (Right) the dipole and quadrupole interaction are both taken into account.

We note that in this and the following figures, the error bars designate estimated theoretical uncertainties of the calculations. The details on assessing the uncertainties for each code can be found in the respective publications given in Section 3.

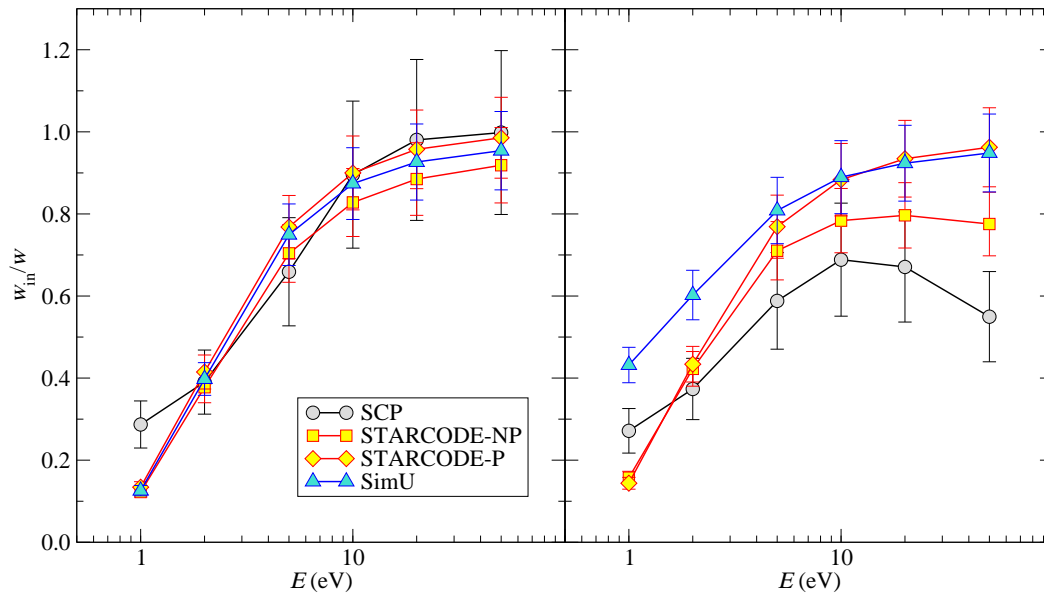
The shifts are shown in Figure 2. Again, the SC codes mutually agree, except for an unexplained discrepancy at 5 eV. The effect of penetrating collisions is negligible. Similarly to the widths, the effect of quadrupoles is rather small. It should be noted that SCP does not presently account for the quadrupole interaction when calculating the Stark shift; this will be enabled in a future version of the code. Therefore, the SCP results in the left and right panels of Figure 2 are identical.



**Figure 2.** Li I  $2s - 2p$  shift as a function of the energy  $E$ . (Left) the dipole interaction is only taken into account; (Right) the dipole and quadrupole interaction are both taken into account.

#### 4.2. Fractional Inelastic Width

The fractional inelastic width is equal to the ratio between the total inelastic cross-section (excitation + de-excitation) and the total width cross-section (i.e., width before multiplying by velocity and density). The results are shown in Figure 3. When only the dipole interaction is taken into account, all codes show a similar and expected behaviour—an increase of the contribution of the inelastic collisions when the energy increases. On the other hand, with the quadrupole interaction included, the behavior of SCP and STARCODE-NP (no penetration) show a minor decrease or saturation at higher energies.



**Figure 3.** Li I 2s – 2p fractional inelastic width as a function of energy  $E$ . **(Left)** only the dipole interaction is taken into account; **(Right)** the dipole and quadrupole interactions are both taken into account.

#### 4.3. Cross-Sections

##### 4.3.1. Total Cross-Section

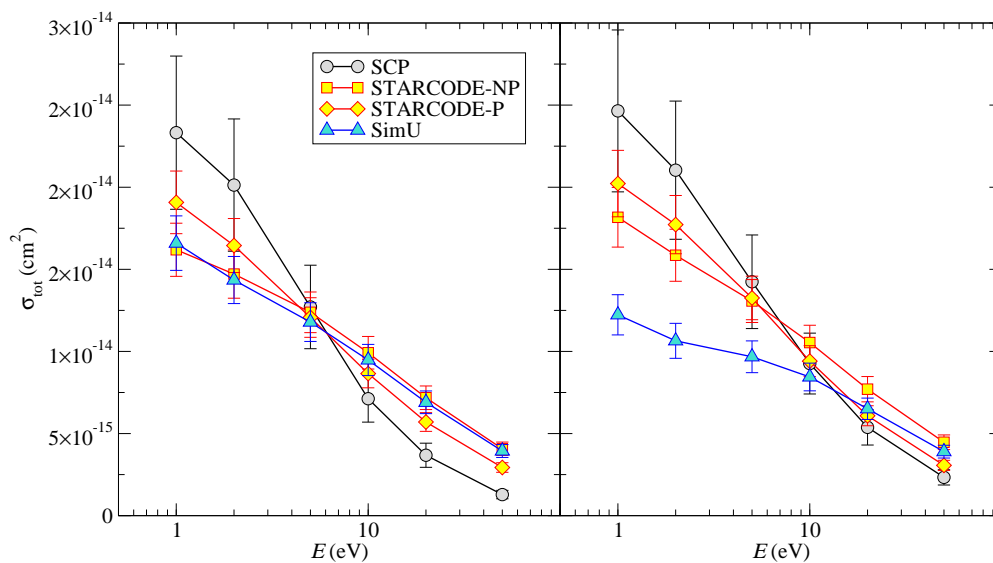
The total cross-section is a sum over  $L$  of the excitation, de-excitation, and the elastic pseudo cross-section:

$$\sigma_{if}(E) = \sum_L \left( \sigma_{if}^{(L)}(E) + \sigma_{fi}^{(L)}(E) + \tilde{\sigma}_{if}^{(L)}(E) \right) . \quad (7)$$

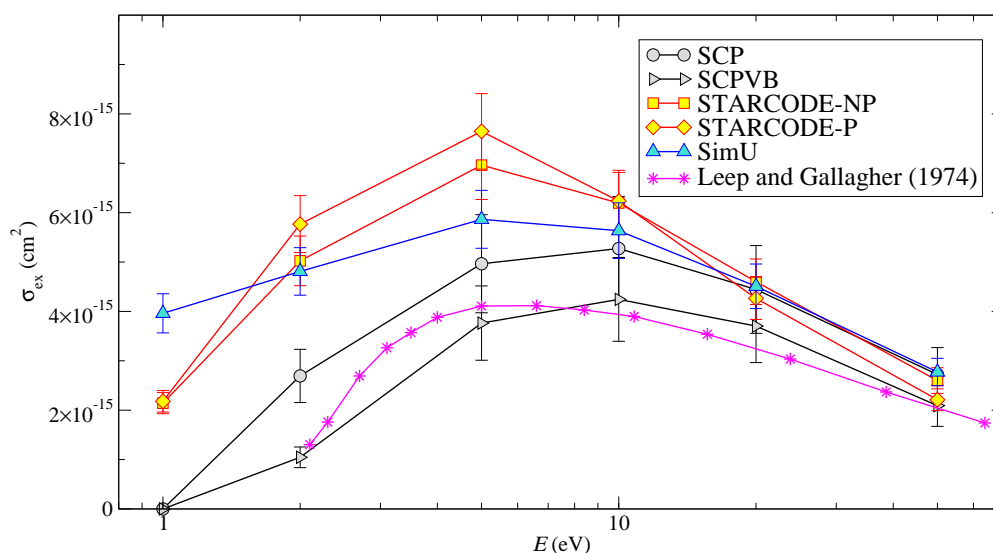
As shown by Figure 4, the difference between the codes is more pronounced than for the width and the shift.

##### 4.3.2. Inelastic Excitation Cross-Section

The results of the calculations and of the experiment [20] are shown in Figure 5. This comparison shows that the SCPVB method improves the results of the ordinary SCP inelastic cross-sections [17], in particular due to the improvement of the symmetrization procedure, such that the SCPVB results become rather close to the experimental values. Also, we note that SCP and SimU apparently have the same high- $E$  asymptote, which exceeds the experimental values by about one third.



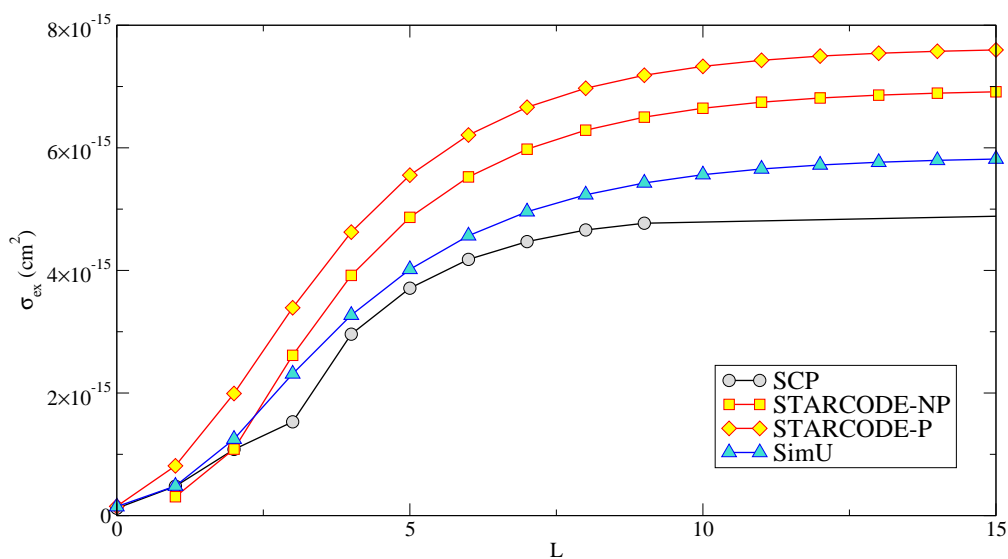
**Figure 4.** Li I  $2s - 2p$  total cross-section as a function of the energy  $E$ . (Left) the dipole interaction is only taken into account; (Right) the dipole and quadrupole interaction are both taken into account.



**Figure 5.** Li I  $2s - 2p$  excitation cross-section as a function of the energy  $E$ : comparison with experiment [20].

### 4.3.3. Partial Cumulative Excitation Cross-Section

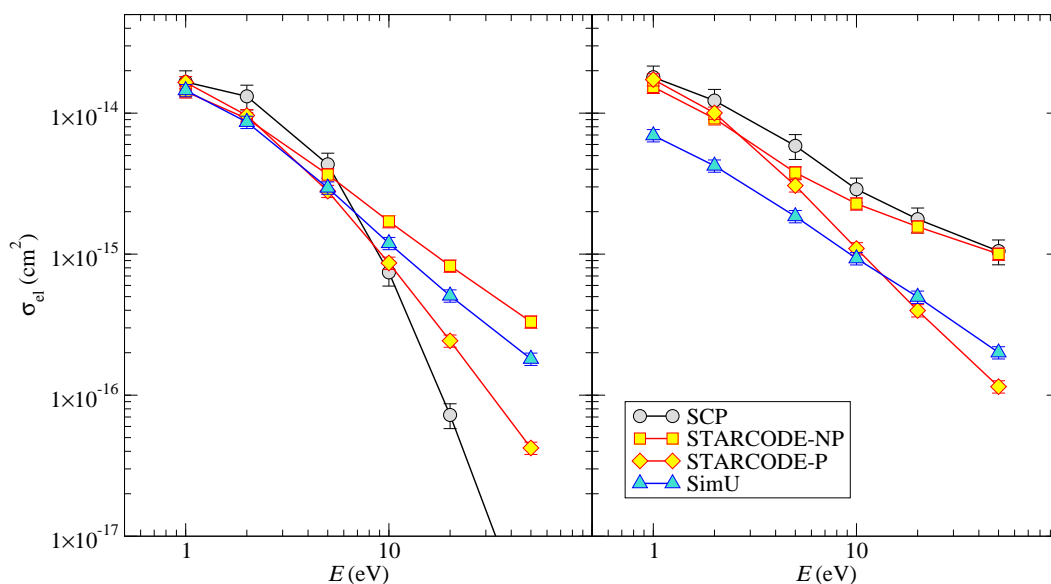
In the present paper, we show only a subset of the results, for  $E = 5$  eV (Figure 6). The figure shows that the contribution of the partial waves at first increases up to  $L \sim 5$  and then decreases, with the sum converging at  $L$  about 10. At the lower  $E = 2$  eV, the sum over  $L$  converges at  $L$  about 5. At 10 eV, the sum converges for  $L$  about 12–15, and at 20 eV, the sum converges at  $L \geq 20$ . In general, the  $S$ -wave ( $L = 0$ ) contribution is problematic for all SC codes based primarily on physical reasons. Indeed, for such an electron its “size”,  $\hbar/p$ , is larger than the impact parameter, and hence, the picture of a classical particle breaks down. However, for the sake of the present code comparison, such calculations were performed where possible.



**Figure 6.** Li I  $2s - 2p$  cumulative partial excitation cross-section as a function of  $L$ , for an energy equal to 5 eV.

#### 4.3.4. Elastic Pseudo Cross-Section

The elastic pseudo cross-sections are shown in Figure 7. The differences between the results of the codes are more significant for elastic collisions than for inelastic ones. This is expected, because elastic (pseudo) cross-sections are very sensitive to close collisions. In addition the importance of the quadrupole interaction increases with energy, which was also expected, due to the range of the interaction:  $1/r^4$  for the dipole-dipole part, and  $1/r^3$  for the quadrupole part of the interaction. It is seen that at higher  $E$ , SCP and STARCODE attribute higher relative importance to the quadrupole effect than SimU. This explains the difference in the high- $E$  tails observed in Figure 3.



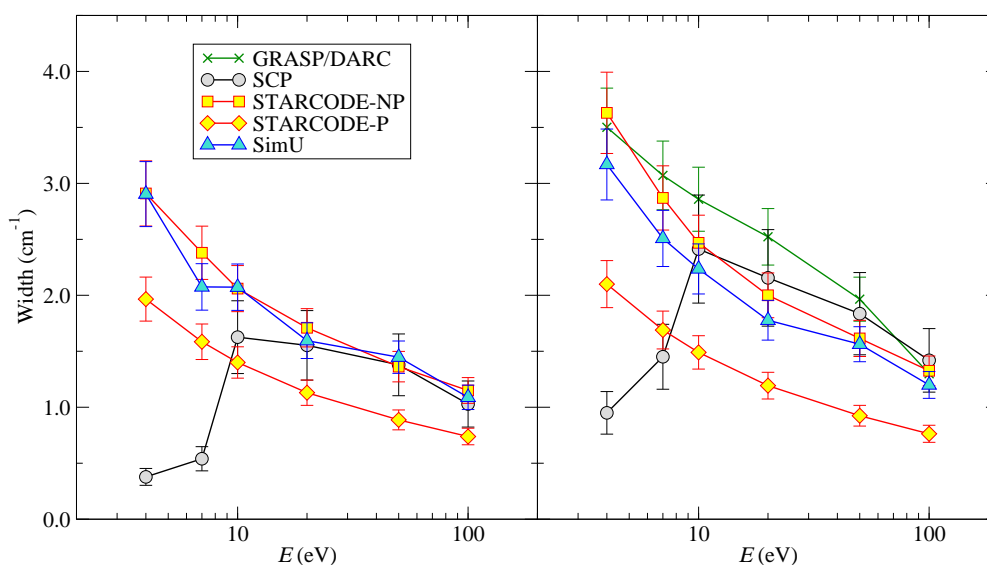
**Figure 7.** Li I  $2s - 2p$  elastic pseudo cross-section as a function of energy  $E$ . **(Left)** only the dipole interaction is taken into account; **(Right)** the dipole and quadrupole interaction are both taken into account.

### 5. B III $2s - 2p$

In this section, the main results of B III  $2s - 2p$  SLSP3 and SLSP4 are summarized. The electron density assumed is  $10^{18} \text{ cm}^{-3}$ . The grid of the electron projectile energies is  $E = 4, 7, 10, 20, 30, 50,$  and  $100 \text{ eV}$ .

#### 5.1. Width and Shift

Figure 8 shows that semi-classical (SC) codes show a mutually good agreement. The low- $E$  deviation between SCP and other SC can be explained by the symmetrization issue. The excitation part of the SCP width is zero under the threshold. If Feshbach resonances were included as usual in the SCP method for ions, the behavior of the SCP width would be similar to the others and probably of the same order of magnitude. GRASP/DARC cannot be calculated with dipole interaction only. Consequently, it appears only on the right part of Figure 8. It agrees with the SC codes. STARCODE-NP is of the same order of magnitude as SC ones, and, as expected, STARCODE with penetration is smaller. The penetrating collisions are important for all energies. Similarly to the Li I results, the effect of the quadrupole interaction is not very important.



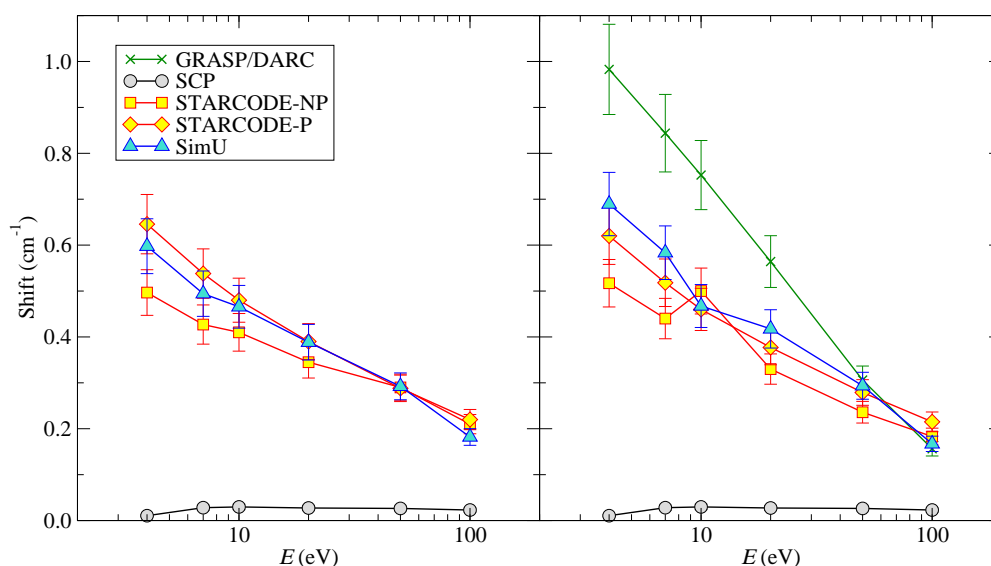
**Figure 8.** B III  $2s - 2p$  FWHM as a function of the energy  $E$ . (**Left**) only the dipole interaction is taken into account; (**Right**) the dipole and quadrupole interaction are both taken into account.

The B III  $2s - 2p$  shifts are shown in Figure 9. The SCP shifts are significantly smaller than the shifts calculated by other SC codes. A source of this discrepancy remains unclear. Again, GRASP/DARC is rather close to the other SC codes. Similar to the width, the effect of quadrupoles is minor for all codes.

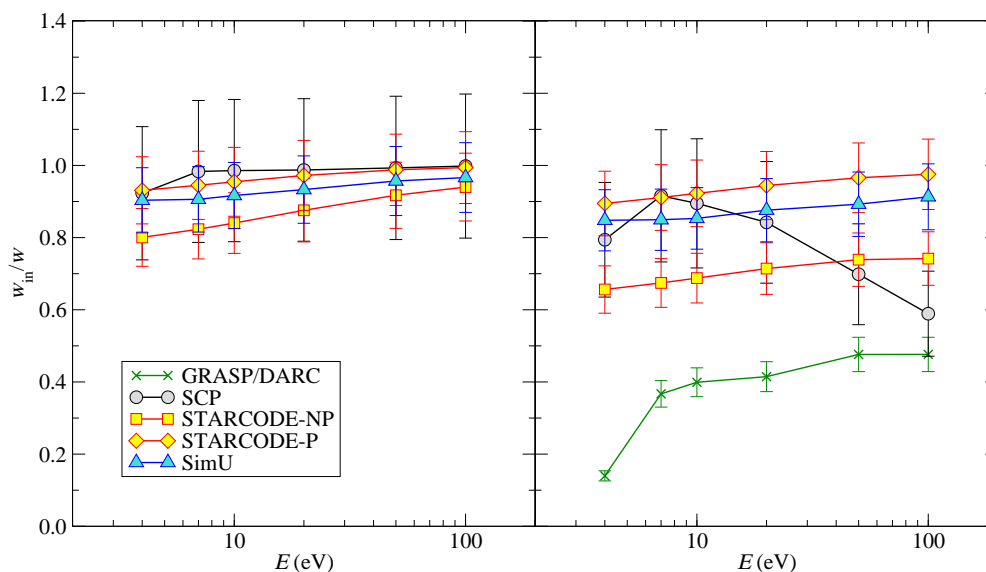
#### 5.2. Fractional Inelastic Width

Figure 10 shows results for the fractional inelastic width. If the dipole interaction is only taken into account, the results of all codes are very similar, corresponding to a major contribution of the inelastic collisions to the line broadening. However, with the quadrupole interaction taken into account, the spread between different calculations become much larger, with the GRASP/DARC values significantly lower than the others, especially at lower energies. In addition, SCP shows a behavior which qualitatively differs; the inclusion of Feshbach resonances, which were not taken into account in these calculations, might modify this comment, since it would increase the contribution of the dipole interaction under the excitation threshold. We should also recall that the inelastic quadrupole part is zero for SCP, while GRASP/DARC cannot separate the dipole part. We note that inclusion of

the quadrupole interaction also worsens agreement between SC codes in the case of elastic pseudo cross-section of Li  $2s - 2p$  (Figure 7).



**Figure 9.** B III  $2s - 2p$  shift as a function of the energy  $E$ . (Left) only the dipole interaction is taken into account; (Right) the dipole and quadrupole interaction are both taken into account.



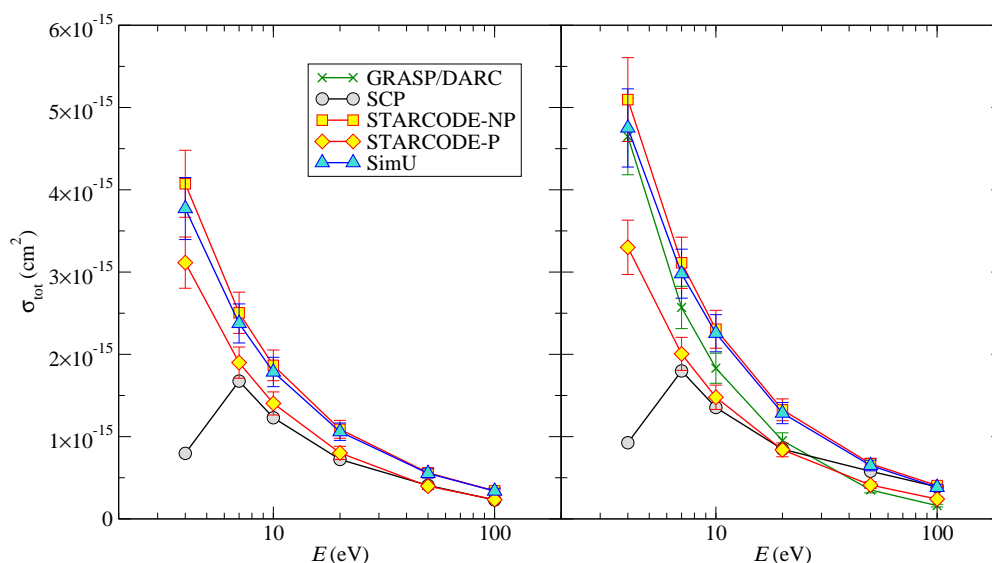
**Figure 10.** B III  $2s - 2p$  fractional inelastic width as a function of energy  $E$ . (Left) only the dipole interaction is taken into account; (Right) the dipole and quadrupole interaction are both taken into account.

### 5.3. Cross-Sections

#### 5.3.1. Total Cross-Section

The total cross-section is the sum of the total inelastic cross-section (excitation + de-excitation) and of the elastic pseudo cross-section. A comparison of the calculated results is shown in Figure 11. GRASP/DARC cannot separate dipole and quadrupole contributions. Therefore, GRASP/DARC only appears on the right part of the figure. As for Li I, SCP is zero under the threshold (6 eV for B III  $2s - 2p$ ), and the

SCP quadrupole part is zero. Its increasing behavior for low energies is explained by symmetrization and microreversibility.



**Figure 11.** B III  $2s - 2p$  total cross-section as a function of the energy  $E$ . **(Left)** only the dipole interaction is taken into account; **(Right)** the dipole and quadrupole interaction are both taken into account.

### 5.3.2. Inelastic Excitation Cross-Section

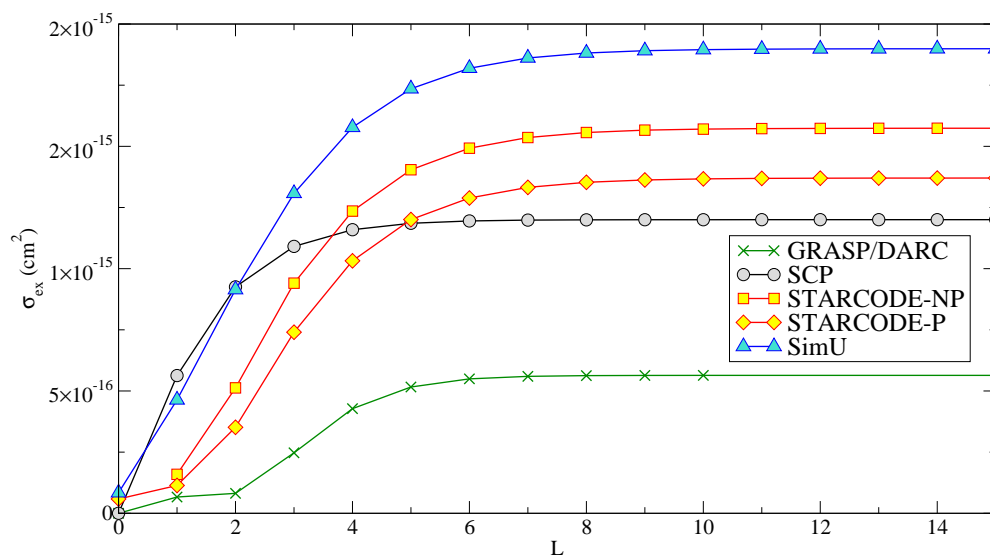
Experimental B III  $2s - 2p$  excitation cross-sections exist [21]. However, we can only compare the SLSP4 calculations for the energy  $E = 7$  eV, slightly above the threshold (6 eV). Looking at Figure 2 of that paper, we see that the experimental cross-section is equal to  $(8.5 \pm 2.0) \times 10^{-16}$  cm<sup>2</sup>. The comparison between the experiment and the results of the calculations appears in Table 2. It shows that all theoretical results, except GRASP/DARC, are higher than the experimental ones by a factor varying between 1.5 to 2. The results of GRASP/DARC reach the bottom of the error bar of the experimental result. This comparison shows that the origin of the puzzle between experimental and theoretical line widths is probably elsewhere.

**Table 2.** B III  $2s - 2p$  excitation cross-sections  $\sigma_{ex}$  for  $E = 7$  eV.

Code	$\sigma_{ex}$ ( $10^{-15}$ cm <sup>2</sup> )	Code/Experiment [21] Ratio
GRASP/DARC	0.56	0.66
SCP	1.19	1.40
STARCODE-NP	1.57	1.84
STARCODE-P	1.37	1.57
SimU	1.90	2.20

### 5.3.3. Partial Cumulative Excitation Cross-Section

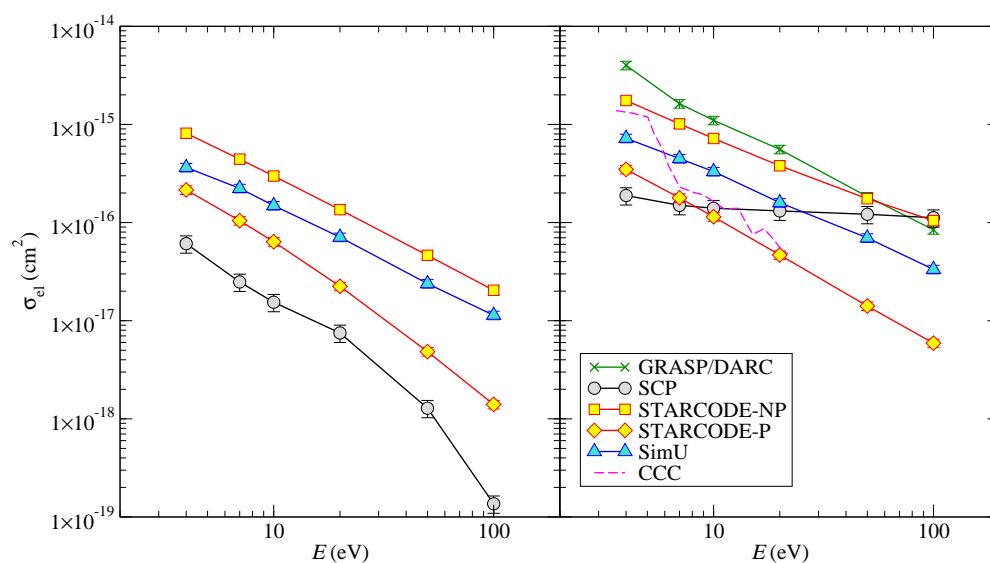
In the present paper, we will show only one example of the results: The chosen example is for  $E = 7$  eV, Figure 12. At 4 eV, under the threshold, the sum over  $L$  converges at  $L$  about 7. At 7 eV, the sum converges for  $L$  about 10. At 20 eV, the sum converges at  $L$  about 15. At 50 eV, the sum converges at  $L$  about 30, and at 100 eV, the sum converges at  $L \geq 40$ . This is expected, the higher the energy, the slower is the convergence.



**Figure 12.** B III  $2s - 2p$  cumulative excitation cross-section as a function of  $L$ , for an energy equal to 7 eV.

### 5.3.4. Elastic Pseudo Cross-Section

Figure 13 shows a large spread between the results of the different codes. In fact, close collisions are predominant for elastic collisions and this can explain this spread, because they are not well treated by approached methods. When the quadrupole part is taken into account, the SCP behavior begins to increase with energy at relatively high energies, but remains small. STARCODE-P results are the smallest, which is consistent with earlier results [8]. GRASP/DARC results are the highest. This may explain why the GRASP/DARC widths [12] are not very different from those of approached methods. For comparison, fully quantum-mechanical results calculated by the convergent close coupling (CCC) code [22], as appeared in Ref. [6], are shown. As noted in the previous SLSP workshops [5], there are significant discrepancies between CCC and GRASP/DARC. In fact, CCC seems to agree well with STARCODE with penetration at high energies and STARCODE without account of penetration for the lowest energy.



**Figure 13.** B III  $2s - 2p$  elastic pseudo cross-section as a function of the energy  $E$ . (Left) only the dipole interaction is taken into account; (Right) the dipole and quadrupole interaction are both taken into account.

## 6. Conclusions

The present paper is only a brief summary of the results of SLSP3 and SLSP4 concerning isolated lines. In general, the agreement between the semiclassical codes is rather good as long as only the dipole interaction is accounted for. However, inclusion of the quadrupole term worsens the agreement, even though the relative importance of the quadrupole interaction is typically minor for the cases here considered. This implies a significant spread in the values of the quadrupole interaction alone as calculated by different approaches. It should be noted that the quadrupole interaction was introduced in the calculation cases defined for SLSP4 for the first time. Therefore, it is expected that progress in resolving the discrepancies will be made at the next, SLSP5, workshop. In addition, resolving disagreements between fully quantal calculations is an important task in establishing benchmark values.

**Author Contributions:** Each author performed calculations and provided results using their respective code: GRASP/DARC—B.D.; SCP—S.S.-B. and M.S.D.; SCPVB—V.B.; STARCODE—S.A.; SimU—E.S. All authors participated in the discussions and in the preparation of the manuscript.

**Acknowledgments:** All the participants of SLSP are warmly thanked for numerous discussions during the workshops. The organizational and financial support from the International Atomic Energy Agency for conducting the SLSP workshops is highly appreciated and gratefully acknowledged. This work has also been supported by the Paris Observatory, the PADC (Paris Data Center-OV), the CNRS and the “Programme National de Physique Stellaire” (PNPS) of CNRS/INSU, CEA and CNES, France. A part of this work has also been supported by the LABEX Plasma project and has received financial state aid managed by the Agence Nationale de la Recherche, as part of the programme “Investissements d’avenir” under reference ANR-11-IDEX-0004-02. This work has also been supported by the VAMDC (Virtual Atomic and Molecular Data Centre). VAMDC is funded under the Combination of Collaborative Projects and Coordination and Support Actions Funding Scheme of The Seventh Framework Program. Call topic: INFRA-2008-1.2.2 Scientific Data Infrastructure, Grant Agreement number: 239108. The support of the Ministry of Education, Science and Technological Development of the Republic of Serbia through project 176002 is gratefully acknowledged. The work of E.S. was supported in part by the Israel Science Foundation.

**Conflicts of Interest:** The authors declare no conflicts of interest

## References

1. Spectral Line Shapes in Plasmas Workshops. Available online: <http://plasma-gate.weizmann.ac.il/slsp/> (accessed on 18 March 2018).
2. Stambulchik, E. Review of the 1st Spectral Line Shapes in Plasmas code comparison workshop. *High Energy Density Phys.* **2013**, *9*, 528–534. [[CrossRef](#)]
3. Stambulchik, E.; Calisti, A.; Chung, H.K.; González, M.Á. Special Issue on Spectral Line Shapes in Plasmas. *Atoms* **2014**, *2*, 378–381. [[CrossRef](#)]
4. 4th Spectral Line Shapes in Plasmas Code Comparison Workshop, Call for Submissions. Available online: <http://plasma-gate.weizmann.ac.il/uploads/slsp/4/cases.pdf> (accessed on 18 March 2018).
5. Alexiou, S.; Dimitrijević, M.S.; Sahal-Brechot, S.; Stambulchik, E.; Duan, B.; González-Herrero, D.; Gigoso, M.A. The Second Workshop on Lineshape Code Comparison: Isolated lines. *Atoms* **2014**, *2*, 157–177. [[CrossRef](#)]
6. Griem, H.R.; Ralchenko, Y.V.; Bray, I. Stark broadening of the B III  $2s - 2p$  lines. *Phys. Rev. E* **1997**, *56*, 7186–7192. [[CrossRef](#)]
7. Griem, H.R.; Ralchenko, Y.V. Electron collisional broadening of isolated lines from multiply-ionized atoms. *J. Quant. Spectrosc. Radiat. Transf.* **2000**, *65*, 287–296. [[CrossRef](#)]
8. Alexiou, S.; Lee, R.W.; Glenzer, S.H.; Castor, J.I. Analysis of discrepancies between quantal and semiclassical calculations of electron impact broadening in plasmas. *J. Quant. Spectrosc. Radiat. Transf.* **2000**, *65*, 15–22. [[CrossRef](#)]
9. Kramida, A.; Ralchenko, Y.; Reader, J.; NIST ASD Team. NIST Atomic Spectra Database (Version 5.4). Available online: <http://physics.nist.gov/asd/> (accessed on 1 December 2016).
10. Cowan, R.D. *The Theory of Atomic Structure and Spectra*; University of California Press: Berkeley, CA, USA; Los Angeles, CA, USA; London, UK, 1981.

11. Stambulchik, E.; Maron, Y. Effect of high- $n$  and continuum eigenstates on the Stark effect of resonance lines of atoms and ions. *Phys. Rev. A* **1997**, *56*, 2713–2719. [[CrossRef](#)]
12. Duan, B.; Bari, M.A.; Wu, Z.; Yan, J. Electron-impact widths and shifts of B III 2p–2s lines. *Atoms* **2014**, *2*, 207–214. [[CrossRef](#)]
13. Dyall, K.G.; Grant, I.P.; Johnson, C.T.; Parpia, F.A.; Plummer, E.P. GRASP: A general-purpose relativistic atomic structure program. *Comput. Phys. Commun.* **1989**, *55*, 425–456. [[CrossRef](#)]
14. Sahal-Bréchet, S.; Dimitrijević, M.S.; Ben Nessib, N. Widths and shifts of isolated lines of neutral and ionized atoms perturbed by collisions with electrons and ions: An outline of the semiclassical perturbation (SCP) method and of the approximations used for the calculations. *Atoms* **2014**, *2*, 225–252. [[CrossRef](#)]
15. Seaton, M.J. The impact parameter method for electron excitation of optically allowed atomic transitions. *Proc. Phys. Soc.* **1962**, *79*, 1105–1117. [[CrossRef](#)]
16. Fleurier, C.; Sahal-Brechet, S.; Chapelpe, J. Stark profiles of some ion lines of alkaline earth elements. *J. Quant. Spectrosc. Radiat. Transf.* **1977**, *17*, 595–604. [[CrossRef](#)]
17. Bommier, V. *Semi-Classical Collision Formalism with Energy and Momentum Transfer*; Solar Polarization 4; Casini, R., Lites, B.W., Eds.; ASP Conference Series; Astronomical Society of the Pacific: San Francisco, CA, USA, 2006; Volume 358, pp. 245–255.
18. Alexiou, S.; Lee, R.W. Semiclassical calculations of line broadening in plasmas: Comparison with quantal results. *J. Quant. Spectrosc. Radiat. Transf.* **2006**, *99*, 10–20. [[CrossRef](#)]
19. Stambulchik, E.; Maron, Y. A study of ion-dynamics and correlation effects for spectral line broadening in plasma: K-shell lines. *J. Quant. Spectrosc. Radiat. Transf.* **2006**, *99*, 730–749. [[CrossRef](#)]
20. Leep, D.; Gallagher, A. Electron excitation of the lithium 6708-Å resonance line. *Phys. Rev. A* **1974**, *10*, 1082–1090. [[CrossRef](#)]
21. Voitke, O.; Djurić, N.; Dunn, G.H.; Bannister, M.E.; Smith, A.C.H.; Wallbank, B.; Badnell, N.R.; Pindzola, M.S. Absolute cross sections for excitation of the  $2s^2S \rightarrow 2p^2P$  transition in  $B^{2+}$  and for electron-impact single ionization of  $B^{2+}$ . *Phys. Rev. A* **1998**, *58*, 4512–4517. [[CrossRef](#)]
22. Bray, I.; Fursa, D.V.; Kheifets, A.S.; Stelbovics, A.T. Electrons and photons colliding with atoms: Development and application of the convergent close-coupling method. *J. Phys. B At. Mol. Opt. Phys.* **2002**, *35*, R117. [[CrossRef](#)]



© 2018 by the authors. Licensee MDPI, Basel, Switzerland. This article is an open access article distributed under the terms and conditions of the Creative Commons Attribution (CC BY) license (<http://creativecommons.org/licenses/by/4.0/>).