



# Lipids behaviour in aqueous solution of disrupted microalgae cultivated under nitrogen starving conditions: molecular simulation compared to experimental study of representative synthetic mixtures

Estelle Couallier, Erika Clavijo, Bin Huzaini, Cécile Monteux, Bernard Rousseau

## ► To cite this version:

Estelle Couallier, Erika Clavijo, Bin Huzaini, Cécile Monteux, Bernard Rousseau. Lipids behaviour in aqueous solution of disrupted microalgae cultivated under nitrogen starving conditions: molecular simulation compared to experimental study of representative synthetic mixtures. International conference on Renewable Resources and Biorefineries (RRB 12), May 2016, Ghent, Belgium. hal-02345456

**HAL Id: hal-02345456**

**<https://hal.science/hal-02345456v1>**

Submitted on 6 Nov 2019

**HAL** is a multi-disciplinary open access archive for the deposit and dissemination of scientific research documents, whether they are published or not. The documents may come from teaching and research institutions in France or abroad, or from public or private research centers.

L'archive ouverte pluridisciplinaire **HAL**, est destinée au dépôt et à la diffusion de documents scientifiques de niveau recherche, publiés ou non, émanant des établissements d'enseignement et de recherche français ou étrangers, des laboratoires publics ou privés.

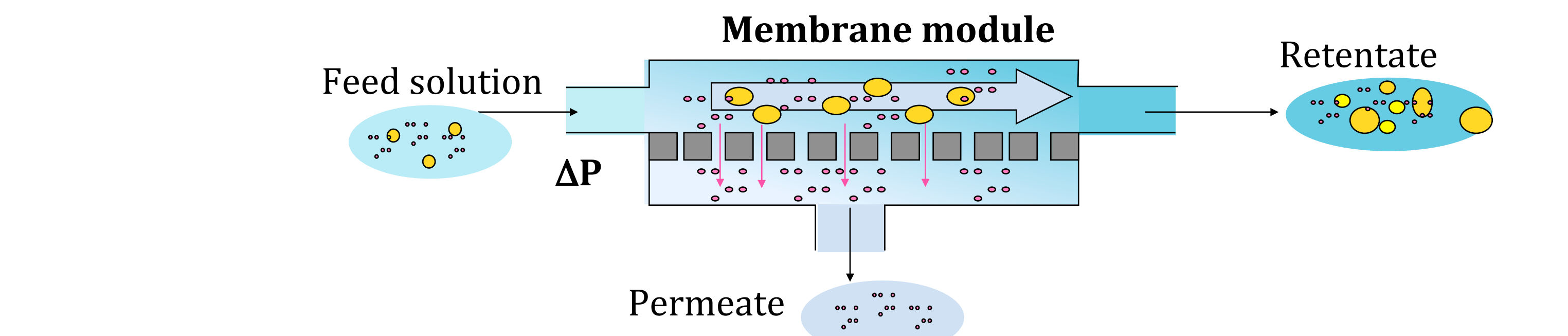


# Lipids behaviour in aqueous solution of disrupted microalgae : molecular simulation of representative synthetic mixtures

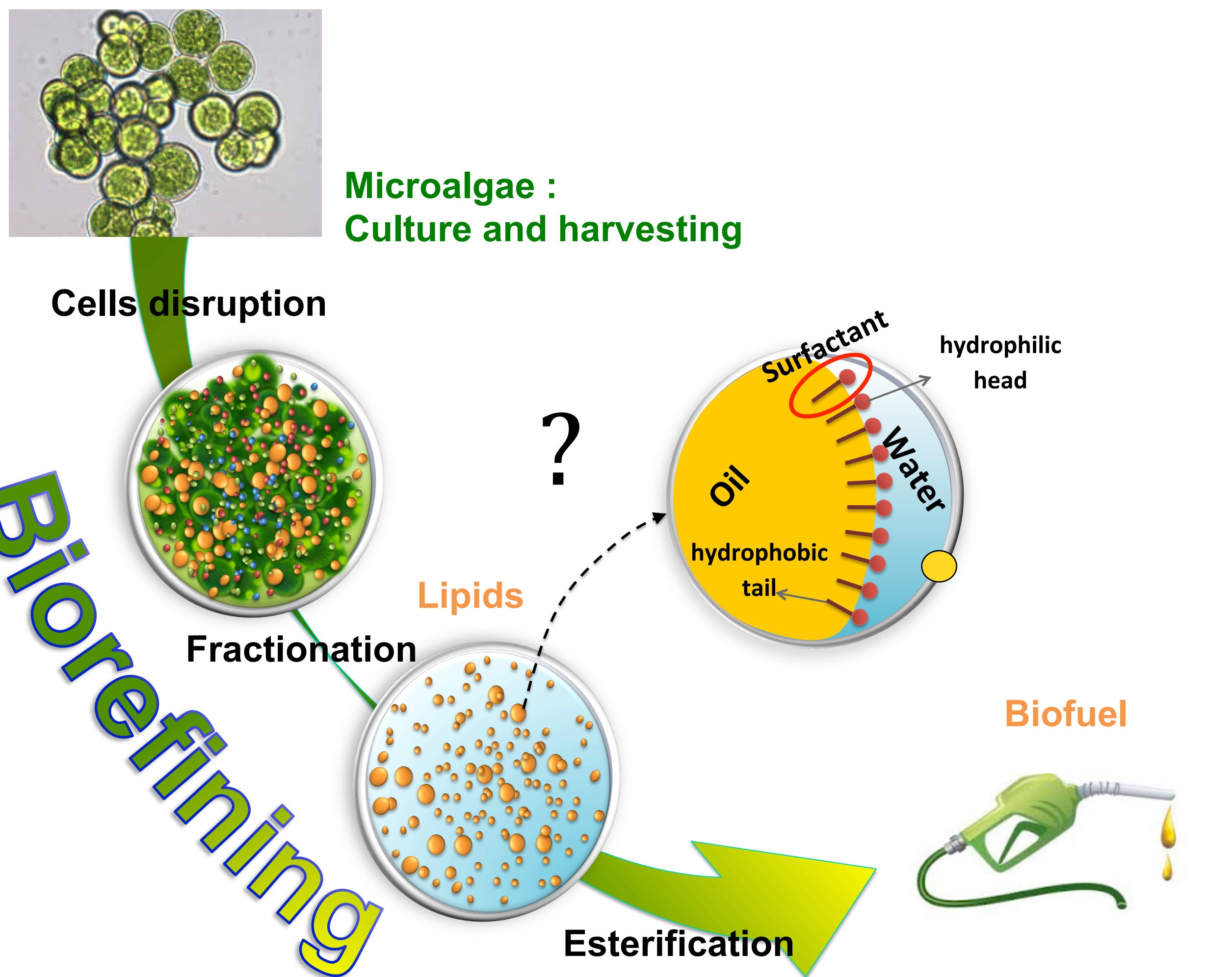
**COUALLIER Estelle<sup>1\*</sup>**, CLAVIJO E.<sup>1</sup>, BIN HUZAINI M. H.<sup>1</sup>, FRAPPART M.<sup>1</sup>, BOURSEAU P.<sup>1</sup>, MONTEUX C.<sup>2</sup>, and ROUSSEAU B.<sup>3</sup>  
<sup>1</sup> GEPEA - UMR CNRS 6144, Université de Nantes, Saint Nazaire, <sup>2</sup>SIMM, UMR CNRS7615, ESPCI, Paris, <sup>3</sup>LCP, UMR CNRS 8000, Université Paris Sud 11, France  
 \*estelle.couallier@univ-nantes.fr

## Context

The **use of microalgae for the production of biofuels** and renewable feedstocks is an extremely promising sustainable technology. However, there are still challenges for its large scale implementation. **The harvesting and extraction steps are two main areas of improvement.** Harvested microalgae have to be grinded and lipids extracted, concentrated and purified. This downstream processing can be implemented by several processes within **membrane filtration**.

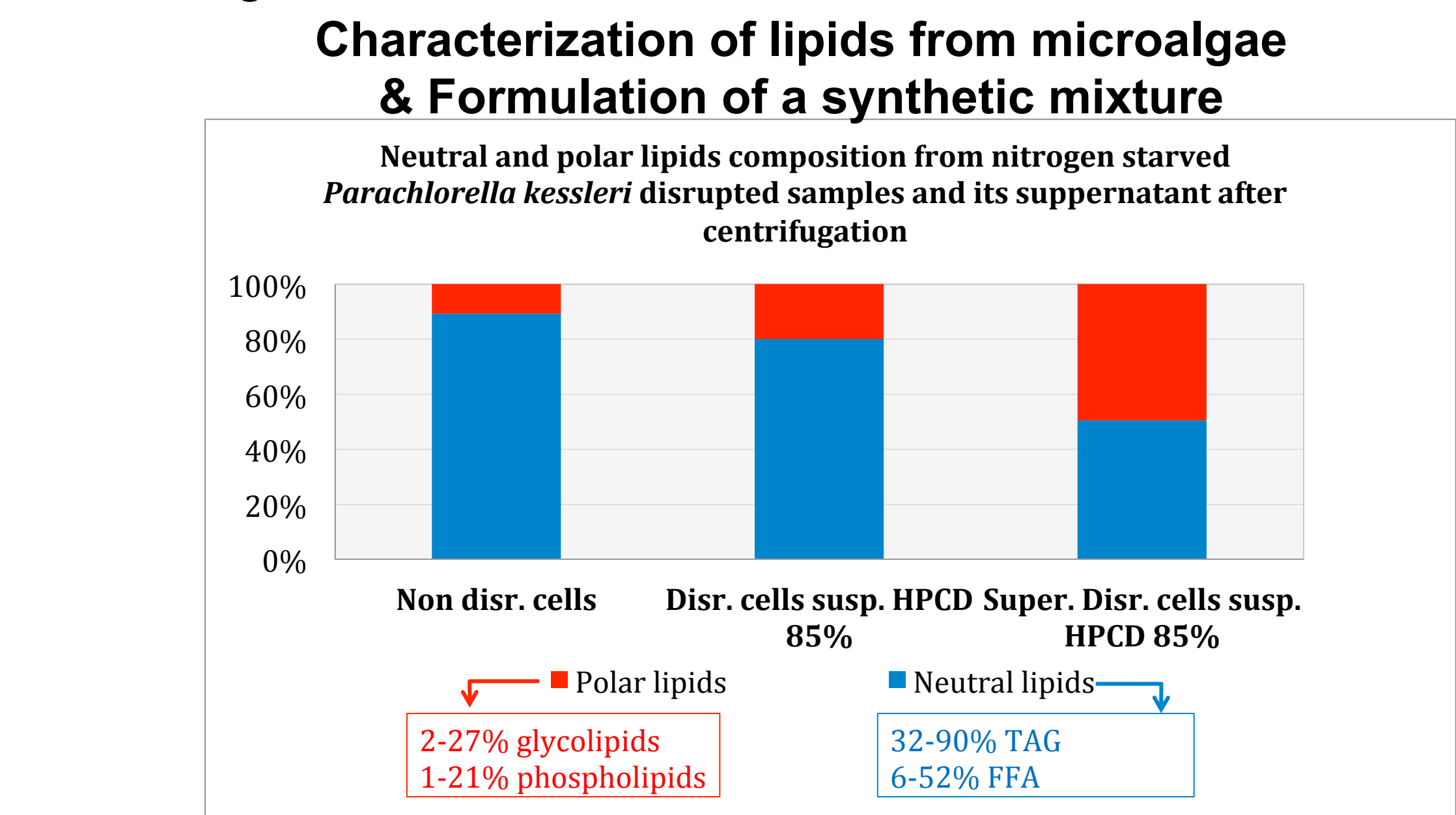


The **understanding of local organization of lipids** and valuable compounds in the complex solution and during the separation is a **great challenge to optimize the fractionation processes**. The Coarse-grained molecular dynamics simulation is a powerful tool to achieve this goal. **The first compounds that are studied at local scale are neutral lipids (triglycerides, free fatty acids)** produced by microalgae and biofuel precursor, polar lipids (phospholipids, glycolipids), and polymeric membrane (polyamide or polyethersulfone) used for separation.

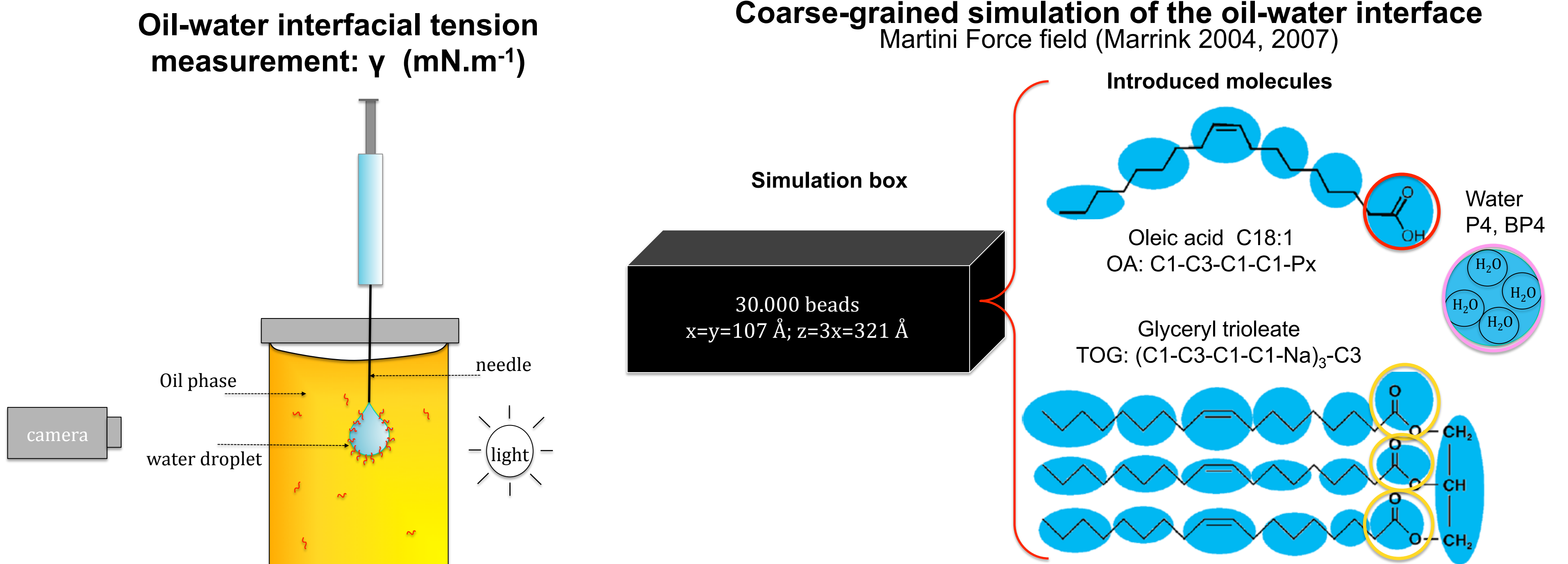


## Material and methods




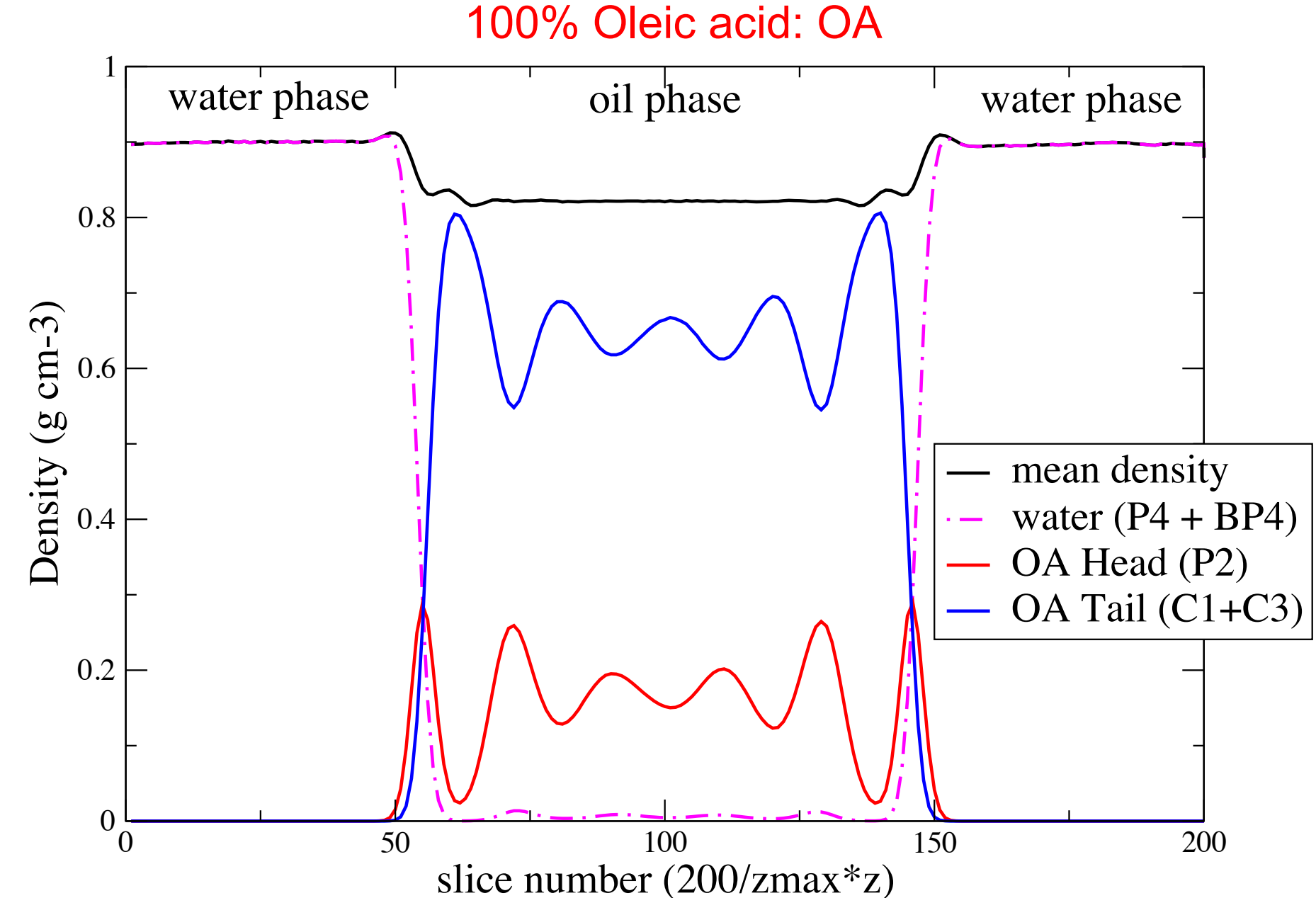
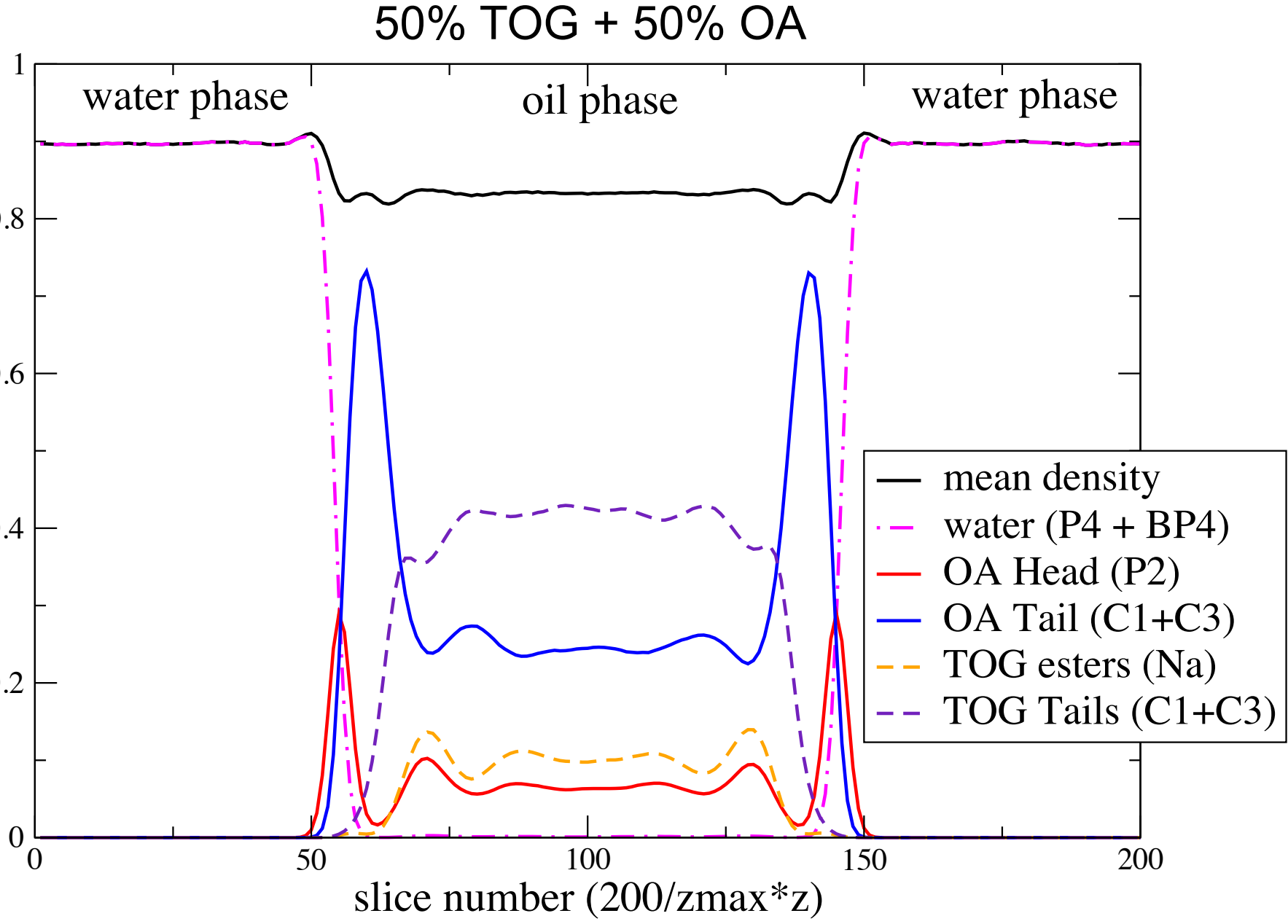
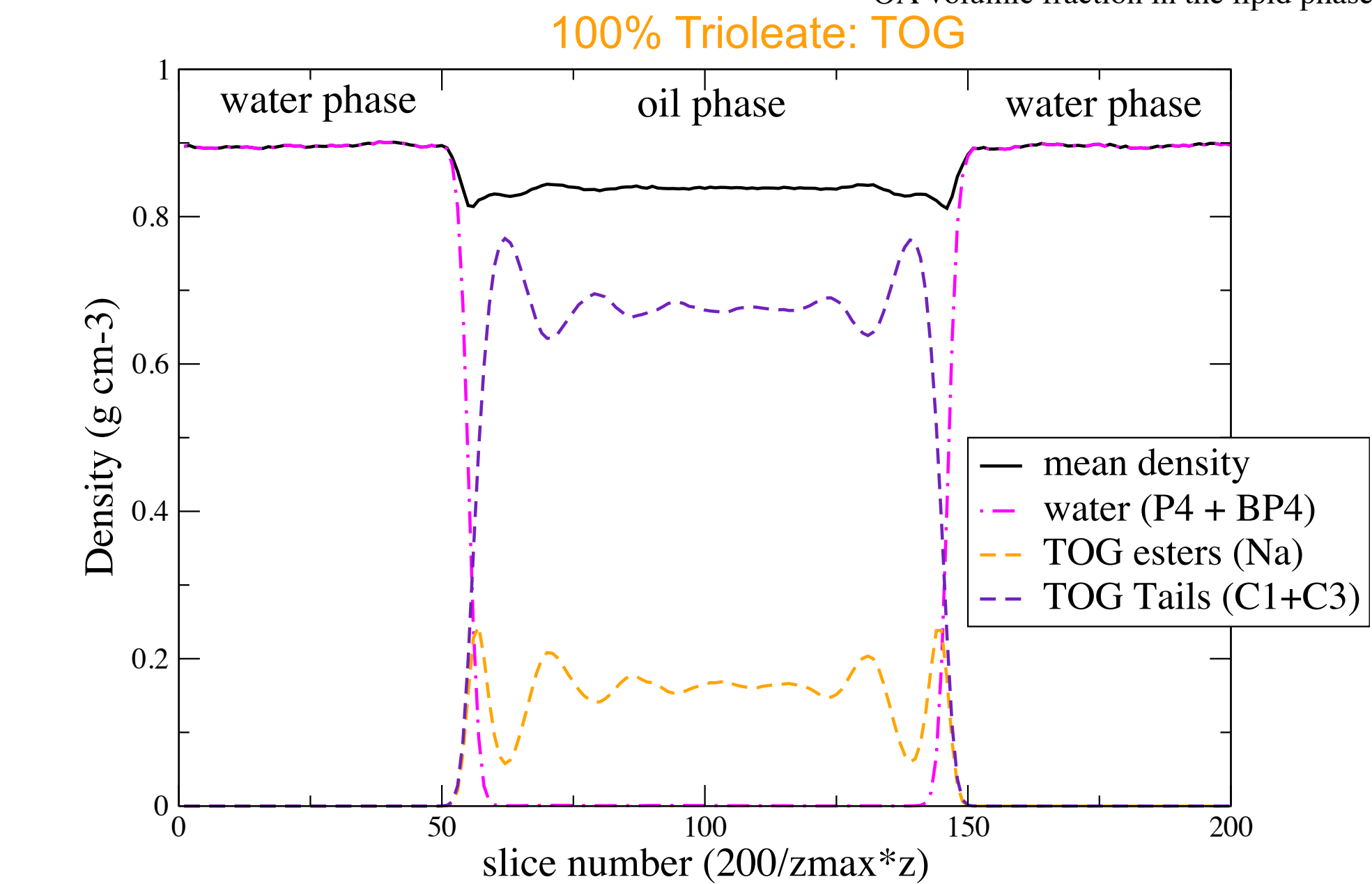
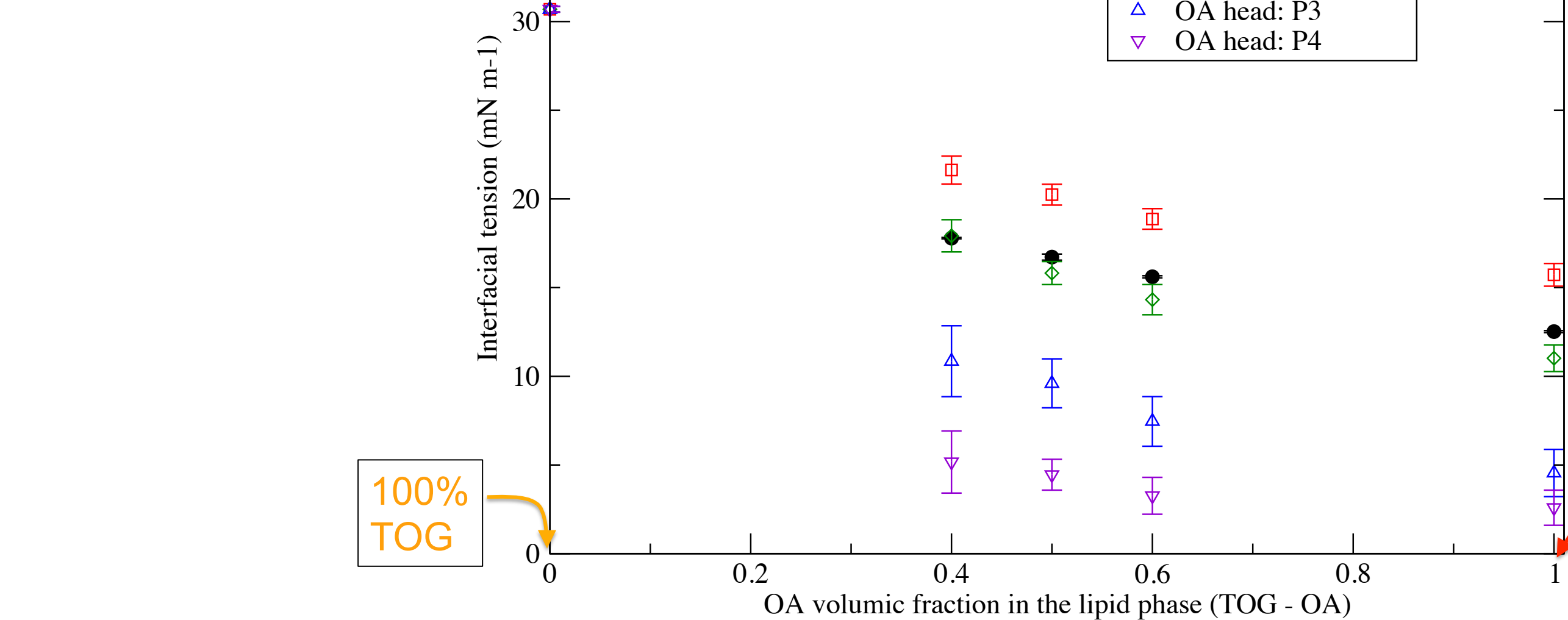
A synthetic mixture based on real products analysis was proposed containing pure compounds: trioleate and oleic acid. Interfacial tension is a key parameter for the oil droplets coalescence during the fractionation processes. The objective was to link the water-oil interfacial tensions measured with synthetic solutions to coarse-grained molecular simulation.



The main total fatty acids found are: oleic, linoleic, linolenic and palmitic acids.



## Results



The experimental values of the oil-water interfacial tension, versus TOG-OA proportion, were compared to the values extracted from coarse-grained molecular simulations. The Martini parameters described by Marrink et al. (2007) were used. Several polar particles Px are used in literature to describe the head of organic acids. We demonstrate that P2 is the best Martini parameter to describe the interfacial properties of the oleic acid.

The molecular simulation allows the understanding of the lipids organization as a function of the composition (see density figures).

In next studies we will deepen the organization of more complex mixtures containing polar lipids (phospholipids, glycolipids) and then we will introduce solid interfaces such as polymeric membranes. We will study their impact on the lipid local organization.