
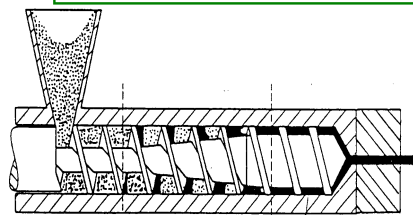





dépasser les frontières



"Extrusion réactive des polymères naturels.
Intensification des réactions de modification des
Lignines et amidons."



Christophe Bliard



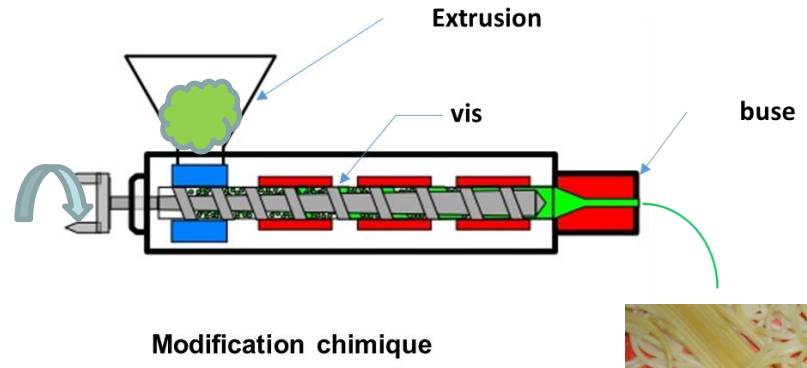
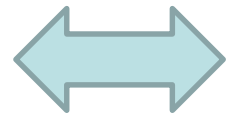
Institut de chimie moléculaire de Reims
CNRS UMR 7312

- Introduction
- Batch vs Extrusion Reactive
 - Comparaison des deux technologies
- L'extrusion Réactive REX
 - Fonctions d'un extrudeur ; paramètres.
- Les différentes technologies
 - Mono/ Bivis co-rot contra-rot.
 - La réaction en REX
 - Modélisation
 - L'EMS
 - Modification des Agropolymères
 - Les exemples au labo CMS
 - Régiosélectivité « Modèle de Spurlin »
 - Lignin
 - Scale-up





Extrusion réactive vs réactions en batch





Réactions en batch




Pbl changement d'échelle : Mélange

Vitesse de réaction : coefficient de diffusion (Mélange réactants)

Loi de Stokes Einstein¹

$$D = kT / (6\pi r \mu)$$
$$R = 1/2 (V/N)^{1/3}$$

(μ viscosité dynamique)



¹ Einstein A. Annalen der Physik, vol. 17, no 8, 1905, p. 549–560






Réactions en batch

Pbl changement d'échelle : sous produits

Dégradation réactifs et produits \propto temps de séjour

Sous-produits  temps de réaction

Qualité des produits 



1 Einstein A. Annalen der Physik, vol. 17, no 8, 1905, p. 549–560





Réactions en batch

Gosciny & Uderzo



In practice, it is fairly difficult to achieve a high **reaction efficiency (RE)** and avoid by - products formation

- Not good



- quantity solvent & reagents used
- low RE & Poor reaction control
- high residence time
- slow heat transfer
- by-products

- Good

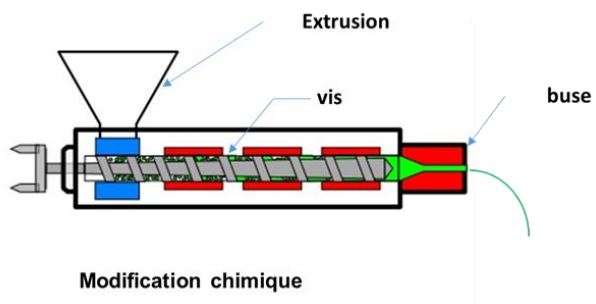



- ubiquitous equipment
- well known technology





Extrusion réactive



- Faster kinetics , versatile



- Specific equipment
- Viscosity constraints



- producing large amount
- High RE & good reaction control
- Short residence time
- Fast heat transfer
- Fewer by-products




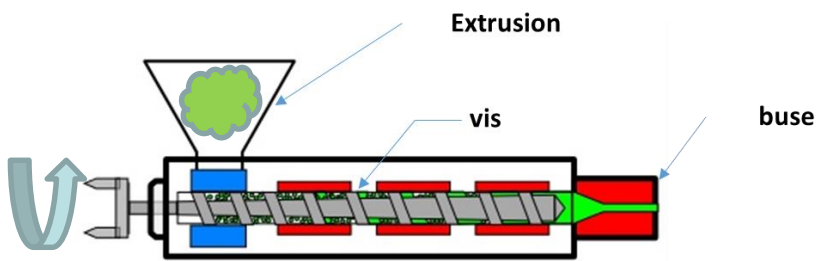


Batch vs Extrusion



Equipement traditionnel
Modulation temps de réaction
Process très répandu

Lenteur des réactions
Enthalpie réaction
Dégradations- sous produits
Consommations solvants
Effluents 



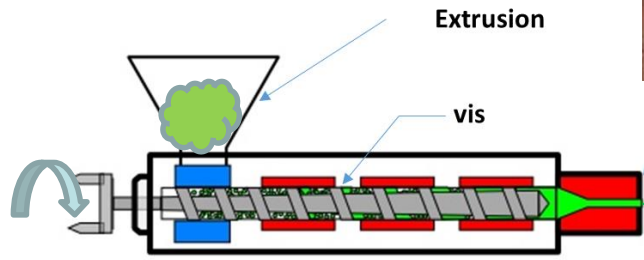
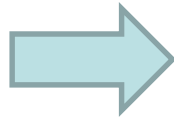
Modification chimique

Pas de solvants & moins d'effluents
Contrôle paramètres & qualité produits
Concentration du milieu réactionnel
Réactions + propres + rapides
Process continu

Modulation matériel \propto quantités & réaction
Paramètres réactionnels et technologiques
Changement de paradigme



Du Batch à l' Extrusion réactive




Modification chimique



buse



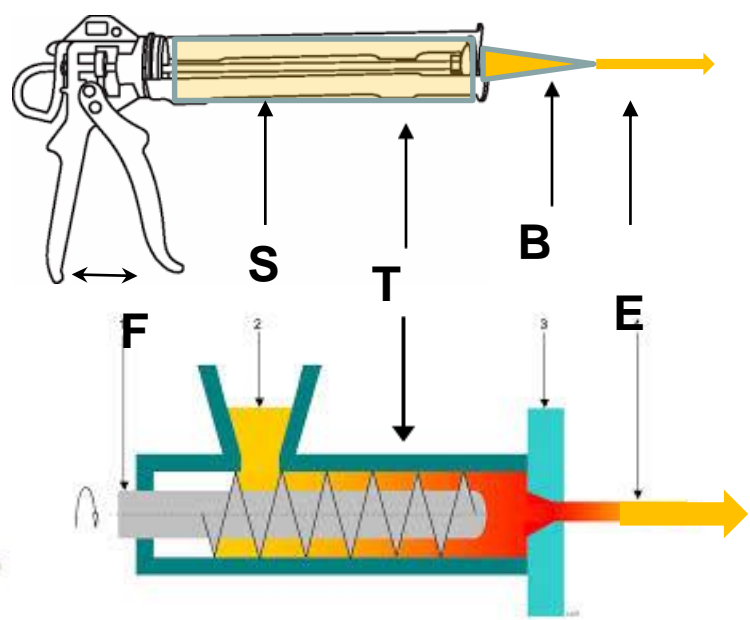


L'Extrusion Réactive REX



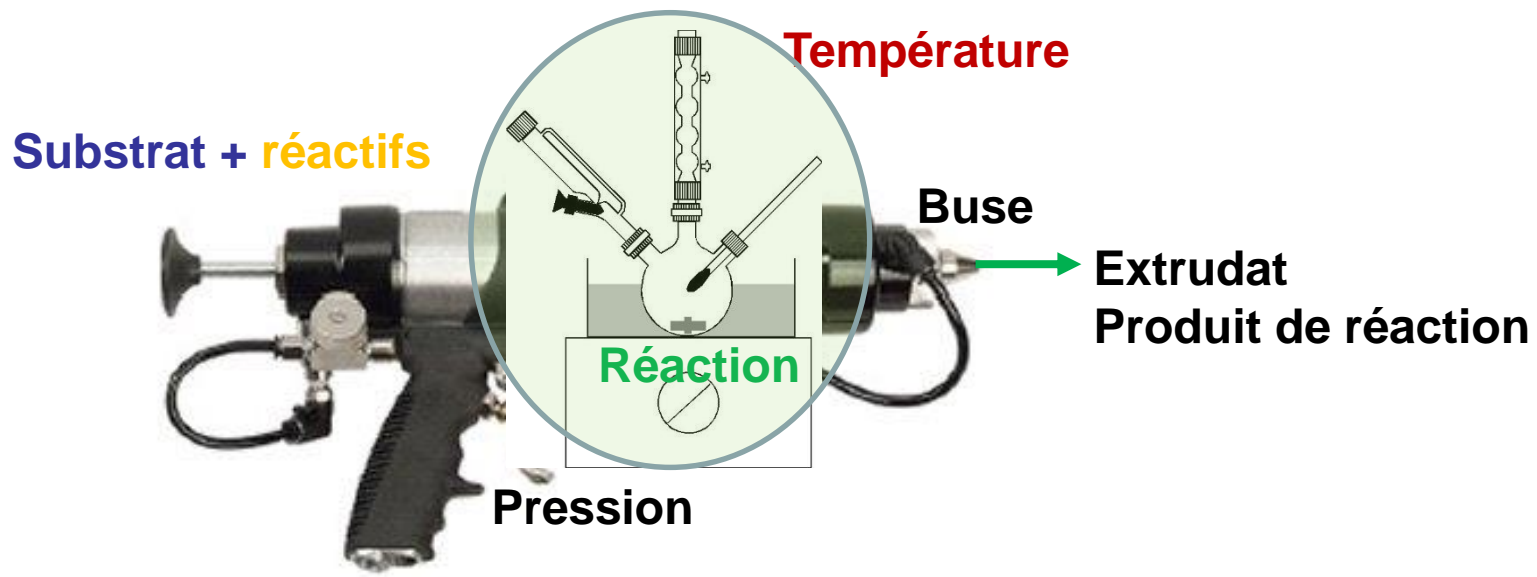
« Le procédé de transformation des polymères, comme l'extrusion bivis, et le contrôle d'une réaction chimique dans des conditions particulières (milieu très visqueux, haute température, temps de séjour court). ... calculs d'écoulement en géométrie complexe, des cinétiques de réaction et des comportements rhéologiques évolutifs. ... approche de mécanique des milieux continus. »

B. Vergnes et al., C.R. Chimie 9 (2006) 1409.





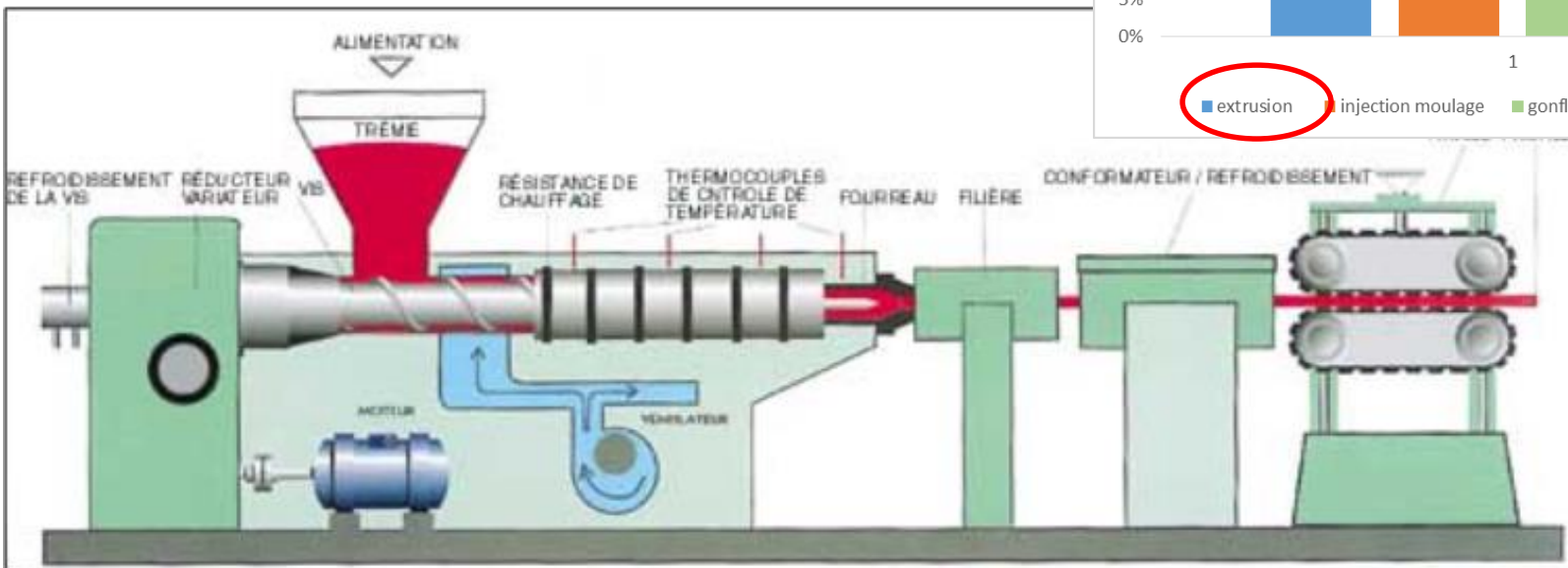
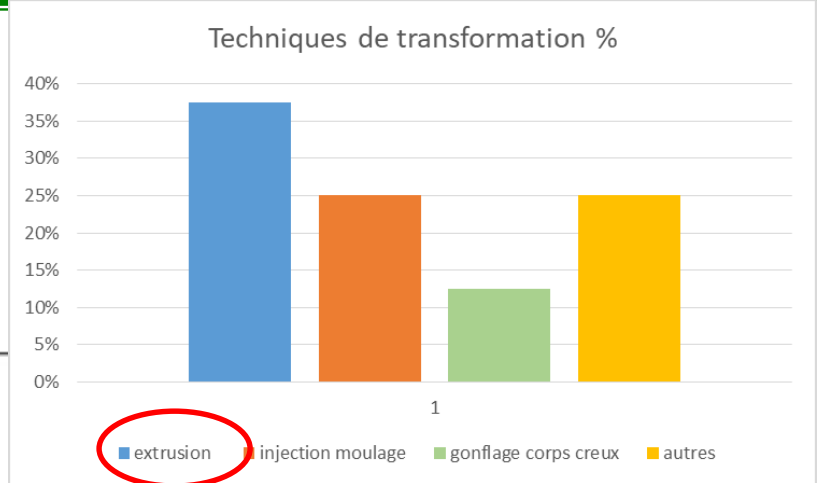
Extrusion Réactive : Réacteur en continu





L'Extrusion : Technologie majeure de transformation des matériaux polymères

Marché de transformation
des matière plastiques 300 Mt



www.plasticseurope.org



Quelques fournisseurs Industriels

Extrudeuses contrarotatives interpénétrées

Extrudeuses corotatives

Berstorff GmbH (Allemagne)
<http://www.berstorff.com>
Clextral (France)
<http://www.clextral.com>
Coperion Werner et Pfleiderer
<http://www.werner-pfleiderer.de>
Japan Steel Works, Ltd (Japon)
<http://www.jsw.co.jp/en>
Leistritz Aktiengesellschaft
(Allemagne)
<http://www.leistritz.com>
Maris SpA (Italie)
<http://www.mariscorp.com>

Battenfeld Extrusionstechnik (Allemagne)
<http://www.bex.battenfeld.com>
Bausano Group SpA (Italie)
<http://www.bausano.it>
Coperion Werner et Pfleiderer
<http://www.werner-pfleiderer.de>
Demag Krauss Maffei (Allemagne)
<http://www.bkk-dkm.de>
Japan Steel Works, Ltd (Japon)
<http://www.jsw.co.jp/en>
Leistritz Aktiengesellschaft (Allemagne)
<http://www.leistritz.com>
Luigi bandera SpA (Italie)
<http://www.luigibandera.com>
Milacron (USA)
<http://www.milacron.com>
Reifenhäuser Extrusion (Allemagne)
<http://www.reifenhauser.com/en>

Extrudeuses contrarotatives non interpénétrées


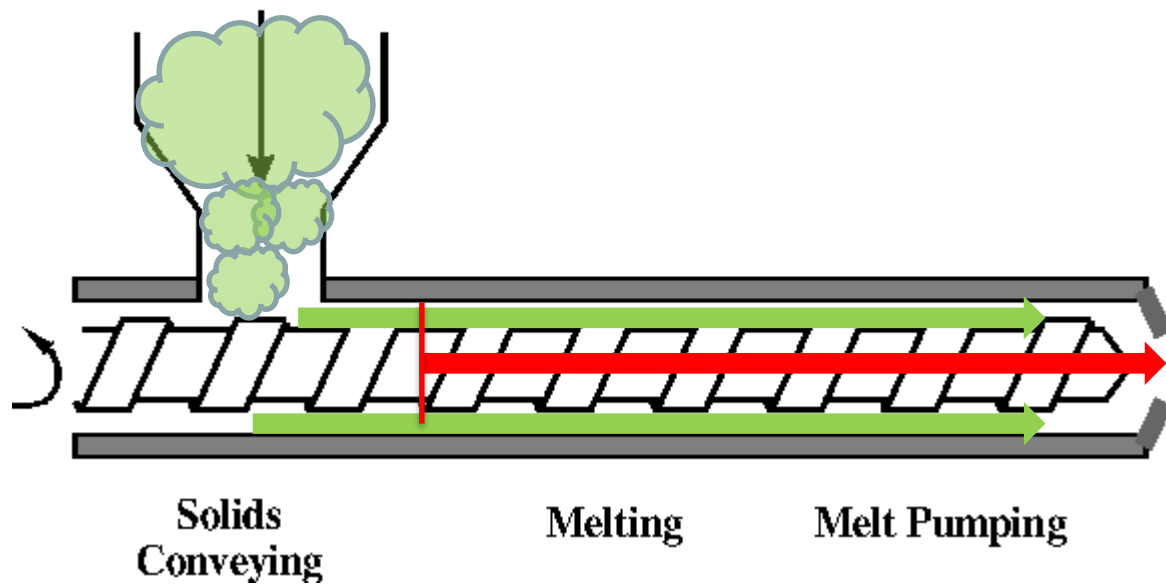
Farrel (USA)
<http://www.farrel.com>
Japan Steel Works, Ltd (Japon)
<http://www.jsw.co.jp/en>
Kobe Steel Group (Japon)
<http://www.kobelco.co.jp/english>
NFM Welding Engineers (USA)
<http://www.nfm.net>

Vergnes B., Chapet M. (2001). *Procédés d'extrusion baxis*, Techniques de l'Ingénieur, AM3653, 1–23.



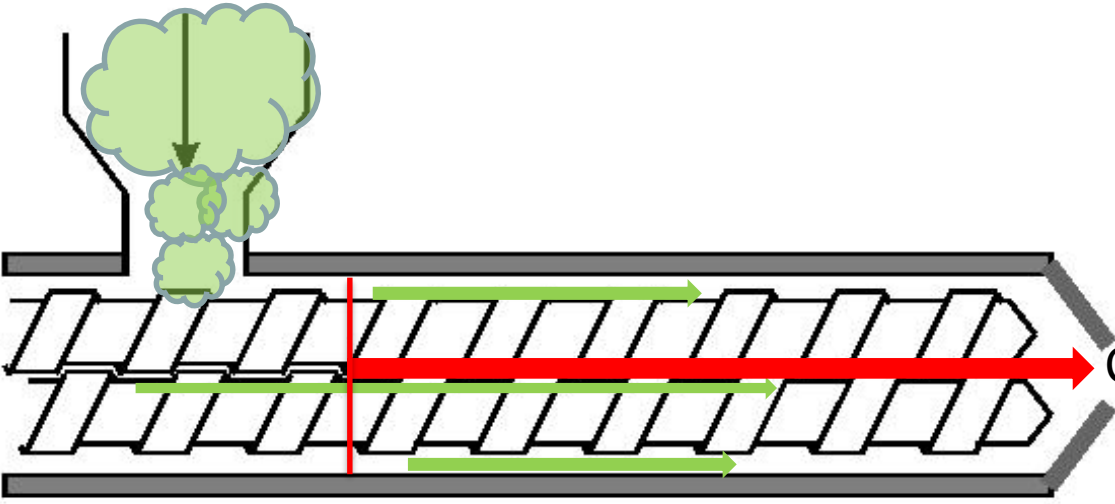

Systemes monovis

Réacteur parfaitement piston

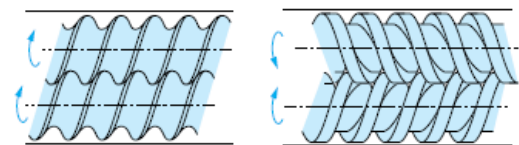




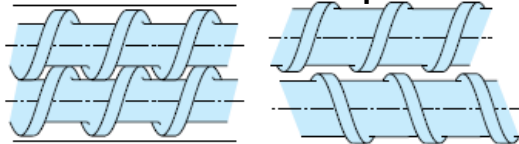
Systemes bi-vis



Corotatives vs contra-rotatives



Interpénétrés vs non interpénétrés



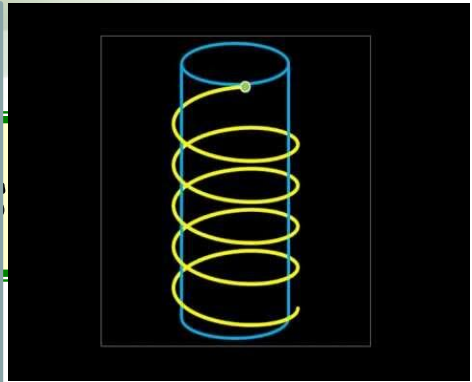
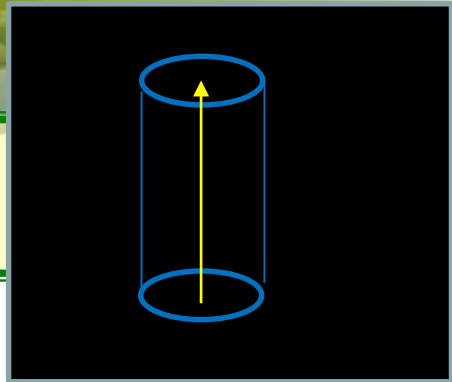
Vis interpénétrées

Vis non interpénétrées

Contra-rotative : similaire à un écoulement piston
Co-rotative : meilleur mélange des substrats

- Vergnes B., Chapet M. (2001). Procédés d'extrusion bavis, Techniques de l'Ingénieur, AM3653, 1-23.
- Milotskyi, R., Bliard, C., Venditti, R., Ayoub; A., Starch Extrudates as Sustainable Ingredients in Food and Non-Food Applications ACS Symposium Series Vol. 1304

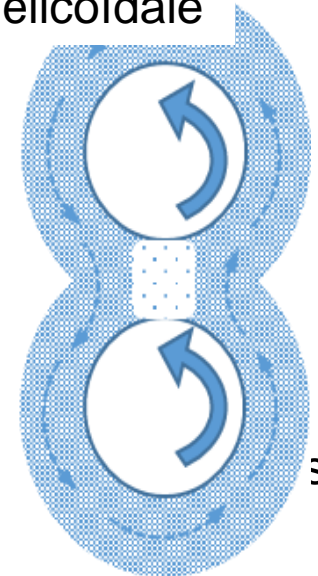
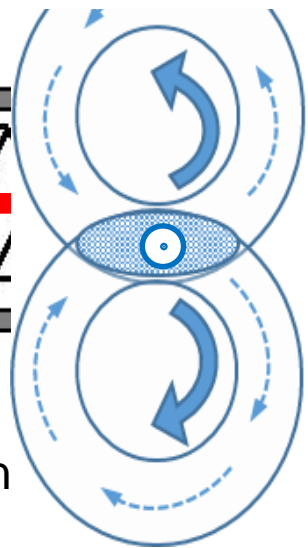
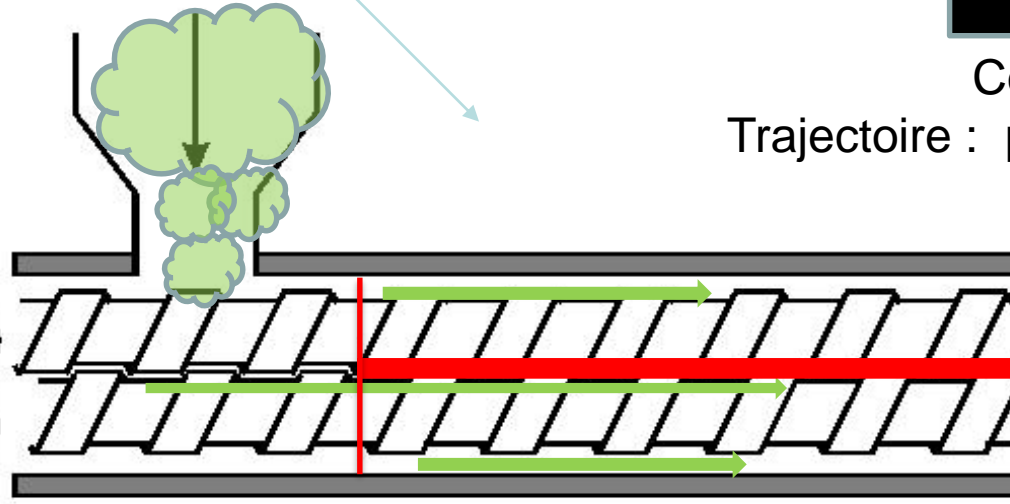




Contra rotative
Trajectoire : perpendiculaire

/

Corotative
hélicoïdale



Contra-rotative, similaire à un écoulement piston

Co-rotative meilleur mélange des substrats

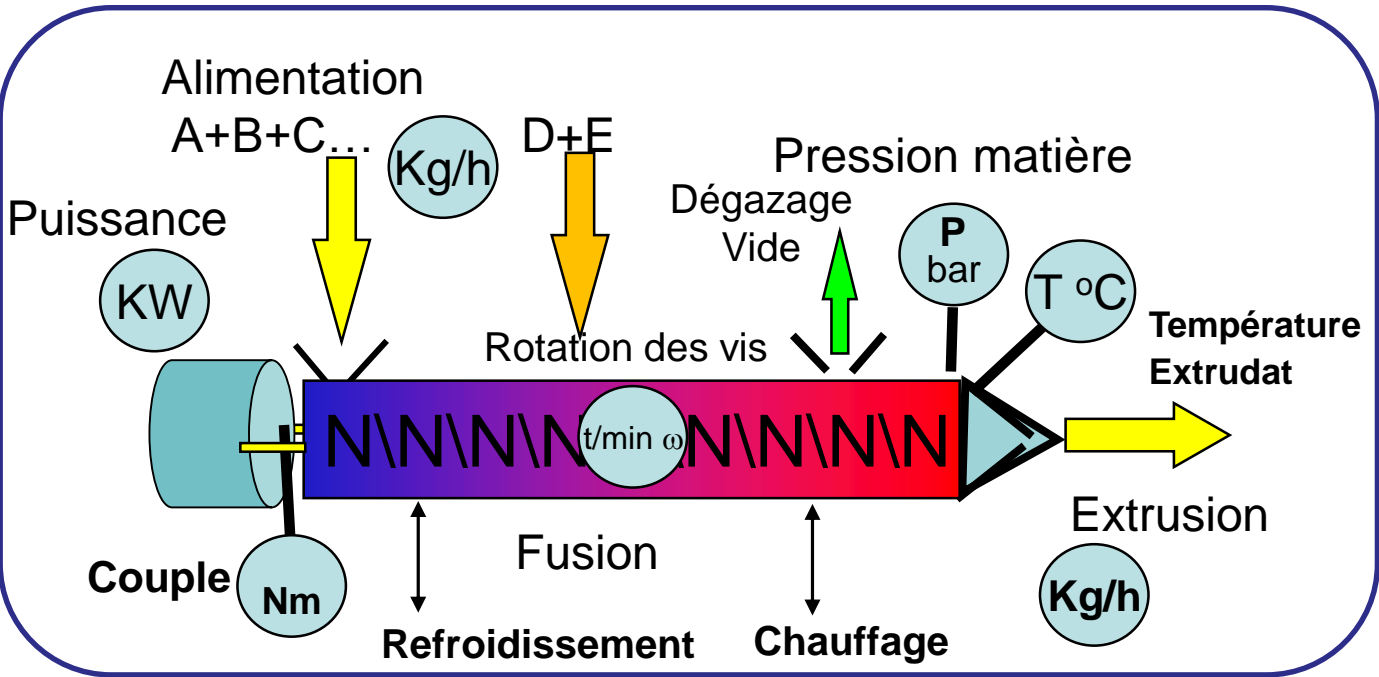
- Vergnes B., Chapet M. (2001). Procédés d'extrusion baxis, Techniques de l'Ingénieur, AM3653, 1-23.

- Milotskiy, R., Bliard, C., Venditti, R., Ayoub; A., Starch Extrudates as Sustainable Ingredients in Food and Non-Food Applications ACS Symposium Series Vol. 1304



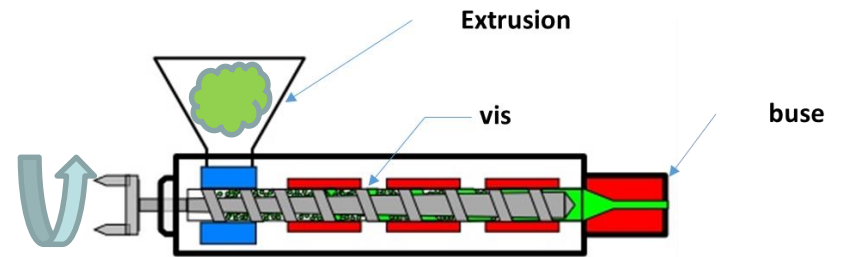


La réaction chimique en REX



- ### Extrusion Bi-Vis
- Intensification
 - Sans solvant
 - Concentration
 - Cinétique
 - Sélectivité :
 - Contrôle des réactions secondaires





Extrusion :

Mélanges solides (solide + solides)

Mélanges biphasiques (cuisson extrusion : solide + liquides)

Mélanges plastifié (polymères + plastifiants + réactifs)

Mélanges fondus (fusion de solides)

Modification chimique



- Pharma specific version with specific features

- Product contact parts manufactured from Pharma grade steel
- Removable barrel for easy cleaning
- Barrel Setup using tri-clamps to avoid any threads
- Removable Touch screen for Isolator applications
- Full validation documentation available
- Temperature range limited to 280 °C





Bench-Top Design with integrated Electronics





Autoclaved Screws





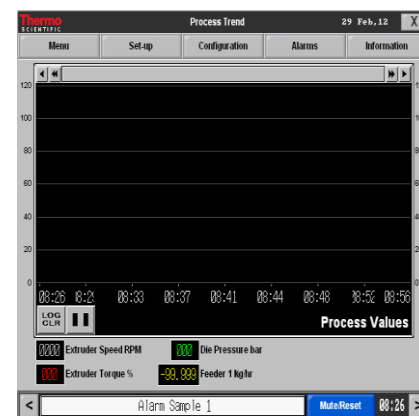
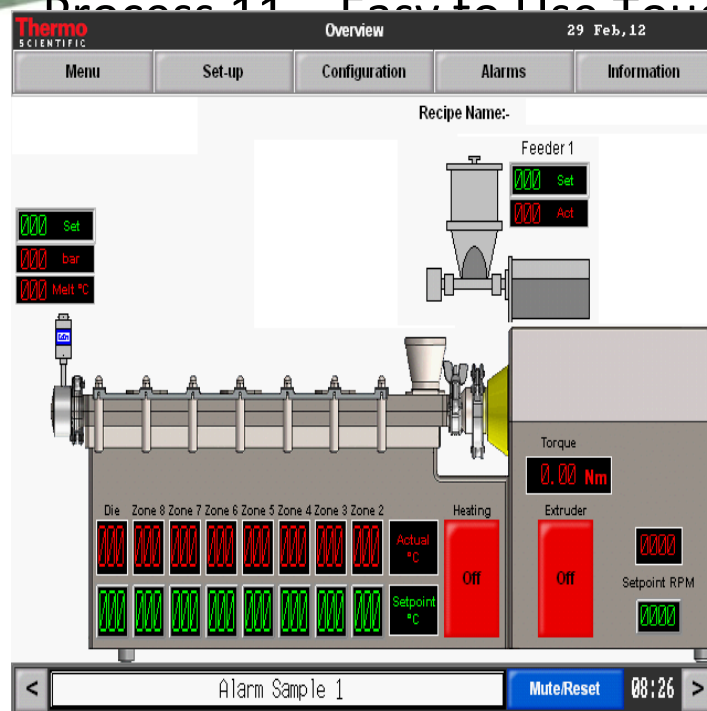
Screen Control





Process 11 - Easy-to-Use Touchscreen


- All Set-Points:
 - Temperatures
 - Screw Speed
 - Feed rate(s)
- Processing data
 - Torque
 - Pressure
 - Melt Temperature
- Processing trend
 - M , n , p , T_M , FR vs. time
- Temperature trend
- Temperature profile
- Recipe storage
- Alarm history






Dispersive and Distributive mixing


- For nearly all mixing applications a well dispersed and well distributed mixture is required.
- Distributive mixing can be achieved by splitting and reorienting the flow repeatedly
- Dispersive mixing can be achieved by passing the mixture through small regions of intense deformation.




Poorly distributed
Poorly dispersed



Well distributed
Poorly dispersed



Poorly distributed
Well dispersed






Well distributed
Well dispersed



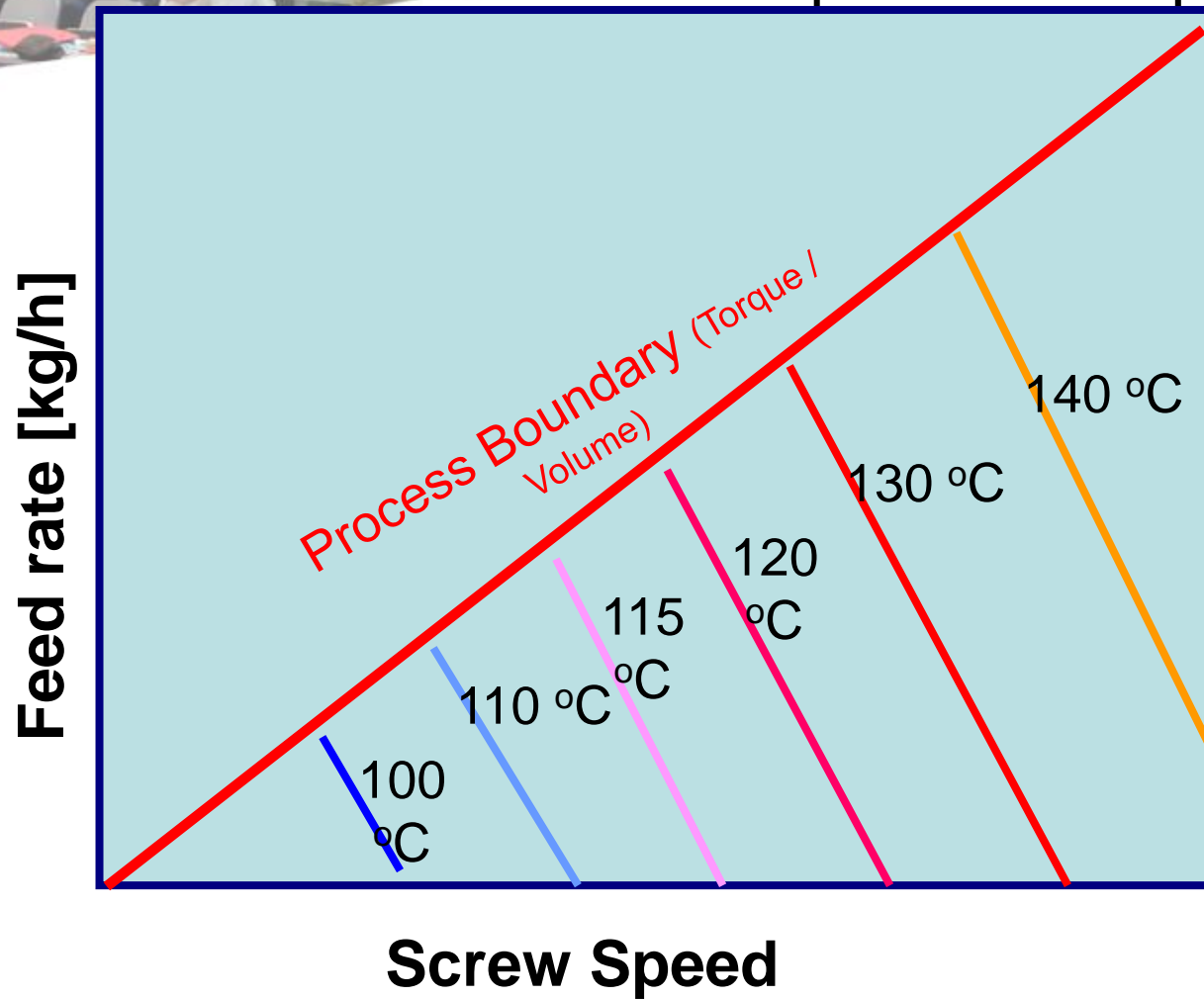


Eléments de vis modulables :

Convoyage
malaxage
contrefilets

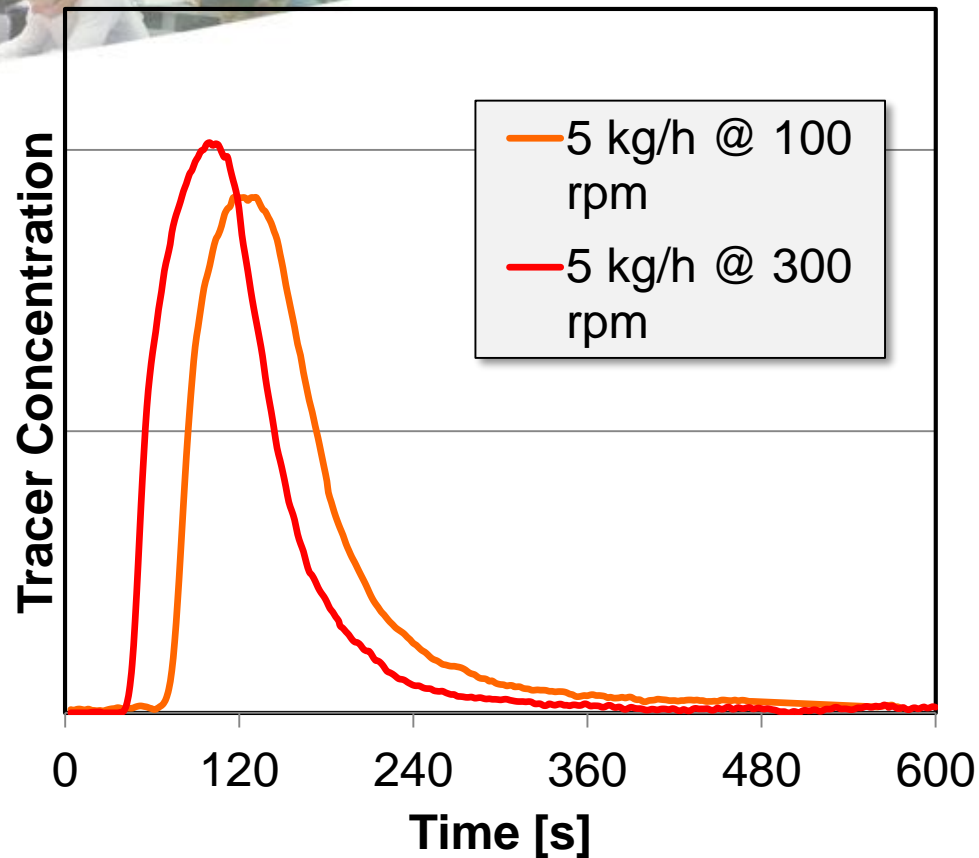


Melt Temperature Dependence



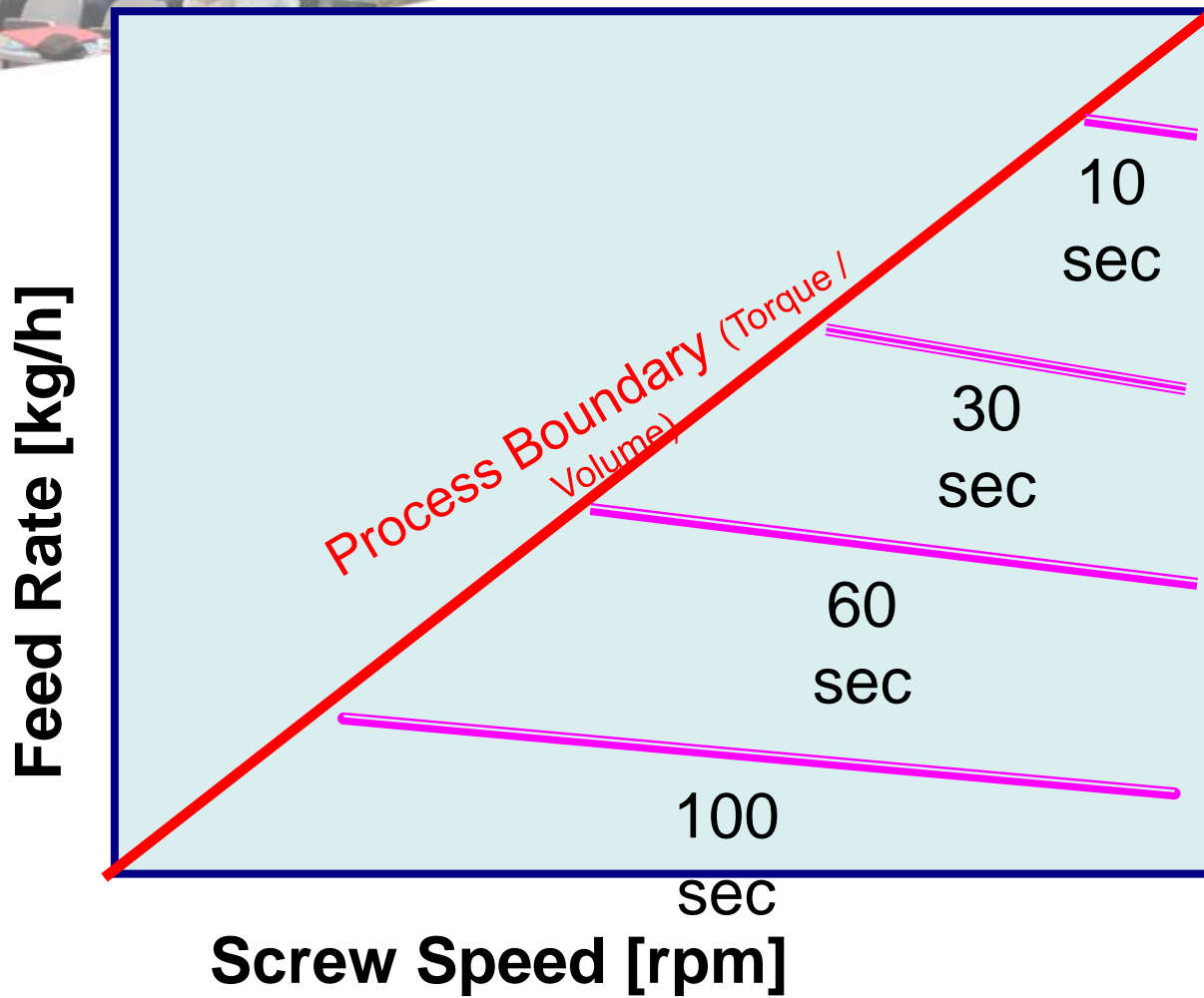
The Melt Temperature increases with increased Feed Rate and Screw Speed

Influence on Residence Time



- Residence time mainly influenced by throughput
- Increased throughput reduces residence time
- Residence time less depending on screw speed

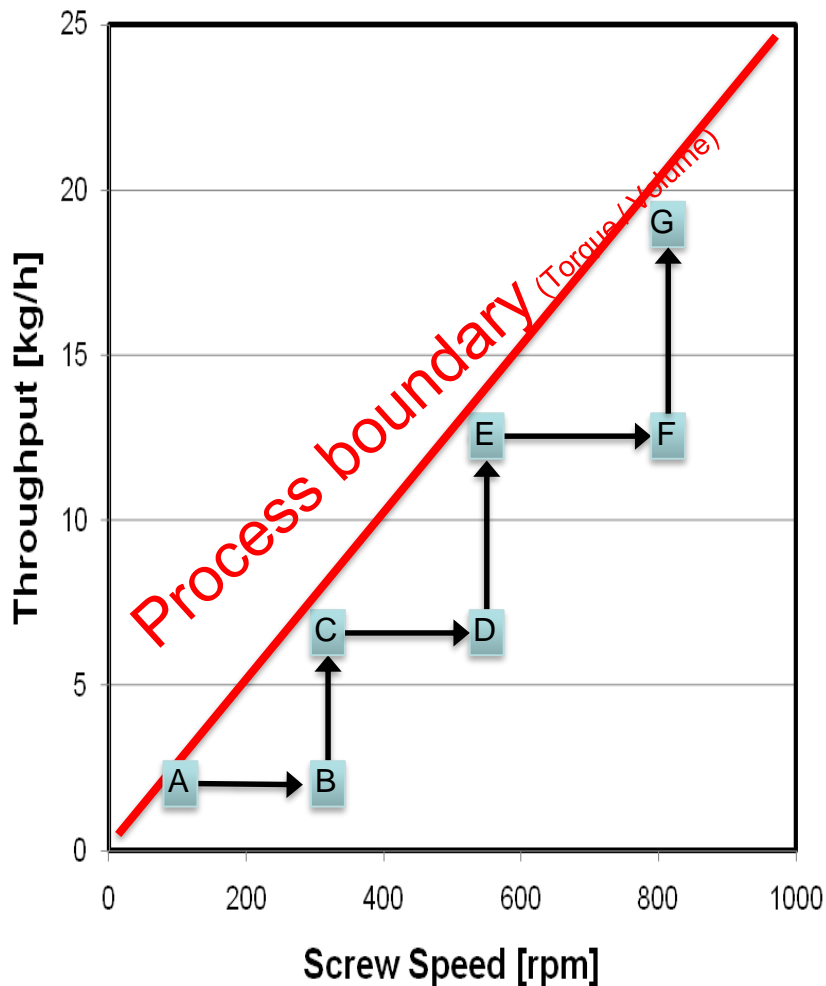
Residence Time Dependence



The Retention Time decreases with increased Feed Rate



Optimization of the Compounding Process




- A Start with low screw speed and low throughput
 - B Increase screw speed
 - C Increase throughput (at same speed) until maximum torque is reached
 - D Increase Screw speed, torque decreases
- Repeat A-D until maximum of system capacity
 - Process boundary can be torque and volume limited
 - Slope of boundary depends on:
 - Temperature profile
 - Screw Design
 - Material Blend



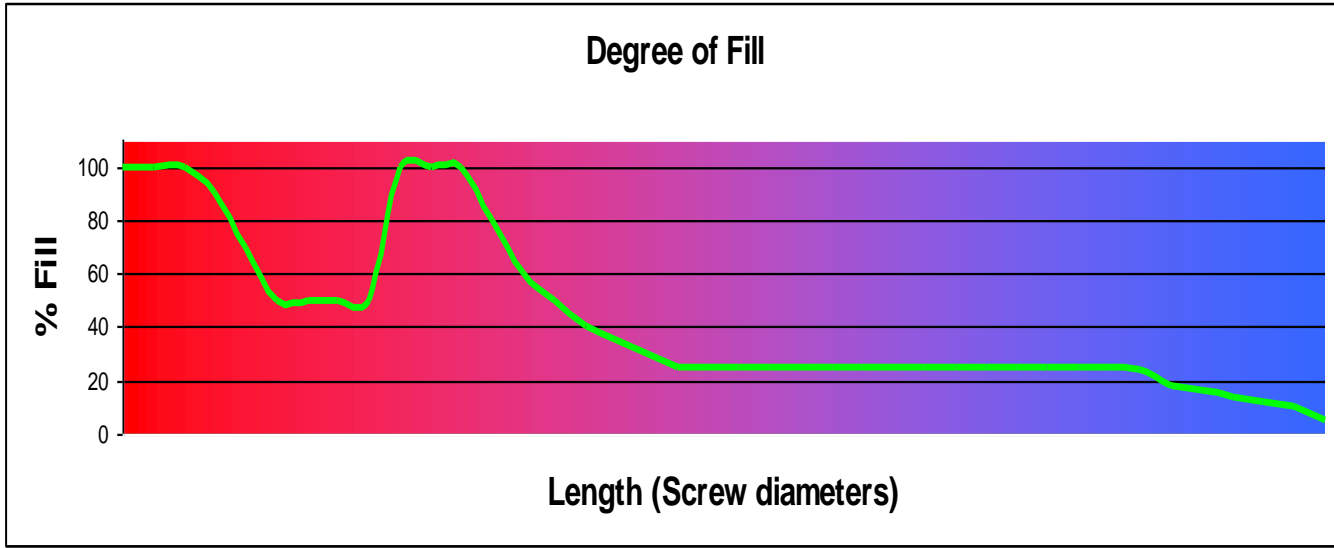


Degree of Fill along the Screws



Venting Mixing

Feeding

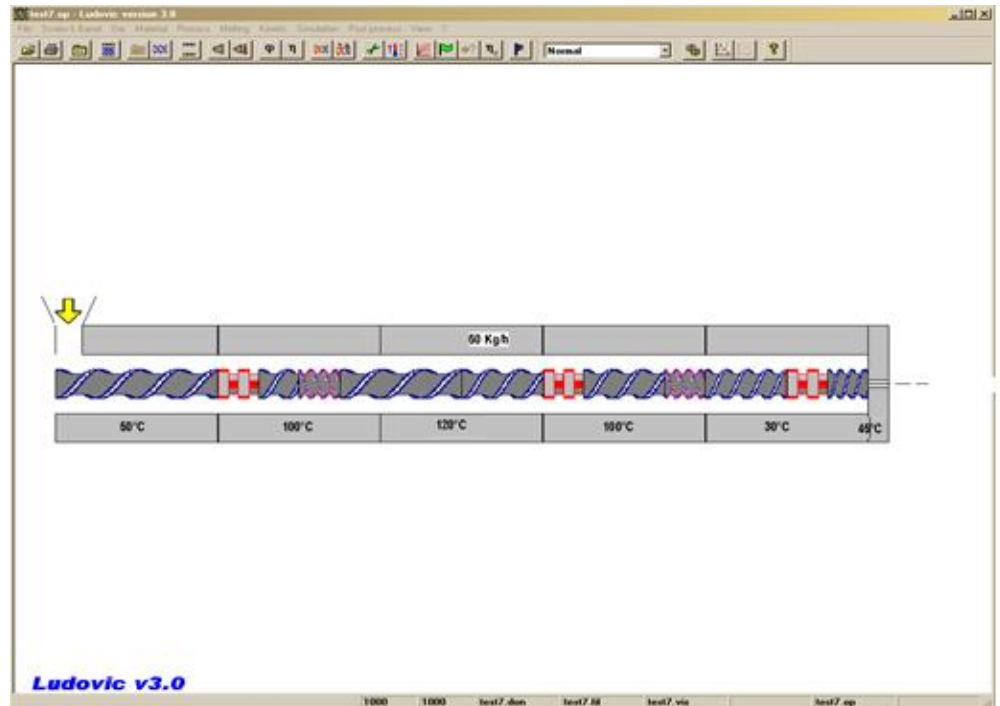


Modélisation de l'écoulement

LUDOVIC

Logiciels de simulation de l'écoulement simulation
de l'écoulement de la matière
dans une extrudeuse baxis corotative

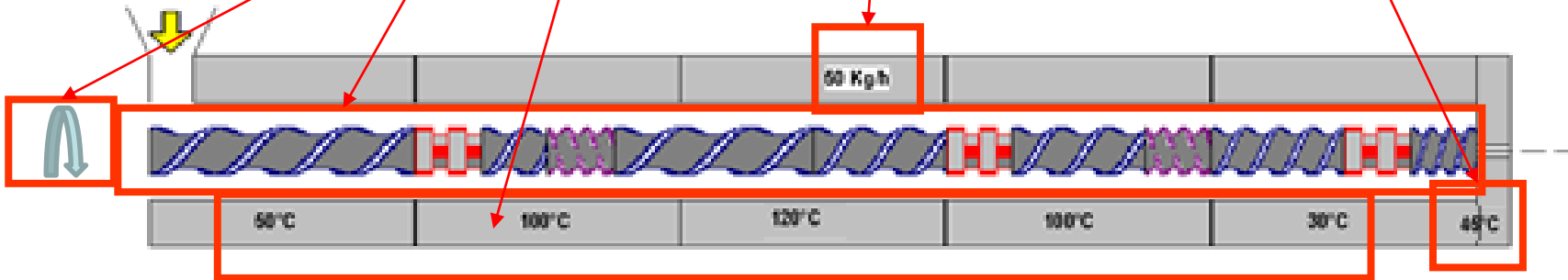
- Ludovic (CEMEF+INRA+S&CC (FRA))
- Sigma (Université de Paderborn (ALL))
- TXS (Polytech (USA))
- Akro-co-Twin-Screw
(Université d'Akron (USA))



LUDOVIC Scale Up

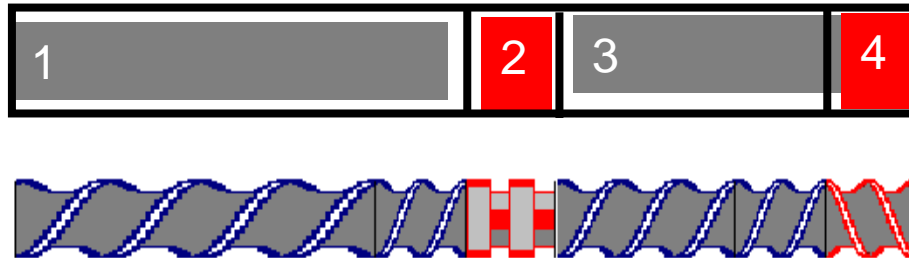
Les paramètres à optimiser sont :

1. Le profil de vis (suite ordonnée d'élt de vis)
2. Les températures des fourreaux
3. La température de la filière
4. La vitesse d rotation de la vis
5. Le débit



Extrusion réactive et passage d'échelle

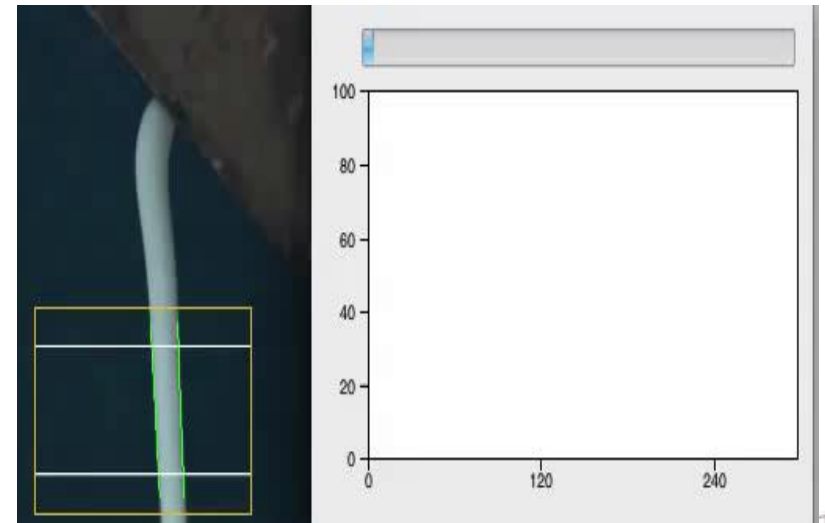
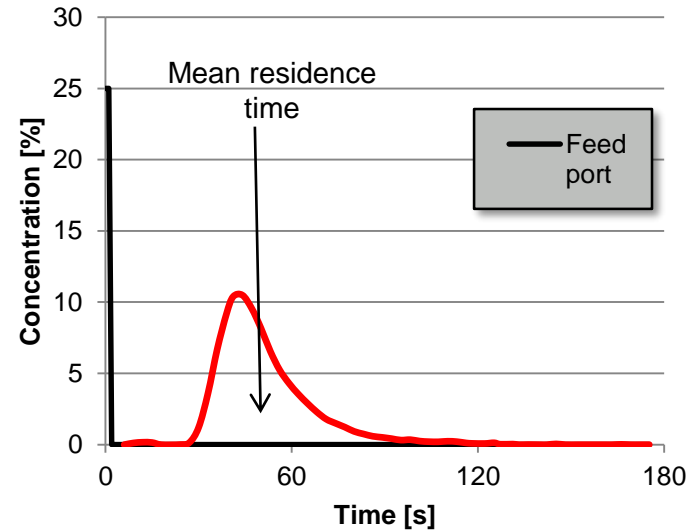
On suppose que les squelettes de la vis de laboratoire et de la vis industrielle sont identiques



1. Zone de convoyage
2. Zone de malaxage
3. Zone de convoyage
4. Zone restrictive

Residence Time Measurement

- All known methods use tracers
 - At t_0 tracer added to feed port
 - Record tracer concentration at exit
 - Result: Residence time distribution
 - Mean residence time (calculated)
 - Width of distribution
 - Tracer selection criteria
 - Easy to detect
 - No influence on process
- Our approach:
 - Digital camera takes pictures (and records time),
 - Software detects strand and calculates tracer color ratio (concentration)
 - Plots concentration vs. time



Université de Reims Champagne-Ardenne



EMS -- L'énergie mécanique spécifique

$$\text{SME (J/kg)} = \frac{\omega(\text{rpm}) \times T (\text{N} \times \text{m}) \times 60}{\varphi \left(\frac{\text{kg}}{\text{h}} \right)}$$

SME = Energie mécanique spécifique (kJ/kg)

ω = *vitesse de rotation*(rpm)

T = couple (N.m)

φ = débit massique (Kg/h)



Process 11: Scale up Case Study

Residence time

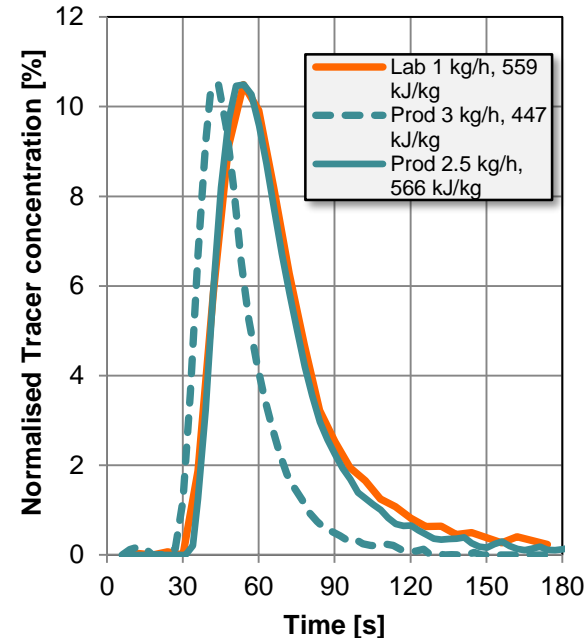
11 mm vs. 16 mm

- Same process as production
- Portfolio wide constant geometry
- Trails on 11 mm compounder, save material and time
- Transfer knowledge to larger machine

Example (residence time)

- Same screw configuration
- Same screw speed
- Throughput transfer by:
- Adjust throughput until same specific energy obtained.

$$\dot{m}_p = \frac{\dot{e} D_P \theta^3}{\dot{e} D_L \theta} \times \dot{m}_L$$

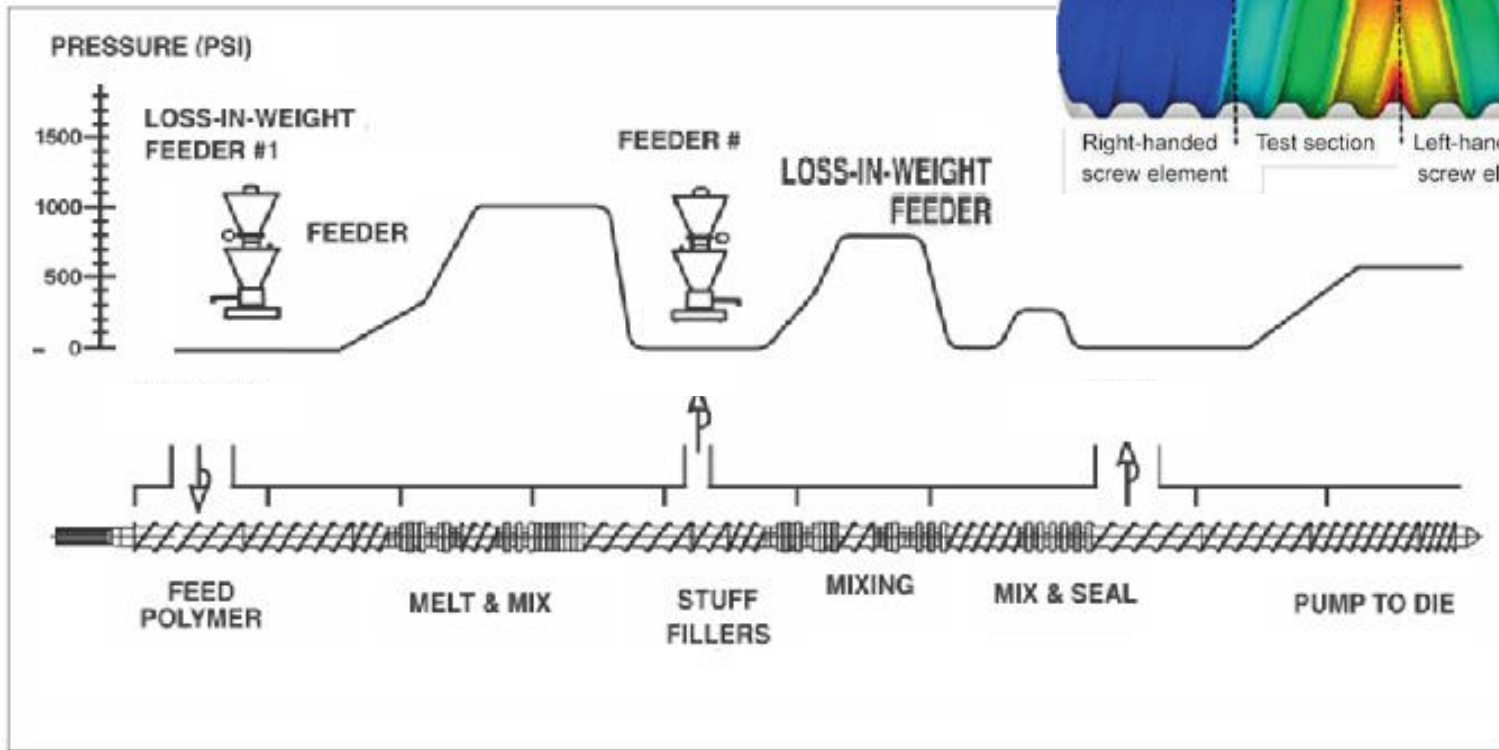
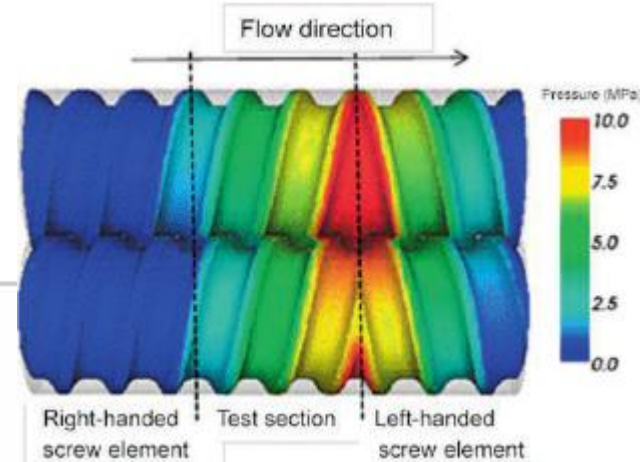


1. RT_m : 65.3 s
2. RT_m : 51.0 s
3. RT_m : 67.3 s

Almost perfect match within just 2 steps



Addition séquentielle et profil de pression






HAAKE MiniLab Micro Rheology Compounder

1996 microcompoundeur

Conical twin-screw compounder:



- co- and counter rotating option
- automatic bypass operation for extrusion/recirculation
- viscosity measurement integrated in backflow channel
- pneumatic feeding, option continuous or manual feed
- inert gas flush
- High-Temperature up to 420°C
- digital and graphic data display
- manual and computer control





HAAKE MiniLab Micro Rheology Compounder

2000 microcompoundeur

Conical twin-screw compounder:




- co- and counter rotating option
- automatic bypass operation for extrusion/recirculation
- viscosity measurement integrated in backflow channel
- pneumatic feeding, option continuous or manual feed
- inert gas flush
- High-Temperature up to 420°C
- digital and graphic data display
- manual and computer control



Mini Extrudeuse 10g « De la Paillasse ... »

Bi- vis avec mode recirculation (cinétique) co- ou contra-rotative



Microextrudeur Bi-vis (10g)
Minilab rheomex (Thermo Process)



Sample size	Approximately 4 to 5.5g
Maximum temperature	350°C
Screw diameter	5/14 mm (conical)
Screw length	109.5 mm
Screw speed	10-360 min ⁻¹
Torque range	0-5 Nm
Number of heating/cooling zones	1
Cooling medium	Water

HAAKE MiniLab II – Typical Applications




Microextrudeur Bi-vis (10g)
Minilab rheomex (Thermo Process)



Micro sample-amount (5 g)

- Development of new polymers
- Testing of expensive materials
- Material studies at universities
- Reactive extrusion
- Compounding of nano materials
- Sample preparation (in combination with the HAAKE MiniJet injection moulder)
- Mini production e.g. “50 grams per hour”
- Hot Melt Extrusion (pharma)
- Additive formulation
- Quality Control





- Backflow channel with rheological slit capillary die

- Pressure transducers

- Bypass valve



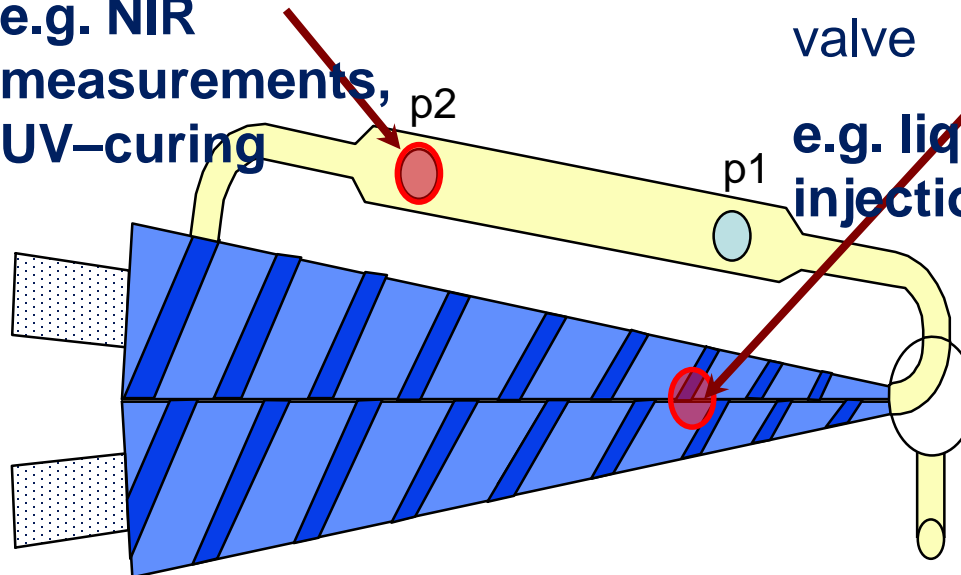
Optional sensor and feed ports 557-2197

1/2" UNF port
opposite 2nd.
pressure port
(upper barrel half)

**e.g. NIR
measurements,
UV-curing**

1/2" UNF port
(upper barrel half)
for non return
valve


**e.g. liquid, or gas
injection**



Factory installed only



HAAKE MiniLab II - Barrel Design



Easy cleaning
of the outlet
channel

Build in slit die


New rod die
plates on
request

Improved
hardness,
58HRc, no TiN
coating
necessary

Characteristics of HAAKE MiniLab screw types

	Co-Rotating	Counter-Rotating
Residence time distribution	wide	narrow
Forced extrusion	-	+
Cleaning	+	-
Extruded amount	+	o
Mixing properties	++	o
Pressure built-up	o	++
Rheological measurements	o	++
Required duration of blending	++	o

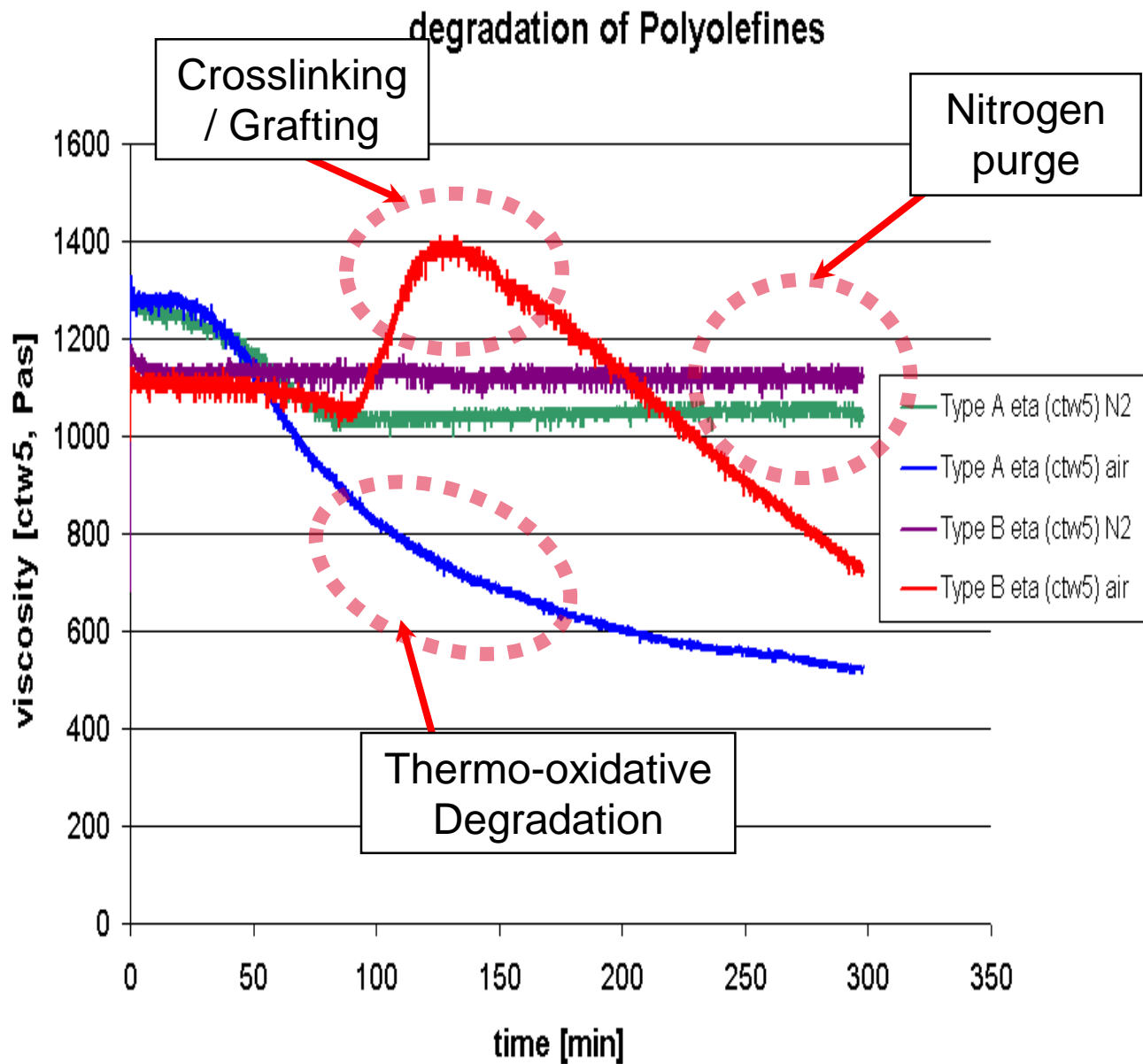
HAAKE MiniLab Counter Rotating Screws



- Intermeshing counter rotating screws are most effective to improve results melt extrusion of multi wall carbon nanotube composites. Due to higher shear agglomerates are well distributed. Degradation of Stabilized PMMA and MWNT was not observed ⁽¹⁾.

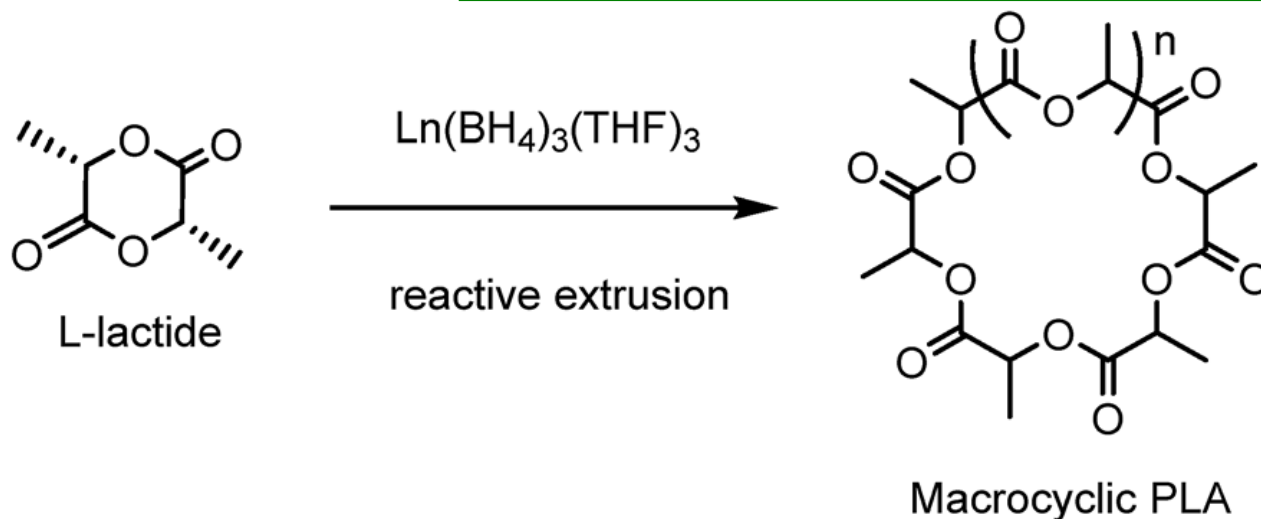
(1) R.E. Gorga, R.E. Cohan, (MIT), Toughness enhancements in PMMA by MWNT, Journal of Polymer Sci. 42 2690-2702 (2004)





PLA

cyclo-polymerisation du L-lactide par Extrusion reactive



130°C ; 77% conversion; MW 30 000 g mol⁻¹;
20 min ; poly-dispersité 1.23–1.79

F. Bonnet ,F. Stoffelbach, G. Fontaine S. Bourbigot *RSC Adv.*, 2015, 5, 31303



Extrusion réactive de polymères naturels

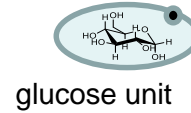


Starch

Amylose
20-25%



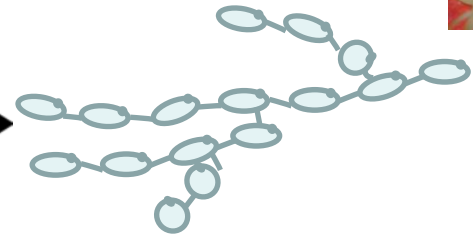
linear polymer of D glucose



glucose unit



Amylopectin
75-80%



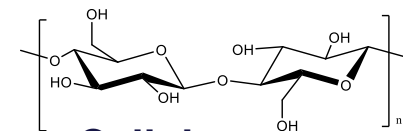
highly branched polymer of D glucose



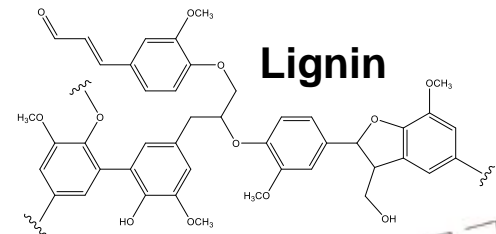
Wood = source of lignocellulose



lignocellulose cell wall



Cellulose



Lignin

Lignin

Université de Reims Champagne-Ardenne



Chemical modification of starch by reactive extrusion.

3.1. Ring-opening of epoxides

3.1.1. Hydroxypropylation

3.1.2. **Cationic starch.**

3.1.3. Crosslinking with epichlorohydrin.

3.2. Ring-opening of lactones.

3.3. **Esterification with anhydrides**

3.4. Esterification with carboxylic acids and esters

3.5. **Etherification with Alkyl Halides** **DS 0,1-0,3(1990-2000)** **DS 1 (2016)**

3.6. Esterification with vinyl esters

3.7. Reaction with isocyanates or blocked isocyanates .


“The advantages of REX processing are a flexible, lowcost infrastructure and, with the correct selection of chemistry, high throughput processing at high starch concentrations with high conversions and few by-products”

Moad G., Progress in Polymer Science 36 (2011) 218–237



Extrusion et Photoréticulation

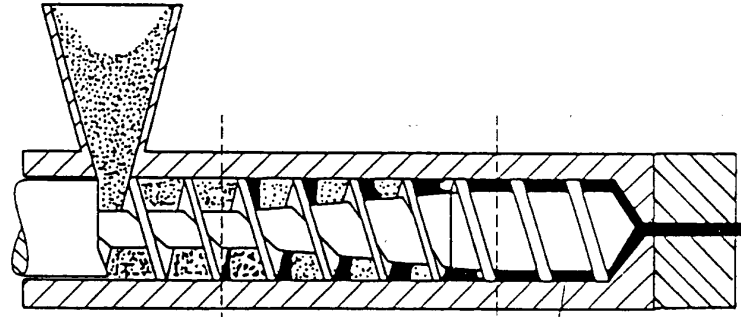
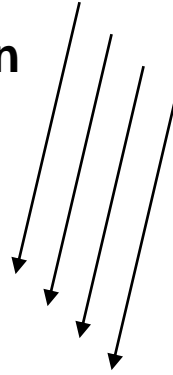
Amidon natif
+ Plastifiant
+ Photoactivateur



Premiers travaux

Extrusion

Photoréticulation

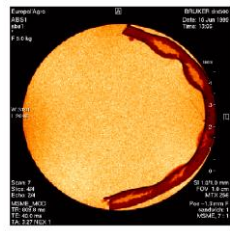


Irradiation

Amidon Photoréticulé



Insoluble & biodégradable

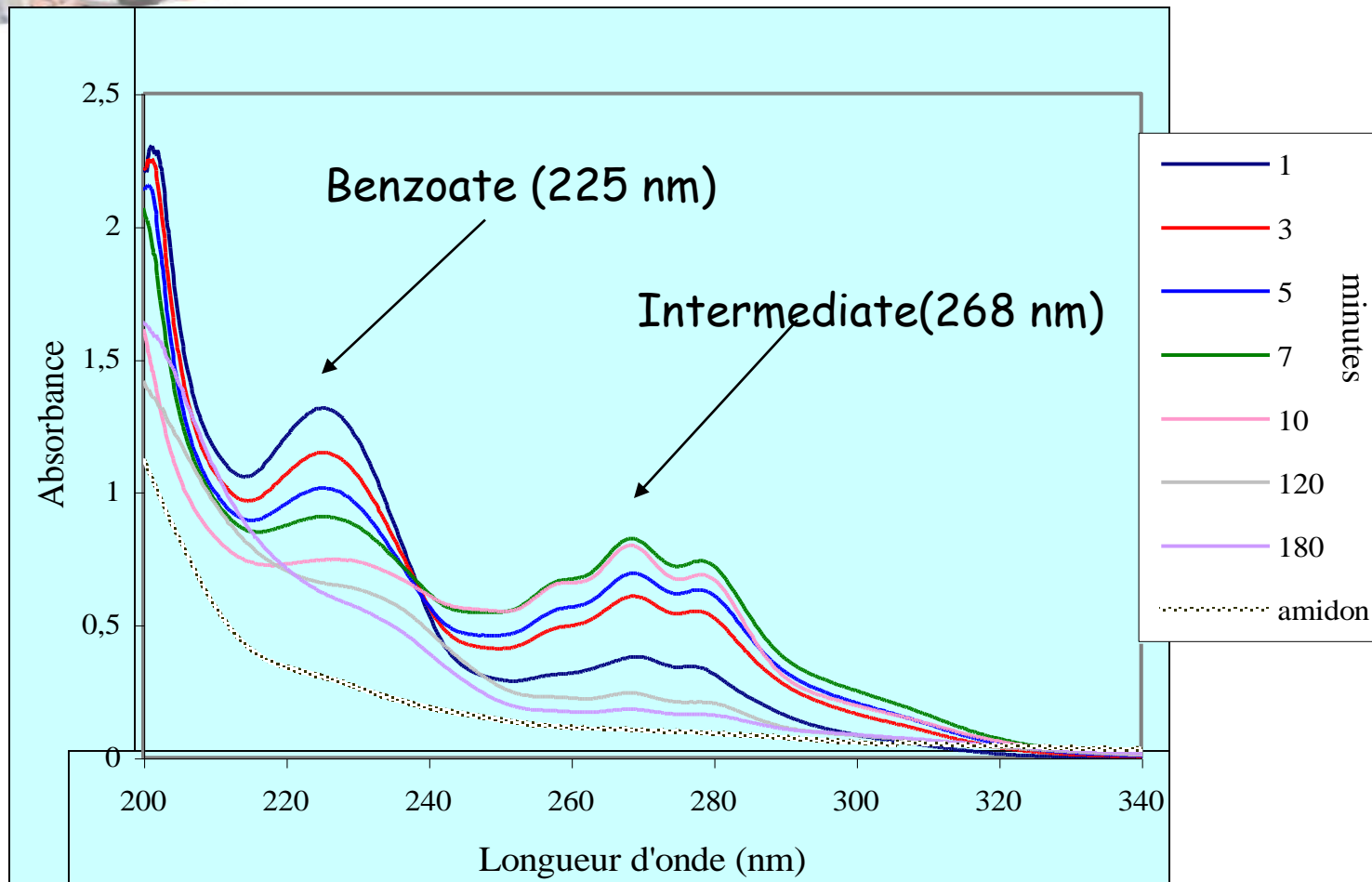


Mais Prop^{tés}. Mécaniques



Brevet N° 0005652 du 03 mai 2000. J. Delville, C. Bliard, C. Joly, P. Dole. Pat. WO2001083610A1
Delville J. et al Carbohyd. Polym. 49 (2002)





J. Delville, C. Joly, P. Dole, C. Bliard, Carbohydr. Polym., 49, 2002, 71-81,



⇒ Optimal System

- 20% sorbitol/glycerol
3% Sodium benzoate
- 10 min. UV Curing
- Insolubles : 98%
- Swelling : 4


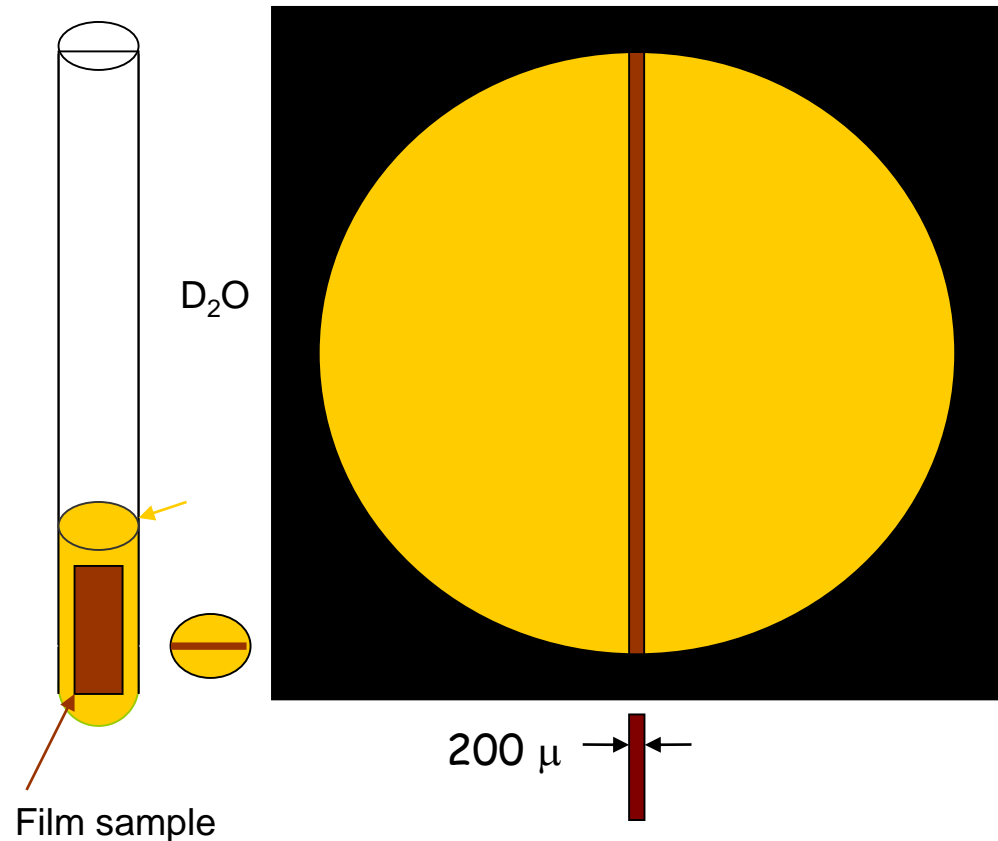




NMR imaging of a UV cured starch film in D₂O

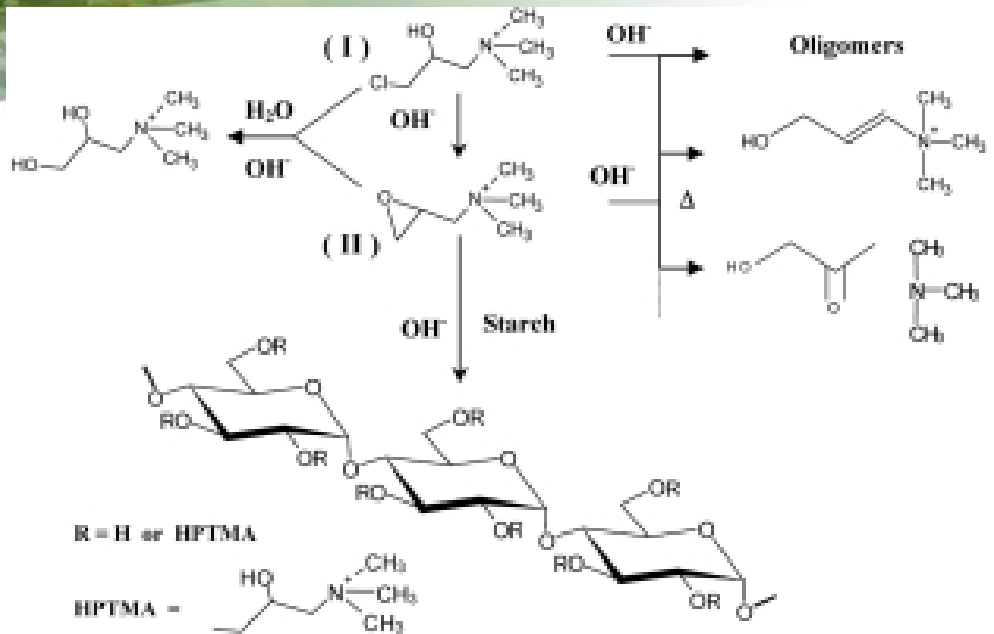
before swelling

after swelling

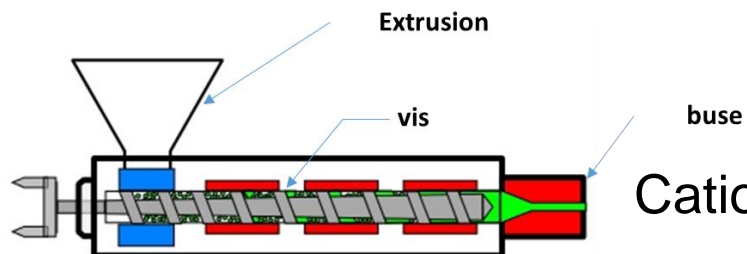


The max depth of photo crosslinking is 100 μm





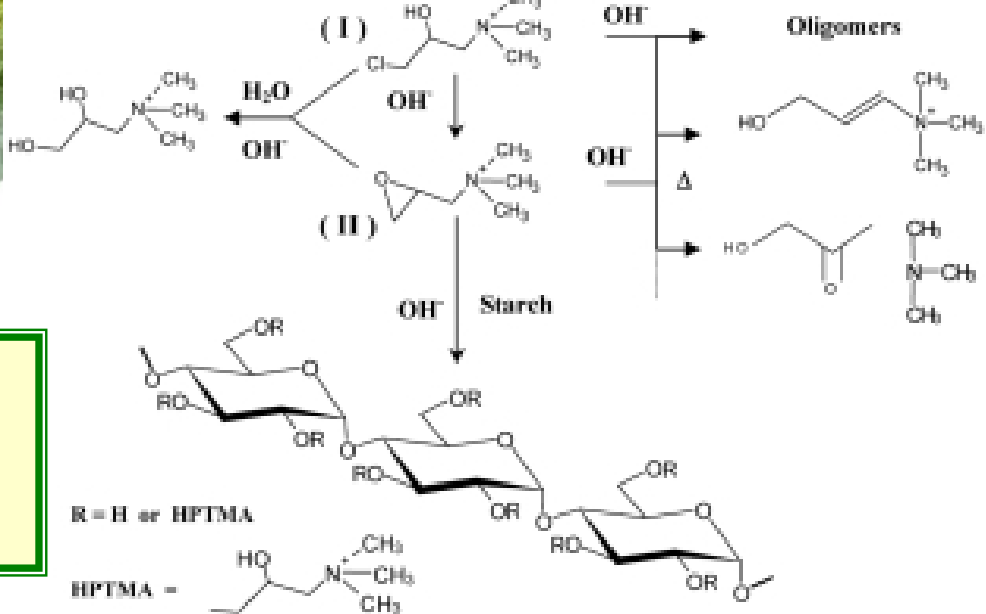
Starch + Gly + Quab



Modification chimique

Francoise Berzin, Lan Tighzert, Christophe Bliard, Ali Ayoub. Study of the Thermoplastic Wheat Starch Cationisation Reaction under Molten Condition. *Starch/Stärke*, 2004, 56 (11), pp.513-519. <10.1002/star.200300272>. <hal-02074504>





Cationisation de l'Amidon par Extrusion réactive

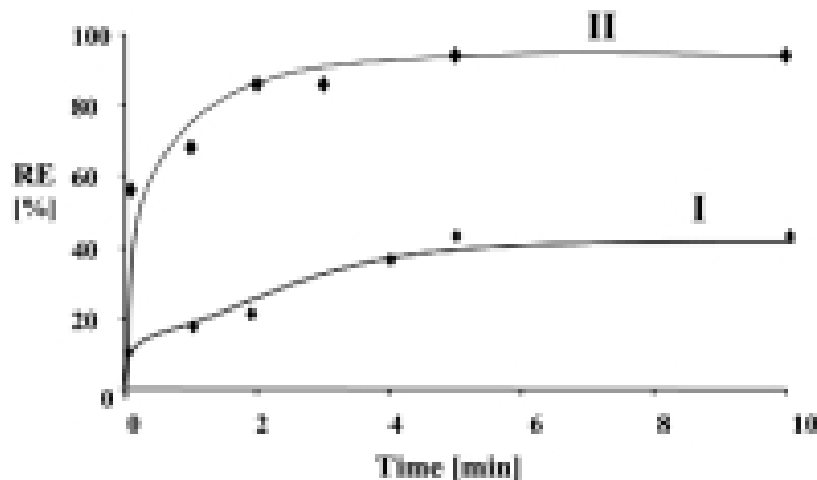
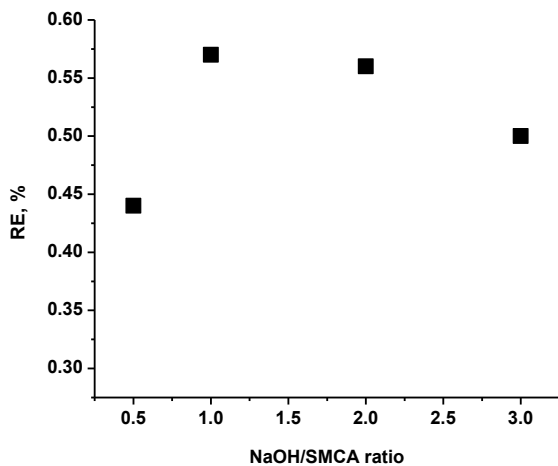


Figure 1 Influence of NaOH/SMCA ratio on the reaction efficiency

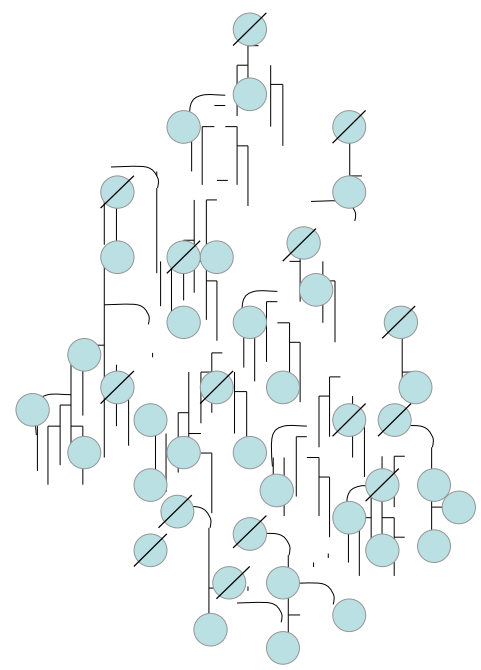
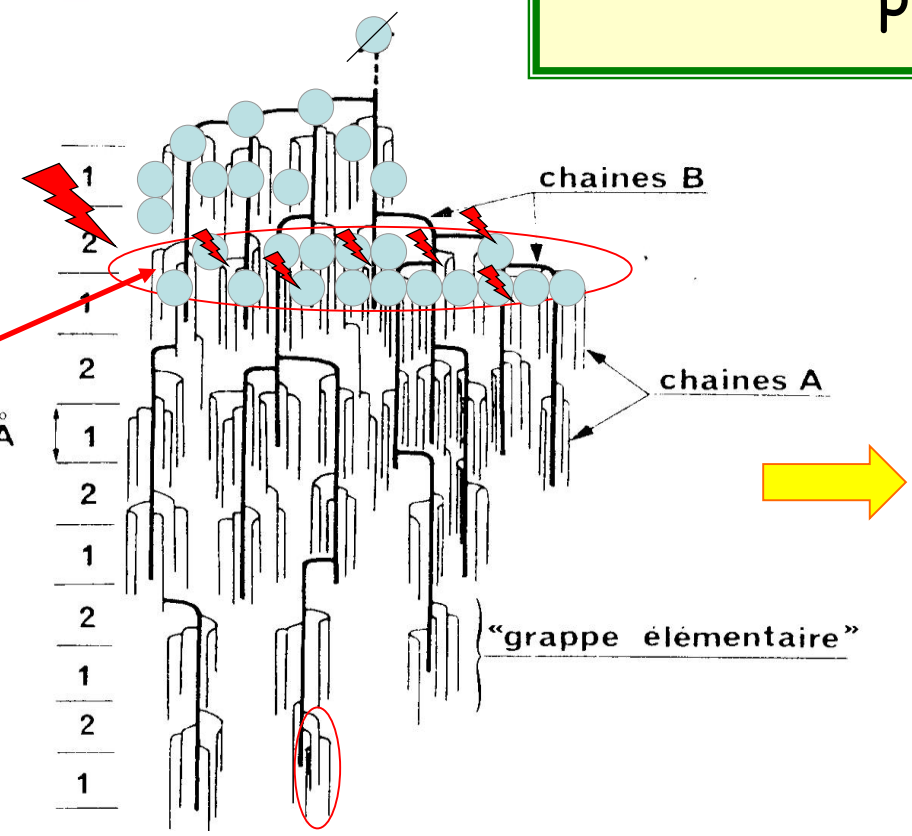
Ayoub A. Bliard C. ; *Starch/Stärke* 55 (2003) 297–303

Ibid. *Starch/Stärke*, 56 (2004) 513-519




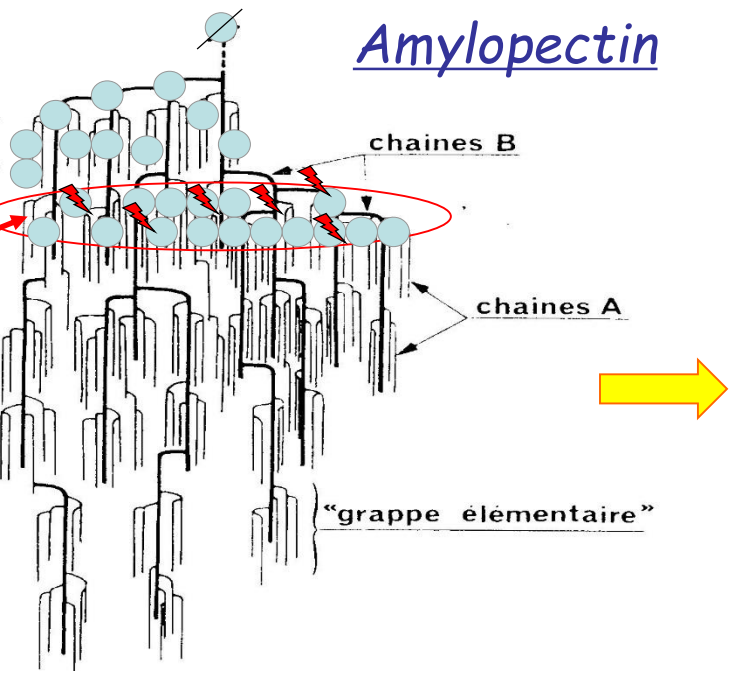
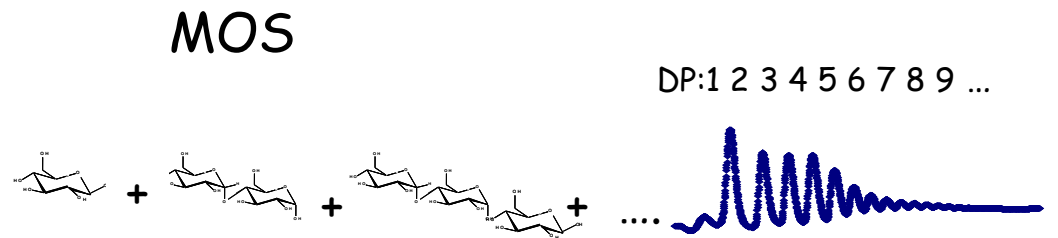



Amylolyse enzymatique de l'Amidon par Extrusion réactive



Amylopectin

MIMOS : Malto – IsoMalto OligoSaccharides

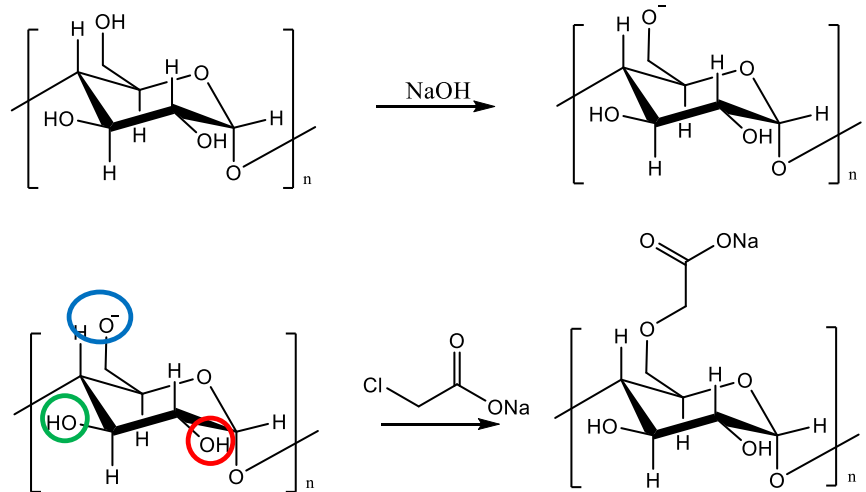


Carboxyméthyl Amidon Batch

Industrial large batch production of carboxymethylated starch (CMS) with sodium monochloroacetate (SMCA)



CMS

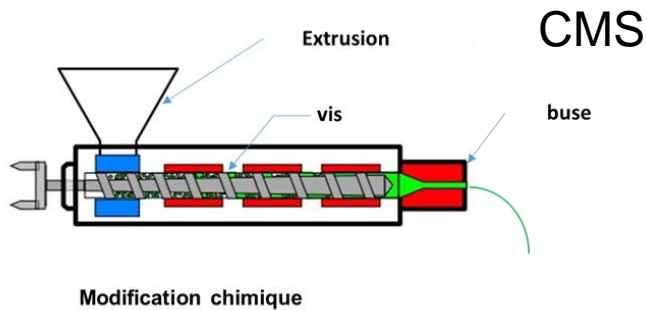
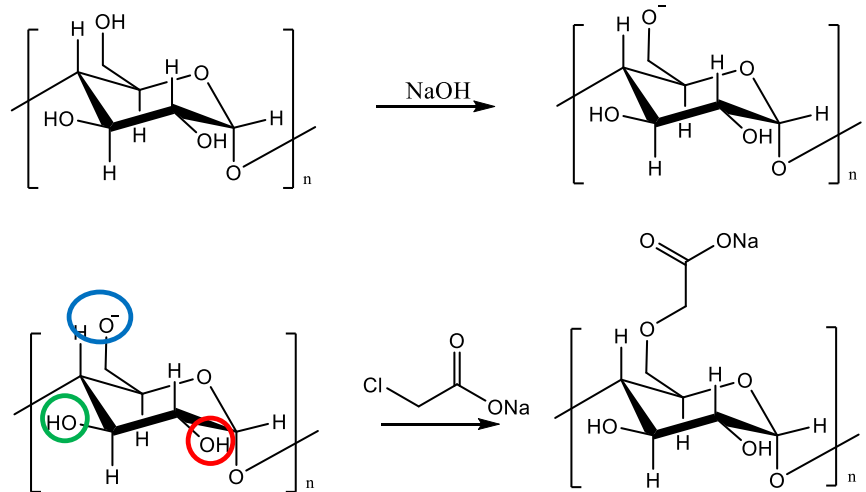


- substitution at the 3 OH positions of the AGU **C2, C3 and C6**
- maximum **theoretical DS** for starch is 3
- In practice, it is fairly difficult to achieve a high DS and **reaction efficiency (RE)** values without damaging the starch molecules

- ubiquitous equipment
- producing large amount of CMS
- quantity solvent & reagents used
- low RE & Poor reaction control
- high residence time
- slow heat transfer
- by-products

Carboxyméthyl Amidon par Extrusion réactive

Lab scale production of carboxymethyl starch (CMS) with sodium monochloroacetate (SMCA)

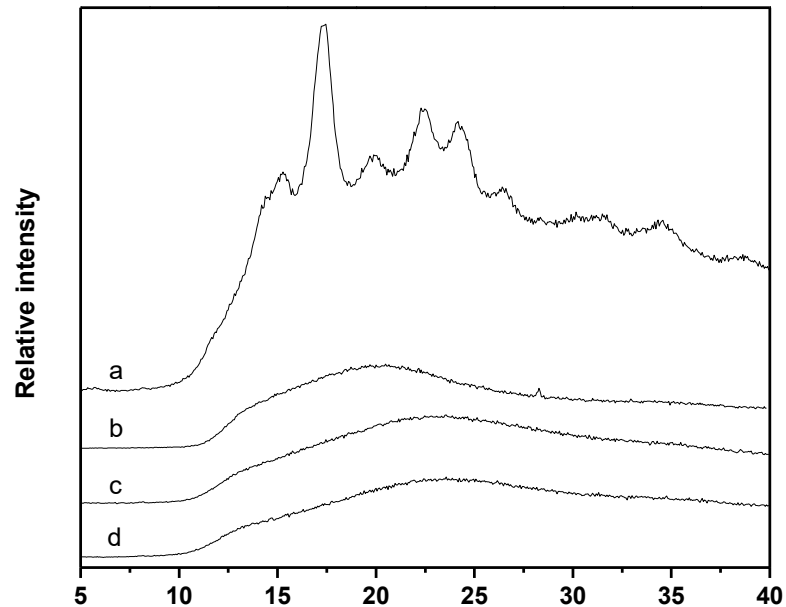


- Specific equipment
- producing large amount of CMS
- High RE & good reaction control
- Short residence time
- Fast heat transfer
- Few by-products

- substitution at the 3 OH positions of the AGU **C2, C3 and C6**
- maximum **theoretical DS** for starch is 3
- In practice, it is fairly difficult to achieve a high DS and **reaction efficiency (RE)** values without damaging the starch molecules

Amorphisation de l'amidon après extrusion

Spectre RX



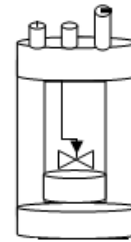
Amidon de départ
semi cristallin (B)

Extrudé 1
Extrudé 2
Extrudé 3

XRD B patterns for native potato starch (a), CMS 30 min⁻¹ (b), CMS 60 min⁻¹ (c), CMS 180 min⁻¹ (d).

Carboxyméthyl Amidon par Extrusion réactive

Plasticized Starch (glycerol, dextrans)
+ Reagent (SMCA)
+ NaOH



Chemical modification of starch using REX

Experimental conditions:

- different starch sources
 - starch plasticized with 15-30% glycerol and dextrin
 - T = 70-140°C, n = 60-180 min⁻¹
- elimination of all by-products
 - analysis of ultra-concentrate (UC) and ultra-filtrate (UF)

Ultrafiltration of product

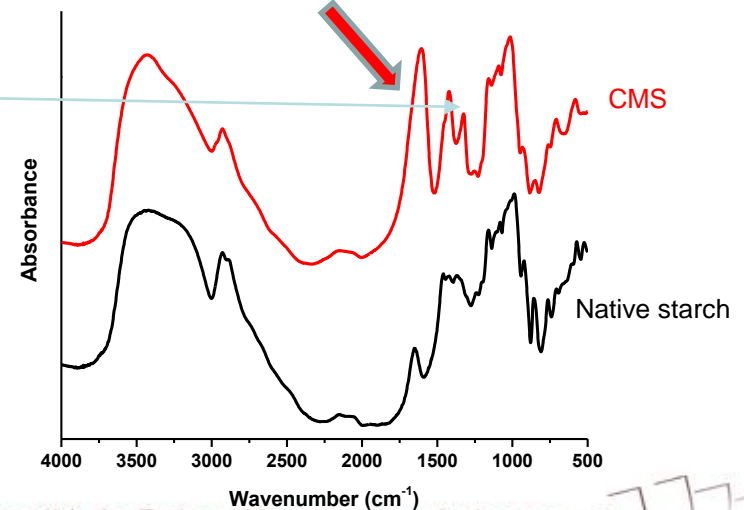
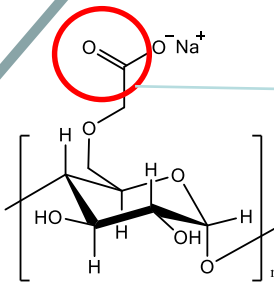
Dry product

NMR spectrum of UF

No sugar in UF

Efficient purification

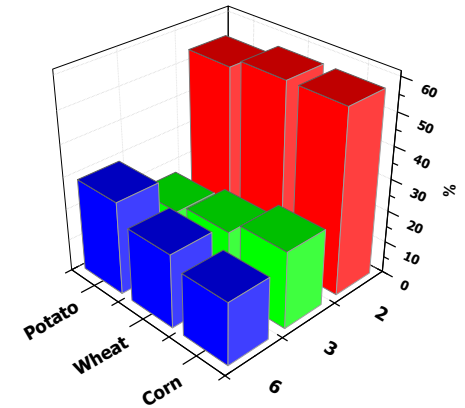
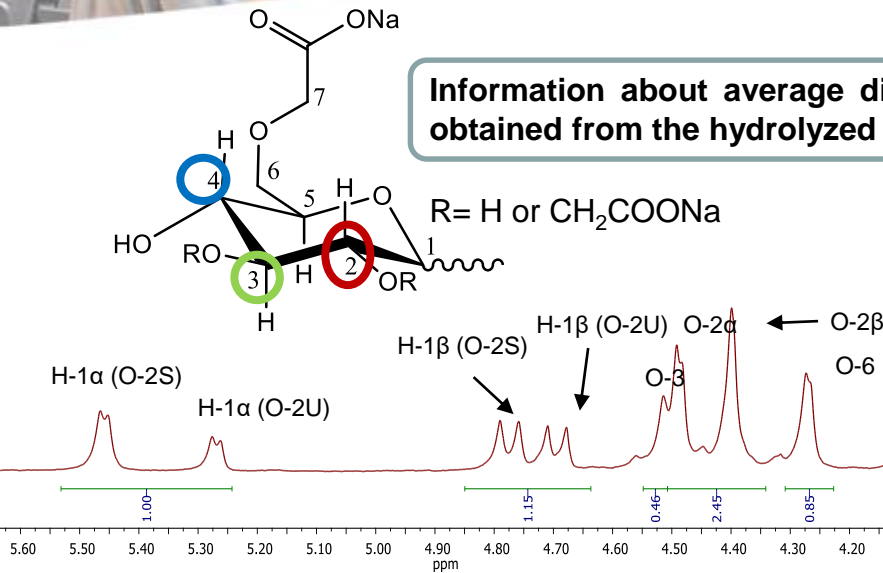
a: glycerol
b: carboxymethylated glycerol
c: SMCA



Mesures des DS & fonctions de distribution

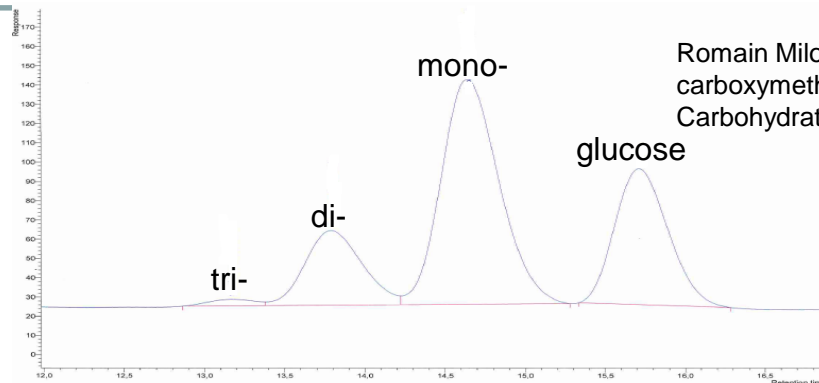
The DS of CMS samples studied by NMR.
The CMS samples were hydrolyzed to *substituted monomeric glucose* using D_2SO_4 .

Information about average distribution of the substituents is obtained from the hydrolyzed CMS 250 MHz NMR spectrum.



The distribution of carboxymethyl groups was in the order $O-2 \gg O-6 > O-3$, except in the case of corn starch where $O-3 > O-6$.

HPLC chromatography of hydrolyzed samples



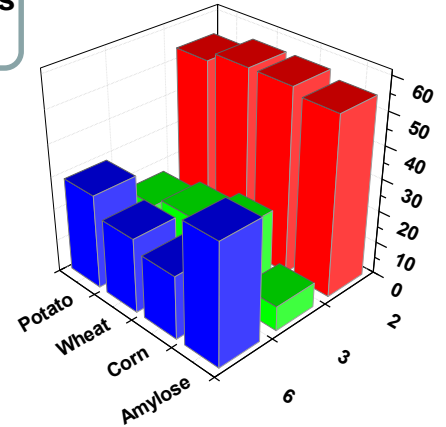
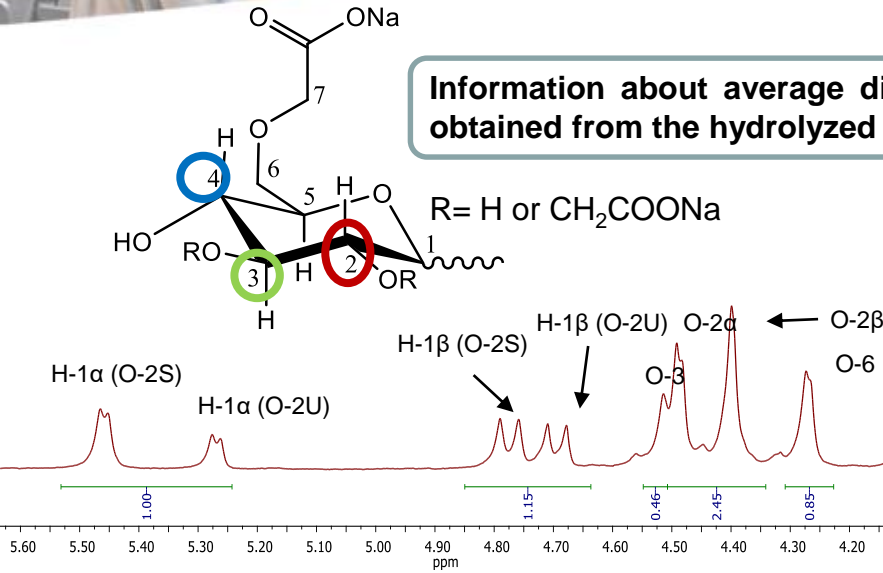
Romain Milotskyi, Christophe Bliard, Dominique Tusseau, Claude Benoit. Starch carboxymethylation by reactive extrusion: Reaction kinetics and structure analysis. Carbohydrate Polymers, Elsevier, 2018, 194, pp.193-199)

HPLC + NMR data
=
statistical approach

Mesures des DS & fonctions de distribution

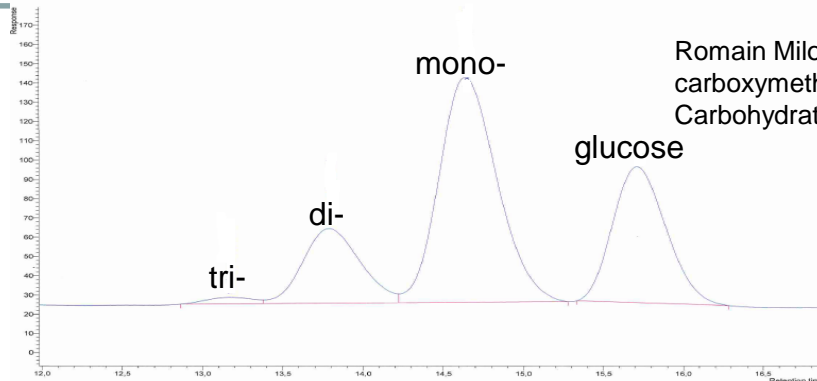
The DS of CMS samples studied by NMR.
The CMS samples were hydrolyzed to *substituted monomeric glucose* using D_2SO_4 .

Information about average distribution of the substituents is obtained from the hydrolyzed CMS 250 MHz NMR spectrum.



The distribution of carboxymethyl groups was in the order $O-2 \gg O-6 > O-3$, except in the case of corn starch where $O-3 > O-6$.

HPLC chromatography of hydrolyzed samples

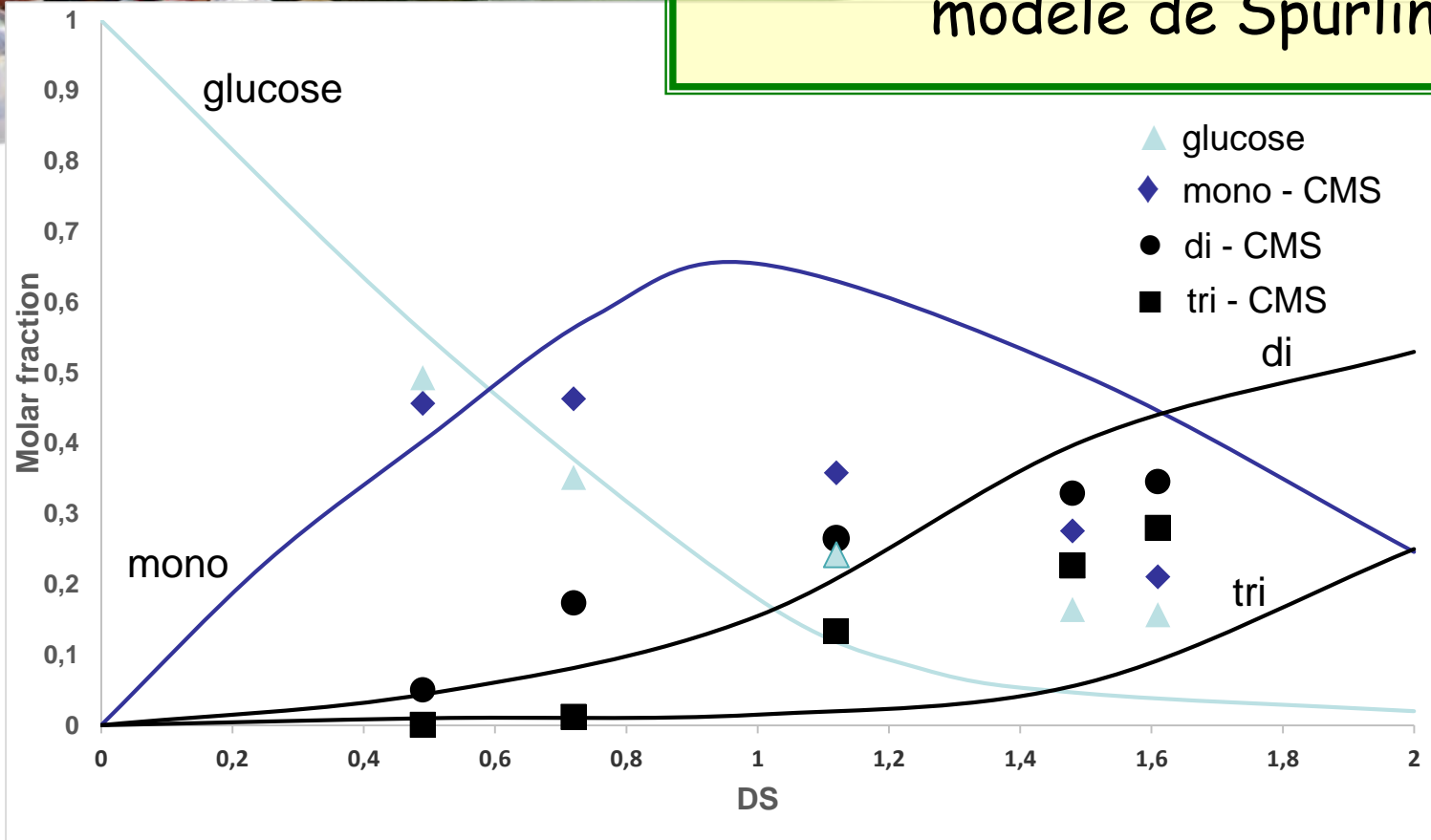


Romain Milotskyi, Christophe Bliard, Dominique Tusseau, Claude Benoit. Starch carboxymethylation by reactive extrusion: Reaction kinetics and structure analysis. Carbohydrate Polymers, Elsevier, 2018, 194, pp.193-199)

HPLC + NMR data
=
statistical approach



Carboxyméthylation de Amidon modèle de Spurlin *

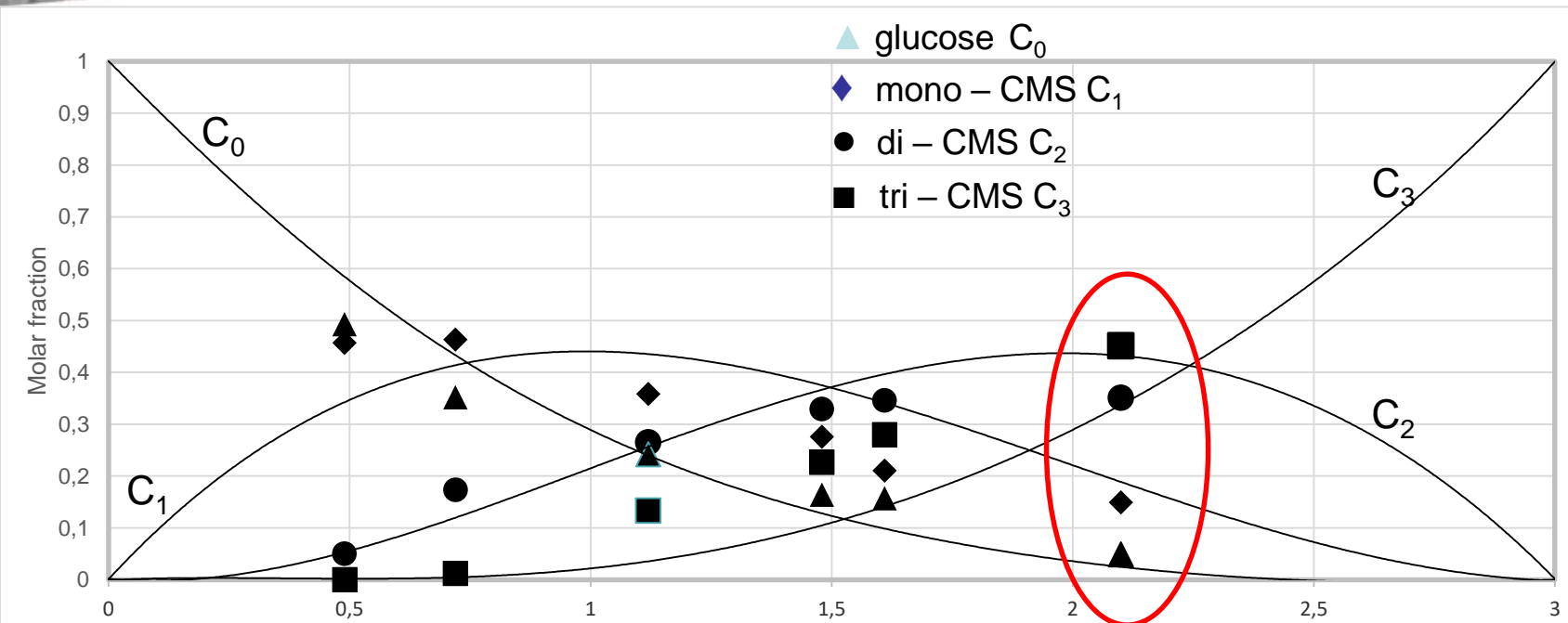


- deviation from the statistics (heterogeneous substitution)
- tetra-O-carboxymethylated units are not included in this model
- new properties (solubility, viscosity) **

* Spurlin, H.M.: Arrangement of substituents in cellulose derivatives. *J. Am. Chem. Soc.*, 1939. 61. 2222-2227.

** Heinze Th., U. Erler, I. Nehls, and D. Klemm. *Angew. Makromol. Chem.*, 215 (1994), 93-106.

Carboxyméthylation de Amidon modèle de Spurlin *



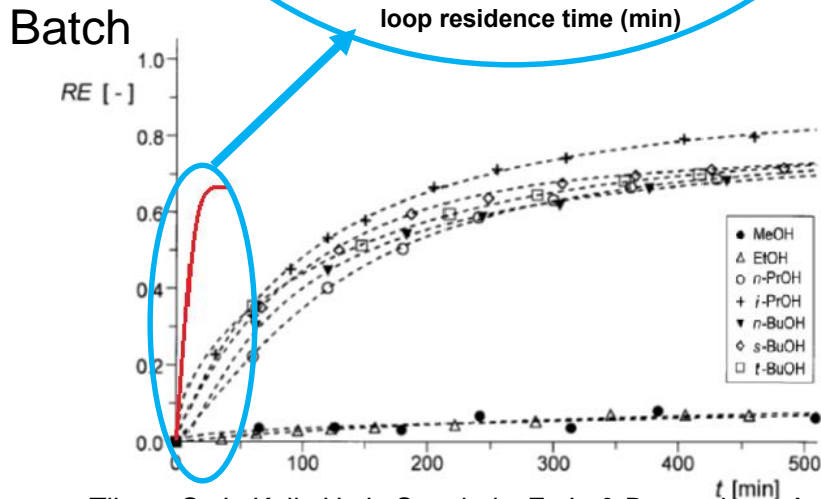
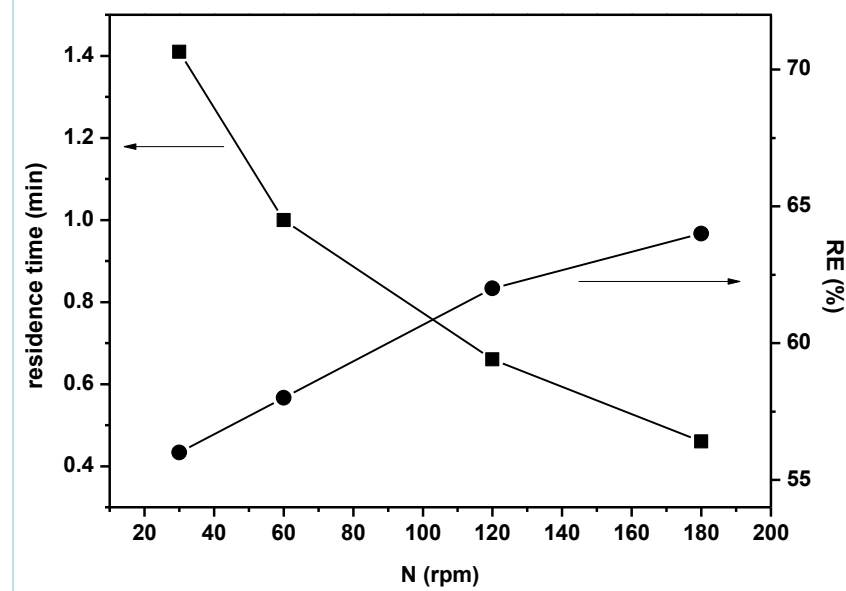
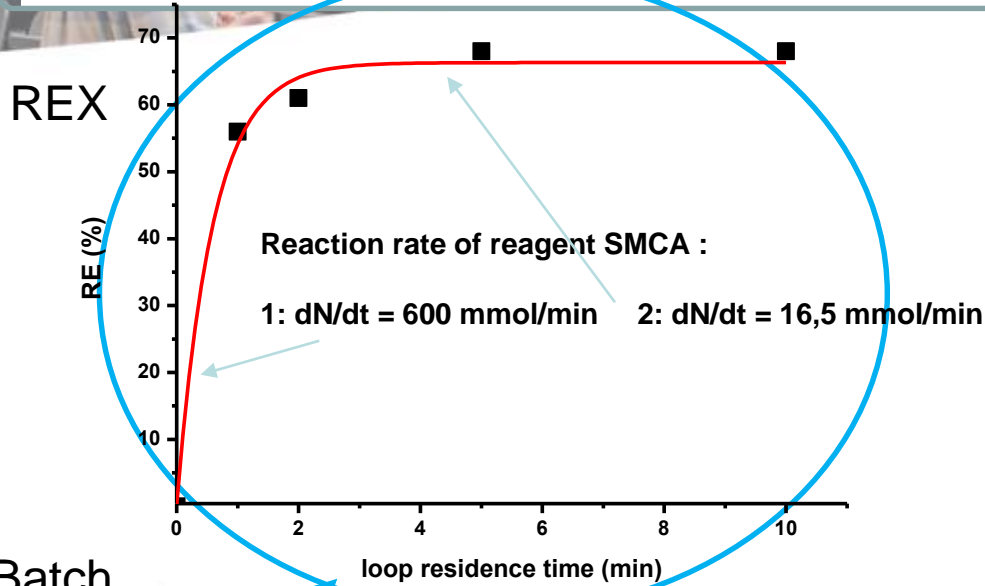
- deviation from the statistics (heterogeneous substitution)
- tetra-O-carboxymethylated units are not included in this model
- new properties (solubility, viscosity) **

* Spurlin, H.M.: Arrangement of substituents in cellulose derivatives. *J. Am. Chem. Soc.*, 1939. 61. 2222-2227.

** Heinze Th., U. Erler, I. Nehls, and D. Klemm. *Angew. Makromol. Chem.*, 215 (1994), 93-106.

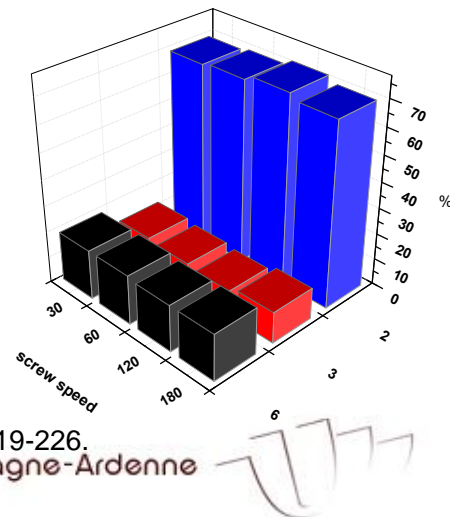
Carboxyméthyl Amidon par Extrusion réactive

The reaction kinetics was studied using loop (recirculation) mode of extruder by varying the residence time of the melt. Different residence times of the CMS samples were studied: continuous direct extrusion, 2 min, 5 min and 10 min.




$$RE (\%) = \frac{DS_{exp}}{DS_t} \times 100\%$$

No significant changes
in the distribution for different SME
(O-2 >> O-6 > O-3)



Tijssen, C. J., Kolk, H. J., Stamhuis, E. J., & Beenackers, A. A. C. M. (2001). Carbohydrate Polymers, 45, 219-226.



CMS / REX

Effets des Plastifiants

Sample	DS	RE %	SME (kJ/kg)
CMS (glycerol 25%)	0.57	57	75
CMS (water 40%)	0.31	31	45
CMS (Glucor® 25%)	0.44	44	140
CMS (H-Maltor® 25%)	0.15	15	225
CMS (EP2 25%)	0.22	22	90

Glucor : dextrin rich in glucose
maltose

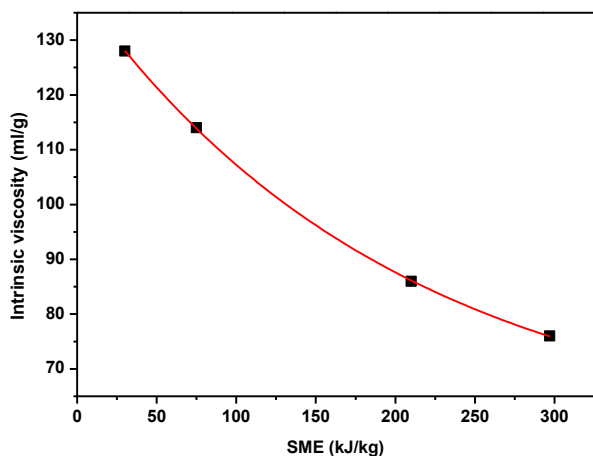
H-Maltor : dextrin rich in

EP2: sugar syrup from sucrose refinery

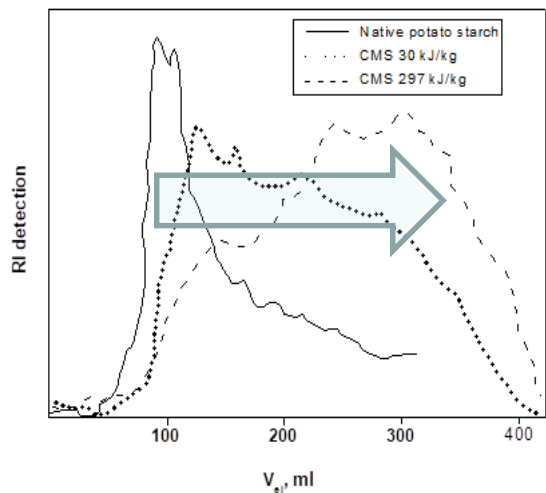
- **glycerol is one of the most efficient starch plasticizers**
- **reagent hydrolysis when water is used**
- **new cheap and eco-friendly plasticizers**



Carboxyméthyl Amidons

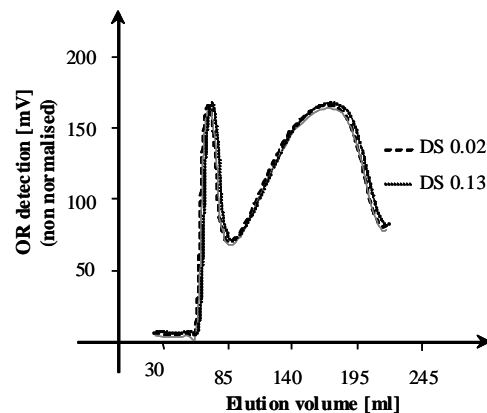
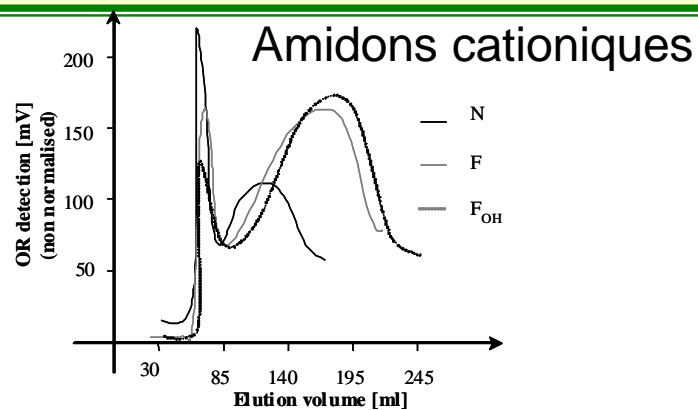


SME



Influence de l'Extrusion réactive sur la masse moléculaire

SEC

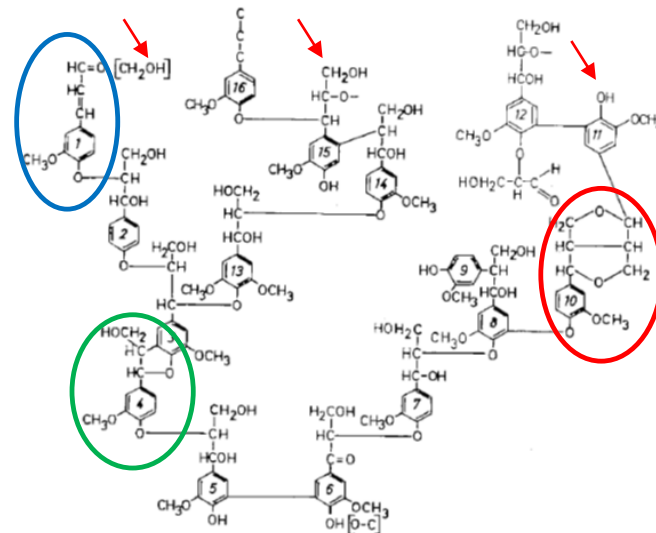
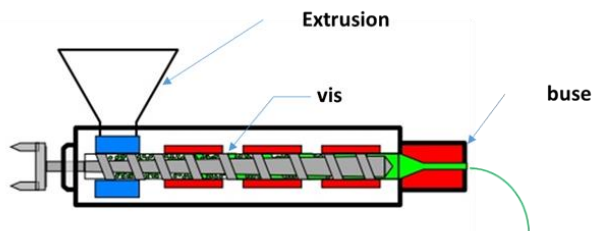




Esters de diacides de lignine par Extrusion réactive

La lignine : biopolymère abondant :
 Sous-prod. Papetterie
 Unités phényl propane

Estérification des OH (phénolique / Aliphatiques)



- L'estérification des OH libres de la lignine par des anhydrides maléique ou succinique conduit à l'introduction d'une fonction carboxylique sur le polymère.

Structure de la lignine d'épinette d'après Adler

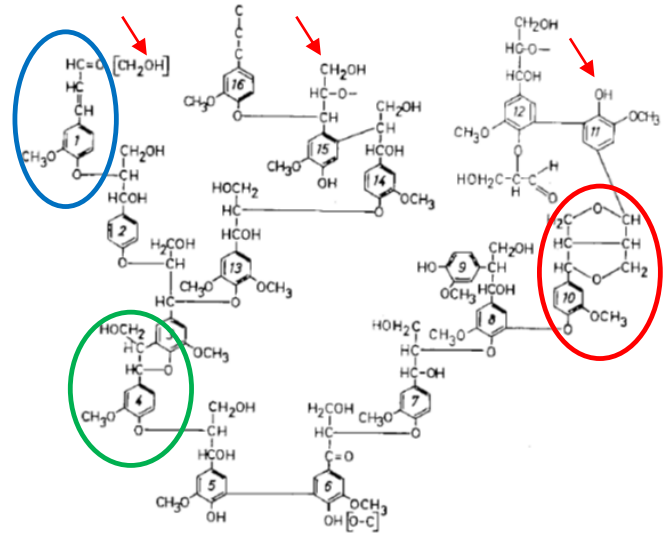
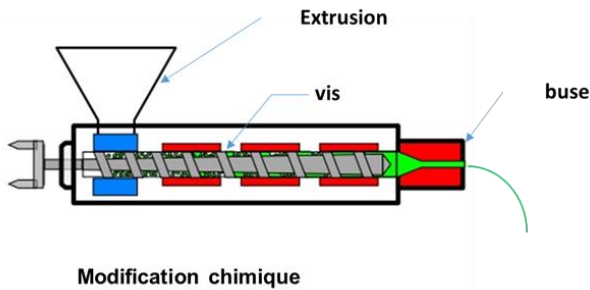




Esters de diacides de lignine par Extrusion réactive

Plastification de la lignine Kraft

DMSO
Glycol
Glycérol



• L'esterification des OH libres de la lignine par des anhydrides maléique ou succinique conduit à l'introduction d'une fonction carboxylique sur le polymère.

- producing large amount
- High RE & good reaction control
- Short residence time
- Fast heat transfer
- Few by-products
- **Specific equipment**





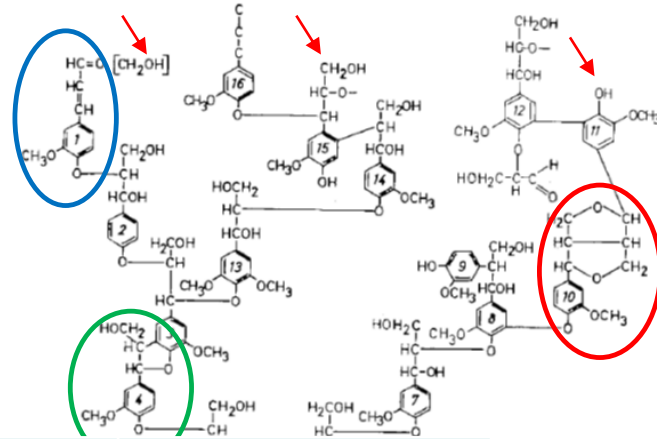
Esters de diacides de lignine par Extrusion réactive

Plastification de la lignine Kraft

DMSO

Glycol

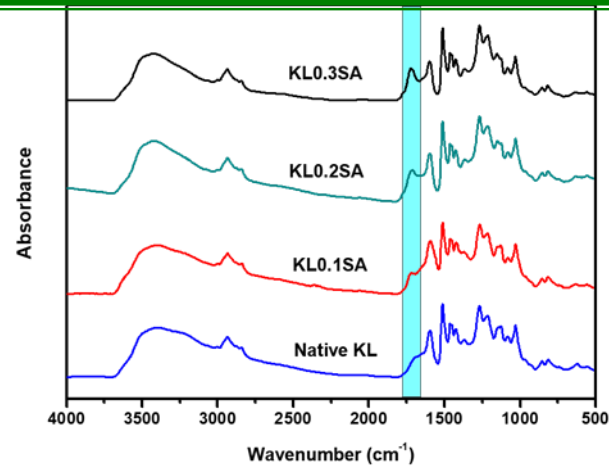
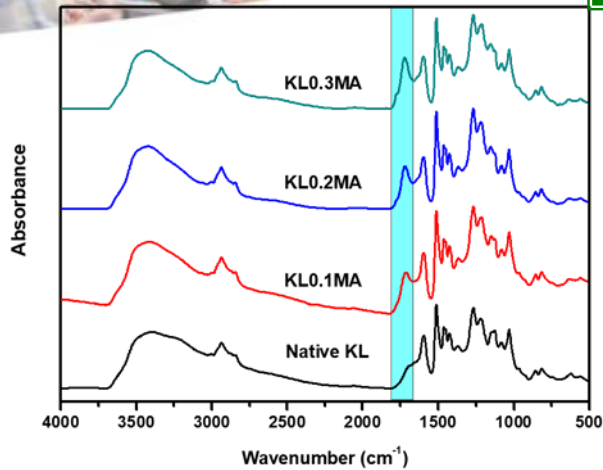
Glycérol



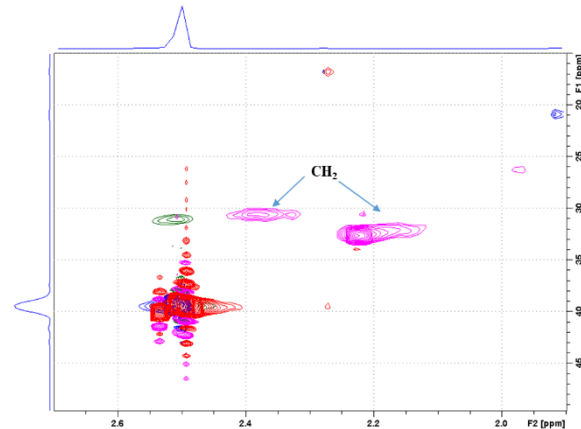
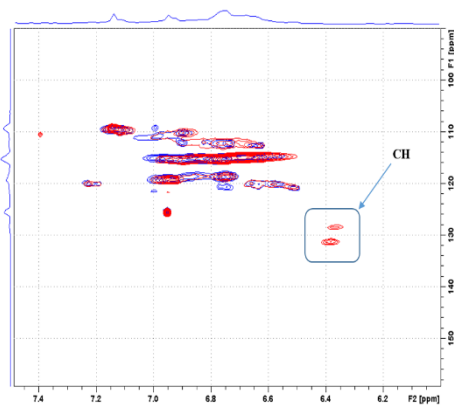
Plastifiants	M (N×m)	EMS (kJ/kg)	Viscosité fondue (Pa.s)
KL 15 % DMSO	3.3	237	4.9×10 ³
KL 20 % DMSO	2	144	1.2×10 ³
KL 25 % DMSO	1.8	130	4×10 ²
KLS 20% DMSO+H ₂ O	1.7	122	8,96×10 ³
KLS 20% Et Glycol	1.4	101	2,5×10 ³
KLS 20% Glycérol	1,5	108	2,4×10 ³



Esters de diacides de lignine par Extrusion réactive

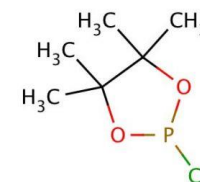
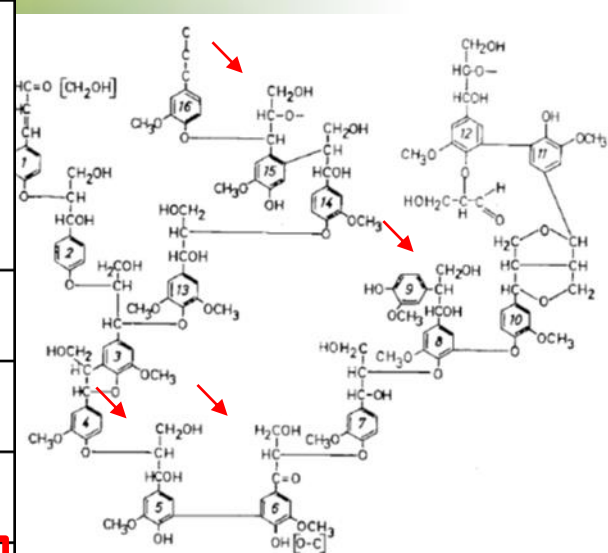


FTIR spectra of KL modified with different ratio of maleic (left) and succinic (right) anhydrides



2D NMR spectra of KL modified with different ratio of maleic (left) and succinic (right) anhydrides

KL	COOH	G -OH	S -OH	H -OH	Total phenolic -OH	Total aliphatic -OH	Total hydroxyl
Native	0.22	1.43	0.23	0.15	1.81	1.54	3.35
0.1 MA	0.28	1.31	0.18	0.12	1.61	1.3	2.91
0.2 MA	0.34	1.25	0.14	0.1	1.49	1.15	2.64
0.3 MA	0.56	1.2	0.12	0.08	1.40	0.8	2.2
0.1 SA	0.27	1.32	0.2	0.1	1.62	1.25	2.87
0.2 SA	0.42	1.29	0.12	0.08	1.49	1.2	2.69



Phosphinylation with 2-chloro-4,4,5,5-tetramethyl-dioxaphospholane


³¹P NMR spectra results of Phosphinylated KL modified with maleic and succinic anhydrides
 Showing that the aliphatic OH are more reactive than phenolic OH

MILOTSKYI, R., Szabó, L., Takahashi, K., Bliard, C. Chemical Modification of Plasticized Lignins Using Reactive Extrusion
 Frontiers in Chemistry, section Chemical and Process Engineering (in press)





« de l'échelle laboratoire







Follain et al. *J. of Appl. Polym. Science*, 97 (2005)1783-1794
Ibid *Carbohydrate. Polymer* 60 (2005)185-192.





... à la halle prépilote »



BC 21 Clextral 100 kg/h



Perspectives


Scale up



t/h



15 kg/h



2 kg/h



100 g/h

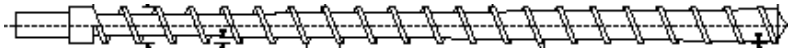
Great challenge




Solution : using a process simulation



Extrusion réactive et intensification des réactions : Une alternative aux réactions industrielles en batch ?

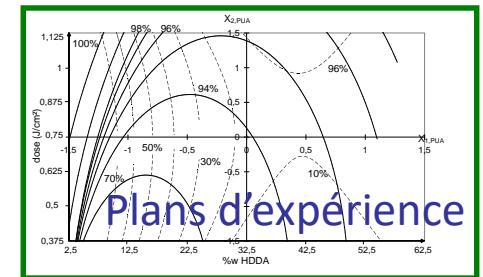
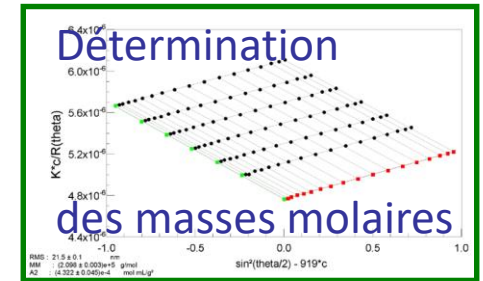
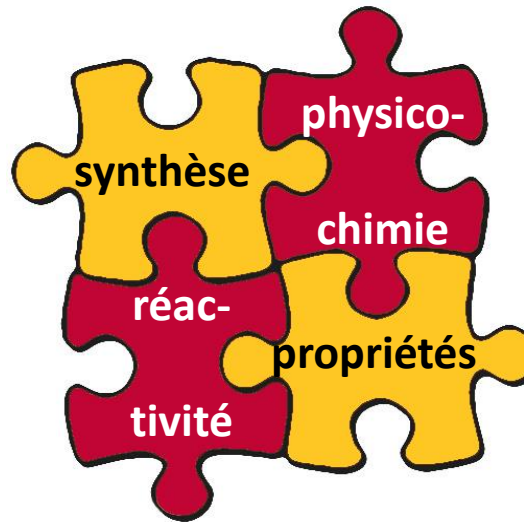
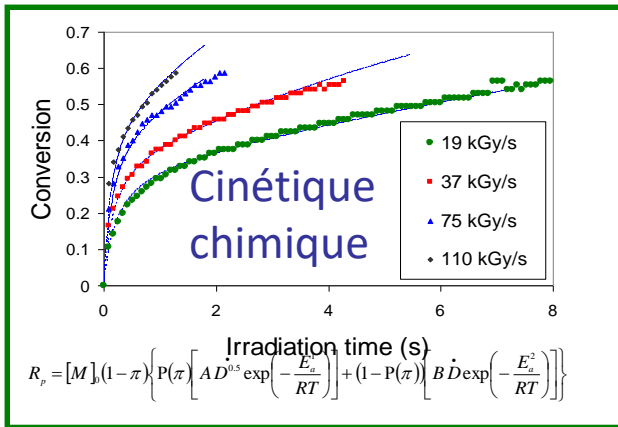
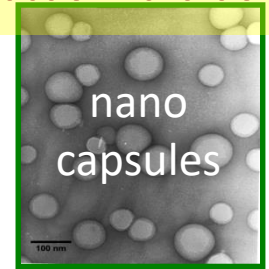
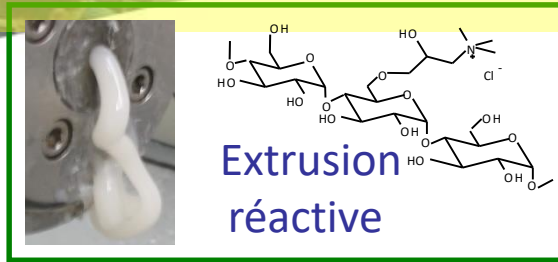
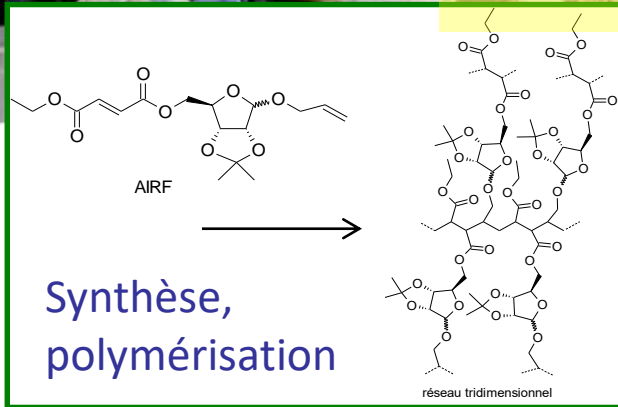




Conclusions REX

- Extrusion Réactive- un outil puissant pour l'intensification des réactions
- Adaptation de la technologie aux paramètres réactionnels
- Question : comment faciliter le transfert technologique à plus large échelle ?
- Réponse : par la formation et la diffusion de l'information

Groupe Polymères Fonctionnels et Réseaux ICMR - PFR



→ 5 thèses en cours basées sur des réactions originales de polysaccharides et/ou de lignines fonctionnalisés



Procédés intensifs de modification chimique

Matériaux ablatifs, renforts d'élastomères, photolithographie

- Micro et nanoencapsulation pour applications diagnostiques et thérapeutiques

Ecole thématique Procédés durables Grasse 24-29 septembre 2017



Polymères fonctionnels et réseaux

6 Ens.-chercheurs, 1 Chercheur CNRS, 1 IGR

Marie-Christine Andry	PR	Kamila Furtak	doctorante
Christophe Bliard	CR1-HDR	Imane Hadeif	doctorante
Maité Callewaert	MCF	Patrycja Kozik	doctorante
Xavier Coqueret	PR	Roman Milotskyi	doctorant
Florence Edwards	MCF-HDR	Siti Mohamad	doctorante
Céline Guillermain	MCF	Hamze Karaky	doctorant
Christelle Kowandy	IGR	Ali Mhanna	post-doc
Barbara Rogé	MCF-HDR	Gabriela Tataru	post-doc



Chimie macromoléculaire

Pharmacotechnie

Sucres et polysaccharides

→ Procédés propres de réticulation

- Encapsulation à visée cosmétique ou thérapeutique
- Monomères et polymères issus d'agro-ressources intensification des réactions
- Chimie sous rayonnement (polymérisation, réticulation, greffage)



Acknowledgement



Conseil regional Champagne-Ardenne



Merci de votre attention