



HAL
open science

Kinetic model of adsorption on crystal surfaces

Kazuo Aoki, Vincent Giovangigli

► **To cite this version:**

Kazuo Aoki, Vincent Giovangigli. Kinetic model of adsorption on crystal surfaces. *Physical Review E*, 2019, 99, 10.1103/PhysRevE.99.052137. hal-02333078

HAL Id: hal-02333078

<https://hal.science/hal-02333078>

Submitted on 25 Oct 2019

HAL is a multi-disciplinary open access archive for the deposit and dissemination of scientific research documents, whether they are published or not. The documents may come from teaching and research institutions in France or abroad, or from public or private research centers.

L'archive ouverte pluridisciplinaire **HAL**, est destinée au dépôt et à la diffusion de documents scientifiques de niveau recherche, publiés ou non, émanant des établissements d'enseignement et de recherche français ou étrangers, des laboratoires publics ou privés.

Kinetic model of adsorption on crystal surfacesKazuo Aoki^{1,2,*} and Vincent Giovangigli^{3,†}¹*Department of Mathematics, National Cheng Kung University, Tainan, Taiwan*²*NCTS, National Taiwan University, Taipei, Taiwan*³*CMAF-CNRS, École Polytechnique, 91128 Palaiseau, France*

(Received 15 January 2019; published 29 May 2019)

A kinetic theory model describing physisorption and chemisorption of gas particles on a crystal surface is introduced. A single kinetic equation is used to model gas and physisorbed particles interacting with a crystal potential and colliding with phonons. The phonons are assumed to be at equilibrium and the physisorbate-gas equation is coupled to similar kinetic equations describing chemisorbed particles and crystal atoms on the surface. A kinetic entropy is introduced for the coupled system and the H theorem is established. Using the Chapman-Enskog method with a fluid scaling, the asymptotic structure of the adsorbate is investigated and fluid boundary conditions are derived from the kinetic model.

DOI: [10.1103/PhysRevE.99.052137](https://doi.org/10.1103/PhysRevE.99.052137)**I. INTRODUCTION**

The interaction of gases with solid surfaces is of paramount importance in science and engineering with applications in hypersonic reentry [1–6], combustion [7], ablation [8], condensation and evaporation [9–11], chemical deposition [12], catalysis [13], or corrosion [14]. This is a strong motivation for investigating kinetic models of adsorption processes, at a scale intermediate between molecular simulation [15–17] and fluid models [18–20], as well as deriving fluid boundary conditions at reactive surfaces by using the Chapman-Enskog method.

The interaction of gas particles with solid walls has been the object of various studies in a kinetic framework. Models assuming chemical equilibrium at the boundary may be investigated by using Maxwell-type boundary conditions with boundary partial densities obtained from equilibrium conditions, avoiding the complexities of gas surface interaction. Maxwell-type boundary conditions arbitrarily specify the incoming flux of gas particles at the wall as a linear combination between perfect reflection and the wall Maxwellian reemission of the outgoing flux [21]. The coefficient involved in this linear combination is termed the accommodation coefficient. More refined formulations introduce a scattering kernel in order to express the incoming flux of gas particles in terms of the outgoing flux [21]. The mathematical properties of such kernels have been analyzed and various scattering kernel expansions in terms of special functions have been investigated. A comprehensive study of such classical wall boundary conditions for gas distribution functions is presented in the monograph of Cercignani [21]. A main disadvantage of these methods, however, is that they are not directly related with the underlying physics, in particular with atom characteristics or interaction potentials [21,22].

On the other hand, physical models of gas-solid interfaces, introduced by Borman *et al.* [23–25], involve kinetic equations for gas particles interacting with a crystal potential and colliding with phonons that describe the fluctuating part of the surface potential. These models have led to important advances in the knowledge of condensation and evaporation, particle trapping, phonon drag, surface homogenization, or scattering kernels [22–34]. A comparison with more classical models has been presented by Brull *et al.* [22], who have also shown that the physical models may approximately imply Maxwell-type boundary conditions for a single gas in some asymptotic limit. Only gas particles have been considered in such studies, in other words, only physisorption phenomena [23].

However, chemical bonds may also be formed between particles and the surface and these chemisorbed species have to be considered as *other chemical species* compared to their parents' gas phase. Such chemisorbed species play a fundamental role in surface chemistry, notably as active intermediate species in heterogeneous reaction mechanisms [1–14]. A kinetic theory model describing both physisorption and chemisorption of gas particles on a solid surface is presented in this work. Such a *kinetic* model considering both physisorption and chemisorption and generalizing that of Borman *et al.* was not previously available to the best of the authors' knowledge. A single monatomic gas interacting with a monatomic crystal is considered, the situation of polyatomic gases or that of multicomponent mixtures with heterogeneous chemical reactions other than adsorption, laying beyond the scope of this work.

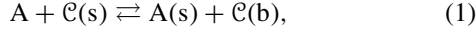
A unique kinetic equation is used to describe gas particles and physisorbed particles interacting with the surface. Using a single equation is natural since gas particles contacting with a surface should continuously transform into a layer of physisorbed particles. These particles interact with a potential field generated by fixed crystal particles and collide with phonons describing the fluctuating part of the surface potential. A kinetic equation for volume or surface phonons

*kazuo.aoki.22v@st.kyoto-u.ac.jp

†vincent.giovangigli@polytechnique.fr

could also be introduced [23,35–37], but it is assumed in this work for the sake of simplicity that phonons are at equilibrium [24,26,28,29].

Using classical heterogeneous reaction formalism [18–20], the adsorption surface reaction may be written in the form



where A denotes the monatomic physisorbed-gas particle, $A(s)$ the chemisorbed particle on the surface, \mathcal{C} the crystal atom, $\mathcal{C}(s)$ the crystal molecule on the surface that is a free site, and $\mathcal{C}(b)$ the bulk crystal molecule, that is, a crystal molecule bonded to a chemisorbed molecule. New kinetic equations for the chemisorbed species $A(s)$ and the crystal surface species $\mathcal{C}(s)$ and $\mathcal{C}(b)$ are introduced and coupled to the physisorbed-gas kinetic equation. The transition between physisorbed-gas particles A and chemisorbed particles $A(s)$ is described by surface chemistry terms in the kinetic equations and it is assumed that surface chemistry is slow in such a way that the crystal surface essentially remains at physical equilibrium [38]. A modified kinetic entropy is introduced for the coupled system and the H theorem is established.

A Chapman-Enskog type expansion is next investigated with a fluid scaling of the kinetic equations. A multiscale asymptotic analysis is performed and the fluid Stefan velocity associated with adsorption is naturally assumed to be small. The inner structure of the physisorbate, the chemisorbate, and the free atom layer are analyzed at zeroth order and closely related to interaction potentials. The zeroth order species boundary conditions are obtained and the Stefan gas flow issuing from the adsorbate layer results from the physisorbed-gas particle production by adsorption or desorption of the chemisorbate. The dynamic boundary conditions associated with the pressure tensor and the heat flux at the interface are also addressed.

The inner structure of the physisorbate, the chemisorbate, and the free site layer are next analyzed at first order. The linearized equations governing the perturbed distribution functions are differential-integral equations involving interaction potentials and phonon collision operators that differ from traditional Knudsen layer equations as well as the corresponding boundary conditions. The resulting first order surface species boundary conditions also involve tangential diffusion, due to the interaction with phonons, that is investigated in a molar framework. The first order gas Stefan flow issuing from the adsorbate finally involves a robin type boundary condition with mixed derivatives.

The kinetic model is presented in Sec. II and the asymptotic framework in Sec. III C. Zeroth order expansions and mass boundary conditions are investigated in Sec. IV, momentum and thermal boundary conditions in Sec. V, and first order expansions in Sec. VI.

II. KINETIC MODEL

The kinetic equations modeling gas adsorption on a solid surface are presented in this section. These equations typically describe particles interacting with a potential field and colliding with phonons [23,24,27]. The chemisorbate equation as well as the kinetic description of the crystal species appear to be new to the authors' knowledge [38]. In the following, in

order to keep notation short, the subscript p is associated with physisorbed-gas particles A , the subscript c to chemisorbed particles $A(s)$, the subscript s to free site crystal species $\mathcal{C}(s)$, the subscript b to bulk crystal species $\mathcal{C}(b)$ that are on the surface layer Σ and the subscript σ to the surface layer particles. In summary, the subscripts $\{p, c, s, b, \sigma\}$ correspond, respectively, to A , $A(s)$, $\mathcal{C}(s)$, $\mathcal{C}(b)$, and Σ .

A. Kinetic equations for the adsorbate

We consider a single monatomic gas governed by the Boltzmann equation [23,24,27]

$$\begin{aligned} \partial_t f_p + \mathbf{c}_p \cdot \partial_{\mathbf{x}} f_p - \frac{1}{m_p} \partial_{\mathbf{x}} W_p \cdot \partial_{\mathbf{c}_p} f_p \\ = J_{p,p}(f_p, f_p) + \mathcal{J}_{p,ph}(f_p) + \mathcal{C}_p, \end{aligned} \quad (2)$$

where ∂_t stands for the time derivative operator, $\partial_{\mathbf{x}}$ the space derivative operator, $f_p(t, \mathbf{x}, \mathbf{c}_p)$ the physisorbate-gas particle distribution function, \mathbf{c}_p the physisorbed-gas particle velocity, m_p the particle mass that is the mass m_A of atom A , W_p the interaction potential between *fixed* crystal particles and physisorbed-gas particles, $\partial_{\mathbf{c}_p}$ the velocity derivative operator, $J_{p,p}$ the gas-gas collision operator, $\mathcal{J}_{p,ph}$ the gas-phonon collision operator, and \mathcal{C}_p the chemistry source term. The solid surface Σ is assumed to be planar and located at $z = 0$ with the spatial coordinates written $\mathbf{x} = (x, y, z)'$ and \mathbf{e}_z denotes the base vector in the normal direction oriented toward the gas.

The gas-gas collision operator $J_{p,p}$ is in the traditional form [39–42]

$$\begin{aligned} J_{p,p}(f_p, \tilde{f}_p) = \int [f_p(\mathbf{c}'_p) f_p(\tilde{\mathbf{c}}'_p) - f_p(\mathbf{c}_p) f_p(\tilde{\mathbf{c}}_p)] \\ \times W_{p,p} d\tilde{\mathbf{c}}_p d\mathbf{c}'_p d\tilde{\mathbf{c}}'_p, \end{aligned} \quad (3)$$

where in a direct collision $\tilde{\mathbf{c}}_p$ denotes the velocity of the collision partner, \mathbf{c}'_p and $\tilde{\mathbf{c}}'_p$ the velocities after collision, and $W_{p,p}$ the transition probability for gas-gas collisions. Only binary collisions are considered and the transition probability $W_{p,p}$ satisfies the reciprocity relation $W_{p,p}(\mathbf{c}_p, \tilde{\mathbf{c}}_p, \mathbf{c}'_p, \tilde{\mathbf{c}}'_p) = W_{p,p}(\mathbf{c}'_p, \tilde{\mathbf{c}}'_p, \mathbf{c}_p, \tilde{\mathbf{c}}_p)$ associated with microreversibility. The collision term $J_{p,p}$ may equivalently be written in terms of collision cross sections [39–42].

The phonon collision operators will be investigated in Sec. II E and the reactive operators in Sec. II F. These collision operators $\mathcal{J}_{p,ph}$ and \mathcal{C}_p both vanish far from the surface as well as the potential W_p in such a way that letting $z \rightarrow \infty$ in Eq. (2) yields the kinetic equation in the gas phase

$$\partial_t f_g + \mathbf{c}_p \cdot \partial_{\mathbf{x}} f_g = J_{p,p}(f_g, f_g), \quad (4)$$

where $f_g(t, \mathbf{x}, \mathbf{c}_p)$ denotes the gas particle distribution function and the gas particle velocity \mathbf{c}_p may equivalently be denoted by \mathbf{c}_g . The kinetic equation (4) is the standard Boltzmann equation for a single monatomic gas and there is thus a single kinetic framework describing both gas and physisorbed particles, the gas equation being recovered far from the surface.

Chemisorption involves the formation of a chemical bond between the adsorbate and the adsorbent [17]. The particles of the chemisorbate $A(s)$ are localized on the solid surface Σ and have to be considered as different chemical species. The distribution function of the chemisorbate is governed by the

kinetic equation

$$\partial_t f_c + \mathbf{c}_c \cdot \partial_{\mathbf{x}} f_c - \frac{1}{m_c} \partial_{\mathbf{x}} w_c \cdot \partial_{\mathbf{c}_c} f_c = \mathcal{J}_{c,\text{ph}}(f_c) + \mathcal{C}_c, \quad (5)$$

where $f_c(t, \mathbf{x}, \mathbf{c}_c)$ denotes the chemisorbed particle distribution function, \mathbf{c}_c the particle velocity, w_c the interaction potential between *fixed* crystal particles and chemisorbed particles, $m_c = m_A$ the particle mass, $\mathcal{J}_{c,\text{ph}}$ the chemisorbed particles and phonon collision term, and \mathcal{C}_c the reactive source term. This equation is analogous to that used for the physisorbed species, with the physisorbate potential w_p replaced by the chemisorbate potential w_c , with a similar physical interpretation. It is also in the form derived by Bogoliubov and Bogoliubov [43] and similar to kinetic equations describing lattice gases introduced by Bogdanov *et al.* [27].

B. Kinetic equations for the surface layer

The distribution function for the free sites $\mathcal{C}(s)$ on the surface Σ is assumed to be governed by the kinetic equation

$$\partial_t f_s + \mathbf{c}_s \cdot \partial_{\mathbf{x}} f_s - \frac{1}{m_s} \partial_{\mathbf{x}} w_s \cdot \partial_{\mathbf{c}_s} f_s = \mathcal{J}_{s,\text{ph}}(f_s) + \mathcal{C}_s, \quad (6)$$

where $f_s(t, \mathbf{x}, \mathbf{c}_s)$ denotes the free site particle distribution function, \mathbf{c}_s the particle velocity, w_s the interaction potential between *fixed* interior crystal particles (not on the surface layer) and free site crystal surface particles, m_s the particle mass that is the mass m_C of atom \mathcal{C} , $\mathcal{J}_{s,\text{ph}}$ the crystal particle and phonon collision operator, and \mathcal{C}_s the reactive source term. The phonon collision operators will be investigated in Sec. II E and the reactive operators in Sec. II F. Equation (6) is naturally similar to the chemisorbate kinetic equation since for crystal growth phenomena the chemisorbed layer is also a crystal layer. Equation (6) is also in the general form derived by Bogoliubov and Bogoliubov [43] as well as in the form of a one-particle equation obtained from the Bogoliubov-Born-Green-Kirkwood-Yvon (BBGKY) hierarchy. The equilibrium distribution associated with (6) is a Maxwellian distribution constrained by the crystal potential w_s in agreement with statistical physics at equilibrium [44–47]. In other words, the free site particles are moving at velocity \mathbf{c}_s but trapped by the crystal potential w_s . In previous work, it was assumed that the crystal species distributions remain Maxwellian [38] but this simplifying assumption, that is valid at zeroth order, is not anymore feasible at first order since surface diffusion of chemisorbed species naturally involves surface diffusion of free sites.

A similar kinetic equation may be written to describe the distribution f_b of the bulk species $\mathcal{C}(b)$ located on the surface Σ in the form

$$\partial_t f_b + \mathbf{c}_b \cdot \partial_{\mathbf{x}} f_b - \frac{1}{m_b} \partial_{\mathbf{x}} w_b \cdot \partial_{\mathbf{c}_b} f_b = \mathcal{J}_{b,\text{ph}}(f_b) + \mathcal{C}_b, \quad (7)$$

where $f_b(t, \mathbf{x}, \mathbf{c}_b)$ denotes the bulk particle, of the crystal surface, distribution function, \mathbf{c}_b the particle velocity, $w_b = w_s$ the interaction potential between fixed inner crystal particles and crystal surface particles, $m_b = m_C$ the particle mass, $\mathcal{J}_{b,\text{ph}}$ the bulk crystal particle and phonon collision operator and \mathcal{C}_b the reactive source term. Essentially macroscopic moments of this equation will be used, in order notably to establish links with traditional fluid boundary conditions. This equation

is analogous to the free site equation with a similar physical interpretation. The phonon collision term may also be interpreted as an overall relaxation operator encompassing phenomena of different origins.

The surface layer Σ is the last layer of atoms of the crystal located around $z = 0$ and constituted by free site particles $\mathcal{C}(s)$ as well as bulk crystal particles $\mathcal{C}(b)$. The *unperturbed* or *standard* surface layer distribution function f_σ^c is solution of the kinetic equation

$$\partial_t f_\sigma^c + \mathbf{c}_\sigma \cdot \partial_{\mathbf{x}} f_\sigma^c - \frac{1}{m_\sigma} \partial_{\mathbf{x}} w_\sigma \cdot \partial_{\mathbf{c}_\sigma} f_\sigma^c = \mathcal{J}_{\sigma,\text{ph}}(f_\sigma^c), \quad (8)$$

where $w_\sigma = w_s$ denotes the interaction potential between fixed interior crystal particles and crystal surface particles, $m_\sigma = m_C$, and $\mathcal{J}_{s,\text{ph}} = \mathcal{J}_{\sigma,\text{ph}}$ the crystal particle and phonon collision operator. The standard surface distribution function f_σ^c may be seen as that of a physically unperturbed crystal surface. The probability $1 - \theta$ to find an open site $\mathcal{C}(s)$ on the surface layer Σ is then defined as the ratio

$$1 - \theta = \frac{f_s}{f_\sigma^c}, \quad (9)$$

so that $f_s(\mathbf{c}_s) = [1 - \theta(\mathbf{c}_s)]f_\sigma^c(\mathbf{c}_s)$. The quantity θ is usually termed the coverage and represents the probability that a crystal site is occupied by a particle $A(s)$ in the monolayer chemisorbate, whereas $1 - \theta$ is the probability that a crystal site is free. A kinetic equation governing the probability $1 - \theta$ is easily obtained from (6) and (8) but will not be needed in the following. The probability of free sites $1 - \theta$ is obtained here as a kinetic variable and will be shown to only depend on time t and tangential coordinate \mathbf{x}_\parallel at zeroth order as was assumed in previous work [38].

C. Summed potentials

The interaction potentials, summed over fixed crystal particles, w_p , w_c , and $w_s = w_b = w_\sigma$ are assumed to only depend on the normal coordinate z in order to simplify the algebra involved in the solution of the kinetic equations. These potentials are written in the form $w_p = w_p(z/\delta)$, $w_c = w_c(z/\delta)$, and $w_\sigma = w_\sigma(z/\delta)$, where δ is a characteristic range of the surface potential also characteristic of the range of gas-phonons interaction and $\zeta = z/\delta$ is the corresponding rescaled normal coordinate. The potentials are such that

$$\lim_{\zeta \rightarrow 0} w_p(\zeta) = +\infty, \quad \lim_{\zeta \rightarrow +\infty} w_p(\zeta) = 0, \quad (10)$$

$$\lim_{\zeta \rightarrow \zeta_c^-} w_c(\zeta) = +\infty, \quad \lim_{\zeta \rightarrow \zeta_c^+} w_c(\zeta) = +\infty, \quad (11)$$

$$\lim_{\zeta \rightarrow \zeta_\sigma^-} w_s(\zeta) = +\infty, \quad \lim_{\zeta \rightarrow \zeta_\sigma^+} w_s(\zeta) = +\infty, \quad (12)$$

where chemisorbed particles are localized over (ζ_c^-, ζ_c^+) and the crystal surface layer over $(\zeta_\sigma^-, \zeta_\sigma^+)$ with typically $\zeta_c^- < \zeta_c^+ = 0 < \zeta_\sigma^- < \zeta_\sigma^+$.

These interaction potentials usually involve an attractive zone and a repulsing zone as Lennard-Jones potentials integrated over all crystal particles as illustrated in Fig. 1.

The potentials w_p and w_c may also be interpreted as slices $w_p = \mathcal{W}(0, \zeta)$ and $w_c = \mathcal{W}(1, \zeta)$ of a potential energy surface $\mathcal{W}(\xi, \zeta)$ where ξ denotes a reaction coordinate. The

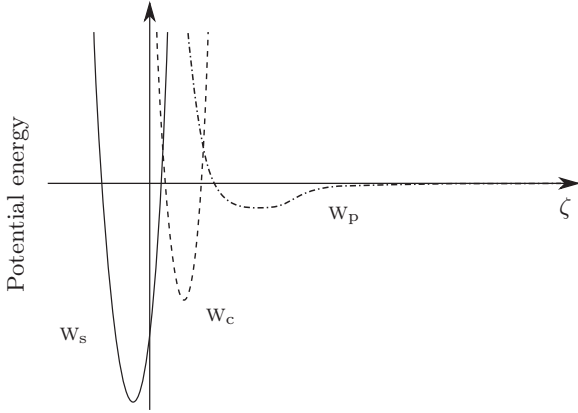


FIG. 1. Typical surface interaction potentials as function of the distance from surface in arbitrary units: (solid line) $W_s = W_\sigma$; (dashed-dotted line) W_p ; (dashed line) W_c .

potential w_p then corresponds to the gas-physisorbed slice $\xi = 0$ and w_c to the chemisorbed slice $\xi = 1$ as illustrated in Fig. 2.

The summed potentials being functions of z , periodic potential variations parallel to Σ are not taken into account for surface species neither lateral interactions between chemisorbed species. The surface potentials w_p , w_c , and w_σ are also assumed to be independent of the coverage θ . These simplifications are notably feasible when the chemisorbed species are of relatively small size and the coverage of the surface θ is low. In the same vein, dense gas effects between physisorbed species are not considered in the kinetic model as well as sublimation of \mathcal{C} atoms in the physisorbate.

Physisorption interaction potentials are usually associated with van der Waals forces and may be evaluated from standard potentials, such as Lennard-Jones, summed over lattices [17,48]. Chemisorption potentials are more complex and generally associated with quantum chemistry as the News Anderson model [17]. Experimental methods may be used to evaluate such adsorption potentials [49] but quantum mechanical simulations using the density functional theory seem to be

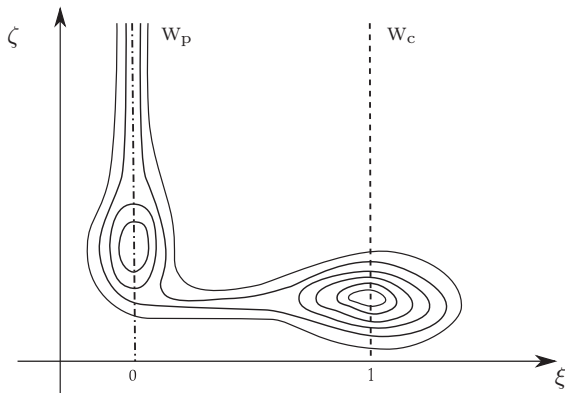


FIG. 2. Contour plots of a potential energy surface as function of the distance from surface ζ and the reaction coordinate ξ in arbitrary units. The slice $\xi = 0$ corresponds to the physisorbed-gas particles potential w_p and the slice $\xi = 1$ to the chemisorbed particles potential w_c .

the most reliable tool for a detailed description of adsorption phenomena [17,50–53]. Physisorption and chemisorption potentials may then be extracted from quantum simulations of adsorption phenomena. An alternative procedure may be the semiempirical Reaxff method that has already been used in order to describe surface chemical reactions [54,55].

D. Maxwellians

We denote by m_i the mass of the i th species, E_i the formation energy of the i th species, and n_i the number of particles per unit volume of the i th species. The wall Maxwellian distribution of the i th species is given by

$$M_i(\mathbf{c}_i) = \left(\frac{m_i}{2\pi k_B T_w} \right)^{3/2} \exp\left(-\frac{m_i |\mathbf{c}_i|^2}{2k_B T_w} \right), \quad (13)$$

where T_w denotes the wall temperature, k_B the Boltzmann constant, and $i \in \{p, c, s, b, \sigma\}$. It will later be established that the equilibrium distributions f_i^e , $i \in \{p, c, s, b, \sigma\}$, are Maxwellian $f_i^e = n_i M_i$ in agreement with statistical physics [36,37,44–47].

We introduce for convenience the modified Maxwellian distributions

$$m_i = M_i \exp(-W_i/k_B T_w), \quad i \in \{p, c, s, b, \sigma\} \quad (14)$$

that may be written

$$m_i = \left(\frac{m_i}{2\pi k_B T_w} \right)^{3/2} \exp\left(-\frac{m_i |\mathbf{c}_i|^2}{2k_B T_w} - \frac{W_i}{k_B T_w} \right). \quad (15)$$

These modified Maxwellian distributions will play an important role in the analysis of the adsorbate layer. With the inclusion of the interaction potential w_i in the distribution m_i , $i \in \{p, c, s, b, \sigma\}$, it is indeed obtained that

$$\mathbf{c}_i \cdot \partial_{\mathbf{x}} m_i - \frac{1}{m_i} \partial_{\mathbf{x}} w_i \cdot \partial_{\mathbf{c}_i} m_i = 0, \quad (16)$$

as well as

$$\partial_t m_i = 0, \quad \mathcal{J}_{i,\text{ph}}(m_i) = 0. \quad (17)$$

The relations $\partial_t m_i = 0$ and $\mathbf{c}_i \cdot \partial_{\mathbf{x}} m_i - \frac{1}{m_i} \partial_{\mathbf{x}} w_i \cdot \partial_{\mathbf{c}_i} m_i = 0$ are direct consequences of (15) keeping in mind that the system is isothermal whereas the relation $\mathcal{J}_{i,\text{ph}}(m_i) = 0$ will be established in the next section. The modified Maxwellian distributions m_i , $i \in \{p, c, s, b, \sigma\}$, thus appear as *natural solutions* of isothermal thin layer kinetic equations in a potential field with phonon interactions or equivalently as natural steady solutions of the corresponding kinetic equations. Decomposing between parallel and normal directions with respect to Σ , we may further write

$$\partial_{\parallel} m_i = 0, \quad c_{iz} \partial_z m_i - \frac{1}{m_i} \partial_z w_i \partial_{c_{iz}} m_i = 0, \quad (18)$$

where ∂_{\parallel} denotes the tangential spatial derivative operator, c_{iz} the normal velocity of the i th species, ∂_z the normal spatial derivative, and $\partial_{c_{iz}}$ the differential operator with respect to c_{iz} . The modified distributions will also play a key role in the expression of the reactive collision term and in the kinetic entropy as investigated in the following sections.

Considering further the standard or unperturbed surface layer distribution f_σ^e , we have

$$f_\sigma^e = n_\sigma M_\sigma, \quad (19)$$

where n_σ denotes the, standard, number density of the surface layer and M_σ the Maxwellian distribution (13). The number density n_σ is given by

$$n_\sigma = \bar{n}_\sigma \exp\left(-\frac{W_\sigma}{k_B T_w}\right), \quad (20)$$

where \bar{n}_σ is a constant characteristic of the crystal and its orientation. The distribution f_σ^e defined by the relations (19) and (20) is indeed an exact solution of (8) since we have $f_\sigma^e = \bar{n}_\sigma m_\sigma$. We will later recover (20) when investigating the structure of the adsorbate at zeroth order. One may further define

$$\tilde{n}_\sigma = \int n_\sigma dz, \quad (21)$$

that represents the number of surface atoms *per unit surface* and is also characteristic of the surface. A similar notation is also introduced for all surface species

$$n_i = \int f_i d\mathbf{c}_i, \quad \tilde{n}_i = \int n_i dz, \quad i \in \{c, s, b\} \quad (22)$$

where \tilde{n}_i represents the number of particles of species *i* *per unit surface*.

E. Phonon collision operators

The collision term $\mathcal{J}_{i,\text{ph}}$ between particles of species $i \in \{p, c, s, b, \sigma\}$ and phonons involve operators in the general form [23,35–37]

$$\mathcal{J}_{i,\text{ph}} = \int ([f_{\text{ph}}(\mathbf{q}) + 1]f_i(\mathbf{c}'_i) - f_{\text{ph}}(\mathbf{q})f_i(\mathbf{c}_i))\bar{W}_{i,\text{ph}} d\mathbf{c}'_i d\mathbf{q}, \quad (23)$$

where $f_{\text{ph}}(\mathbf{q})$ denotes the phonon distribution function, $i \in \{p, c, s, b, \sigma\}$ the species index, \mathbf{q} the phonon wave vector or quasimomentum, \mathbf{c}_i and \mathbf{c}'_i the particle velocities before and after the interaction, and $\bar{W}_{i,\text{ph}}$ a transition probability. The dilute approximation has been used for f_i in order to simplify (23) and the appearing of the additional factor 1 in the gain term is a typical quantum effect [23,35–37]. The operator (23) corresponds to collisions such that $m_i \mathbf{c}_i = m_i \mathbf{c}'_i + \mathbf{q} + \mathbf{b}$ where \mathbf{b} is a vector of the reciprocal crystal lattice. There is another operator associated with collisions such that $m_i \mathbf{c}_i + \mathbf{q} = m_i \mathbf{c}'_i + \mathbf{b}$ that leads to the same type of simplified source term and the corresponding details are omitted.

The equilibrium relation between distribution functions corresponding to (23) reads as $[f_{\text{ph}}^e(\mathbf{q}) + 1]f_i^e(\mathbf{c}'_i) = f_{\text{ph}}^e(\mathbf{q})f_i^e(\mathbf{c}_i)$ where the superscript *e* stands for *physical equilibrium*. The equilibrium distribution for the phonons f_{ph}^e is the Bose-Einstein distribution, f_i^e is the wall Maxwellian of the *i*th species, and the equilibrium relation may be rewritten for convenience in the form $[f_{\text{ph}}^e(\mathbf{q}) + 1]m_i(\mathbf{c}'_i) = f_{\text{ph}}^e(\mathbf{q})m_i(\mathbf{c}_i)$. Dividing then the integrands in the collision term (23) by the factor $[f_{\text{ph}}^e(\mathbf{q}) + 1]m_i(\mathbf{c}'_i) = f_{\text{ph}}^e(\mathbf{q})m_i(\mathbf{c}_i)$ and further assuming that phonons are at equilibrium $f_{\text{ph}}^e = f_{\text{ph}}$, it

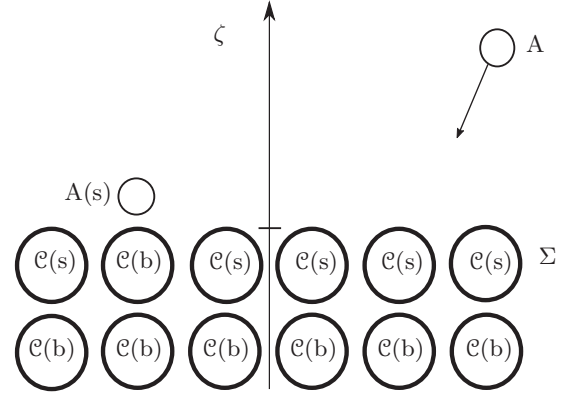


FIG. 3. Geometry of the particle-solid interaction.

is obtained that


$$\mathcal{J}_{i,\text{ph}}(f_i) = \int \left(\frac{f_i(\mathbf{c}'_i)}{m_i(\mathbf{c}'_i)} - \frac{f_i(\mathbf{c}_i)}{m_i(\mathbf{c}_i)} \right) W_{i,\text{ph}} d\mathbf{c}'_i, \quad (24)$$

where $W_{i,\text{ph}} = m_i(\mathbf{c}_i) \int f_{\text{ph}}^e(\mathbf{q}) \bar{W}_{i,\text{ph}} d\mathbf{q}$ denotes the resulting transition probability. This assumption of phonons at equilibrium is frequently introduced in the literature and eliminates the phonon distribution function f_{ph} that is governed by kinetic equations [24,26,28,29]. The transition probability $W_{i,\text{ph}}$ satisfies the reciprocity relation $W_{i,\text{ph}}(\mathbf{c}_i, \mathbf{c}'_i) = W_{i,\text{ph}}(\mathbf{c}'_i, \mathbf{c}_i)$ and is nonzero only in the neighborhood of the surface [23,24]. Since the phonon collision operators arise from the linearization of the adsorption potentials with respect to crystal atom locations, the transition probability $W_{i,\text{ph}}$ may be obtained from the interaction potential w_i [23]. Finally, the term $\mathcal{J}_{i,\text{ph}}$ may further be simplified as $-(f_i - n_i M_i)/\tau_{i,\text{ph}}$ where $\tau_{i,\text{ph}}$ denotes a relaxation time [24] as will be assumed in Sec. VI.

F. Reactive collision operators

The typical geometry of gas and crystal interactions is depicted in Fig. 3 where a physisorbed-gas particle denoted by A is approaching the surface Σ and may collide with a free site crystal species $\mathcal{C}(s)$. The particle A may then be transformed into a chemisorbed particle A(s) and the crystal species into $\mathcal{C}(b)$, that is, into a surface layer particle bonded with a chemisorbed particle. The chemisorbed species A(s) may move on the surface and is not bonded to a fixed crystal particle $\mathcal{C}(b)$ because of surface diffusion [56,57]. The chemisorbed particles A(s) may also collide with the surface layer Σ of the crystal and desorb.

The adsorption chemical reaction may be written as (1) when using the “atomic site convention” of heterogeneous chemistry [18–20]. With the *atomic site convention*, the crystal molecules $\mathcal{C}(s)$ and $\mathcal{C}(b)$ are included in the reaction description and the number of active site *s* as well as both atomic elements A and \mathcal{C} are conserved in (1). The atomic site convention is more complete than the *open site convention* that would correspond to the adsorption reaction written in the variant form [18,19]



where $\mathcal{O}(s)$ is the symbol of an *open site*, a free site, on the surface Σ . The open site symbolic species $\mathcal{O}(s)$ is *massless and contains no elements* and only the number of active sites s and the number of element A are concerned and conserved in (25). The properties of the open site $\mathcal{O}(s)$ symbol in (25) may generally be determined by using the atomic site convention, so that for instance the formation energy of $\mathcal{O}(s)$ is $E_s - E_b$ [19]. These two symbolic descriptions are equally valid in order to describe *macroscopically* heterogeneous chemical reaction mechanisms, but the atomic site convention is more convenient in order to describe *molecular reactive collisions*.

The reactive collision term \mathcal{C}_p associated with (1) may be written

$$\mathcal{C}_p = \int [f_\sigma(\mathbf{c}_b)f_c(\mathbf{c}_c) - f_s(\mathbf{c}_s)f_p(\mathbf{c}_p)]\bar{W}^+ d\mathbf{c}_b d\mathbf{c}_c d\mathbf{c}_s, \quad (26)$$

where \bar{W}^+ denotes a reactive transition probability. The collision term (26) is typical of reactive terms associated with gas phase chemical reactions [41,42,58] and naturally involves collisions between particles A and free surface sites $\mathcal{C}(s)$ in the forward direction and collisions between the particles A(s) and surface crystal atoms in the backward direction. The operator \mathcal{C}_p is local in space as typical collision operators and the distribution functions are considered to be three dimensional in space. The surface distribution f_σ is used in the desorbing backward direction since the chemisorbed molecule A(s) may collide with any particle of the crystal surface that then becomes a bulk species. The desorption rate depends only *linearly* in particular on the surface concentration of the chemisorbed species \tilde{n}_c , with a crystal surface having a constant surface number density \tilde{n}_σ . The activity coefficient of single bulk species $\mathcal{C}(b)$ is consistently taken to be unity in heterogeneous chemistry models [18].

In order to simplify the reactive source term, we further observe that, *at chemical equilibrium*, the statistical equilibrium relation holds:

$$f_\sigma^{\text{ce}} f_c^{\text{ce}} = f_s^{\text{ce}} f_p^{\text{ce}}, \quad (27)$$

with equilibrium distributions given by $f_i^{\text{ce}} = n_i^{\text{ce}} M_i$, where the superscript ce denotes chemical equilibrium, the superscript e denotes physical equilibrium, n_i^{ce} the chemical equilibrium value of n_i for $i \in \{p, c, s\}$, and $f_\sigma^{\text{ce}} = f_\sigma^e = n_\sigma M_\sigma$ since $n_\sigma^{\text{ce}} = n_\sigma^e = n_\sigma$ remains constant in time.

In order to simplify the reactive source term, using the equilibrium relation (27), one may write

$$\mathcal{C}_p = \int \left(\frac{f_\sigma}{f_\sigma^{\text{ce}}} \frac{f_c}{f_c^{\text{ce}}} - \frac{f_s}{f_s^{\text{ce}}} \frac{f_p}{f_p^{\text{ce}}} \right) f_s^{\text{ce}} f_p^{\text{ce}} \bar{W}^+ d\mathbf{c}_b d\mathbf{c}_c d\mathbf{c}_s, \quad (28)$$

and assuming that the surface *remains at physical equilibrium* $f_\sigma = f_\sigma^e$ the chemical production rate is found in the form

$$\mathcal{C}_p = \int \left(\frac{f_c}{f_c^e} - \frac{f_s}{f_s^e} \frac{f_p}{f_p^e} \right) f_s^{\text{ce}} f_p^{\text{ce}} \bar{W}^+ d\mathbf{c}_b d\mathbf{c}_c d\mathbf{c}_s. \quad (29)$$

The assumption that $f_\sigma = f_\sigma^e$ means that surface chemistry is slow and that the surface is essentially not modified by chemistry. It is also consistent with the assumption that the phonons are at equilibrium.

On the other hand, at chemical equilibrium, we have equality of the chemical potentials $\mu_b^{\text{ce}} + \mu_c^{\text{ce}} = \mu_s^{\text{ce}} + \mu_p^{\text{ce}}$ according to the chemical reaction (1). These chemical potentials, that must take into account the interaction potentials W_i , are in the form

$$\mu_i = \mu_i^{\text{in}} + \frac{W_i}{k_B T_w}, \quad (30)$$

where μ_i^{in} is the *intrinsic* chemical potential of the i th species [45,46,59]. The intrinsic chemical potential is given by the usual formula $\mu_i^{\text{in}} = g_i/k_B T = \log(n_i/Z_i)$ where g_i denotes the Gibbs function of the i th species, Z_i the partition function per unit volume, and n_i the local value with the influence of the force field for $i \in \{c, s, p\}$ [45,46,59]. For the bulk species we also have the chemical potential $\mu_b^{\text{in}} = \log(n_\sigma/Z_b)$ since collision may occur with any crystal particle on the surface. This chemical potential μ_b yields an activity coefficient for the bulk species $\mathcal{C}(b)$ equal to unity in agreement with heterogeneous surface chemistry [18]. The partition functions are in the form $Z_i = Z_i^{\text{tr}} Z_i^{\text{int}}$ where Z_i^{tr} is the translational partition function of the i th species per unit volume and Z_i^{int} the internal energy partition function. The terminology for Z_i^{int} may be seen as an abuse of language since there is only one internal state but it is a convenient terminology in a limiting situation [44]. The translational partition functions are given by $Z_b^{\text{tr}} = Z_s^{\text{tr}} = \Lambda_e^{-3}$ and $Z_p^{\text{tr}} = Z_c^{\text{tr}} = \Lambda_A^{-3}$ where $\Lambda_A = h_p/(2\pi k_B m_A T_w)^{1/2}$ and $\Lambda_e = h_p/(2\pi k_B m_e T_w)^{1/2}$ are the species thermal de Broglie wavelengths and h_p the Planck constant. On the other hand, the internal partition function of the i th species is given by $Z_i^{\text{int}} = \exp(-E_i/k_B T_w)$.

The equilibrium relation between chemical potentials $\mu_b^{\text{ce}} + \mu_c^{\text{ce}} = \mu_s^{\text{ce}} + \mu_p^{\text{ce}}$ implies that

$$\begin{aligned} & \frac{n_\sigma}{Z_b \exp(-\frac{W_\sigma}{k_B T_w})} \frac{n_c^{\text{ce}}}{Z_c \exp(-\frac{W_c}{k_B T_w})} \\ &= \frac{n_s^{\text{ce}}}{Z_s \exp(-\frac{W_s}{k_B T_w})} \frac{n_p^{\text{ce}}}{Z_p \exp(-\frac{W_p}{k_B T_w})}. \end{aligned} \quad (31)$$

Combining (29) with (31), letting $W^+ = \bar{W}^+ Z_p Z_s m_p m_s$, and noting that $n_\sigma / \exp(-\frac{W_\sigma}{k_B T_w}) = \tilde{n}_\sigma$ we obtain that

$$\mathcal{C}_p = \int \left(\frac{\tilde{n}_\sigma}{Z_b} \frac{f_c(\mathbf{c}_c)}{Z_c m_c(\mathbf{c}_c)} - \frac{f_s(\mathbf{c}_s)}{Z_s m_s(\mathbf{c}_s)} \frac{f_p(\mathbf{c}_p)}{Z_p m_p(\mathbf{c}_p)} \right) d\mathbf{c}_b d\mathbf{c}_c d\mathbf{c}_s. \quad (32)$$

Since we have $f_s(\mathbf{c}_s)/Z_s m_s(\mathbf{c}_s) = (1 - \theta)\tilde{n}_\sigma/Z_s$ the fraction of available sites $1 - \theta = f_s/f_\sigma^e$ is the only nonequilibrium part remaining from the crystal species distributions in the production rate. Further letting for the sake of notational simplicity

$$\gamma_k = \frac{f_k}{m_k Z_k}, \quad k \in \{p, c, s\}, \quad \gamma_b = \frac{\tilde{n}_\sigma}{Z_b}, \quad (33)$$

the following simplified expression is obtained for the source term:

$$\mathcal{C}_p = \int (\gamma_b \gamma_c - \gamma_s \gamma_p) W^+ d\mathbf{c}_b d\mathbf{c}_c d\mathbf{c}_s. \quad (34)$$

The source terms for the other species are then obtained in a similar form

$$\mathcal{C}_c = \int (\gamma_s \gamma_p - \gamma_b \gamma_c) \mathbf{W}^+ d\mathbf{c}_b d\mathbf{c}_s d\mathbf{c}_p, \quad (35)$$

$$\mathcal{C}_s = \int (\gamma_b \gamma_c - \gamma_s \gamma_p) \mathbf{W}^+ d\mathbf{c}_b d\mathbf{c}_c d\mathbf{c}_p, \quad (36)$$

$$\mathcal{C}_b = \int (\gamma_b \gamma_c - \gamma_s \gamma_p) \mathbf{W}^+ d\mathbf{c}_c d\mathbf{c}_s d\mathbf{c}_p, \quad (37)$$

and may be used in the corresponding species kinetic equations. Finally, reactive transition probabilities as chemisorption potentials may be extracted from quantum mechanical simulations using the density functional theory [17,50–53]. In the same vein, macroscopic surface chemistry parameters may be extracted from quantum mechanical calculations [60].

Incidentally, during a reactive collision with the surface, the work done by the *fixed crystal* on the particles is the difference $w_p - w_c$ and thus the work received by the fixed crystal reads as $w_c - w_p$. The work received by the fixed crystal must be equal to the difference of total energy of *fixed* crystal particles that have no kinetic energy so that during a reactive collision we must have $w_c - w_p = E_b - E_s$ which represents the energy of the chemical bond.

G. Collisional invariants

Collision invariants of integral operators in kinetic equations are closely related with macroscopic conservation laws. The collisional invariants of the gas collision operator $J_{p,p}$ are classically associated with particle number $\psi_p^1 = 1$, momentum $\psi_p^{1+\nu} = m_p c_{p\nu}$, $\nu \in \{1, 2, 3\}$, as well as energy $\psi_p^5 = \frac{1}{2} m_p |c_p|^2 + E_p$. The macroscopic governing equations are then obtained by taking moments of (2) using the scalar product

$$\langle\langle \xi, \zeta \rangle\rangle = \int \xi \odot \zeta d\mathbf{c}_p,$$

where $\xi \odot \zeta$ is the contracted product between tensors ξ and ζ . The macroscopic properties naturally associated with the gas read as $\langle\langle f_g, \psi_p^1 \rangle\rangle = n_g$, $\langle\langle f_g, \psi_p^{1+\nu} \rangle\rangle = \rho_g v_{g\nu}$, $\langle\langle f_g, \psi_p^5 \rangle\rangle = \frac{1}{2} \rho_g |v_g|^2 + \mathcal{E}_g$, where $\mathcal{E}_g = n_g (\frac{3}{2} k_B T_g + E_p)$ denotes the gas internal energy per unit volume and $v_{g\nu}$ the component in direction ν of the mass average gas velocity v_g . Considering the surface species, analogous scalar products may be introduced as well as the corresponding collisional invariants. The reactive collision operators \mathcal{C}_i , for $i \in \{p, c, s, b\}$, that are *collision operators between particles*, also conserve mass, momentum, and total energy including the potential energy.

Contrarily to particle-particle collision operators, momentum and energy are not conserved by the collision operators with phonons $\mathcal{J}_{i,ph}$ since they may be given to phonons that are assumed to be at equilibrium. The operators $\mathcal{J}_{i,ph}$ only conserve the number of particles with the invariant $\psi_i^1 = 1$ for $i \in \{p, c, s, b, \sigma\}$. When kinetic equations are used to describe the phonons, energy is conserved during collisions between phonons and particles but not necessarily momentum because of the umklapp process [35].

H. Kinetic entropy

The kinetic entropies compatible with the phonon collision operators $\mathcal{J}_{i,ph}$ are slightly different from the traditional expressions. The origin of this modification is that phonons are supposed to be at equilibrium and the collision terms $\mathcal{J}_{i,ph}$ for $i \in \{p, c, s, b, \sigma\}$ have been simplified accordingly. However, since phonons are interacting with gas particles as well as chemisorbed particles, there should be a phonon entropy increase associated with this interaction. Such an increase of phonon entropy having been discarded, it is natural that the corresponding terms are missing in the total entropy production. In order to solve this technical difficulty, modified entropies have to be introduced [61,62]. The modified entropies are generally not anymore required when phonon kinetic equations are included in the model [36,37]. These entropies are further modified in this work in order to take into account the interaction potentials as well as the entropy associated with the surface species.

The kinetic entropies per unit volume associated with the physisorbed-gas particles, chemisorbed particles, and free sites are defined by

$$\mathcal{S}_i^{\text{kin}} = -k_B \int f_i [\log(f_i/Z_i m_i) - 1] d\mathbf{c}_i, \quad i \in \{p, c, s\}$$

and, taking into account the simplifications associated with the source terms, the entropy associated with the bulk species is defined as

$$\mathcal{S}_b^{\text{kin}} = -k_B \int f_b \log(\bar{n}_\sigma/Z_b) d\mathbf{c}_b.$$

Similarly, we define the entropy fluxes by

$$\mathcal{F}_i^{\text{kin}} = -k_B \int c_i f_i [\log(f_i/Z_i m_i) - 1] d\mathbf{c}_i, \quad i \in \{p, c, s\}$$

$$\mathcal{F}_b^{\text{kin}} = -k_B \int c_b f_b \log(\bar{n}_\sigma/Z_b) d\mathbf{c}_b.$$

The total entropy \mathcal{S}^{kin} and entropy flux \mathcal{F}^{kin} are then given by $\mathcal{S}^{\text{kin}} = \mathcal{S}_p^{\text{kin}} + \mathcal{S}_c^{\text{kin}} + \mathcal{S}_s^{\text{kin}} + \mathcal{S}_b^{\text{kin}}$ and $\mathcal{F}^{\text{kin}} = \mathcal{F}_p^{\text{kin}} + \mathcal{F}_c^{\text{kin}} + \mathcal{F}_s^{\text{kin}} + \mathcal{F}_b^{\text{kin}}$.

Multiplying the Boltzmann equation (2) by $\log(f_p/Z_p m_p)$, using (16) and (17), integrating with respect to $d\mathbf{c}_p$, proceeding similarly for f_c and f_s , multiplying Eq. (7) by $\log(\bar{n}_\sigma/Z_b)$ and integrating with respect to $d\mathbf{c}_b$, and adding the resulting balance laws, we obtain a balance equation for \mathcal{S}^{kin} in the form

$$\partial_t \mathcal{S}^{\text{kin}} + \partial_x \cdot \mathcal{F}^{\text{kin}} = \mathbf{v}^{\text{kin}}, \quad (38)$$

where \mathbf{v}^{kin} is the kinetic entropy source term. The entropy source term \mathbf{v}^{kin} may be split as $\mathbf{v}^{\text{kin}} = \mathbf{v}_{p,p} + \mathbf{v}_{p,ph} + \mathbf{v}_{c,ph} + \mathbf{v}_{s,ph} + \mathbf{v}_p^r + \mathbf{v}_c^r + \mathbf{v}_s^r + \mathbf{v}_b^r$, where

$$\mathbf{v}_{p,p} = -k_B \int J_{p,p}(f_p, f_p) \log(f_p/Z_p m_p) d\mathbf{c}_p,$$

$$\mathbf{v}_{i,ph} = -k_B \int J_{i,ph}(f_i) \log(f_i/Z_i m_i) d\mathbf{c}_i, \quad i \in \{p, c, s\}$$

$$\mathbf{v}_i^r = -k_B \int \mathcal{C}_i \log(f_i/Z_i m_i) d\mathbf{c}_i, \quad i \in \{p, c, s\}$$

$$\mathbf{v}_b^r = -k_B \int \mathcal{C}_b \log(\bar{n}_\sigma/Z_b) d\mathbf{c}_b.$$

Noting that $\log(Z_p m_p)$ is a collisional invariant and may be eliminated in the expressions of $\mathbf{v}_{p,p}$ and using standard arguments from kinetic theory, it is obtained that

$$\mathbf{v}_{p,p} = \frac{k_B}{4} \int \Upsilon(f_p \tilde{f}_p, f'_p \tilde{f}'_p) \mathbf{W}_{p,p} d\mathbf{c}_p d\tilde{\mathbf{c}}_p d\mathbf{c}'_p d\tilde{\mathbf{c}}'_p, \quad (39)$$

where Υ denotes the non-negative function $\Upsilon(x, y) = (x - y)(\log x - \log y)$. Similarly, noting that $\log(Z_i)$ is independent of \mathbf{c}_i and may be eliminated in the expressions of $\mathbf{v}_{i,ph}$, it is obtained for $i \in \{p, c, s\}$ that

$$\mathbf{v}_{i,ph} = \frac{k_B}{2} \int \Upsilon(f_i/m_i, f'_i/m'_i) \mathbf{W}_{i,ph} d\mathbf{c}_i d\mathbf{c}'_i. \quad (40)$$

The bulk species contribution $\mathbf{v}_{b,ph}$ vanishes because the surface is assumed to be at physical equilibrium. Finally, using analogous arguments for reactive collisions, and keeping the notation of (33) yields

$$\mathbf{v}_p^r + \mathbf{v}_c^r + \mathbf{v}_s^r + \mathbf{v}_b^r = k_B \int \Upsilon(\gamma_p \gamma_s, \gamma_b \gamma_c) \mathbf{W}^+ d\mathbf{c}_\sigma d\mathbf{c}_c d\mathbf{c}_s d\mathbf{c}_p. \quad (41)$$

Since the function Υ only takes non-negative values, we conclude that all quantities $\mathbf{v}_{p,p}$, $\mathbf{v}_{i,ph}$, $i \in \{p, c, s\}$, and $\mathbf{v}_p^r + \mathbf{v}_c^r + \mathbf{v}_s^r + \mathbf{v}_b^r$ appearing in \mathbf{v}^{kin} are non-negative. All collisions, nonreactive or reactive, thus lead to non-negative entropy production. The Boltzmann equations (2) and (5)–(7) are thus compatible with Boltzmann H theorem and lead to a dissipative structure at the molecular level.

III. MULTISCALE FRAMEWORK

In order to investigate reactive *fluid* boundary conditions, a fluid scaling of the kinetic equations is introduced along with a multiscale framework. Introducing a *kinetic* scaling would be of high scientific interest but is beyond the scope of this work.

A. Fluid scaling

We introduce characteristic quantities that are marked with the asterisk superscript. We denote by T^* a characteristic temperature, n^* a characteristic number density, m^* a particle mass, and τ_p^* a characteristic collision time. We write $v^* = (k_B T^*/m^*)^{1/2}$ the corresponding characteristic thermal velocity, $f^* = n^*/v^{*3}$ the characteristic particle distribution, $\lambda^* = \tau_p^* v^*$ the mean free path, $\mathbf{W}_{p,p}^* = 1/(n^* \tau_p^* v^{*6})$ a characteristic transition probability, $\mathbf{W}^* = m^* v^{*2}$ a characteristic potential, and τ_f^* a characteristic fluid time with $l^* = \tau_f^* v^*$ the corresponding fluid length. We also introduce a characteristic time for phonon interaction τ_{ph}^* that is easily related to the characteristic transition probabilities $\mathbf{W}_{i,ph}^*$ with $1/\tau_{ph}^* = \mathbf{W}_{i,ph}^* v^{*6}$ for $i \in \{p, c, s, b, \sigma\}$, as well as a typical length δ^* characteristic of the range of the surface potential, that is, the distance normal to the surface where the quantities \mathbf{W}_p , \mathbf{W}_c , $\mathbf{W}_{p,ph}$, and $\mathbf{W}_{c,ph}$, are significant.

Dividing the kinetic equations by $n^*/\tau_f^* v^{*3}$, the resulting rescaled kinetic equations involve, after some algebra, the dimensionless parameters

$$\epsilon_p = \frac{\tau_p^*}{\tau_f^*} = \frac{\lambda^*}{l^*}, \quad \epsilon_{ph} = \frac{\tau_{ph}^*}{\tau_f^*}, \quad \epsilon = \frac{\delta^*}{l^*}. \quad (42)$$

The characteristic times and lengths at the solid and gas interfaces are generally such that $\tau_{ph}^* \leq \tau_p^* \ll \tau_f^*$ and $\delta^* \leq \lambda^* \ll l^*$ and ϵ_p represents the Knudsen number [24]. Since our aim is to derive *fluid* boundary conditions, it is assumed in this work that the small parameters ϵ_p , ϵ_{ph} , and ϵ are of the same *asymptotic* order of magnitude in the sense

$$\epsilon_p = \alpha_p \epsilon, \quad \epsilon_{ph} = \alpha_{ph} \epsilon, \quad (43)$$

where α_{ph} and α_p are positive constants. From a physical point of view, it means that particle collisions and phonon interactions are considered to be fast in comparison with fluid time and that both the mean free path λ^* and the surface potential characteristic range δ^* are considered to be small in comparison with the fluid length l^* . This scaling may be seen as the *simplest fluid scaling* of the adsorbate layer model. Of course, other scaling may further be introduced as for instance a kinetic scaling upon using τ_p^* instead of τ_f^* for rescaling the kinetic equations [22,33].

Keeping in mind that the potential w_i only depends on z , the kinetic equation governing f_i is obtained in the form

$$\begin{aligned} \partial_t f_i + \mathbf{c}_{i\parallel} \cdot \boldsymbol{\partial}_{\parallel} f_i + c_{iz} \partial_z f_i - \frac{1}{m_i} \partial_z w_i \partial_{c_{iz}} f_i \\ = \frac{\delta_{ip}}{\alpha_p \epsilon} J_{p,p}(f_p, f_p) + \frac{1}{\alpha_{ph} \epsilon} \mathcal{J}_{i,ph}(f_i) + \mathcal{C}_i, \end{aligned} \quad (44)$$

where $i \in \{p, c, s, b, \sigma\}$ denotes the species index, f_i the distribution function, $\mathbf{c}_{i\parallel}$ the tangential velocity of the i th species, $\boldsymbol{\partial}_{\parallel}$ the tangential spatial derivative operator, c_{iz} the normal velocity of the i th species, ∂_z the normal spatial derivative, $\partial_{c_{iz}}$ the differential operator with respect to c_{iz} , δ_{ij} the Kronecker symbol, $J_{p,p}$ the gas-gas collision operator, $\mathcal{J}_{i,ph}$ the phonon collision operator, and \mathcal{C}_i the chemistry source term. The tangential velocity $\mathbf{c}_{i\parallel}$ is a two-dimensional vector and the particle velocity reads as $\mathbf{c}_i = (\mathbf{c}_{i\parallel}, c_{iz})^t$. In this kinetic equation, the chemistry operator \mathcal{C}_i is assumed to be slow in comparison with the inert collision operators $J_{p,p}$ and $\mathcal{J}_{i,ph}$. These equations may be interpreted either as rescaled equations with rescaled quantities denoted as unscaled quantities or, equivalently, as original unscaled equations where ϵ is a formal expansion parameter numerically equal to unity [39,40]. These two asymptotic procedures are equivalent and the second interpretation, used in particular by Ferziger and Kaper [40], is often more convenient.

B. Outer expansion

The kinetic equation in the gas is obtained from (44) by letting $i = p$, $\mathbf{W}_p = 0$, $\mathcal{J}_{p,ph} = 0$, $\mathcal{C}_p = 0$, and reads as

$$\partial_t f_g + \mathbf{c}_{g\parallel} \cdot \boldsymbol{\partial}_{\parallel} f_g + c_{gz} \partial_z f_g = \frac{1}{\alpha_p \epsilon} J_{p,p}(f_g, f_g), \quad (45)$$

where the gas particle velocity is denoted by $\mathbf{c}_g = \mathbf{c}_p$. This equation coincides with the traditional scaling of the Chapman-Enskog method with the formal expansion parameter $\alpha_p \epsilon$.

We may thus use the classical Enskog expansion of the gas distribution function detailed in Appendix A. This classical expansion must be corrected, however, since the normal velocity is of first order in the expansion parameter as we discuss

in the following. We investigate indeed a fluid interacting with a solid surface and it is natural to assume that the normal fluid velocity v_{gz} is of first order in ϵ near the interface. When a surface exchanges mass with a fluid, there exists an induced normal velocity, termed the Stefan velocity, generated in order to compensate for fluid production and assuming that such a velocity is small is natural. Moreover, for the sake of simplicity we assume that the gas tangential velocity vanishes at the interface $\mathbf{v}_{g\parallel} = \mathbf{v}_g - v_{gz}\mathbf{e}_z = \mathbf{0}$ and this is the classical adherence condition [63,64]. The gas velocity due to the Stefan flow is thus in the form

$$\mathbf{v}_g = \epsilon \bar{\mathbf{v}}_g = \epsilon \bar{v}_{gz} \mathbf{e}_z, \quad (46)$$

where \bar{v}_{gz} denotes the normal component of the rescaled velocity $\bar{\mathbf{v}}_g$. The model could be generalized by taking into account a first order slip $\mathbf{v}_{g\parallel} = O(\epsilon)$ but such an extension is beyond the scope of this work.

The fluid convection velocity near the planar surface \mathbf{v}_g being of first order in ϵ , all terms proportional to \mathbf{v}_g must be shifted by one order in the classical Enskog expansion near $z = 0$. The corrected expansion of the distribution function f_g valid in the gas phase near the surface is denoted in the form

$$f_g(t, \mathbf{x}_{\parallel}, z, \mathbf{c}_g) = f_g^{(0)}(t, \mathbf{x}_{\parallel}, z, \mathbf{c}_g) + \epsilon f_g^{(1)}(t, \mathbf{x}_{\parallel}, z, \mathbf{c}_g) + \epsilon^2 f_g^{(2)}(t, \mathbf{x}_{\parallel}, z, \mathbf{c}_g) + O(\epsilon^3), \quad (47)$$

and the coefficients $f_g^{(0)}$ and $f_g^{(1)}$ are directly derived from the standard expansion presented in Appendix A. The second order term $f_g^{(2)}$ will play no role but needs to be taken into account formally in some of the expansions. The resulting corrected expansion (47) of the distribution function f_g then yields the proper *outer expansion* of the physisorbed distribution f_p .

It is obtained from the standard Enskog expansion that $f_g^{(0)}$ is the zero velocity Maxwellian distribution

$$f_g^{(0)} = n_g \left(\frac{m_g}{2\pi k_B T_g} \right)^{\frac{3}{2}} \exp\left(-\frac{m_g |\mathbf{c}_g|^2}{2k_B T_g}\right), \quad (48)$$

where $n_g(t, \mathbf{x}_{\parallel}, z)$ denotes the gas number density, $\mathbf{v}_g(t, \mathbf{x}_{\parallel}, z)$ the gas velocity, and $T_g(t, \mathbf{x}_{\parallel}, z)$ the gas temperature, that naturally depend on $(t, \mathbf{x}_{\parallel}, z)$. It is also found at first order that $f_g^{(1)}$ is in the form

$$f_g^{(1)} = \left(\frac{m_g c_{gz} \bar{v}_{gz}}{k_B T_g} + \alpha_p \phi_g^{(1)} \right) f_g^{(0)}, \quad (49)$$

with $\phi_g^{(1)}$ given by

$$\phi_g^{(1)} = -\boldsymbol{\phi}^{\eta} \cdot \partial_x \mathbf{v}_g - \boldsymbol{\phi}^{\lambda} \cdot \partial_x (1/k_B T_g). \quad (50)$$

The vector function $\boldsymbol{\phi}^{\lambda}$ is the solution of the integral equation

$$\mathcal{I}_g(\boldsymbol{\phi}^{\lambda}) = \left(\frac{5k_B T_g}{2} - \frac{1}{2} m_g |\mathbf{c}_g|^2 \right) \mathbf{c}_g, \quad (51)$$

with the Enskog constraints $\langle\langle f_g^{(0)} \boldsymbol{\phi}^{\lambda}, \psi_p^l \rangle\rangle = 0$, $1 \leq l \leq 5$, whereas the tensor function $\boldsymbol{\phi}^{\eta}$ is solution of the equation

$$\mathcal{I}_g(\boldsymbol{\phi}^{\eta}) = \frac{m_g}{k_B T_g} \left(\mathbf{c}_g \otimes \mathbf{c}_g - \frac{1}{3} |\mathbf{c}_g|^2 \mathbf{I} \right),$$

with the constraints $\langle\langle f_g^{(0)} \boldsymbol{\phi}^{\eta}, \psi_p^l \rangle\rangle = 0$, $1 \leq l \leq 5$. The gas shear viscosity η_g and thermal conductivity λ_g may then be expressed in terms of the perturbed distributions $\boldsymbol{\phi}^{\eta}$ and $\boldsymbol{\phi}^{\lambda}$ [39–41] as restated in Appendix A. The modified integral operator \mathcal{I}_g is the linearized collision operator

$$\mathcal{I}_g(\psi) = -\frac{1}{f_g^{(0)}} [J_{p,p}(f_g^{(0)}, f_g^{(0)} \psi) + J_{p,p}(f_g^{(0)} \psi, f_g^{(0)})],$$

around the zero velocity Maxwellian $f_g^{(0)}$. Using Enskog constraint $\langle\langle f_g^{(0)} \boldsymbol{\phi}_g^{(1)}, m_g c_{gz} \rangle\rangle = 0$, we note in particular the useful relation $\int \mathbf{c}_g f_g^{(1)} d\mathbf{c}_g = n_g \bar{v}_{gz} \mathbf{e}_z = n_g \bar{\mathbf{v}}_g$.

Since the tangential component vanishes $\mathbf{v}_{g\parallel} = \mathbf{0}$ we also have $\partial_{\parallel} \mathbf{v}_{g\parallel} = 0$ and similarly since $v_{gz} = O(\epsilon)$ near the interface we deduce that $\partial_z v_{gz} = O(\epsilon)$ as well as $\partial_{\parallel} v_{gz} = O(\epsilon)$. Therefore, only possibly $\partial_z v_{g\parallel}$ remain in the gradient $\partial_x \mathbf{v}_g$ at zeroth order. From the gas mass conservation equation $\partial_t n_g + \partial_x \cdot (n_g \mathbf{v}_g) = 0$ we also deduce that $\partial_t n_g(t, \mathbf{x}_{\parallel}, 0) = O(\epsilon)$ so that $n_g(t, \mathbf{x}_{\parallel}, 0)$ is slowly varying in time.

C. Multiscale expansion

The surface interaction potentials w_p , w_c , and w_s depend on the adsorbate layer coordinate denoted by

$$\zeta = \frac{z}{\epsilon}. \quad (52)$$

The problem thus appears as multiscale since it involves the normal coordinate z as well as the inner layer coordinate $\zeta = z/\epsilon$. The physisorbed-gas distribution is thus expanded in the multiscale form

$$f_p(t, \mathbf{x}_{\parallel}, z, \zeta, \mathbf{c}_p) = \sum_j \epsilon^j f_g^{(j)}(t, \mathbf{x}_{\parallel}, z, \mathbf{c}_p) + \sum_j \epsilon^j f_{lc}^{(j)}(t, \mathbf{x}_{\parallel}, \zeta, \mathbf{c}_p), \quad (53)$$

where $\sum_j \epsilon^j f_g^{(j)}(t, \mathbf{x}_{\parallel}, z, \mathbf{c}_p)$ is the *outer expansion* and $\sum_j \epsilon^j f_{lc}^{(j)}(t, \mathbf{x}_{\parallel}, \zeta, \mathbf{c}_p)$ the *layer corrector* expansion. The adsorbate layer correctors $f_{lc}^{(j)}(t, \mathbf{x}_{\parallel}, \zeta, \mathbf{c}_p)$, $j \geq 0$, have to converge to zero as $\zeta \rightarrow \infty$ in such a way that the gas expansion is recovered in the gas phase. The proper *outer expansion* of the distribution function in the gas phase (47) has been evaluated independently in Sec. III B.

The *inner expansion* \mathbf{f}_g of $f_g = \sum_j \epsilon^j f_g^{(j)}(t, \mathbf{x}_{\parallel}, z, \mathbf{c}_p)$ is next deduced by expanding f_g around $z = 0$ with $z = \epsilon \zeta$. The inner expansion $\mathbf{f}_g(t, \mathbf{x}_{\parallel}, \zeta, \mathbf{c}_p) = f_g(t, \mathbf{x}_{\parallel}, \epsilon \zeta, \mathbf{c}_p)$ of f_g is a function ζ and is obtained in the form

$$\mathbf{f}_g(t, \mathbf{x}_{\parallel}, \zeta, \mathbf{c}_p) = \sum_j \epsilon^j f_g^{(j)}(t, \mathbf{x}_{\parallel}, \zeta, \mathbf{c}_p), \quad (54)$$

with notably

$$\mathbf{f}_g^{(0)}(t, \mathbf{x}_{\parallel}, \zeta, \mathbf{c}_p) = f_g^{(0)}(t, \mathbf{x}_{\parallel}, 0, \mathbf{c}_p), \quad (55)$$

$$\mathbf{f}_g^{(1)}(t, \mathbf{x}_{\parallel}, \zeta, \mathbf{c}_p) = f_g^{(1)}(t, \mathbf{x}_{\parallel}, 0, \mathbf{c}_p) + \zeta \partial_z f_g^{(0)}(t, \mathbf{x}_{\parallel}, 0, \mathbf{c}_p). \quad (56)$$

The inner expansion f_p of the distribution f_p is then given by

$$f_p(t, \mathbf{x}_{\parallel}, \zeta, \mathbf{c}_p) = \sum_j \epsilon^j f_p^{(j)}(t, \mathbf{x}_{\parallel}, \zeta, \mathbf{c}_p), \quad (57)$$

with $f_p^{(j)} = f_g^{(j)} + f_{lc}^{(j)}$ for $j \geq 0$. The term $f_g^{(j)}$ is a polynomial in ζ of the j th degree resulting from the inner expansion f_g of f_g and $f_{lc}^{(j)}$ is the j th layer corrector that goes to zero as $\zeta \rightarrow \infty$.

The chemisorbate, free site, bulk and surface distributions are expanded in the simpler form

$$f_i = f_i = \sum_j \epsilon^j f_i^{(j)}(t, \mathbf{x}_{\parallel}, \zeta, \mathbf{c}_i), \quad i \in \{c, s, b, \sigma\} \quad (58)$$

since such distributions are localized in the adsorption layer and only involve the inner layer coordinate ζ .

D. Inner layer kinetic equations

Since ζ is the proper normal coordinate of the adsorbate layer, the rescaled equations governing the inner expansions f_i , $i \in \{p, c, s, b, \sigma\}$, and obtained from (44), are in the form

$$\begin{aligned} \partial_t f_i + \mathbf{c}_{\parallel} \cdot \partial_{\parallel} f_i + \frac{1}{\epsilon} c_{iz} \partial_{\zeta} f_i - \frac{1}{\epsilon} \frac{1}{m_i} \partial_{\zeta} W_i \partial_{c_{iz}} f_i \\ = \frac{\delta_{ip}}{\alpha_p \epsilon} J_{p,p}(f_p, f_p) + \frac{1}{\alpha_{ph} \epsilon} \mathcal{J}_{i,ph}(f_i) + \mathcal{C}_i. \end{aligned} \quad (59)$$

On the other hand, since f_g satisfies the Boltzmann equation (4), we may perform the change of variable from z to ζ in (4) so that the inner expansion f_g of f_g satisfies the rescaled kinetic equation

$$\partial_t f_g + \mathbf{c}_{p\parallel} \cdot \partial_{\parallel} f_g + \frac{1}{\epsilon} c_{pz} \partial_{\zeta} f_g = \frac{1}{\alpha_p \epsilon} J_{p,p}(f_g, f_g), \quad (60)$$

that naturally contains no force term, phonon collision term, or reactive term. Substituting the inner expansion f_g of f_g into (60) and equating the powers of ϵ yields the kinetic equations satisfied by the expansion coefficients $f_g^{(j)}$ for $j \geq 0$. At the

order ϵ^{-1} , we obtain that

$$c_{pz} \partial_{\zeta} f_g^{(0)} = \frac{1}{\alpha_p} J_{p,p}(f_g^{(0)}, f_g^{(0)}), \quad (61)$$

and each term of (61) indeed vanishes since from (55) $f_g^{(0)} = f_g^{(0)}(t, \mathbf{x}_{\parallel}, 0, \mathbf{c}_p)$ is a Maxwellian independent of ζ so that $J_{p,p}(f_g^{(0)}, f_g^{(0)}) = 0$ and $\partial_{\zeta} f_g^{(0)} = 0$. At the order ϵ^0 , letting $\Phi_g^{(1)} = f_g^{(1)}/f_g^{(0)}$ we obtain that

$$\partial_t f_g^{(0)} + \mathbf{c}_{p\parallel} \cdot \partial_{\parallel} f_g^{(0)} + c_{pz} f_g^{(0)} \partial_{\zeta} \Phi_g^{(1)} + f_g^{(0)} \mathcal{I}_g(\Phi_g^{(1)})/\alpha_p = 0, \quad (62)$$

and using (56) and $f_g^{(1)} = (\frac{m_g c_{gz} \bar{v}_{gz}}{k_B T_g} + \alpha_p \phi_g^{(1)}) f_g^{(0)}$ yields

$$\Phi_g^{(1)} = \zeta \partial_{\zeta} \log f_g^{(0)} + \frac{m_g c_{gz} \bar{v}_{gz}}{k_B T_g} + \alpha_p \phi_g^{(1)}, \quad (63)$$

where $\partial_{\zeta} \log f_g^{(0)}$, \bar{v}_{gz} , T_g , and $\phi_g^{(1)}$ are evaluated at $z = 0$. Defining the operator

$$\mathcal{H}_g(\varphi) = c_{pz} \partial_{\zeta} \varphi + \frac{1}{\alpha_p} \mathcal{I}_g(\varphi),$$

the first order linearized system (62) then reads as

$$\mathcal{H}_g(\Phi_g^{(1)}) = \Psi_g^{(1)}, \quad (64)$$

where

$$\Psi_g^{(1)} = -\partial_t \log f_g^{(0)} - \mathbf{c}_{p\parallel} \cdot \partial_{\parallel} \log f_g^{(0)}. \quad (65)$$

Since \mathcal{I}_g vanishes for collision invariants, we observe that $\mathcal{I}_g(m_g c_{gz}) = 0$ and $\mathcal{I}_g(\partial_{\zeta} \log f_g^{(0)}) = 0$ so that $\mathcal{I}_g(\Phi_g^{(1)})/\alpha_p = \mathcal{I}_g(\phi_g^{(1)})$. Moreover, using $\partial_{\zeta} \Phi_g^{(1)} = \partial_{\zeta} \log f_g^{(0)}$ we obtain that $c_{pz} \partial_{\zeta} \Phi_g^{(1)} = c_{pz} \partial_{\zeta} \log f_g^{(0)}$ in such a way that (64) exactly coincides with the linearized Boltzmann equation

$$\mathcal{I}_g(\phi_g^{(1)}) = -\partial_t \log f_g^{(0)} - \mathbf{c}_{p\parallel} \cdot \partial_{\parallel} \log f_g^{(0)} - c_{pz} \partial_{\zeta} \log f_g^{(0)},$$

written at the origin $z = 0$.

Subtracting finally Eq. (60) from that governing the inner expansion of the physisorbate (59) with $i = p$, we obtain a kinetic equation for the difference $f_p - f_g$:

$$\begin{aligned} \partial_t (f_p - f_g) + \mathbf{c}_{p\parallel} \cdot \partial_{\parallel} (f_p - f_g) + \frac{1}{\epsilon} c_{pz} \partial_{\zeta} (f_p - f_g) - \frac{1}{\epsilon} \frac{1}{m_p} \partial_{\zeta} W_p \partial_{c_{pz}} f_p \\ = \frac{1}{\alpha_p \epsilon} \{J_{p,p}(f_p, f_p) - J_{p,p}(f_g, f_g)\} + \frac{1}{\alpha_{ph} \epsilon} \mathcal{J}_{p,ph}(f_p) + \mathcal{C}_p. \end{aligned} \quad (66)$$

This equation as well as (59) will be convenient in the following in order to investigate the inner structure of the adsorbate. The advantage of (66) is that all terms go to zero when ζ goes to infinity.

IV. ZEROth ORDER EXPANSIONS IN THE ADSORBATE

Zeroth order expansions are investigated in the adsorbate layer and next the corresponding species mass fluid boundary conditions.

A. Zeroth order expansion in the physisorbate

In the physisorbate, using the kinetic equation (59) with $i = p$, it is found that

$$c_{pz} \partial_{\zeta} f_p^{(0)} - \frac{1}{m_p} \partial_{\zeta} W_p \partial_{c_{pz}} f_p^{(0)} = \frac{1}{\alpha_p} J_{p,p}(f_p^{(0)}, f_p^{(0)}) + \frac{1}{\alpha_{ph}} \mathcal{J}_{p,ph}(f_p^{(0)}). \quad (67)$$

Multiplying (67) by $\log(f_p^{(0)}/m_p)$, making use of (16) and $\partial_{\mathcal{A}}(\mathcal{A}(\log \mathcal{A} - 1)) = \log \mathcal{A}$, letting for short

$\mathfrak{s}_p = f_p^{(0)}[\log(f_p^{(0)}/m_p) - 1]$ it is obtained that

$$\begin{aligned} \partial_\zeta(c_{pz}\mathfrak{s}_p) - \partial_{c_{pz}}\left(\frac{\partial_\zeta W_p}{m_p}\mathfrak{s}_p\right) \\ = \frac{1}{\alpha_p}J_{p,p}(f_p^{(0)}, f_p^{(0)})\log\left(\frac{f_p^{(0)}}{m_p}\right) + \frac{1}{\alpha_{ph}}\mathcal{J}_{p,ph}(f_p^{(0)})\log\left(\frac{f_p^{(0)}}{m_p}\right). \end{aligned} \quad (68)$$

We integrate this equation over $\zeta \in (0, \infty)$ and $\mathbf{c}_p \in \mathbb{R}^3$ and use that $f_p^{(0)} \rightarrow 0$ as $\zeta \rightarrow 0$ since the surface repulsive potential repels all physisorbed-gas particles, and $f_p^{(0)} \rightarrow f_g^{(0)}(t, \mathbf{x}_\parallel, 0, \mathbf{c}_p)$ as $\zeta \rightarrow \infty$ since the corrector $f_{lc}^{(0)}$ goes to zero as $\zeta \rightarrow \infty$. The first term in the left-hand side of (68) yields after integration a null contribution since

$$\begin{aligned} \lim_{\zeta \rightarrow \infty} \int c_{pz} f_p^{(0)} [\log(f_p^{(0)}/m_p) - 1] d\mathbf{c}_p \\ = \int c_{pz} f_g^{(0)} [(\log(f_g^{(0)}/m_p) - 1)] d\mathbf{c}_p = 0, \end{aligned}$$

keeping in mind that $f_g^{(0)}$ is evaluated at $z = 0$ and is thus even in the normal velocity, and moreover

$$\lim_{\zeta \rightarrow 0} \int c_{pz} f_p^{(0)} [\log(f_p^{(0)}/m_p) - 1] d\mathbf{c}_p = 0,$$

because $f_p^{(0)} = 0$ for $\zeta = 0$. The second term in the left-hand side of (68) also yields a null contribution after integration since it is in divergence form and $\mathfrak{s}_p = f_p^{(0)}[\log(f_p^{(0)}/m_p) - 1]$ goes to zero as $|c_p| \rightarrow \infty$. We have thus established that

$$\begin{aligned} \frac{1}{\alpha_p} \int J_{p,p}(f_p^{(0)}, f_p^{(0)}) \log(f_p^{(0)}/m_p) d\mathbf{c}_p d\zeta \\ + \frac{1}{\alpha_{ph}} \int \mathcal{J}_{p,ph}(f_p^{(0)}) \log(f_p^{(0)}/m_p) d\mathbf{c}_p d\zeta = 0. \end{aligned}$$

Such terms have been investigated up to the scaling factor $-k_B$ when investigating entropy production in (39) and (40) and are nonpositive. Using $J_{p,p}(f_p^{(0)}, f_p^{(0)}) = 0$, we first deduce that $f_p^{(0)}$ is locally Maxwellian with a local temperature and average velocity. Using $\mathcal{J}_{p,ph}(f_p^{(0)}) = 0$, we further obtain that the local temperature is the wall temperature T_w and the average velocity vanishes. Writing this Maxwellian for convenience as $f_p^{(0)} = \bar{n}_p \exp(-\frac{W_p}{k_B T_w}) M_p$ where M_p is given by (13), and substituting this identity in (67), it is next obtained that $c_{pz} \partial_\zeta \bar{n}_p M_p = 0$ so that $\partial_\zeta \bar{n}_p = 0$ and \bar{n}_p is independent of ζ . This constant \bar{n}_p is identified by letting $\zeta \rightarrow \infty$ and it is obtained that $\bar{n}_p = n_g(t, \mathbf{x}_\parallel, 0)$ where $n_g(t, \mathbf{x}_\parallel, z)$ is the gas number density. It has thus been established that

$$f_p^{(0)} = n_p^{(0)} M_p, \quad (69)$$

where the number of physisorbed-gas particles per unit volume at zeroth order $n_p^{(0)} = \int f_p^{(0)} d\mathbf{c}_p$ reads as

$$n_p^{(0)}(t, \mathbf{x}_\parallel, \zeta) = n_g(t, \mathbf{x}_\parallel, 0) \exp\left(-\frac{W_p(\zeta)}{k_B T_w}\right). \quad (70)$$

This expression of $n_p^{(0)}(t, \mathbf{x}_\parallel, \zeta)$ establishes that the physisorbate is naturally distributed like $\exp(-W_p/k_B T_w)$ as was expected based on physical grounds [24,46]. Moreover, the

physisorbate is *at equilibrium* with the bath of gas particles having number density $n_g(t, \mathbf{x}_\parallel, 0)$ coming from the gas phase. Since $f_{lc}^{(0)}(t, \mathbf{x}_\parallel, \zeta, \mathbf{c}_p) = f_p^{(0)}(t, \mathbf{x}_\parallel, \zeta, \mathbf{c}_p) - f_g^{(0)}(t, \mathbf{x}_\parallel, 0, \mathbf{c}_p)$, it is also obtained that

$$f_{lc}^{(0)}(t, \mathbf{x}_\parallel, \zeta, \mathbf{c}_p) = f_g^{(0)}(t, \mathbf{x}_\parallel, 0, \mathbf{c}_p) \left\{ \exp\left(-\frac{W_p(\zeta)}{k_B T_w}\right) - 1 \right\}.$$

The layer corrector $f_{lc}^{(0)}$ thus converges to zero as $\zeta \rightarrow \infty$ as the potential W_p , and the excess molecular density in the physisorbate $n_p^{(0)}(t, \mathbf{x}_\parallel, \zeta) - n_g(t, \mathbf{x}_\parallel, 0)$ is naturally distributed as the positive values of the function $\exp[-W_p(\zeta)/k_B T_w] - 1$.

By identifying the Maxwellian distributions, we have obtained that

$$T_g(t, \mathbf{x}_\parallel, 0) = T_w, \quad (71)$$

and recovered that

$$\mathbf{v}_g(t, \mathbf{x}_\parallel, 0) \cdot \mathbf{e}_x = \mathbf{v}_g(t, \mathbf{x}_\parallel, 0) \cdot \mathbf{e}_y = 0, \quad (72)$$

and these *kinematic* boundary conditions [63,64] have been established by writing that the gas Maxwellian distribution is at equilibrium with phonons. In contrast, the *dynamic* boundary conditions for mass, momentum, or energy will be obtained as moments of the kinetic equations. The model could incidentally be generalized by taking into account a first order slip temperature difference $T_g - T_w = O(\epsilon)$, but such an extension is beyond the scope of this work.

B. Zeroth order expansion in the chemisorbate

In the chemisorbed layer, using the kinetic equation (59) with $i = c$, it is found that

$$c_{cz} \partial_\zeta f_c^{(0)} - \frac{1}{m_c} \partial_\zeta W_c \partial_{c_{cz}} f_c^{(0)} = \frac{1}{\alpha_{ph}} \mathcal{J}_{c,ph}(f_c^{(0)}). \quad (73)$$

Multiplying by $\log(f_c^{(0)}/m_c)$, letting for short $\mathfrak{s}_c = f_c^{(0)}[\log(f_c^{(0)}/m_c) - 1]$, and proceeding as for the physisorbate, it is obtained that

$$\partial_\zeta(c_{cz}\mathfrak{s}_c) - \partial_{c_{cz}}\left(\frac{\partial_\zeta W_c}{m_c}\mathfrak{s}_c\right) = \frac{1}{\alpha_{ph}}\mathcal{J}_{c,ph}(f_c^{(0)})\log\left(\frac{f_c^{(0)}}{m_c}\right).$$

Integrating over $\zeta \in (\zeta_c^-, \zeta_c^+)$ and $\mathbf{c}_c \in \mathbb{R}^3$, and since $f_c^{(0)}$ goes to zero as $\zeta \rightarrow \zeta_c^-$ and as $\zeta \rightarrow \zeta_c^+$, it is obtained that

$$\frac{1}{\alpha_{ph}} \int \mathcal{J}_{c,ph}(f_c^{(0)}) \log(f_c^{(0)}/m_c) d\mathbf{c}_c d\zeta = 0.$$

From $\mathcal{J}_{c,ph}(f_c^{(0)}) = 0$ and the expression of the entropy source (40) established for the H theorem, it is deduced that $f_c^{(0)}$ is a Maxwellian at temperature T_w and with zero average velocity. Writing this Maxwellian for convenience in the form

$$f_c^{(0)} = \bar{n}_c \exp\left(-\frac{W_c}{k_B T_w}\right) M_c, \quad (74)$$

where M_c is given by Eq. (13), and substituting this identity in (73), it is obtained that $c_z \partial_\zeta \bar{n}_c M_c = 0$ so that $\partial_\zeta \bar{n}_c = 0$ and \bar{n}_c is independent of ζ .

The number density in the chemisorbate at zeroth order is thus in the form

$$n_c^{(0)}(t, \mathbf{x}_\parallel, \zeta) = \bar{n}_c(t, \mathbf{x}_\parallel) \exp\left(-\frac{W_c(\zeta)}{k_B T_w}\right), \quad (75)$$

so that the chemisorbate is distributed as $\exp(-w_c/k_B T_w)$ as was expected based on physical grounds and is localized since w_c goes to infinity as $\zeta \rightarrow \zeta_c^-$ as well as $\zeta \rightarrow \zeta_c^+$. We may next introduce the number of chemisorbed particles *per unit surface* $\tilde{n}_c(t, \mathbf{x}_\parallel) = \int n_c dz$ that is related to \bar{n}_c via a configuration integral

$$\tilde{n}_c(t, \mathbf{x}_\parallel) = \bar{n}_c(t, \mathbf{x}_\parallel) \int \exp\left(-\frac{w_c}{k_B T_w}\right) dz.$$

The number density of the chemisorbate per unit surface $\tilde{n}_c(t, \mathbf{x}_\parallel)$ thus arises naturally from the kinetic framework and is often used in macroscopic fluid models. Finally, both $\bar{n}_c(t, \mathbf{x}_\parallel)$ and $\tilde{n}_c(t, \mathbf{x}_\parallel)$ are independent of the gas phase value $n_g(t, \mathbf{x}_\parallel, 0)$ at variance with the physisorbate that is *at equilibrium* with the bath of gas. From the structure of the zeroth order kinetic equation and the localization of the chemisorbate potential there is a natural Enskog constraint $\int f_c d\mathbf{c}_c dz = \int f_c^{(0)} d\mathbf{c}_c dz$ so that $\bar{n}_c(t, \mathbf{x}_\parallel)$ and $\tilde{n}_c(t, \mathbf{x}_\parallel)$ are also accurate at first order.

C. Zeroth order expansion at the surface

Using the kinetic equation (59) with $i = s$, the zeroth order distribution of free site $f_s^{(0)}$ is governed by the kinetic equation

$$c_{sz} \partial_\zeta f_s^{(0)} - \frac{1}{m_s} \partial_\zeta w_s \partial_{c_{sz}} f_s^{(0)} = \frac{1}{\alpha_{ph}} \mathcal{J}_{s,ph}(f_s^{(0)}). \quad (76)$$

Proceeding as for the chemisorbate, it is found that

$$f_s^{(0)} = n_s^{(0)} M_s, \quad (77)$$

$$n_s^{(0)}(t, \mathbf{x}_\parallel, \zeta) = \bar{n}_s(t, \mathbf{x}_\parallel) \exp\left(-\frac{w_s(\zeta)}{k_B T_w}\right), \quad (78)$$

where M_s is given by Eq. (13). The quantity \bar{n}_s is also directly related to the number of free sites per unit surface $\tilde{n}_s(t, \mathbf{x}_\parallel) = \int n_s dz$ and both quantities are also first order accurate. The free site atoms are spatially distributed as the function $\exp(-w_s/k_B T_w)$ as was expected based on physical grounds and are of course localized since w_s goes to infinity as $\zeta \rightarrow \zeta_s^-$ or as $\zeta \rightarrow \zeta_s^+$. This Maxwellian structure that was assumed to hold in [38] is established here from the governing kinetic equation. Such a Maxwellian structure (76) constrained by the localized potential w_s is exactly that given by statistical mechanics at equilibrium [44–47].

Proceeding similarly for the standard surface distribution, it is also recovered that $f_\sigma^{(0)} = f_\sigma^e$ is given by (19) with a number density of the surface layer n_σ in the form (20) and the surface atoms are spatially distributed as $\exp(-w_\sigma/k_B T_w)$. The zeroth order solution $f_\sigma^{(0)} = f_\sigma^e$ is furthermore the exact solution $f_\sigma^e = n_\sigma M_\sigma$ of the thin layer equation since it is an exact solution of the full kinetic equation (8). The quantities n_σ and \bar{n}_σ are characteristic of the crystal surface and its orientation and are related to the number of surface atoms per unit surface $\tilde{n}_\sigma = \int n_\sigma dz$.

From the structure of the free site distribution $f_s^{(0)}$ and that of the crystal layer standard distribution $f_\sigma^{(0)} = f_\sigma^e$ given by (19), we deduce that *at zeroth order* the probability of free site

$1 - \bar{\theta} = f_s^{(0)}/f_\sigma^{(0)}$ simplifies into

$$1 - \bar{\theta} = \frac{f_s^{(0)}}{f_\sigma^{(0)}} = \frac{\bar{n}_s}{\bar{n}_\sigma} = \frac{\tilde{n}_s}{\tilde{n}_\sigma}, \quad (79)$$

and therefore *only depends on time and tangential coordinate* $\bar{\theta} = \bar{\theta}(t, \mathbf{x}_\parallel)$. This structural property $\bar{\theta} = \bar{\theta}(t, \mathbf{x}_\parallel)$ was assumed to hold in previous work [38] and is established here from the asymptotic analysis of the kinetic equations. The number of free sites per unit surface \tilde{n}_s may also be written $\tilde{n}_s = (1 - \bar{\theta})\tilde{n}_\sigma$ and since the chemisorbate is assumed to be monolayer, we have $\tilde{n}_s + \tilde{n}_c = \tilde{n}_\sigma$ and

$$\tilde{n}_c = \bar{\theta} \tilde{n}_\sigma, \quad \tilde{n}_s = (1 - \bar{\theta}) \tilde{n}_\sigma. \quad (80)$$

The monolayer relation $\tilde{n}_s + \tilde{n}_c = \tilde{n}_\sigma$ is naturally associated with surface densities whereas the volume distributions of $\mathcal{C}(s)$ and $\mathcal{A}(s)$ are not located at the same reduced normal coordinate ζ .

D. Species mass boundary conditions

The zeroth order mass conservation equations are obtained by taking the scalar product of the kinetic equations (59) or (66) by the mass collisional invariants, which is equivalent to integrating with respect to the velocity variable, and keeping only zeroth order terms.

In the physisorbate, using the difference equation (66) for convenience, it is obtained that

$$\partial_t \int (f_p^{(0)} - f_g^{(0)}) d\mathbf{c}_p + \partial_\zeta \int c_{pz} (f_p^{(1)} - f_g^{(1)}) d\mathbf{c}_p = \int \mathcal{C}_p^{(0)} d\mathbf{c}_p,$$

where $\mathcal{C}_p^{(0)}$ denotes the chemical production term evaluated with the zeroth order distributions $f_i^{(0)}$, $i \in \{p, c, s\}$. We have used here that $\int c_{p\parallel} f_p^{(0)} d\mathbf{c}_p = \int c_{p\parallel} f_g^{(0)} d\mathbf{c}_g = \mathbf{0}$ and that the collisional invariant $\psi_p^1 = 1$ is orthogonal to $J_{p,p}$ and $\mathcal{J}_{p,ph}$. Since $\partial_t n_g(t, \mathbf{x}_\parallel, 0) = O(\epsilon)$, the first term vanishes at zeroth order and

$$\partial_\zeta \int c_{pz} (f_p^{(1)} - f_g^{(1)}) d\mathbf{c}_p = \int \mathcal{C}_p^{(0)} d\mathbf{c}_p. \quad (81)$$

Using that $f_p^{(1)} - f_g^{(1)} = f_{lc}^{(1)}$ goes to zero as $\zeta \rightarrow \infty$, that $f_p^{(1)}$ goes to zero as $\zeta \rightarrow 0$, since there are not anymore particles when $\zeta \rightarrow 0$, that $f_g^{(1)}(t, \mathbf{x}_\parallel, \zeta, \mathbf{c}_p) = f_g^{(1)}(t, \mathbf{x}_\parallel, 0, \mathbf{c}_p) + \zeta \partial_z f_g^{(0)}(t, \mathbf{x}_\parallel, 0, \mathbf{c}_p)$, that $\zeta \partial_z f_g^{(0)}$ go to zero as $\zeta \rightarrow 0$, and that $\int c_z f_g^{(1)} d\mathbf{c}_g = n_g \bar{v}_{gz}$, we obtain by integrating (81) over $\zeta \in (0, \infty)$ the relation

$$n_g(t, \mathbf{x}_\parallel, 0) \bar{v}_{gz}(t, \mathbf{x}_\parallel, 0) = \int \mathcal{C}_p^{(0)} d\mathbf{c}_p d\zeta. \quad (82)$$

The Stefan flux $n_g(t, \mathbf{x}_\parallel, 0) \bar{v}_{gz}(t, \mathbf{x}_\parallel, 0)$ is thus expressed in terms of the zeroth order physisorbate-gas production rate by chemistry in the layer. This relation may be rewritten in the form

$$n_g(t, \mathbf{x}_\parallel, 0) v_{gz}(t, \mathbf{x}_\parallel, 0) = \int \mathcal{C}_p^{(0)} d\mathbf{c}_p dz, \quad (83)$$

where the integral is now performed over z rather than ζ . In particular, the dynamics of the physisorbate does not play a role and the mass flux toward the gas phase is entirely due to the production of physisorbed-gas species by adsorption or desorption of the chemisorbate.

On the other hand, the integrated mass conservation equation in the chemisorbate may be obtained with a similar procedure and yields that

$$\partial_t \bar{n}_c(t, \mathbf{x}_{\parallel}) \int \exp\left(-\frac{W_c}{k_B T_w}\right) d\zeta = \int C_c^{(0)} d\mathbf{c}_c d\zeta, \quad (84)$$

where $C_c^{(0)}$ denotes the chemisorbed species production evaluated with zeroth order distributions. This equation may be rewritten

$$\partial_t \tilde{n}_c(t, \mathbf{x}_{\parallel}) = \int C_c^{(0)} d\mathbf{c}_c dz, \quad (85)$$

where $\tilde{n}_c(t, \mathbf{x}_{\parallel}) = \bar{n}_c \int \exp(-W_c/k_B T_w) dz$ represents the total amount of chemisorbate available in the layer *per unit surface* and may be interpreted as the natural *surface number density* of the chemisorbate.

Proceeding similarly for the free sites and bulk species we obtain finally that

$$n_g(t, \mathbf{x}_{\parallel}, 0) v_{gz}(t, \mathbf{x}_{\parallel}, 0) = \int C_p^{(0)} d\mathbf{c}_p dz, \quad (86)$$

$$\partial_t \tilde{n}_i(t, \mathbf{x}_{\parallel}) = \int C_i^{(0)} d\mathbf{c}_i dz, \quad i \in \{c, s, b\} \quad (87)$$

with $\tilde{n}_c = \tilde{n}_b = \bar{\theta} \tilde{n}_\sigma$, $\tilde{n}_s = (1 - \bar{\theta}) \tilde{n}_\sigma$, and $\int C_p^{(0)} d\mathbf{c}_p dz = \int C_s^{(0)} d\mathbf{c}_s dz = -\int C_c^{(0)} d\mathbf{c}_c dz = -\int C_b^{(0)} d\mathbf{c}_b dz$. We have thus recovered the traditional mass fluid boundary conditions at a surface with adsorption including the equation for the gas, the chemisorbed species, and the coverage [18–20,41].

E. Surface chemical reaction

The integrated surface chemistry term $\int C_p^{(0)} d\mathbf{c}_p dz$ evaluated with zeroth order distributions reads as

$$\int C_p^{(0)} d\mathbf{c}_p dz = \mathcal{K} \left(\frac{\bar{n}_\sigma \bar{n}_c}{Z_b Z_c} - \frac{\bar{n}_s n_g(t, \mathbf{x}_{\parallel}, 0)}{Z_s Z_p} \right), \quad (88)$$

where \mathcal{K} is the surface reaction overall constant

$$\mathcal{K} = \int W^+ d\mathbf{c}_\sigma d\mathbf{c}_s d\mathbf{c}_c d\mathbf{c}_p dz. \quad (89)$$

This rate (88) may then be rewritten by using number densities per unit surface. Defining the partition function of the surface species with a configuration integral [48]

$$\tilde{Z}_i = Z_i \int \exp\left(-\frac{W_i}{k_B T_w}\right) dz, \quad i \in \{c, s, b\} \quad (90)$$

letting $Z_g = Z_p$, and noting that

$$\frac{\bar{n}_i}{Z_i} = \frac{\tilde{n}_i}{\tilde{Z}_i}, \quad i \in \{c, s, b\} \quad (91)$$

it is indeed obtained that

$$\int C_p^{(0)} d\mathbf{c}_p dz = \mathcal{K} \left(\frac{\tilde{n}_\sigma \tilde{n}_c}{\tilde{Z}_b \tilde{Z}_c} - \frac{\tilde{n}_s n_g(t, \mathbf{x}_{\parallel}, 0)}{\tilde{Z}_s Z_g} \right). \quad (92)$$

This expression of the chemical production rate is compatible with *the atomic site* description of the surface adsorption reaction since it involves the same species as well as the surface number densities and the gas density at the interface $z = 0$.

Another expression of the surface reaction rate consists in eliminating the bulk crystal species and reducing the site species to a simple coverage probability $1 - \bar{\theta}$. To this aim, letting

$$\tilde{Z}'_c = \frac{\tilde{Z}_c \tilde{Z}_b}{\tilde{Z}_s} = \tilde{Z}_c \exp\left(-\frac{E_b - E_s}{k_B T_w}\right),$$

that is a partition function for the chemisorbed surface species taking into account the crystal bonding energy $E_b - E_s$, and letting $\mathcal{K}' = \mathcal{K} \tilde{n}_\sigma / \tilde{Z}_s$, we obtain

$$\int C_p^{(0)} d\mathbf{c}_p dz = \mathcal{K}' \left(\frac{\tilde{n}_c}{\tilde{Z}'_c} - (1 - \bar{\theta}) \frac{n_g(t, \mathbf{x}_{\parallel}, 0)}{Z_g} \right). \quad (93)$$

This rate is compatible with *the open site* description of the surface adsorption reaction, with the open site $\mathcal{O}(s)$ simply taken into account with a probability factor $1 - \bar{\theta}$ and the bonding energy taken into account in the modified surface partition function \tilde{Z}'_c . The traditional macroscopic species balances as well as the surface chemical production rates for both the atomic and open site conventions *have thus been recovered from the kinetic model*.

The surface production rate may also be rewritten by *completely eliminating all surface crystal species*. To this aim, we may define a new chemical potential

$$\tilde{\mu}_c = \log\left(\frac{\tilde{n}_c}{\tilde{Z}'_c} \frac{1}{1 - \bar{\theta}}\right) = \log\left(\frac{\tilde{n}_\sigma}{Z_c} \frac{\bar{\theta}}{1 - \bar{\theta}}\right),$$

that involves the $1 - \bar{\theta}$ factor coming from the free site density, in agreement with the statistical mechanics of adsorption at low coverage *that excludes crystal species* [45,48]. Keeping in mind that the chemical potential in the gas is $\mu_g = \log(n_g/Z_g)$, the surface source term is then obtained in the general form associated with statistical mechanics [41,65,66]

$$\int C_p^{(0)} d\mathbf{c}_p dz = \mathcal{K}'' (\exp(\tilde{\mu}_c) - \exp(\mu_g(t, \mathbf{x}_{\parallel}, 0))), \quad (94)$$

where $\mathcal{K}'' = \mathcal{K}'(1 - \bar{\theta})$. At chemical equilibrium, we finally have $\tilde{\mu}_c = \mu_g(t, \mathbf{x}_{\parallel}, 0)$ in such a way that $\bar{\theta}/(1 - \bar{\theta})$ is proportional to $n_g(t, \mathbf{x}_{\parallel}, 0)$ and the Langmuir isotherm [19] is recovered.

The various expressions of the production rate $\int C_p^{(0)} d\mathbf{c}_p dz$ derived with the atomic site formalism (92), the open site formalism (93), and the adsorption mechanistic formalism (94), thus, gradually eliminate the crystal surface species. The atomic site formalism still seems to be the relevant one in order to describe reactive collisions. In addition, even though the saturation factor $1 - \bar{\theta}$ may be integrated into a chemical potential for the chemisorbed species $\tilde{\mu}_c$, it still originates from the surface crystal species $\mathcal{C}(s)$.

V. MOMENTUM AND THERMAL BOUNDARY CONDITIONS

We discuss in this section the normal momentum, tangential momentum, and energy dynamic boundary conditions at zeroth order, completing the dynamic mass boundary conditions obtained in previous sections. These dynamic boundary conditions are obtained by taking appropriate moments of the kinetic equations whereas the kinematic boundary conditions

have been obtained by identifying Maxwellian distributions. The calculations are detailed in Appendix B and only the resulting equations are presented in this section.

A. Momentum boundary conditions

The normal momentum boundary condition is obtained by multiplying by $m_p c_{pz}$ and ϵ the difference equation (66), integrating with respect to the particle velocity, with respect to ζ , and keeping all terms of order ϵ^0 or ϵ^1 . Similar momentum balance equations are also formed for the surface species and added to the previous equation in order to eliminate reactive source terms.

The resulting boundary condition naturally involves the pressure tensor of the gas phase

$$\mathcal{P}^g = p_g \mathbf{I} + \mathbf{\Pi}, \quad (95)$$

where $p_g = n_g k_B T_g$ denotes the gas pressure and $\mathbf{\Pi}$ the gas viscous tensor. The pressure appears through the moment $\int m_p c_{pz}^2 f_g^{(0)} d\mathbf{c}_p = n_g k_B T_g$ and the viscous tensor through

$$\mathbf{\Pi} = \epsilon m_p \int \mathbf{c}_p \otimes \mathbf{c}_p f_g^{(1)} d\mathbf{c}_p = -\epsilon \eta_g \mathbf{S},$$

where $\mathbf{S} = \partial_x \mathbf{v}_g + (\partial_x \mathbf{v}_g)^t - \frac{2}{3} \partial_x \cdot \mathbf{v}_g \mathbf{I}$ denotes the symmetric traceless strain rate tensor and η_g the gas shear viscosity.

The solid crystal pressure tensor, opposite of the crystal Cauchy tensor, at the surface is further defined as

$$\begin{aligned} \mathcal{P}_{zz}^{\text{so}} = & - \int \partial_\zeta W_p f_p^{(0)} d\mathbf{c}_p d\zeta - \sum_{p,c,s,b} \epsilon \int \partial_\zeta W_i f_i^{(1)} d\mathbf{c}_i d\zeta \\ & + \sum_{p,c,s,b} \frac{\epsilon}{\alpha_{\text{ph}}} \int m_i c_{iz} \mathcal{J}_{i,\text{ph}}(f_i^{(1)}) d\mathbf{c}_i d\zeta. \end{aligned}$$

The first two terms represent the total force per unit surface acting on the physisorbate, chemisorbate, and surface layer, whereas the second sum represents the gain in momentum by the species due to the interaction with phonons per unit surface and time and also represents a force per unit surface. The dominant term thus represents the action of the solid on the physisorbate.

The resulting normal momentum boundary condition is then found in the form

$$\mathcal{P}_{zz}^g = \mathcal{P}_{zz}^{\text{so}} = -\sigma_{zz}^{\text{so}}, \quad (96)$$

and coincide with the traditional momentum boundary condition, the contribution of the normal velocity term being of higher order.

A similar procedure may be applied to the tangential momentum boundary condition, multiplying by $m_p c_{p\parallel}$ and ϵ the difference equation (66), integrating with respect to the particle velocity and ζ keeping all terms of order ϵ^0 and ϵ^1 , and adding similar balance equations for the surface species.

The tangential component of the normal stress in the solid is defined as

$$\mathcal{P}_{\parallel z}^{\text{so}} = -\sigma_{\parallel z}^{\text{so}} = \sum_{p,c,s,b} \frac{\epsilon}{\alpha_{\text{ph}}} \int m_i c_{i\parallel} \mathcal{J}_{i,\text{ph}}(f_i^{(1)}) d\mathbf{c}_i d\zeta,$$

and indeed represents the gain in tangential momentum by the surface species due to interaction with phonon per unit

surface and time and thus represents a tangential force per unit surface.

The resulting boundary condition is finally obtained in the form

$$\mathcal{P}_{\parallel z}^g = \mathcal{P}_{\parallel z}^{\text{so}} = -\sigma_{\parallel z}^{\text{so}}, \quad (97)$$

and only the first order term remains.

B. Thermal boundary condition

We multiply by $\frac{1}{2} m_p |\mathbf{c}_p|^2 + E_p + W_p$ and ϵ the kinetic equation (59) for $i = p$, multiply by $\frac{1}{2} m_p |\mathbf{c}_p|^2 + E_p$ and ϵ the gas kinetic equation (60), and form the difference equation. We then integrate with respect to the particle velocity \mathbf{c}_p and ζ and keep all terms of order ϵ^0 and ϵ^1 . Similar balance equations are formed for all surface species and added to the previous relation.

The thermal boundary condition naturally involves the normal heat flux in the gas

$$Q_z = -\epsilon \int c_{pz} \frac{1}{2} m_p |\mathbf{c}_p|^2 \alpha_p \phi^\lambda \cdot \partial_x T_g f_g^{(0)} d\mathbf{c}_p = -\lambda_g \partial_z T_g,$$

where λ_g is the thermal conductivity in the gas.

The solid heat flux at the surface is defined as

$$Q_z^{\text{so}} = \sum_{p,c,s,b} \frac{\epsilon}{\alpha_{\text{ph}}} \int \frac{1}{2} m_i |\mathbf{c}_i|^2 \mathcal{J}_{i,\text{ph}}(f_i^{(1)}) d\mathbf{c}_i d\zeta,$$

and represents the gain in kinetic energy of the species due to interaction with phonons per unit surface and time. Letting then

$$\tilde{w}_i = \int w_i \exp(-w_i/k_B T_w) d\zeta / \int \exp(-w_i/k_B T_w) d\zeta,$$

and $\tilde{E}_i = E_i + \tilde{w}_i$ the boundary condition is obtained in the form

$$\left(\frac{5}{2} k_B T_g + E_p \right) n_g v_{gz} + Q_z + \sum_{c,s,b} \left(\frac{3}{2} k_B T_g + \tilde{E}_i \right) \int c_i^{(0)} d\mathbf{c}_i dz = Q_z^{\text{so}}. \quad (98)$$

Further letting $H_i = \frac{3}{2} k_B T_g + \tilde{E}_i$ for $i \in \{c, s, b\}$ and $H_p = \frac{5}{2} k_B T_g + E_p$, we may rewrite (98) in the form

$$Q_z + \sum_{p,c,s,b} H_i \int c_i^{(0)} d\mathbf{c}_i dz = Q_z^{\text{so}}. \quad (99)$$

This relation corresponds to the usual thermal flux balance at a reactive surface where the temperature is fixed [19,41].

The resulting dynamics boundary conditions (96), (97), and (99) complete the species mass boundary conditions obtained in Sec. IV. There are nevertheless limitations for such boundary conditions that originate from various assumptions used in the model. The system is first isothermal so that the surface and bulk temperature gradients cannot properly be taken into account. The surface is also constrained to have the same temperature as the gas and the solid body and thus has no thermal degrees of freedom. The phonons are also assumed to be at equilibrium and the heat flux in the solid cannot be expressed in terms of the temperature gradient in the solid.

VI. FIRST ORDER EXPANSIONS IN THE ADSORBATE

First order expansions are investigated in the adsorbate layer as well as the corresponding species fluid boundary conditions.

A. Simplified phonon interaction operator

It is assumed in the following that the phonon collision operators are in the relaxation form

$$\frac{1}{\alpha_{\text{ph}}} \mathcal{J}_{i,\text{ph}}(\varphi_i) = -\frac{1}{\tau_{i,\text{ph}}}(\varphi_i - \langle \varphi_i \rangle M_i), \quad (100)$$

for $i \in \{\text{p, c, s, b, } \sigma\}$, where the relaxation times $\tau_{i,\text{ph}}$ are independent of the velocity \mathbf{c}_i and $\langle \varphi_i \rangle$ denotes for short the integral over the corresponding velocity space

$$\langle \varphi_i \rangle = \int \varphi_i d\mathbf{c}_i, \quad i \in \{\text{p, c, s, b, } \sigma\}.$$

This assumption introduced by Borman *et al.* simplifies the analysis of the adsorbate layer [23–26,33]. For the physisorbate species, keeping in mind that there is no interaction with phonons far from the surface, we must also have $\lim_{\zeta \rightarrow \infty} \tau_{\text{p,ph}}(\zeta) = +\infty$.

A further simplifying assumption concerning the chemisorbed and surface species is that the relaxation times $\tau_{\text{c,ph}}$, $\tau_{\text{s,ph}}$, and $\tau_{\text{b,ph}}$ are also independent of ζ :

$$\tau_{\text{c,ph}} = \text{Cte}, \quad \tau_{\text{s,ph}} = \text{Cte} \quad \tau_{\text{b,ph}} = \text{Cte}. \quad (101)$$

This assumption seems natural since the surface and chemisorbed layers are *thin layers*. The relaxation times are then given by $\tau_{i,\text{ph}}$ in the relevant zones (ζ_i^- , ζ_i^+), $i \in \{\text{c, s, b}\}$, and are $+\infty$ outside of these zones. Diffusion processes on surfaces or in solids being due to thermal agitation, we will naturally find that collisions with phonons lead to surface diffusion and in particular to diffusion of the chemisorbed species. Since the bulk species denote crystal atoms bonded with chemisorbed particles A(s), they must naturally have *the same macroscopic surface diffusion velocity* and this will yield a constraint expressing $\tau_{\text{b,ph}}$ in terms of $\tau_{\text{c,ph}}$ established in the following.

B. Orders of magnitude

Prior to investigating higher order equations, we need to estimate the asymptotic order of various quantities. The gas momentum equation at the origin $z = 0$ is first in the form

$$m_{\text{g}} n_{\text{g}} \partial_t \mathbf{v}_{\text{g}} + m_{\text{g}} n_{\text{g}} \mathbf{v}_{\text{g}} \cdot \partial_{\mathbf{x}} \mathbf{v}_{\text{g}} + \partial_{\mathbf{x}} (k_{\text{B}} n_{\text{g}} T_{\text{g}}) + \partial_{\mathbf{x}} \cdot \boldsymbol{\Pi} = \mathbf{0},$$

where $\boldsymbol{\Pi} = -\epsilon \eta_{\text{g}} \mathbf{S}$ denotes the viscous tensor. Since the velocity \mathbf{v}_{g} is $O(\epsilon)$ near the surface and also necessarily its time derivative $\partial_t \mathbf{v}_{\text{g}} = \epsilon \partial_t \bar{\mathbf{v}}_{\text{g}}$, this equation implies that the pressure gradient is $\partial_{\mathbf{x}} (n_{\text{g}} T_{\text{g}})(t, \mathbf{x}_{\parallel}, 0) = O(\epsilon)$. Using this relation in the tangential direction, and since $T_{\text{g}}(0) = T_{\text{w}}$ is constant along the surface, we obtain that

$$\partial_{\parallel} n_{\text{g}}(t, \mathbf{x}_{\parallel}, 0) = O(\epsilon). \quad (102)$$

This estimate will eliminate surface diffusion effects *in the physisorbate*. This is natural since the physisorbate is a *single species fluid* and there is no term proportional to the number

density gradient in such a single species fluid perturbed distribution function.

We have already seen in Sec. III B that $\partial_{\parallel} \mathbf{v}_{\text{g}\parallel} = \mathbf{0}$ and $\partial_{\mathbf{x}} v_{\text{gz}} = O(\epsilon)$ so that only $\partial_z v_{\text{g}\parallel}$ may remain in the gradient $\partial_{\mathbf{x}} \mathbf{v}_{\text{g}}$ at zeroth order. However, assuming that the crystal is free of tangential stress $\sigma_{\parallel z} = 0$, we obtain from the zeroth order dynamic boundary condition (97) at the interface that $\partial_z v_{\text{g}\parallel} = O(\epsilon)$. Using previous velocity gradient estimates, we thus have $\partial_{\mathbf{x}} \mathbf{v} = O(\epsilon)$ and of course $\partial_{\mathbf{x}} T = O(\epsilon)$ since the system is isothermal. The number densities n_{s} , n_{c} , n_{σ} , and $\mathbf{W}_{\text{p,c}}$ are also naturally assumed to be $O(1)$ and by integrating through the adsorbate layer it is obtained that \tilde{n}_{s} , \tilde{n}_{c} , and \tilde{n}_{σ} are $O(\epsilon)$. One thus observes a reduction of the asymptotic order of surface concentrations due to *the lower surface dimension* since the adsorbate layer has thickness $O(\epsilon)$.

In the following sections, we will further assume that *the surface chemistry is slow* in such a way that

$$\bar{\mathbf{W}}^+ = O(\epsilon^{\mathbf{a}}), \quad (103)$$

where $\mathbf{a} = 1$. This is a feasible assumption since surface chemistry is generally slow in comparison with homogeneous chemistry and we have also seen that $\partial_t n_{\text{g}} = O(\epsilon)$ and $\mathbf{v}_{\text{g}} = O(\epsilon)$ so that the main adsorption reactant is slowly transported to the surface. This assumption (103) with $\mathbf{a} = 1$ corresponds in the case of homogeneous reactions to that of Maxwellian chemistry [41].

The assumption (103) implies that $\mathcal{C}_i^{(0)} = O(\epsilon^{\mathbf{a}})$, for $i \in \{\text{p, c, s, b}\}$, and that the reaction constant \mathcal{K} defined in (89) is $O(\epsilon^{1+\mathbf{a}})$ since $\bar{\mathbf{W}}^+ = O(\epsilon^{\mathbf{a}})$ and the integration variable is z . This notably implies that $\int \mathcal{C}_i^{(0)} d\mathbf{c}_i dz = O(\epsilon^{1+\mathbf{a}})$ as well as $\partial_t \int \mathcal{C}_i^{(0)} d\mathbf{c}_i dz = O(\epsilon^{1+\mathbf{a}})$ for $i \in \{\text{p, c, s, b}\}$. It is then obtained from (85) that $\partial_t \tilde{n}_{\text{c}} = O(\epsilon^{1+\mathbf{a}})$ and from $\tilde{n}_{\text{c}} = \bar{\theta} \tilde{n}_{\sigma}$ that $\partial_t \bar{\theta} = O(\epsilon^{\mathbf{a}})$. We also obtain from the expression of the Stefan flux that $v_{\text{gz}} = O(\epsilon^{1+\mathbf{a}})$ and using the mass conservation equation that $\partial_z v_{\text{gz}} = O(\epsilon^{1+\mathbf{a}})$. In this situation, both expansion coefficients $\phi_{\text{g}}^{(1)}$ and $\phi_{\text{g}}^{(2)}$ are $O(\epsilon)$ as well as $f_{\text{g}}^{(1)}$ and $f_{\text{g}}^{(2)}$ and these orders of magnitude will be used in the next sections.

C. First order expansion in the physisorbate

From Eq. (59) and the inner expansion (57), the first order equation in the physisorbate is obtained in the form

$$\begin{aligned} \partial_t f_{\text{p}}^{(0)} + \mathbf{c}_{\text{p}\parallel} \cdot \partial_{\parallel} f_{\text{p}}^{(0)} + c_{\text{pz}} \partial_{\zeta} f_{\text{p}}^{(1)} - \frac{1}{m_{\text{p}}} \partial_{\zeta} W_{\text{p}} \partial_{c_{\text{pz}}} f_{\text{p}}^{(1)} \\ + \frac{1}{\alpha_{\text{p}}} f_{\text{p}}^{(0)} \mathcal{I}_{\text{p}}(f_{\text{p}}^{(1)}/f_{\text{p}}^{(0)}) + \frac{1}{\tau_{\text{p,ph}}} (f_{\text{p}}^{(1)} - \langle f_{\text{p}}^{(1)} \rangle M_{\text{p}}) = \mathcal{C}_{\text{p}}^{(0)}, \end{aligned} \quad (104)$$

where \mathcal{I}_{p} denotes the linearized collision operator around the zeroth order inner distribution $f_{\text{p}}^{(0)}$:

$$\mathcal{I}_{\text{p}}(\psi) = -\frac{1}{f_{\text{p}}^{(0)}} [J_{\text{p,p}}(f_{\text{p}}^{(0)}, f_{\text{p}}^{(0)} \psi) + J_{\text{p,p}}(f_{\text{p}}^{(0)} \psi, f_{\text{p}}^{(0)})].$$

We introduce $\Phi_{\text{p}}^{(1)} = f_{\text{p}}^{(1)}/f_{\text{p}}^{(0)}$ as well as the operator

$$\begin{aligned} \mathcal{H}_{\text{p}}(\varphi) = c_{\text{pz}} \partial_{\zeta} \varphi - \frac{1}{m_{\text{p}}} \partial_{\zeta} W_{\text{p}} \partial_{c_{\text{pz}}} \varphi + \frac{1}{\alpha_{\text{p}}} \mathcal{I}_{\text{p}}(\varphi) \\ + \frac{1}{\tau_{\text{p,ph}}} (\varphi - \langle \varphi M_{\text{p}} \rangle), \end{aligned}$$

and we note that $\langle \Phi_p^{(1)} f_p^{(0)} \rangle_{M_p} = \langle \Phi_p^{(1)} \rangle_{M_p} f_p^{(0)}$. The first order linearized system then reads as

$$\mathcal{H}_p(\Phi_p^{(1)}) = \Psi_p^{(1)}, \quad (105)$$

where

$$\Psi_p^{(1)} = \frac{C_p^{(0)}}{f_p^{(0)}} - \partial_t \log f_p^{(0)} - c_{p\parallel} \cdot \partial_{\parallel} \log f_p^{(0)}.$$

Moreover, keeping in mind that $C_p^{(0)} = O(\epsilon)$ with $\mathbf{a} = 1$, that $\partial_t f_p^{(0)} = O(\epsilon)$, and $\partial_{\parallel} f_p^{(0)} = O(\epsilon)$, it is then found that $\Psi_p^{(1)}$ vanishes at zeroth order. On the other hand, with $f_p^{(1)}$ decomposed into $f_p^{(1)} = f_g^{(1)} + f_{lc}^{(1)}$ the boundary conditions for $f_p^{(1)}$ are

$$\lim_{\zeta \rightarrow 0} f_p^{(1)} = 0, \quad \lim_{\zeta \rightarrow \infty} (f_p^{(1)} - f_g^{(1)}) = 0, \quad (106)$$

since there are no physisorbed particles as $\zeta \rightarrow 0$ and the corrector $f_{lc}^{(1)}$ goes to zero as $\zeta \rightarrow \infty$.

D. First order expansion of surface species

Proceeding similarly for the chemisorbate and surface species, the first order equations obtained from (59) are in the form

$$\begin{aligned} \partial_t f_i^{(0)} + c_{i\parallel} \cdot \partial_{\parallel} f_i^{(0)} + c_{iz} \partial_{\zeta} f_i^{(1)} - \frac{1}{m_i} \partial_{\zeta} W_i \partial_{c_{iz}} f_i^{(1)} \\ + \frac{1}{\tau_{i,ph}} (f_i^{(1)} - \langle f_i^{(1)} \rangle_{M_i}) = C_i^{(0)}, \end{aligned} \quad (107)$$

where $i \in \{c, s, b\}$. We introduce $\Phi_i^{(1)} = f_i^{(1)}/f_i^{(0)}$ for the surface species $i \in \{c, s, b\}$ as well as the operator \mathcal{H}_i naturally associated with (107):

$$\mathcal{H}_i(\varphi) = c_{iz} \partial_{\zeta} \varphi - \frac{1}{m_i} \partial_{\zeta} W_i \partial_{c_{iz}} \varphi + \frac{1}{\tau_{i,ph}} (\varphi - \langle \varphi \rangle_{M_i}),$$

and we note that $\langle \Phi_i^{(1)} f_i^{(0)} \rangle_{M_i} = \langle \Phi_i^{(1)} \rangle_{M_i} f_i^{(0)}$. The integral equation for the i th species is then in the form

$$\mathcal{H}_i(\Phi_i^{(1)}) = \Psi_i^{(1)}, \quad i \in \{c, s, b\} \quad (108)$$

where

$$\Psi_i^{(1)} = \frac{C_i^{(0)}}{f_i^{(0)}} - \partial_t \log f_i^{(0)} - c_{i\parallel} \cdot \partial_{\parallel} \log f_i^{(0)}, \quad i \in \{c, s, b\}. \quad (109)$$

Moreover, the boundary conditions read as

$$\lim_{\zeta \rightarrow \zeta_i^-} f_i^{(1)} = 0, \quad \lim_{\zeta \rightarrow \zeta_i^+} f_i^{(1)} = 0. \quad (110)$$

It is further natural to impose an Enskog type constraint for the perturbed distribution $\Phi_i^{(1)}$ in the form

$$\int f_i^{(0)} \Phi_i^{(1)} d\mathbf{c}_i d\zeta = 0, \quad i \in \{c, s, b\} \quad (111)$$

in order to determine $\Phi_i^{(1)}$. Denoting by \mathbb{I} the function equal to unity, we indeed have $\mathcal{H}_i(\mathbb{I}) = 0$ with $\lim_{\zeta \rightarrow \zeta_i^-} f_i^{(0)} = 0$ and $\lim_{\zeta \rightarrow \zeta_i^+} f_i^{(0)} = 0$ so that any constant could otherwise be added to $\Phi_i^{(1)}$. This contrasts with the physisorbate where the only function ϕ_p such that $\mathcal{H}_p(\phi_p) = 0$ with $\lim_{\zeta \rightarrow 0} f_p^{(0)} \phi_p = 0$

and $\lim_{\zeta \rightarrow +\infty} f_p^{(0)} \phi_p = 0$ is the zero function. Indeed, it is found, as in the study of the zeroth order physisorbate layer, that $f_p^{(0)} \phi_p$ is then proportional to $f_p^{(0)}$ so that ϕ_p must be a constant. But, this constant *must then be zero* since $\lim_{\zeta \rightarrow +\infty} f_p^{(0)} = f_g^{(0)}$, keeping in mind that W_p goes to zero as $\zeta \rightarrow \infty$ and that $f_g^{(0)}$ is nonzero.

The right-hand side of (109) may then be decomposed in the form

$$\Psi_i^{(1)} = \Psi_{i,ev}^{(1)} + \Psi_{i,od}^{(1)}, \quad i \in \{c, s, b\}$$

where

$$\Psi_{i,ev}^{(1)} = \frac{C_i^{(0)}}{f_i^{(0)}} - \partial_t \log f_i^{(0)}, \quad \Psi_{i,od}^{(1)} = -c_{i\parallel} \cdot \partial_{\parallel} \log f_i^{(0)}$$

are, respectively, even and odd functions of the tangential velocity $c_{i\parallel}$. The solution $\Phi_i^{(1)}$ may thus be written

$$\Phi_i^{(1)} = \Phi_{i,ev}^{(1)} + \Phi_{i,od}^{(1)}, \quad i \in \{c, s, b\} \quad (112)$$

where

$$\mathcal{H}_i(\Phi_{i,ev}^{(1)}) = \Psi_{i,ev}^{(1)}, \quad \mathcal{H}_i(\Phi_{i,od}^{(1)}) = \Psi_{i,od}^{(1)}. \quad (113)$$

The distributions $f_{i,ev}^{(1)} = f_i^{(0)} \Phi_{i,ev}^{(1)}$ and $f_{i,od}^{(1)} = f_i^{(0)} \Phi_{i,od}^{(1)}$ are, respectively, even and odd in the tangential velocity $c_{i\parallel}$ and the Enskog constraint reduces to $\int f_i^{(0)} \Phi_{i,ev}^{(1)} d\mathbf{c}_i d\zeta = 0$ since that for $\Phi_{i,od}^{(1)}$ is automatically satisfied. Moreover, at both sides $\zeta = \zeta_i^-$ and $\zeta = \zeta_i^+$ the distributions $f_{i,ev}^{(1)}$ and $f_{i,od}^{(1)}$ must go to zero.

E. Tangential surface diffusion

We investigate in this section the species molar fluxes associated with surface tangential diffusion

$$\tilde{F}_{i\parallel} = \epsilon \int f_i^{(1)} c_{i\parallel} d\mathbf{c}_i d\zeta = \epsilon \int f_i^{(0)} \Phi_{i,od}^{(1)} c_{i\parallel} d\mathbf{c}_i d\zeta,$$

where $i \in \{c, s, b\}$. These fluxes are required prior to investigating surface species fluid boundary conditions. We consider the coupled system of equations associated with the chemisorbate and free site species and denote by \mathfrak{S} the corresponding indexing set $\mathfrak{S} = \{c, s\}$. The bulk species, constrained to follow the chemisorbed species, uncouples and will be examined separately later.

A remarkable point of monolayer crystal surfaces is that the total species number per unit surface is constant $\sum_{i \in \mathfrak{S}} \tilde{n}_i = \tilde{n}_{\sigma}$ from the lattice structure of the crystal. There is then a corresponding constraint stating that the total surface molar flux vanishes [67,68]:

$$\sum_{i \in \mathfrak{S}} \tilde{F}_{i\parallel} = \epsilon \sum_{i \in \mathfrak{S}} \int f_i^{(0)} \Phi_{i,od}^{(1)} c_{i\parallel} d\mathbf{c}_i d\zeta = 0. \quad (114)$$

This constraint is analogous to the usual mass conservation constraint between mass fluxes in a multicomponent mixture and is naturally associated here to the fixed total number of crystal atoms on the surface. It is thus natural to define

diffusion velocities $\tilde{\mathbf{W}}_{i\parallel}$ with respect to the molar velocity

$$\begin{aligned} \tilde{\mathbf{W}}_{i\parallel} &= \frac{\epsilon}{\tilde{n}_i} \int \mathbf{f}_i^{(0)} \Phi_{i,\text{od}}^{(1)} \mathbf{c}_{i\parallel} d\mathbf{c}_i d\zeta \\ &- \frac{\epsilon}{\tilde{n}} \sum_{j \in \mathfrak{S}} \int \mathbf{f}_j^{(0)} \Phi_{j,\text{od}}^{(1)} \mathbf{c}_{j\parallel} d\mathbf{c}_j d\zeta, \end{aligned} \quad (115)$$

and the diffusion fluxes as $\tilde{\mathbf{F}}_{i\parallel} = \tilde{n}_i \tilde{\mathbf{W}}_{i\parallel}$. We may then use the formalism developed by Waldmann for molar based diffusion transport [69] presented in Appendix C and adapted to the situation of thin layers *mutatis mutandis*.

The kinetic equations are written by using the vector operator

$$\mathcal{H} = (\mathcal{H}_c, \mathcal{H}_s)^t, \quad (116)$$

acting on pairs of perturbed distribution functions $\Phi_{\text{od}}^{(1)} = (\Phi_{c,\text{od}}^{(1)}, \Phi_{s,\text{od}}^{(1)})^t$. The corresponding right-hand side is in the form $\Psi_{\text{od}}^{(1)} = (\Psi_{c,\text{od}}^{(1)}, \Psi_{s,\text{od}}^{(1)})^t$ and since $\mathbf{f}_i^{(0)} = \tilde{n}_i \tilde{\mathbf{m}}_i$, where \tilde{n}_i is the surface concentration of the i th species, we deduce that $\Psi_{i,\text{od}}^{(1)} = -\mathbf{c}_{i\parallel} \cdot \partial_{\parallel} \log \tilde{f}_i^{(0)}$ may be rewritten

$$\Psi_{i,\text{od}}^{(1)} = -\mathbf{c}_{i\parallel} \cdot \partial_{\parallel} \log \tilde{n}_i = -\mathbf{c}_{i\parallel} \cdot \partial_{\parallel} \log \tilde{p}_i,$$

where $\tilde{p}_i = \tilde{n}_i k_B T_w$ denotes the surface partial pressure of the i th species. Denoting by $\tilde{p} = \sum_{l \in \mathfrak{S}} \tilde{p}_l$ the total surface pressure, that remains constant, and $\tilde{\mathbf{x}}_i = \tilde{p}_i / \tilde{p}$ the surface mole fraction of the i th species, we may then write that

$$\Psi_{i,\text{od}}^{(1)} = -\tilde{p} \sum_{l \in \mathfrak{S}} \frac{1}{\tilde{p}_l} \mathbf{c}_{i\parallel} \cdot \tilde{\mathbf{d}}_l \delta_{il},$$

where the species surface diffusion driving forces read as

$$\tilde{\mathbf{d}}_i = \partial_{\parallel} \tilde{\mathbf{x}}_i, \quad i \in \mathfrak{S} \quad (117)$$

and are constrained by the relation $\sum_{l \in \mathfrak{S}} \tilde{\mathbf{d}}_l = 0$.

Adapting the formalism of Waldmann, the right-hand side is rewritten in the form

$$\Psi_{\text{od}}^{(1)} = -\tilde{p} \sum_{l \in \mathfrak{S}} \Psi^{(1),l} \cdot \tilde{\mathbf{d}}_l,$$

where $\Psi^{(1),l} = (\Psi_i^{(1),l})_{i \in \mathfrak{S}}$ and

$$\Psi_i^{(1),l} = \frac{1}{\tilde{p}_i} (\delta_{il} - \tilde{\mathbf{x}}_i) \mathbf{c}_{i\parallel}, \quad i \in \mathfrak{S}.$$

Denoting by $\Phi^{(1),l}$ the solution to the integral equations

$$\mathcal{H}(\Phi^{(1),l}) = \Psi^{(1),l},$$

with the boundary conditions $\lim_{\zeta \rightarrow \zeta_i^-} \mathbf{f}_i^{(0)} \Phi_i^{(1),l} = 0$ and $\lim_{\zeta \rightarrow \zeta_i^+} \mathbf{f}_i^{(0)} \Phi_i^{(1),l} = 0$, the molar diffusion velocities are then obtained in the form

$$\begin{aligned} \tilde{\mathbf{W}}_{i\parallel} &= - \sum_{l \in \mathfrak{S}} \left\{ \frac{\epsilon \tilde{p}}{\tilde{n}_i} \int \mathbf{f}_i^{(0)} \mathbf{c}_{i\parallel} \otimes \Phi_i^{(1),l} d\mathbf{c}_i d\zeta \right. \\ &\quad \left. - \sum_{j \in \mathfrak{S}} \frac{\epsilon \tilde{p}}{\tilde{n}} \int \mathbf{c}_{j\parallel} \mathbf{f}_j^{(0)} \otimes \Phi_j^{(1),l} d\mathbf{c}_j d\zeta \right\} \tilde{\mathbf{d}}_l. \end{aligned} \quad (118)$$

The particle tangential velocities $\mathbf{c}_{i\parallel}$ being two-dimensional vectors, the right-hand sides $\Psi_i^{(1),l}$, the perturbed distributions

$\Phi_i^{(1),l}$, the tangential fluxes $\tilde{\mathbf{F}}_{i\parallel}$ and velocities $\tilde{\mathbf{W}}_{i\parallel}$ are also two-dimensional vectors. We may now use the tangential isotropy of the operator \mathcal{H} to deduce that the vector $\Phi_i^{(1),l}$ is necessarily proportional to the vector $\mathbf{c}_{i\parallel}$ with a coefficient that is a scalar function of the scalar invariant $|\mathbf{c}_{i\parallel}|^2$ and this implies the isotropy relation

$$\int \mathbf{f}_i^{(0)} \mathbf{c}_{i\parallel} \otimes \Phi_i^{(1),l} d\mathbf{c}_i = \frac{1}{2} \int \mathbf{f}_i^{(0)} \mathbf{c}_{i\parallel} \cdot \Phi_i^{(1),l} d\mathbf{c}_i \tilde{\mathbf{I}},$$

where $\tilde{\mathbf{I}}$ is the identity tensor in the two-dimensional tangential plane. This relation is analogous to that traditionally obtained for isotropic gas mixtures in three-dimensional velocity spaces [9,39,40]. We thus obtain the diffusion velocities in the form

$$\tilde{\mathbf{W}}_{i\parallel} = - \sum_{l \in \mathfrak{S}} \epsilon \tilde{D}_{il} \tilde{\mathbf{d}}_l, \quad (119)$$

where the surface multicomponent diffusion coefficients are given by

$$\begin{aligned} \tilde{D}_{il} &= \frac{\tilde{p}}{2\tilde{n}_i} \int \mathbf{f}_i^{(0)} \Phi_i^{(1),l} \cdot \mathbf{c}_{i\parallel} d\mathbf{c}_i d\zeta \\ &- \frac{\tilde{p}}{2\tilde{n}} \sum_{j \in \mathfrak{S}} \int \mathbf{f}_j^{(0)} \Phi_j^{(1),l} \cdot \mathbf{c}_{j\parallel} d\mathbf{c}_j d\zeta, \quad i, l \in \mathfrak{S}. \end{aligned}$$

Since the relaxation times $\tau_{i,\text{ph}}$ are independent of ζ and of c_{iz} , the solutions $\Phi^{(1),l}$, $l \in \mathfrak{S}$, are further found in the explicit form

$$\Phi_i^{(1),l} = \tau_{i,\text{ph}} \frac{1}{\tilde{p}_i} (\delta_{il} - \tilde{\mathbf{x}}_i) \mathbf{c}_{i\parallel}, \quad i, l \in \mathfrak{S}. \quad (120)$$

After some algebra, the surface tangential diffusion matrix $\tilde{D} = (\tilde{D}_{il})_{i,l \in \mathfrak{S}}$ is found to be

$$\tilde{D} = D^{\parallel} \begin{pmatrix} \tilde{\mathbf{x}}_s / \tilde{\mathbf{x}}_c & -1 \\ -1 & \tilde{\mathbf{x}}_c / \tilde{\mathbf{x}}_s \end{pmatrix}, \quad (121)$$

with an effective molar diffusion coefficient D^{\parallel} of the surface binary mixture D^{\parallel} given by

$$D^{\parallel} = \tilde{\mathbf{x}}_c D_s^{\parallel} + \tilde{\mathbf{x}}_s D_c^{\parallel}, \quad (122)$$

where D_i^{\parallel} denotes the surface diffusion coefficient of the i th species associated with phonon interactions

$$D_i^{\parallel} = \frac{k_B T_w}{m_i} \tau_{i,\text{ph}}, \quad i \in \{c, s, b\} \quad (123)$$

that is directly proportional to the relaxation time $\tau_{i,\text{ph}}$. The matrix \tilde{D} is symmetric $\tilde{D} = \tilde{D}^t$ and $\tilde{D} \tilde{\mathbf{x}} = 0$ where $\tilde{\mathbf{x}} = (\tilde{\mathbf{x}}_c, \tilde{\mathbf{x}}_s)^t$ denotes the mole fraction vector, in agreement with the theory. The relation $\tilde{D} \tilde{\mathbf{x}} = 0$ implies in particular the natural constraint (114) between the tangential fluxes $\sum_{i \in \mathfrak{S}} \tilde{\mathbf{F}}_{i\parallel} = \sum_{i \in \mathfrak{S}} \tilde{n}_i \tilde{\mathbf{W}}_{i\parallel} = 0$.

It is also possible to introduce *layer-averaged kinetic equations* as discussed in Appendix D. The surface diffusion fluxes may then be elegantly and equivalently obtained from the layer-averaged equations. The layer-averaged equations present many similarities with standard three-dimensional kinetic equations.

In addition, since the bulk species $\mathcal{C}(b)$ is by definition following the chemisorbed species, we must also have

$D_c^{\parallel} = D_b^{\parallel}$ and this yields the natural constraint $\tau_{b,ph}/m_b = \tau_{c,ph}/m_c$. Considering the system constituted by the chemisorbed species and the bulk species also yields that the bulk species is diffusing exactly like the chemisorbed species with $\tilde{\mathbf{x}}_b = \tilde{\mathbf{x}}_c$ and $\tilde{\mathbf{W}}_{b\parallel} = \tilde{\mathbf{W}}_{c\parallel}$.

The advantage of the preceding formalism is that it fully applies to multicomponent mixtures. However, since we are considering a binary mixture, the diffusion fluxed may further be simplified by using $\partial_{\parallel}\tilde{\mathbf{x}}_c = -\partial_{\parallel}\tilde{\mathbf{x}}_s$ and $\partial_{\parallel}\tilde{\mathbf{x}}_b = -\partial_{\parallel}\tilde{\mathbf{x}}_s$. From (119) and (121), the resulting effective tangential mass fluxes $\tilde{\mathbf{F}}_{i\parallel} = \tilde{n}_i\tilde{\mathbf{W}}_{i\parallel}$ are finally in the form

$$\tilde{\mathbf{F}}_{i\parallel} = \epsilon \int \mathbf{c}_{i\parallel} \mathbf{f}_i^{(1)} d\mathbf{c}_i d\zeta = -\epsilon D^{\parallel} \partial_{\parallel} \tilde{n}_i, \quad i \in \{c, s, b\} \quad (124)$$

with D^{\parallel} given by (122). Incidentally, the diffusion velocity of the chemisorbate may also be expressed in terms of the gradient of the modified surface chemical potential $\tilde{\mu}_c$ since $\partial_{\parallel}\tilde{\mu}_c$ is proportional to $\partial_{\parallel}\tilde{\mathbf{x}}_c$.

The relations (124), (122), and (123) expressing the diffusion fluxes and the surface diffusion coefficients show that surface diffusion is due to the interaction with phonons. This is a natural result since surface diffusion and volume diffusion in solids are consequences of thermal agitation [56,57] and thermal agitation is represented by the interaction with phonons in the model.

F. Physisorbate mass boundary condition

The first order accurate mass conservation equation is obtained by taking the scalar product of the difference kinetic equation (66) with the mass collisional invariant $\psi_p^1 = 1$ and keeping zeroth and first order terms. The order of magnitude of each term is then used to simplify the equation, and the detailed analysis is performed in Appendix E.

The resulting physisorbate mass boundary condition is found in the form

$$\begin{aligned} \partial_z(n_g v_{gz})(t, \mathbf{x}_{\parallel}, 0) \int \left\{ 1 - \exp\left(-\frac{W_p}{k_b T_w}\right) \right\} dz \\ + (n_g v_{gz})(t, \mathbf{x}_{\parallel}, 0) = \int \mathcal{C}_p^{(0)} d\mathbf{c}_p dz. \end{aligned} \quad (125)$$

The difference with the less accurate version (83) is thus in the normal derivative term of the Stefan flux. We have therefore obtained a Robin, mixed derivative, law for the Stefan normal flux $n_g v_{gz}$ at $z = 0$. This law may be termed Navier-Stefan law since it uses a Navier type relation in order to express the Stefan flux.

G. Surface species mass boundary conditions

For the surface species $i \in \{c, s\}$ it is obtained at first order accuracy that

$$\begin{aligned} \partial_t \int (\mathbf{f}_i^{(0)} + \epsilon \mathbf{f}_i^{(1)}) d\mathbf{c}_i + \partial_{\parallel} \cdot \int \mathbf{c}_{i\parallel} (\mathbf{f}_i^{(0)} + \epsilon \mathbf{f}_i^{(1)}) d\mathbf{c}_i \\ + \partial_{\zeta} \int c_{i\zeta} (\mathbf{f}_i^{(1)} + \epsilon \mathbf{f}_i^{(2)}) d\mathbf{c}_i = \int \mathcal{C}_i^{(0)} d\mathbf{c}_i. \end{aligned}$$

The first time derivative term yields the contribution

$$\partial_t \int \mathbf{f}_i^{(0)} d\mathbf{c}_i = \partial_t \tilde{n}_i \exp\left(-\frac{W_i}{k_b T_w}\right), \quad i \in \{c, s, b\}$$

and the other time derivative term $\partial_t \int \mathbf{f}_i^{(1)} d\mathbf{c}_i$ yields a zero contribution when integrated over ζ from the natural Enskog constraint $\int \mathbf{f}_i^{(1)} d\mathbf{c}_i d\zeta = 0$.

For the tangential derivative terms, we first note that $\int \mathbf{c}_{i\parallel} \mathbf{f}_i^{(0)} d\mathbf{c}_i = \mathbf{0}$ whereas at first order, we may use (124) to get that $\epsilon \int \mathbf{c}_{i\parallel} \mathbf{f}_i^{(1)} d\mathbf{c}_i d\zeta = -\epsilon D^{\parallel} \partial_{\parallel} \tilde{n}_i$ where $D^{\parallel} = \tilde{\mathbf{x}}_s D_c^{\parallel} + \tilde{\mathbf{x}}_c D_s^{\parallel}$ is the effective binary tangential surface diffusion coefficient. On the other hand, the normal derivative terms do not contribute to the integral over ζ since there are no particles at the limits $\zeta \rightarrow \zeta_{\sigma}^-$ and $\zeta \rightarrow \zeta_{\sigma}^+$.

The overall mass conservation equation in the chemisorbate is finally obtained in the form

$$\partial_t \tilde{n}_i - \epsilon \partial_{\parallel} \cdot (D^{\parallel} \partial_{\parallel} \tilde{n}_i) = \int \mathcal{C}_i^{(0)} d\mathbf{c}_i dz, \quad i \in \{c, s, b\} \quad (126)$$

and is the first order accurate version of (87). We have thus obtained a surface diffusion term due to the interaction with phonons. This is in agreement with statistical mechanics of surface diffusion or surface diffusion in solids that can be directly related to atom fluctuations and atom jumps of the crystal lattice [56,57].

The overall mass conservation equation summed over the chemisorbed and the free sites then yields

$$\partial_t (\tilde{n}_c + \tilde{n}_s) - \epsilon \partial_{\parallel} \cdot (D^{\parallel} \partial_{\parallel} (\tilde{n}_c + \tilde{n}_s)) = 0 \quad (127)$$

since $\int \mathcal{C}_c^{(0)} d\mathbf{c}_c dz + \int \mathcal{C}_s^{(0)} d\mathbf{c}_s dz = 0$. We thus recover that the local number of surface particles is the constant solution $\tilde{n}_c + \tilde{n}_s = \tilde{n}_{\sigma}$.

VII. CONCLUSION

The kinetic model describing physisorption and chemisorption of gas particles on a solid surface introduced in this work may be extended in various directions. Adding bulk and surface phonon kinetic equations would allow to take into account variations of temperature in the crystal. Using a different scaling would also allow the surface to have its own temperature. The situation of polyatomic gases or mixtures of gases with complex surface reactions mechanisms that are commonly used in practical applications is also of high scientific interest.

The linearized first order equations associated with the physisorbate and the chemisorbate also lead to half space integrodifferential equations that have not been investigated. Multitemperature flows as well as state to state models also involve gas surface interactions of paramount importance for reentry and may be investigated using similar models and techniques. Finally, using a kinetic scaling instead of the fluid scaling used in this paper is also of high scientific interest.

ACKNOWLEDGMENTS

The first author would like to thank the Department of Mathematics, National Cheng Kung University and the National Center for Theoretical Sciences (NCTS), National Taiwan University for their hospitality and support. He was

supported by Grant No. MOST 105-2115-M-006-002. The present work was initiated while the second author was visiting the Department of Mechanical Engineering and Science, Kyoto University with a JSPS Invitation Fellowship Short-term FY2015 with ID No. S15064, developed when he was invited to the NCTS at National Taiwan University, in Taipei, and finished when the first author was invited to Ecole Polytechnique in Palaiseau. All these institutions are warmly thanked.

APPENDIX A: STANDARD EXPANSION IN THE GAS

The kinetic equation in the gas, obtained from (44) by letting $i = p$, $w_p = 0$, $\mathcal{J}_{p,ph} = 0$, and $C_p = 0$, reads as

$$\partial_t f_g + \mathbf{c}_g \cdot \partial_{\mathbf{x}} f_g + c_{gz} \partial_z f_g = \frac{1}{\alpha_p \epsilon} J_{p,p}(f_g, f_g), \quad (\text{A1})$$

where the gas particle velocity is denoted by $\mathbf{c}_g = \mathbf{c}_p$. This equation coincides with the traditional scaling of the Chapman-Enskog method with the formal expansion parameter $\alpha_p \epsilon$. The standard Enskog expansion of the distribution function valid in the gas is then in the form

$$f_g(t, \mathbf{x}_{\parallel}, z, \mathbf{c}_g) = \widehat{f}_g^{(0)}(t, \mathbf{x}_{\parallel}, z, \mathbf{c}_g) + \alpha_p \epsilon \widehat{f}_g^{(1)}(t, \mathbf{x}_{\parallel}, z, \mathbf{c}_g) + O(\epsilon^2). \quad (\text{A2})$$

At zeroth order, it is obtained that

$$J_{p,p}(\widehat{f}_g^{(0)}, \widehat{f}_g^{(0)}) = 0, \quad (\text{A3})$$

and from the H theorem, it is found that $\log \widehat{f}_g^{(0)}$ is a collisional invariant so that $\widehat{f}_g^{(0)}$ is a Maxwellian distribution. The Maxwellian distribution in the gas phase is in the form

$$\widehat{f}_g^{(0)} = n_g \left(\frac{m_g}{2\pi k_B T_g} \right)^{\frac{3}{2}} \exp\left(-\frac{m_g |\mathbf{c}_g - \mathbf{v}_g|^2}{2k_B T_g} \right), \quad (\text{A4})$$

where $n_g(t, \mathbf{x}_{\parallel}, z)$ is the local gas number density, m_g the particle mass equal to m_A , $\mathbf{v}_g(t, \mathbf{x}_{\parallel}, z)$ the local gas velocity, and $T_g(t, \mathbf{x}_{\parallel}, z)$ the local gas temperature with

$$n_g = \int f_g d\mathbf{c}_g, \quad n_g \mathbf{v}_g = \int \mathbf{c}_g f_g d\mathbf{c}_g, \quad (\text{A5})$$

$$n_g \frac{3}{2} k_B T_g = \int \frac{1}{2} m_g |\mathbf{c}_g - \mathbf{v}_g|^2 f_g d\mathbf{c}_g. \quad (\text{A6})$$

At first order, it is obtained that $\widehat{\phi}_g^{(1)} = \widehat{f}_g^{(1)}/\widehat{f}_g^{(0)}$ is the solution of the Boltzmann linearized equation [39–41]

$$\widehat{\mathcal{L}}_g(\widehat{\phi}_g^{(1)}) = -(\partial_t \log \widehat{f}_g^{(0)} + \mathbf{c}_g \cdot \partial_{\mathbf{x}} \log \widehat{f}_g^{(0)}), \quad (\text{A7})$$

completed by the Enskog constraints $\langle \widehat{f}_g^{(0)} \widehat{\phi}_g^{(1)}, \psi_p^l \rangle = 0$ for $1 \leq l \leq 5$. Here, $\widehat{\mathcal{L}}_g$ denotes the linearized operator

$$\widehat{\mathcal{L}}_g(\psi) = -\frac{1}{\widehat{f}_g^{(0)}} [J_{p,p}(\widehat{f}_g^{(0)}, \widehat{f}_g^{(0)} \psi) + J_{p,p}(\widehat{f}_g^{(0)} \psi, \widehat{f}_g^{(0)})], \quad (\text{A8})$$

and the time derivative term $\partial_t \widehat{f}_g^{(0)}$ in (A7) is evaluated with Euler equations [39–41].

After lengthy algebra, $\widehat{\phi}_g^{(1)}$ is found in the form

$$\widehat{\phi}_g^{(1)} = -\widehat{\phi}^\eta : \partial_{\mathbf{x}} \mathbf{v}_g - \widehat{\phi}^\lambda \cdot \partial_{\mathbf{x}} (1/k_B T_g), \quad (\text{A9})$$

where $\widehat{\phi}^\eta$ is a traceless symmetric matrix and $\widehat{\phi}^\lambda$ a vector. The coefficients $\widehat{\phi}^\eta$ and $\widehat{\phi}^\lambda$ are solutions of the tensorial integral equations

$$\begin{aligned} \widehat{\mathcal{L}}_g(\widehat{\phi}^\eta) &= \frac{m_g}{k_B T_g} \left[(\mathbf{c}_g - \mathbf{v}_g) \otimes (\mathbf{c}_g - \mathbf{v}_g) - \frac{1}{3} |\mathbf{c}_g - \mathbf{v}_g|^2 \mathbf{I} \right], \\ \widehat{\mathcal{L}}_g(\widehat{\phi}^\lambda) &= \left(\frac{5k_B T_g}{2} - \frac{1}{2} m_g |\mathbf{c}_g - \mathbf{v}_g|^2 \right) (\mathbf{c}_g - \mathbf{v}_g), \end{aligned}$$

with the Enskog constraints $\langle \widehat{f}_g^{(0)} \widehat{\phi}^\eta, \psi_p^l \rangle = 0$ and $\langle \widehat{f}_g^{(0)} \widehat{\phi}^\lambda, \psi_p^l \rangle = 0$ for $1 \leq l \leq 5$, where \mathbf{I} denotes the three-dimensional identity tensor [39–41].

APPENDIX B: DERIVATION OF MOMENTUM AND THERMAL BOUNDARY CONDITIONS

We first investigate the normal momentum boundary conditions. We multiply by $m_p c_{pz}$ and ϵ the difference equation (66), integrate with respect to the particle velocity, and keep all terms of order ϵ^0 or ϵ^1 . Keeping in mind that both $\mathbf{f}_p^{(0)}$ and $\mathbf{f}_p^{(1)}$ are even with respect to c_{pz} , as well as with respect to $c_{p\parallel}$, the resulting equation is in the form

$$\begin{aligned} \partial_\zeta \int m_p c_{pz}^2 (\mathbf{f}_p^{(0)} + \epsilon \mathbf{f}_p^{(1)} - \mathbf{f}_g^{(0)} - \epsilon \mathbf{f}_g^{(1)}) d\mathbf{c}_p \\ - \int \partial_\zeta w_p c_{pz} \partial_{c_{pz}} (\mathbf{f}_p^{(0)} + \epsilon \mathbf{f}_p^{(1)}) d\mathbf{c}_p \\ - \frac{1}{\alpha_{ph}} \int m_p c_{pz} \mathcal{J}_{p,ph} (\mathbf{f}_p^{(0)} + \epsilon \mathbf{f}_p^{(1)}) d\mathbf{c}_p \\ = \epsilon \int m_p c_{pz} C_p^{(0)} d\mathbf{c}_p. \end{aligned}$$

Integrating with respect to ζ , keeping in mind that $\mathbf{f}_{lc}^{(0)} = \mathbf{f}_p^{(0)} - \mathbf{f}_g^{(0)}$ and $\mathbf{f}_{lc}^{(1)} = \mathbf{f}_p^{(1)} - \mathbf{f}_g^{(1)}$ go to zero as $\zeta \rightarrow \infty$, that $\mathbf{f}_p^{(0)} \rightarrow 0$ and $\mathbf{f}_p^{(1)} \rightarrow 0$ as $\zeta \rightarrow 0$, and that $\mathbf{f}_g^{(0)}$ and $\mathbf{f}_g^{(1)}$ go, respectively, to $f_g^{(0)}$ and $f_g^{(1)}$ as $\zeta \rightarrow 0$, yields that

$$\begin{aligned} \int m_p c_{pz}^2 (f_g^{(0)} + \epsilon f_g^{(1)}) d\mathbf{c}_p - \int \partial_\zeta w_p c_{pz} \partial_{c_{pz}} (\mathbf{f}_p^{(0)} + \epsilon \mathbf{f}_p^{(1)}) d\mathbf{c}_p d\zeta \\ - \frac{1}{\alpha_{ph}} \int m_p c_{pz} \mathcal{J}_{p,ph} (\mathbf{f}_p^{(0)} + \epsilon \mathbf{f}_p^{(1)}) d\mathbf{c}_p d\zeta \\ = \epsilon \int m_p c_{pz} C_p^{(0)} d\mathbf{c}_p d\zeta. \quad (\text{B1}) \end{aligned}$$

A direct calculation yields $\int m_p c_{pz}^2 f_g^{(0)} d\mathbf{c}_p = p_g$ where $p_g = n_g k_B T_g$ denotes the pressure in the gas. It is also established that the viscous tensor

$$\boldsymbol{\Pi} = \epsilon m_p \int \mathbf{c}_p \otimes \mathbf{c}_p f_g^{(1)} d\mathbf{c}_p = -\epsilon m_p \int \mathbf{c}_p \otimes \mathbf{c}_p \alpha_p \phi^\eta : \partial_{\mathbf{x}} \mathbf{v}_g d\mathbf{c}_p$$

may be written in the form

$$\boldsymbol{\Pi} = -\epsilon m_p \int \mathbf{c}_p \otimes \mathbf{c}_p \alpha_p \phi^\eta : \partial_{\mathbf{x}} \mathbf{v}_g d\mathbf{c}_p = -\epsilon \eta_g \mathbf{S}, \quad (\text{B2})$$

where $\mathbf{S} = \partial_{\mathbf{x}} \mathbf{v}_g + (\partial_{\mathbf{x}} \mathbf{v}_g)^t - \frac{2}{3} \partial_{\mathbf{x}} \cdot \mathbf{v}_g \mathbf{I}$ denotes the symmetric traceless strain rate tensor. Use has been made of the definition of the viscosity coefficient η_g and the isotropy of $J_{p,p}$. In

particular, the term proportional to $c_{pz}f_g^{(0)}$ as well as that associated with $\phi^\lambda f_g^{(0)}$ in $f_g^{(1)}$ yield null contributions in $m_p \int \mathbf{c}_p \otimes \mathbf{c}_p f_g^{(1)} d\mathbf{c}_p$. Use has also been made that ϕ^η satisfies $\mathcal{I}_g(\phi^\eta) = \psi^\eta$ with $\psi^\eta = \frac{m_g}{k_B T_g} (\mathbf{c}_g \otimes \mathbf{c}_g - \frac{1}{3} |\mathbf{c}_g|^2 \mathbf{I})$ with the constraints $\langle f_g^{(0)} \phi^\eta, \psi_p^l \rangle = 0$, $1 \leq l \leq 5$, and that η_g may be written $\eta_g = \alpha_p k_B T_g \langle \phi^\eta, \psi^\eta \rangle / 10$.

Defining the pressure tensor in the gas by $\mathcal{P}^g = p_g \mathbf{I} + \mathbf{\Pi}$ and considering in particular the zz component we obtain that

$$\int m_p c_{pz}^2 (f_g^{(0)} + \epsilon f_g^{(1)}) d\mathbf{c}_p = p_g + \Pi_{zz} = \mathcal{P}_{zz}^g,$$

where Π_{zz} is the zz component of $\mathbf{\Pi}$ and \mathcal{P}_{zz}^g the zz component of \mathcal{P}^g .

In order to eliminate the reactive source term in the right-hand side of (B1), we form the normal momentum balance of surface species that are similar except for the absence of flux coming from the gas. The resulting equations are obtained in the form

$$\begin{aligned} & - \int \partial_\zeta W_i c_{iz} \partial_{c_{iz}} (f_i^{(0)} + \epsilon f_i^{(1)}) d\mathbf{c}_i d\zeta \\ & - \frac{1}{\alpha_{ph}} \int m_i c_{iz} \mathcal{J}_{i,ph} (f_i^{(0)} + \epsilon f_i^{(1)}) d\mathbf{c}_i d\zeta \\ & = \epsilon \int m_i c_{iz} \mathcal{C}_i^{(0)} d\mathbf{c}_i d\zeta. \end{aligned}$$

Adding the momentum equations of all species, using momentum conservation in chemical reactions, and integrating by parts with respect to the normal velocity variable the potential term, it is obtained that

$$\begin{aligned} p_g + \Pi_{zz} &= - \sum_{p,c,s,b} \int \partial_\zeta W_i (f_i^{(0)} + \epsilon f_i^{(1)}) d\mathbf{c}_i d\zeta \\ &+ \sum_{p,c,s,b} \frac{1}{\alpha_{ph}} \int m_i c_{iz} \mathcal{J}_{i,ph} (f_i^{(0)} + \epsilon f_i^{(1)}) d\mathbf{c}_i d\zeta. \end{aligned}$$

The solid crystal pressure tensor, opposite of the crystal Cauchy tensor, at the surface is then defined as

$$\begin{aligned} \mathcal{P}_{zz}^{so} &= -\sigma_{zz}^{so} = - \sum_{p,c,s,b} \int \partial_\zeta W_i (f_i^{(0)} + \epsilon f_i^{(1)}) d\mathbf{c}_i d\zeta \\ &+ \sum_{p,c,s,b} \frac{1}{\alpha_{ph}} \int m_i c_{iz} \mathcal{J}_{i,ph} (f_i^{(0)} + \epsilon f_i^{(1)}) d\mathbf{c}_i d\zeta, \end{aligned}$$

and may be simplified using that the zeroth order potential terms of surface species are eliminated after integration with respect to ζ :

$$\begin{aligned} \mathcal{P}_{zz}^{so} &= - \int \partial_\zeta W_p f_p^{(0)} d\mathbf{c}_p d\zeta - \sum_{p,c,s,b} \epsilon \int \partial_\zeta W_i f_i^{(1)} d\mathbf{c}_i d\zeta \\ &+ \sum_{p,c,s,b} \frac{\epsilon}{\alpha_{ph}} \int m_i c_{iz} \mathcal{J}_{i,ph} (f_i^{(1)}) d\mathbf{c}_i d\zeta. \end{aligned}$$

We may finally obtain that $\mathcal{P}_{zz}^g = \mathcal{P}_{zz}^{so} = -\sigma_{zz}^{so}$ and we have recovered (96).

We now consider the tangential momentum boundary conditions. We multiply by $m_p \mathbf{c}_{p\parallel}$ and ϵ the difference equation

(66), integrate with respect to the particle velocity, and keep all terms of order ϵ^0 and ϵ^1 . On the other hand, $\partial_{\parallel} n_g = O(\epsilon)$ from (102) in such a way that $\partial_{\parallel} f_p^{(0)} = O(\epsilon)$ and $\partial_{\parallel} f_g^{(0)} = O(\epsilon)$. Keeping in mind that both $f_p^{(0)}$ and $f_g^{(0)}$ are even with respect to c_{pz} and $\mathbf{c}_{p\parallel}$, and since $\partial_{\parallel} f_p^{(0)} = O(\epsilon)$ and $\partial_{\parallel} f_g^{(0)} = O(\epsilon)$, the resulting equation is in the form

$$\begin{aligned} & \partial_\zeta \int m_p c_{pz} \mathbf{c}_{p\parallel} (f_p^{(0)} + \epsilon f_p^{(1)} - f_g^{(0)} - \epsilon f_g^{(1)}) d\mathbf{c}_p \\ & - \frac{1}{\alpha_{ph}} \int m_p \mathbf{c}_{p\parallel} \mathcal{J}_{p,ph} (f_p^{(0)} + \epsilon f_p^{(1)}) d\mathbf{c}_p \\ & = \epsilon \int m_p \mathbf{c}_{p\parallel} \mathcal{C}_p^{(0)} d\mathbf{c}_p. \end{aligned}$$

Integrating with respect to ζ yields that

$$\begin{aligned} & \epsilon \int m_p c_{pz} \mathbf{c}_{p\parallel} f_g^{(1)} d\mathbf{c}_p - \frac{\epsilon}{\alpha_{ph}} \int m_p \mathbf{c}_{p\parallel} \mathcal{J}_{p,ph} (f_p^{(1)}) d\mathbf{c}_p d\zeta \\ & = \epsilon \int m_p \mathbf{c}_{p\parallel} \mathcal{C}_p^{(0)} d\mathbf{c}_p d\zeta. \end{aligned}$$

The first term may be evaluated as $\mathbf{\Pi}_{\parallel z}$ by using (B2) in the $\parallel z$ directions. Moreover, in order to eliminate the reactive source term, we form the overall layer tangential momentum balance of the surface species

$$\mathbf{0} = \frac{\epsilon}{\alpha_{ph}} \int m_i c_{i\parallel} \mathcal{J}_{i,ph} (f_i^{(1)}) d\mathbf{c}_i d\zeta + \epsilon \int m_i c_{i\parallel} \mathcal{C}_i^{(0)} d\mathbf{c}_i d\zeta.$$

Adding all the species tangential momentum balance and using the conservation of momentum in the chemical collision operators yields

$$\mathbf{\Pi}_{\parallel z} = \sum_{p,c,s,b} \frac{\epsilon}{\alpha_{ph}} \int m_i c_{i\parallel} \mathcal{J}_{i,ph} (f_i^{(1)}) d\mathbf{c}_i d\zeta.$$

It is then natural to define the tangential component of the normal stress in the solid as

$$\mathcal{P}_{\parallel z}^{so} = -\sigma_{\parallel z}^{so} = \sum_{p,c,s,b} \frac{\epsilon}{\alpha_{ph}} \int m_i c_{i\parallel} \mathcal{J}_{i,ph} (f_i^{(1)}) d\mathbf{c}_i d\zeta$$

since it represents the gain in tangential momentum by the surface species due to interaction with phonon per unit surface and time and thus represents a tangential force per unit surface. We thus finally obtain the equality of the tangential component of the normal stress or pressure tensor $\mathcal{P}_{\parallel z}^g = \mathcal{P}_{\parallel z}^{so} = -\sigma_{\parallel z}^{so}$ and we have recovered (97).

We now study the thermal boundary condition. We multiply by $\frac{1}{2} m_p |\mathbf{c}_p|^2 + E_p + W_p$ and ϵ the kinetic equation (59) for $i = p$, multiply by $\frac{1}{2} m_p |\mathbf{c}_p|^2 + E_p$ and ϵ the gas kinetic equation (60), and form the difference equation. Integrating then with respect to the particle velocity, and keeping all terms of order ϵ^0 and ϵ^1 , it is obtained that

$$\begin{aligned} & \partial_\zeta \int c_{pz} \left\{ \left(\frac{1}{2} m_p |\mathbf{c}_p|^2 + E_p + W_p \right) (f_p^{(0)} + \epsilon f_p^{(1)}) \right. \\ & \quad \left. - \left(\frac{1}{2} m_p |\mathbf{c}_p|^2 + E_p \right) (f_g^{(0)} + \epsilon f_g^{(1)}) \right\} d\mathbf{c}_p \\ & = \frac{1}{\alpha_{ph}} \int \left(\frac{1}{2} m_p |\mathbf{c}_p|^2 + E_p + W_p \right) \mathcal{J}_{p,ph} (\epsilon f_p^{(1)}) d\mathbf{c}_p \\ & \quad + \epsilon \int \left(\frac{1}{2} m_p |\mathbf{c}_p|^2 + E_p + W_p \right) \mathcal{C}_p^{(0)} d\mathbf{c}_p. \end{aligned}$$

Use has been made that $\partial_t n_g = O(\epsilon)$, in order to suppress the time derivative term. In addition, since $f_p^{(0)}$ and $f_g^{(0)}$ are even in $c_{p\parallel}$, the integrals containing $f_p^{(0)}$ and $f_g^{(0)}$ on the left-hand side vanish, and since constants are orthogonal to the collision operators, the term containing $E_p + W_p$ in the first integral on the right-hand side has vanishing contribution. Then, integrating this equation with respect to ζ , it is obtained that

$$\begin{aligned} & \epsilon \int c_{pz} \left(\frac{1}{2} m_p |c_p|^2 + E_p \right) f_g^{(1)} dc_p \\ &= \frac{\epsilon}{\alpha_{ph}} \int \frac{1}{2} m_p |c_p|^2 \mathcal{J}_{p,ph}(f_p^{(1)}) dc_p d\zeta \\ &+ \epsilon \int \left(\frac{1}{2} m_p |c_p|^2 + E_p + W_p \right) C_p^{(0)} dc_p d\zeta. \end{aligned} \quad (B3)$$

The normal heat flux in the gas is naturally defined as

$$Q_z = -\epsilon \int c_{pz} \frac{1}{2} m_p |c_p|^2 \alpha_p \phi^\lambda \cdot \partial_x T_g f_g^{(0)} dc_p,$$

and using the definition of the thermal conductivity coefficient λ_g and the isotropy of $J_{p,p}$, it is established that

$$Q_z = -\epsilon \lambda_g \partial_z T_g,$$

where λ_g is the gas thermal conductivity. Use has been made that ϕ^λ satisfies $\mathcal{I}_g(\phi^\lambda) = \psi^\lambda$ where $\psi^\lambda = (\frac{5k_B T_g}{2} - \frac{1}{2} m_g |c_g|^2) c_g$ with the Enskog constraints $\langle f_g^{(0)} \phi^\lambda, \psi^l \rangle = 0$, $1 \leq l \leq 5$, and that the thermal conductivity is given by $\lambda_g = \alpha_p \langle \phi^\lambda, \psi^\lambda \rangle / 3k_B T_g^2$.

The moment associated with $f_g^{(1)}$ is then evaluated as

$$\epsilon \int c_{pz} \left(\frac{1}{2} m_p |c_p|^2 + E_p \right) f_g^{(1)} dc_p = \left(\frac{5}{2} k_B T_g + E_p \right) n_g v_{gz} + Q_z.$$

In order to eliminate the reactive source term in the right-hand side of (B3), proceeding as for the momentum balance equations, we may use the thermal balance of the surface species. The resulting equations are in the form

$$\begin{aligned} & \epsilon \partial_t \int \left(\frac{1}{2} m_i |c_i|^2 + E_i + W_i \right) f_i^{(0)} dc_i d\zeta \\ &= \frac{\epsilon}{\alpha_{ph}} \int \frac{1}{2} m_i |c_i|^2 \mathcal{J}_{i,ph}(f_i^{(1)}) dc_i d\zeta \\ &+ \epsilon \int \left(\frac{1}{2} m_i |c_i|^2 + E_i + W_i \right) C_i^{(0)} dc_i d\zeta. \end{aligned}$$

Letting then

$$\tilde{W}_i = \int W_i \exp(-W_i/k_B T_w) d\zeta / \int \exp(-W_i/k_B T_w) d\zeta,$$

and $\tilde{E}_i = E_i + \tilde{W}_i$, adding the energy balance of all the species and using the conservation of energy in chemical reactions yields

$$\begin{aligned} & \left(\frac{5}{2} k_B T_g + E_p \right) n_g v_{gz} + Q_z + \sum_{c,s,b} \partial_t \left(\left(\frac{3}{2} k_B T_g + \tilde{E}_i \right) \tilde{n}_i \right) \\ &= \sum_{p,c,s,b} \frac{\epsilon}{\alpha_{ph}} \int \frac{1}{2} m_i |c_i|^2 \mathcal{J}_{i,ph}(f_i^{(1)}) dc_i d\zeta. \end{aligned}$$

The solid heat flux at the surface is defined as

$$Q_z^{so} = \sum_{p,c,s,b} \frac{\epsilon}{\alpha_{ph}} \int \frac{1}{2} m_i |c_i|^2 \mathcal{J}_{i,ph}(f_i^{(1)}) dc_i d\zeta$$

since it represents the gain in kinetic energy of the species due to interaction with phonons per unit surface and time and represents a heat flux. Using then the governing equations for the surface species, we obtain

$$\begin{aligned} & \left(\frac{5}{2} k_B T_g + E_p \right) n_g v_{gz} + Q_z \\ &+ \sum_{c,s,b} \left(\frac{3}{2} k_B T_g + \tilde{E}_i \right) \int C_i^{(0)} dc_i dz = Q_z^{so}, \end{aligned}$$

and have recovered (98).

APPENDIX C: MOLAR MULTICOMPONENT DIFFUSION

Multicomponent diffusion fluxes and coefficients defined with respect to the molar averaged velocity have been investigated by Waldmann [69]. We summarize in this Appendix Waldmann's analysis and adapt it to the situation of tangential surface diffusion.

We consider a gas mixture constituted by N species and denote by \mathbf{w} the molar average velocity

$$\mathbf{w} = \frac{1}{n} \sum_{i \in \mathfrak{S}} \int f_i \mathbf{c}_i dc_i, \quad (C1)$$

where $\mathfrak{S} = \{1, \dots, N\}$ denotes the species indexing set, N the number of species, n_i the number density of the i th species, $n = \sum_{i \in \mathfrak{S}} n_i$ the mixture number density, $\mathbf{C}_i = \mathbf{c}_i - \mathbf{v}$ the reduced velocity, and \mathbf{v} the usual mass average mixture velocity. The species diffusion velocities with respect to the mass average velocity \mathbf{v} are defined as

$$\mathbf{V}_i = \frac{1}{n_i} \int f_i \mathbf{c}_i dc_i - \mathbf{v} = \frac{1}{n_i} \int f_i \mathbf{C}_i dc_i, \quad i \in \mathfrak{S} \quad (C2)$$

and those with respect to the mole average velocity \mathbf{w} as

$$\mathbf{W}_i = \frac{1}{n_i} \int f_i \mathbf{c}_i dc_i - \mathbf{w}, \quad i \in \mathfrak{S}. \quad (C3)$$

Denoting by $x_i = n_i/n$ the mole fraction of the i th species, m_i the particle mass of the i th species, $\rho_i = m_i n_i$ the partial density of the i th species, $\rho = \sum_{i \in \mathfrak{S}} \rho_i$ the total density of the mixture, $y_i = \rho_i/\rho$ the mass fraction of the i th species, the following relations are easily established [69]:

$$\mathbf{w} = \mathbf{v} + \sum_{i \in \mathfrak{S}} x_i \mathbf{V}_i = \mathbf{v} + \frac{1}{n} \sum_{i \in \mathfrak{S}} \int f_i \mathbf{C}_i dc_i,$$

$$\mathbf{W}_i = \mathbf{V}_i - \sum_{l \in \mathfrak{S}} x_l \mathbf{V}_l = \frac{1}{n_i} \int f_i \mathbf{C}_i dc_i - \frac{1}{n} \sum_{l \in \mathfrak{S}} \int f_l \mathbf{C}_l dc_l,$$

$$\mathbf{V}_i = \mathbf{W}_i - \sum_{l \in \mathfrak{S}} y_l \mathbf{W}_l.$$

On the other hand, the system of integral equations associated with multicomponent diffusion may be written in the vector form [69]

$$\mathcal{I}(\phi^{(1)}) = \Psi^{(1)}, \quad (C4)$$

where $\mathcal{I} = (\mathcal{I}_i)_{i \in \mathfrak{S}}$ denotes the linearized collision vector operator, \mathcal{I}_i the linearized collision operator of the i th species, $\phi = (\phi_i^{(1)})_{i \in \mathfrak{S}}$ the family of perturbed distribution functions, $\phi_i^{(1)}$ the perturbed distribution function of the i th species, $\Psi^{(1)} = (\Psi_i^{(1)})_{i \in \mathfrak{S}}$ the right-hand side with

$$\Psi_i^{(1)} = -\frac{1}{\mathbf{x}_i} \mathbf{C}_i \cdot \mathbf{d}_i = -\sum_{l \in \mathfrak{S}} \frac{1}{\mathbf{x}_i} \mathbf{C}_i \cdot \mathbf{d}_l \delta_{il}, \quad (\text{C5})$$

and \mathbf{d}_i the diffusion driving force of the i th species

$$\mathbf{d}_i = \partial_x \mathbf{x}_i + (\mathbf{x}_i - \mathbf{y}_i) \partial_x \log p. \quad (\text{C6})$$

The solution $\phi = (\phi_i^{(1)})_{i \in \mathfrak{S}}$ must also be orthogonal to the collision invariants of the multicomponent gas $\langle\langle f^{(0)} \phi, \psi^l \rangle\rangle = 0$ for $1 \leq l \leq N+4$ where $\langle\langle f^{(0)} \xi, \zeta \rangle\rangle$ denotes the natural scalar product $\langle\langle f^{(0)} \xi, \zeta \rangle\rangle = \sum_{i \in \mathfrak{S}} \int f_i^{(0)} \xi_i \odot \zeta_i d\mathbf{c}_i$, $f_i^{(0)}$ the Maxwellian distribution of the i th species, $\psi^l = (\delta_{il})_{i \in \mathfrak{S}}$ for $l \in \mathfrak{S}$, $\psi^{N+\nu} = (m_i c_{\nu i})_{i \in \mathfrak{S}}$ for $1 \leq \nu \leq 3$, $\psi^{N+4} = (\frac{1}{2} m_i |\mathbf{c}_i|^2 + E_i)_{i \in \mathfrak{S}}$ where E_i is the formation energy of the i th species.

The diffusion driving forces $(\mathbf{d}_l)_{l \in \mathfrak{S}}$ are linearly dependent with $\sum_{l \in \mathfrak{S}} \mathbf{d}_l = 0$ and are decomposed in the form

$$\mathbf{d}_l = \mathbf{d}_l - \mathbf{x}_l \sum_{k \in \mathfrak{S}} \mathbf{d}_k, \quad l \in \mathfrak{S} \quad (\text{C7})$$

where $(\mathbf{d}_l)_{l \in \mathfrak{S}}$ are *unconstrained* diffusion driving forces. A typical choice may be, for instance, $\mathbf{d}_l = \partial_x \mathbf{x}_l - \mathbf{y}_l \partial_x \log p$ and $\sum_{k \in \mathfrak{S}} \mathbf{d}_k = -\partial_x \log p$. The right-hand side is then decomposed in the form

$$\Psi^{(1)} = -p \sum_{l \in \mathfrak{S}} \Psi^{(1),l} \cdot \mathbf{d}_l, \quad (\text{C8})$$

where

$$\Psi^{(1),l} = (\Psi_i^{(1),l})_{i \in \mathfrak{S}}, \quad \Psi_i^{(1),l} = \frac{1}{p_i} (\delta_{il} - \mathbf{x}_i) \mathbf{C}_i.$$

We may then write

$$\phi_i^{(1)} = -p \sum_{l \in \mathfrak{S}} \phi_i^{(1),l} \cdot \mathbf{d}_l,$$

where $\phi^{(1),l} = (\phi_i^{(1),l})_{i \in \mathfrak{S}}$ is the solution of the integral equation system

$$\mathcal{I}(\phi^{(1),l}) = \Psi^{(1),l}, \quad (\text{C9})$$

with the Enskog constraints $\langle\langle f^{(0)} \phi^{(1),l}, \psi^{l'} \rangle\rangle = 0$ for $1 \leq l' \leq N+4$. The molar diffusion velocities are then obtained in the form

$$\mathbf{W}_i = -\sum_{l \in \mathfrak{S}} D_{il}^{\text{mol}} \mathbf{d}_l = -\sum_{l \in \mathfrak{S}} D_{il}^{\text{mol}} \mathbf{d}_l, \quad (\text{C10})$$

where

$$\frac{3D_{il}^{\text{mol}}}{p} = \frac{1}{\mathbf{x}_i} \int f_i^{(0)} \phi_i^{(1),l} \cdot \mathbf{c}_i d\mathbf{c}_i - \sum_{j \in \mathfrak{S}} \int f_j^{(0)} \phi_j^{(1),l} \cdot \mathbf{c}_j d\mathbf{c}_j,$$

where we have used the isotropy of the Boltzmann linearized collision operator [9,39–41,69]. Letting $D^{\text{mol}} = (D_{ij}^{\text{mol}})_{i,j \in \mathfrak{S}}$ and $\mathbf{x} = (\mathbf{x}_1, \dots, \mathbf{x}_N)^t$ we then have the relations [69]

$$D^{\text{mol}} = (D^{\text{mol}})^t, \quad D^{\text{mol}} \mathbf{x} = 0 \quad (\text{C11})$$

that are analogous to that obtained with the mass based diffusion coefficients $D = D'$ and $D\mathbf{y} = 0$ *mutatis mutandis*.

Adapting the molar diffusion formalism of Waldmann developed for multicomponent gases in three dimensions to the situation of two-dimensional tangential surface diffusion, the tangential diffusion velocities with respect to the molar average mixture velocity are obtained in the form

$$\tilde{\mathbf{W}}_{i\parallel} = \frac{1}{\tilde{n}_i} \int f_i \mathbf{c}_{i\parallel} d\mathbf{c}_i d\zeta - \frac{1}{\tilde{n}} \sum_{j \in \mathfrak{S}} \int f_j \mathbf{c}_{j\parallel} d\mathbf{c}_j d\zeta. \quad (\text{C12})$$

These velocities may then be used in order to investigate the surface tangential fluxes. Finally, for multicomponent gases, the mole average velocity \mathbf{w} is generally nonzero (although it is often neglected for practical applications), but it is exactly zero on a crystal surface.

APPENDIX D: LAYER-AVERAGED KINETIC EQUATION

We investigate in this section *layer-averaged* or *partially integrated* kinetic equations for the surface species. The layer-averaged zeroth order densities are defined by

$$\tilde{f}_i^{(0)} = \int f_i^{(0)} d\mathbf{c}_{iz} d\zeta, \quad i \in \{c, s, b\}$$

and the layer-averaged odd perturbed distributions $\Phi_{i,\text{od}}^{(1)}$ as

$$\tilde{\Phi}_{i,\text{od}}^{(1)} = \frac{1}{\tilde{f}_i^{(0)}} \int f_i^{(0)} \Phi_{i,\text{od}}^{(1)} d\mathbf{c}_{iz} d\zeta, \quad i \in \{c, s, b\}.$$

Since the relaxation times for the surface species are independent of c_{iz} and ζ , we may then define the i th layer-averaged kinetic operator $\tilde{\mathcal{H}}_i$ as

$$\tilde{\mathcal{H}}_i(\tilde{\varphi}) = \frac{1}{\tau_{i,\text{ph}}} \left(\tilde{\varphi} - \int \tilde{\varphi} \tilde{M}_i d\mathbf{c}_{i\parallel} \right), \quad i \in \{c, s, b\}$$

where \tilde{M}_i is the tangential two-dimensional Maxwellian of the i th species, and the layer-averaged perturbed distributions $\tilde{\Phi}_{i,\text{od}}^{(1)}$ then satisfy the kinetic equations

$$\tilde{\mathcal{H}}_i(\tilde{\Phi}_{i,\text{od}}^{(1)}) = \tilde{\Psi}_{i,\text{od}}^{(1)}, \quad i \in \{c, s, b\} \quad (\text{D1})$$

where

$$\tilde{\Psi}_{i,\text{od}}^{(1)} = -\mathbf{c}_{i\parallel} \cdot \partial_{\parallel} \log \tilde{f}_i^{(0)}, \quad i \in \{c, s, b\}.$$

These equations are directly obtained by multiplying $\mathcal{H}_i(\Phi_{i,\text{od}}^{(1)}) = \Psi_{i,\text{od}}^{(1)}$ by $f_i^{(0)}$, partially integrating the resulting kinetic equations with $d\mathbf{c}_{iz} d\zeta$, and then dividing by $\tilde{f}_i^{(0)}$. Letting then $\tilde{\Phi}_{\text{od}}^{(1)} = (\tilde{\Phi}_{i,\text{od}}^{(1)})_{i \in \mathfrak{S}}$, $\tilde{\mathcal{H}} = (\tilde{\mathcal{H}}_i)_{i \in \mathfrak{S}}$, and $\tilde{\Psi}_{\text{od}}^{(1)} = (\tilde{\Psi}_{i,\text{od}}^{(1)})_{i \in \mathfrak{S}}$, we obtain $\tilde{\mathcal{H}}(\tilde{\Phi}_{\text{od}}^{(1)}) = \tilde{\Psi}_{\text{od}}^{(1)}$.

The layer-averaged kinetic equation (D1) may be used whenever one wants to obtain the layer-averaged distribution $\tilde{\Phi}_{i,\text{od}}^{(1)}$ or any of its moment with respect to the tangential velocity $\mathbf{c}_{i\parallel}$. The tangential diffusion fluxes in particular may be expressed as

$$\tilde{\mathbf{F}}_{i\parallel} = \epsilon \int \tilde{f}_i^{(0)} \tilde{\Phi}_{i,\text{od}}^{(1)} \mathbf{c}_{i\parallel} d\mathbf{c}_{i\parallel}, \quad i \in \{c, s, b\}.$$

The Waldmann formalism for the surface kinetic equation also leads to

$$\tilde{\Psi}_{\text{od}}^{(1)} = -\tilde{p} \sum_{l \in \mathfrak{S}} \tilde{\Psi}_{\text{od}}^{(1),l} \cdot \tilde{\mathbf{d}}_l,$$

where $\tilde{\Psi}_{\text{od}}^{(1),l} = (\tilde{\Psi}_{i,\text{od}}^{(1),l})_{i \in \mathfrak{S}}$ and

$$\tilde{\Psi}_{i,\text{od}}^{(1),l} = \frac{1}{\tilde{p}_i} (\delta_{il} - \tilde{\mathbf{x}}_i) \mathbf{c}_{i\parallel}.$$

The solutions $\tilde{\Phi}_{\text{od}}^{(1),l}$ to the integral equations

$$\tilde{\mathcal{H}}(\tilde{\Phi}_{\text{od}}^{(1),l}) = \tilde{\Psi}_{\text{od}}^{(1),l}$$

are found in the explicit form

$$\tilde{\Phi}_{i,\text{od}}^{(1),l} = \tau_{i,\text{ph}} \frac{1}{\tilde{p}_i} (\delta_{il} - \tilde{\mathbf{x}}_i) \mathbf{c}_{i\parallel}, \quad i, l \in \mathfrak{S}.$$

The tangential velocities may also be written

$$\tilde{\mathbf{W}}_{i\parallel} = \frac{\epsilon}{\tilde{n}_i} \int \tilde{\mathbf{f}}_i^{(0)} \tilde{\Phi}_{i,\text{od}}^{(1)} \mathbf{c}_{i\parallel} d\mathbf{c}_{i\parallel} - \frac{\epsilon}{\tilde{n}} \sum_{j \in \mathfrak{S}} \int \tilde{\mathbf{f}}_j^{(0)} \tilde{\Phi}_{j,\text{od}}^{(1)} \mathbf{c}_{j\parallel} d\mathbf{c}_{j\parallel}, \quad (\text{D2})$$

and from the isotropy of the layer-averaged operator, we recover the molar diffusion velocities from (119) and the diffusion coefficients

$$\begin{aligned} \tilde{D}_{il} &= \frac{\tilde{p}}{2\tilde{n}_i} \int \tilde{\mathbf{f}}_i^{(0)} \tilde{\Phi}_{i,\text{od}}^{(1),l} \cdot \mathbf{c}_{i\parallel} d\mathbf{c}_{i\parallel} \\ &\quad - \frac{\tilde{p}}{2\tilde{n}} \sum_{j \in \mathfrak{S}} \int \tilde{\mathbf{f}}_j^{(0)} \tilde{\Phi}_{j,\text{od}}^{(1),l} \cdot \mathbf{c}_{j\parallel} d\mathbf{c}_{j\parallel}, \end{aligned}$$

and all the results of Sec. VI E have been recovered with the layer-averaged kinetic equations.

It is then possible to introduce a *surface bracket operator* acting on pairs $\tilde{\Phi} = (\tilde{\Phi}_i)_{i \in \mathfrak{S}}$ and $\tilde{\Phi}' = (\tilde{\Phi}'_i)_{i \in \mathfrak{S}}$, where $\tilde{\Phi}_i$ and $\tilde{\Phi}'_i$ are functions of $\mathbf{c}_{i\parallel}$, in the form

$$\llbracket \tilde{\Phi}, \tilde{\Phi}' \rrbracket = \sum_{i \in \mathfrak{S}} \int \tilde{\mathbf{f}}_i^{(0)} \tilde{\mathcal{H}}_i(\tilde{\Phi}_i) \odot \tilde{\Phi}'_i d\mathbf{c}_{i\parallel}. \quad (\text{D3})$$

The surface bracket operator is also symmetric $\llbracket \tilde{\Phi}, \tilde{\Phi}' \rrbracket = \llbracket \tilde{\Phi}', \tilde{\Phi} \rrbracket$, positive semidefinite $\llbracket \tilde{\Phi}, \tilde{\Phi} \rrbracket \geq 0$, and its kernel is spanned by constants. It is then obtained after some algebra that

$$\tilde{D}_{il} = \frac{k_B T_w \tilde{p}}{2} \llbracket \tilde{\Phi}_{\text{od}}^{(1),i}, \tilde{\Phi}_{\text{od}}^{(1),l} \rrbracket,$$

so that the two-dimensional surface formalism for layer-averaged quantities is entirely similar to that of gas mixtures in three dimensions *mutatis mutandis*.

APPENDIX E: DERIVATION OF THE PHYSISORBATE MASS BOUNDARY CONDITION

The first order accurate mass conservation equation, obtained by taking the scalar product of the difference kinetic equation (66) with the mass collisional invariant $\psi_p^1 = 1$ and

keeping zeroth *and* first order terms, is in the form

$$\begin{aligned} &\partial_t \int (\mathbf{f}_p^{(0)} - \mathbf{f}_g^{(0)}) d\mathbf{c}_p + \partial_t \int \epsilon (\mathbf{f}_p^{(1)} - \mathbf{f}_g^{(1)}) d\mathbf{c}_p \\ &\quad + \partial_{\parallel} \cdot \int \epsilon \mathbf{c}_{p\parallel} (\mathbf{f}_p^{(1)} - \mathbf{f}_g^{(1)}) d\mathbf{c}_p \\ &\quad + \partial_{\zeta} \int c_{pz} (\mathbf{f}_p^{(1)} + \epsilon \mathbf{f}_p^{(2)} - \mathbf{f}_g^{(1)} - \epsilon \mathbf{f}_g^{(2)}) d\mathbf{c}_p = \int \mathcal{C}_p^{(0)} d\mathbf{c}_p. \end{aligned}$$

Use has been made of $\int \mathbf{c}_p \mathbf{f}_p^{(0)} d\mathbf{c}_p = \int \mathbf{c}_p \mathbf{f}_g^{(0)} d\mathbf{c}_p = 0$ and that the chemical term $\mathcal{C}_p^{(0)}$ is of first order since $\mathbf{a} = 1$. The order of magnitude of the contributions in the above equation must be investigated in order to obtain the effective boundary condition.

The zeroth time derivative term is in the form

$$\partial_t \int (\mathbf{f}_p^{(0)} - \mathbf{f}_g^{(0)}) d\mathbf{c}_p = \partial_t n_g(0) \left\{ \exp\left(-\frac{W_p}{k_B T_w}\right) - 1 \right\},$$

and may be rewritten using the total mass conservation equation in the gas. Since it has been established that $\partial_t n_g(0)$ is $O(\epsilon)$, this term is already of first order in ϵ . Concerning the other time derivative term $\epsilon \partial_t \int (\mathbf{f}_p^{(1)} - \mathbf{f}_g^{(1)}) d\mathbf{c}_p$ we note that

$$\begin{aligned} \partial_t (\mathbf{f}_p^{(1)} - \mathbf{f}_g^{(1)}) &= \mathbf{f}_p^{(0)} \partial_t (\Phi_p^{(1)} - \Phi_g^{(1)}) + (\mathbf{f}_p^{(0)} - \mathbf{f}_g^{(0)}) \partial_t \Phi_g^{(1)} \\ &\quad + \partial_t \log n_g^{(0)} (\mathbf{f}_p^{(1)} - \mathbf{f}_g^{(1)}), \end{aligned}$$

where $\mathbf{f}_g^{(1)}$ and $\Phi_g^{(1)}$ are associated with the gas distribution inner expansion \mathbf{f}_g and have been defined in Sec. III D. Moreover, we have $\partial_t \log n_g^{(0)} = O(\epsilon)$, and since $\mathbf{a} = 1$ we also have $\bar{v}_{gz} = O(\epsilon)$, $\phi_g^{(1)} = O(\epsilon)$ so that $\partial_t \bar{v}_{gz} = O(\epsilon)$, $\partial_t \phi_g^{(1)} = O(\epsilon)$, and $\partial_t \Phi_g^{(1)} = O(\epsilon)$. In order to establish that $\partial_t (\mathbf{f}_p^{(1)} - \mathbf{f}_g^{(1)}) = O(\epsilon)$, it is thus sufficient to establish that $\partial_t \Phi_p^{(1)} - \partial_t \Phi_g^{(1)} = O(\epsilon)$. To this aim, we first note that

$$\mathcal{H}_p(\Phi_p^{(1)} - \Phi_g^{(1)}) = \Psi_p^{(1)} - \Psi_g^{(1)} - (\mathcal{H}_p - \mathcal{H}_g)(\Phi_g^{(1)}),$$

where $\Psi_g^{(1)}$ and \mathcal{H}_g have been defined in Sec. III D. Differentiating this relation with respect to time, we obtain that

$$\mathcal{H}_p(\partial_t \Phi_p^{(1)} - \partial_t \Phi_g^{(1)}) = \partial_t \Psi_p^{(1)} - \partial_t \Psi_g^{(1)} - (\mathcal{H}_p - \mathcal{H}_g)(\partial_t \Phi_g^{(1)}), \quad (\text{E1})$$

keeping in mind that the adsorbate is isotherm. However, we have $\partial_t \Psi_p^{(1)} = O(\epsilon)$ and $\partial_t \Psi_g^{(1)} = O(\epsilon)$ since $\partial_t \mathcal{C}_p^{(0)} = O(\epsilon)$, $\partial_t \mathbf{f}_p^{(0)} = O(\epsilon)$, $\partial_{\parallel} \mathbf{f}_p^{(0)} = O(\epsilon)$, $\partial_t^2 \mathbf{f}_p^{(0)} = O(\epsilon)$, and $\partial_t \partial_{\parallel} \mathbf{f}_p^{(0)} = O(\epsilon)$. Moreover, $\partial_t \Phi_p^{(1)} - \partial_t \Phi_g^{(1)}$ goes to zero as $\zeta \rightarrow \infty$ and its limit as $\zeta \rightarrow 0$ is $-\partial_t \Phi_g^{(1)}$ that is also $O(\epsilon)$. Therefore, as the solution of (E1), the difference $\partial_t \Phi_p^{(1)} - \partial_t \Phi_g^{(1)}$ is also $O(\epsilon)$ and $\epsilon \partial_t \int (\mathbf{f}_p^{(1)} - \mathbf{f}_g^{(1)}) d\mathbf{c}_p$ is thus of second order.

The zeroth order tangential flux vanish

$$\int \mathbf{c}_{p\parallel} (\partial_{\parallel} \mathbf{f}_p^{(0)} - \partial_{\parallel} \mathbf{f}_g^{(0)}) d\mathbf{c}_p = \mathbf{0},$$

and concerning the first order tangential flux $\epsilon \mathbf{c}_{p\parallel} (\partial_{\parallel} \mathbf{f}_p^{(1)} - \partial_{\parallel} \mathbf{f}_g^{(1)}) d\mathbf{c}_p$, we note that

$$\begin{aligned} &\mathcal{H}_p(\partial_{\parallel} \Phi_p^{(1)} - \partial_{\parallel} \Phi_g^{(1)}) \\ &= \partial_{\parallel} \Psi_p^{(1)} - \partial_{\parallel} \Psi_g^{(1)} - (\mathcal{H}_p - \mathcal{H}_g)(\partial_{\parallel} \Phi_g^{(1)}), \end{aligned}$$

and we may argue in a similar way as for time derivative terms, using that $\partial_{\parallel}\Psi_p^{(1)} = O(\epsilon)$, $\partial_{\parallel}\Psi_g^{(1)} = O(\epsilon)$, and $\partial_{\parallel}\Phi_g^{(1)} = O(\epsilon)$ from $\partial_{\parallel}C_p^{(0)} = O(\epsilon)$, $\partial_{\parallel}\bar{v}_{gz} = O(\epsilon)$, and $\partial_{\parallel}T_g = \partial_{\parallel}T_w = O(\epsilon)$, in order to establish that $\partial_{\parallel}f_p^{(1)} - \partial_{\parallel}f_g^{(1)} = O(\epsilon)$ so that the term $\epsilon\partial_{\parallel}\int c_{p\parallel}(f_p^{(1)} - f_g^{(1)})dc_p$ is of second order.

We next have to investigate the contributions arising from the normal derivative terms $\partial_z\int c_{pz}(f_p^{(1)} + \epsilon f_p^{(2)} - f_g^{(1)} - \epsilon f_g^{(2)})dc_p$ that may directly be integrated over $(0, \infty)$ and yield the integral

$$\int c_{pz}[f_g^{(1)}(t, \mathbf{x}_{\parallel}, 0, \mathbf{c}_p) + \epsilon f_g^{(2)}(t, \mathbf{x}_{\parallel}, 0, \mathbf{c}_p)]dc_p$$

since the integrand goes to zero as $\zeta \rightarrow +\infty$, goes to $-[f_g^{(1)}(t, \mathbf{x}_{\parallel}, 0, \mathbf{c}_p) + \epsilon f_g^{(2)}(t, \mathbf{x}_{\parallel}, 0, \mathbf{c}_p)]$ as $\zeta \rightarrow 0$. We then note that $\epsilon f_g^{(2)}$ is of higher order and that only $f_g^{(1)}$ contributes as for the zeroth order situation.

Collecting previous results, and integrating over $dz = \epsilon d\zeta$, the first order accurate fluid boundary condition for the physisorbate is finally obtained in the form

$$\begin{aligned} \partial_z(n_g v_{gz})(t, \mathbf{x}_{\parallel}, 0) & \int \left\{ 1 - \exp\left(-\frac{W_p}{k_B T_w}\right) \right\} dz \\ & + (n_g v_{gz})(t, \mathbf{x}_{\parallel}, 0) = \int C_p^{(0)} dc_p dz, \end{aligned} \quad (E2)$$

and we have recovered (125).

-
- [1] I. Armenise, M. Capitelli, C. Gorse, M. Cacciatore, and M. Rutigliano, Nonequilibrium vibrational kinetics of an O₂/O mixture hitting a catalytic surface, *J. Space. Rockets* **37**, 318 (2000).
- [2] D. Bruno, M. Cacciatore, S. Longo, and M. Rutigliano, Gas-surface scattering models for particle fluid dynamics: a comparison between analytical approximate models and molecular dynamics calculations, *Chem. Phys. Lett.* **320**, 245 (2000).
- [3] E. Kustova, E. Nagnibeda, I. Armenise, and M. Capitelli, Nonequilibrium kinetics and heat transfer in O₂/O mixtures near catalytic surfaces, *J. Thermophys. Heat Transfer* **16**, 238 (2002).
- [4] E. Kustova, E. Nagnibeda, Y. Shevelev and N. Syzranova, Comparison of different models for non-equilibrium CO₂ flows in a shock layer near a blunt body, *Shock Wave* **21**, 273 (2011).
- [5] O. Deutschmann, U. Riedel, and J. Warnatz, Modeling of nitrogen and oxygen recombination on partial catalytic surfaces, *ASME J. Heat Transfer* **117**, 495 (1995).
- [6] A. Turchi, P. Congedo, and T. E. Magin, Thermochemical ablation modeling forward uncertainty analysis—Part I: Numerical methods and effect of model parameters, *Int. J. Therm. Sci.* **118**, 497 (2017).
- [7] V. Giovangigli and S. Candel, Extinction limits of catalyzed stagnation point flow flames, *Combust. Sci. Technol.* **48**, 1 (1986).
- [8] S. Poovathingal, T. E. Schwartzentruber, V. J. Murray, and T. K. Minton, Molecular simulations of carbone ablation using beam experiments and resolved microstructure, *AIAA J.* **54**, 999 (2016).
- [9] Y. Sone, *Molecular Gas Dynamics, Theory, Techniques, and Applications* (Birkhäuser, Boston, 2007).
- [10] K. Aoki, Y. Sone, and T. Yamada, Numerical analysis of gas flows condensing on its plane condensed phase on the basis of kinetic theory, *Phys. Fluids A* **2**, 1867 (1990).
- [11] A. Frezzotti, Boundary conditions at the vapor-liquid interface, *Phys. Fluids* **23**, 030609 (2011).
- [12] A. Ern, V. Giovangigli and M. Smooke, Numerical study of a three-dimensional chemical vapor deposition reactor with detailed chemistry, *J. Comput. Phys.* **126**, 21 (1996).
- [13] M. E. Davis and R. J. Davis, *Fundamentals of Chemical Reaction Engineering* (McGraw-Hill, New-York, 2003).
- [14] P. Marcus, *Corrosion Mechanisms in Theory and Practice* (CRC Press, Boca Raton, FL, 2012).
- [15] S. Succi, G. Smith, and E. Kaxiras, Lattice Boltzmann simulation of reactive microflows over catalytic surfaces, *J. Stat. Phys.* **107**, 343 (2002).
- [16] K. Reuter and M. Scheffler, First-principles kinetic Monte Carlo simulations for heterogeneous catalysis: Application to the CO oxidation at RuO₂(110), *Phys. Rev. B* **73**, 045433 (2006).
- [17] A. Groß, *Theoretical Surface Science: A Microscopic Perspective* (Springer, Berlin, 2009).
- [18] M. E. Coltrin, R. J. Kee, and F. M. Rupley, Surface chemkin: A general formalism and software for analyzing heterogeneous chemical kinetic at a gas-surface interface, *Int. J. Chem. Kinet.* **23**, 1111 (1991).
- [19] R. J. Kee, M. E. Coltrin, and P. Glarborg, *Chemically Reacting Flow* (Wiley, Hoboken, NJ, 2003).
- [20] O. Deutschmann, Modeling the interaction between catalytic surfaces and gas-phase, *Catal. Lett.* **145**, 272 (2015).
- [21] C. Cercignani, *The Boltzmann Equation and its Applications*, Applied Mathematical Science Vol. 67 (Springer, Berlin, 1988).
- [22] S. Brull, P. Charrier, L. Mieussens, Gas-surface interaction and boundary conditions for the Boltzmann equation, *Kinet. Relat. Models* **7**, 219 (2014).
- [23] V. D. Borman, S. Yu. Krylov, A. V. Prosyantov, and A. M. Kharitonov, Theory of transport processes in a nonequilibrium gas-solid system, *Zh. Eksp. Teor. Fiz.* **90**, 76 (1986) [*Sov. Phys.-JETP* **63**, 43 (1986)].
- [24] V. D. Borman, S. Yu. Krylov, and A. V. Prosyantov, Theory of nonequilibrium phenomena at a gas-solid interface, *Zh. Eksp. Teor. Fiz.* **94**, 271 (1988) [*Sov. Phys.-JETP* **67**, 2110 (1988)].
- [25] A. V. Prosyantov, V. D. Borman, S. Yu. Krylov, and B. I. Nikolaev, New mechanism of mass transfer in a gas-adsorbate-solid system, *Phys. Lett. A* **140**, 55 (1989).
- [26] J. J. M. Beenakker, V. D. Borman, and S. Yu. Krylov, Molecular Transport in the Nanometer Regime, *Phys. Rev. Lett.* **72**, 514 (1994).
- [27] A. V. Bogdanov, G. V. Dubrovskiy, M. P. Krutikov, D. V. Kulginov, and V. M. Strelchenya, *Interaction of Gases with Surfaces* (Springer, Berlin, 1995).
- [28] J. J. M. Beenakker and S. Yu. Krylov, One-dimensional surface diffusion : Density dependence in a smooth potential, *J. Chem. Phys.* **107**, 4015 (1997).

- [29] S. Yu. Krylov, A. V. Prosyantov, and J. J. M. Beenakker, One-dimensional surface diffusion II: Density dependence in a corrugated potential, *J. Chem. Phys.* **107**, 6970 (1997).
- [30] A. Yu. Pankov, V. D. Borman, and S. Yu. Krylov, Kinetic theory of rotating molecules interacting with a solid surface, *J. Exp. Theor. Phys.* **86**, 737 (1998).
- [31] A. Frezzotti and L. Gibelli, A kinetic model for fluid-wall interaction, *Proc. IMechE, Part C: J. Mech. Eng. Sci.* **222**, 787 (2007).
- [32] A. Frezzotti, S. V. Nedeia, A. J. Markvoort, P. Spijker, and L. Gibelli, Comparison of molecular dynamics and kinetic modeling of gas-surface interactions, Rarefied Gas Dynamics Conference, *AIP Conf. Proc.* **1084**, 635 (2008).
- [33] K. Aoki, P. Charrier and P. Degond, A hierarchy of models related to nanoflows and surface diffusion, *Kinet. Relat. Models* **4**, 53 (2011).
- [34] S. Brull, P. Charrier, L. Mieussens, Nanoscale roughness effect on Maxwell-like boundary conditions for the Boltzmann equation, *Phys. Fluids* **28**, 082004 (2016).
- [35] E. M. Lifshitz and L. P. Pitaevskii, *Physical Kinetics*, Landau and Lifshitz Course on Theoretical Physics, Volume 10 (Butterworth-Heinemann, Oxford, 1981).
- [36] A. Rossani, Generalized kinetic theory of electrons and phonons, *Phys. A (Amsterdam)* **305**, 323 (2002).
- [37] M. Galler, *Multigroup Equations for the Description of the Particle Transport in Semiconductors* (World Scientific, Singapore, 2005).
- [38] K. Aoki, V. Giovangigli, and M. Hattori, A kinetic model of adsorption on solid surfaces, *AIP Conf. Proc.* **1786**, 100005 (2016).
- [39] S. Chapman and T. G. Cowling, *The Mathematical Theory of Non-Uniform Gases* (Cambridge University Press, Cambridge, 1970).
- [40] J. H. Ferziger and H. G. Kaper, *Mathematical Theory of Transport Processes in Gases* (North Holland, Amsterdam, 1972).
- [41] V. Giovangigli, *Multicomponent Flow Modeling* (Birkhäuser, Boston, 1999).
- [42] E. Nagnibeda and E. Kustova, *Non-Equilibrium Reacting Gas Flows* (Springer, Berlin, 2009).
- [43] N. N. Bogoliubov and N. N. Bogoliubov (Jr), Generalized kinetic equations for a dynamical system interacting with a phonon field, *Theor. Math. Phys.* **43**, 3 (1980).
- [44] L. D. Landau and E. M. Lifshitz, *Statistical Physics*, Landau and Lifshitz Course on Theoretical Physics, Volume 5 (Butterworth-Heinemann, Oxford, 1980).
- [45] B. Diu, C. Guthmann, D. Lederer, and B. Roulet, *Éléments de Physique Statistique* (Hermann, Paris, 1989).
- [46] J. S. Rowlinson and B. Widom, *Molecular Theory of Capillarity* (Dover, Mineola, NY, 1989); see also 2002 edition.
- [47] J. H. Weiner, *Statistical Mechanics of Elasticity* (Dover, Mineola, NY, 2002).
- [48] D. M. Ruthven, *Principles of Adsorption & Adsorption Processes* (Wiley, New York, 1984).
- [49] D. H. Parker, M. E. Bartram, and B. E. Koel, Study of high coverage of atomic oxygen on the Pt(111) surface, *Surf. Sci.* **217**, 489 (1989).
- [50] H. Hjelmberg and B. I. Lundqvist, Self-Consistent calculation of molecular chemisorption on metals, *Phys. Scr.* **20**, 192 (1979).
- [51] A. Groß, Reactions at surfaces studied by ab initio dynamics calculations, *Surf. Sci. Rep.* **32**, 291 (1998).
- [52] J. Hafner, Ab initio simulations of materials using VASP: Density functional theory and beyond, *J. Comput. Chem.* **29**, 2044 (2008).
- [53] B. M. Ward and R. B. Getman, Molecular simulations of physical and chemical adsorption under gas and liquid environments using force field- and quantum mechanics-based method, *Mol. Sim.* **40**, 678 (2014).
- [54] P. Valentini, T. E. Schwartztruber, and I. Cozmuta, ReaxFF Grand Canonical Monte Carlo simulation of adsorption and dissociation of oxygen on platinum (111), *Surf. Sci.* **605**, 1941 (2011).
- [55] C. Zou, A. C. T. van Duin, and D. C. Sorescu, Theoretical investigation of hydrogen adsorption and dissociation on iron and iron carbide surfaces using the Reaxff reactive force field method, *Top. Catal.* **55**, 391 (2012).
- [56] H. Mehrer, *Diffusion in Solids*, Springer Series in Solid State Physics 155 (Springer, New York, 2007).
- [57] G. Antczak and G. Ehrlich, *Surface Diffusion* (Cambridge University Press, Cambridge, 2010).
- [58] A. Ern and V. Giovangigli, The kinetic equilibrium regime, *Phys. A (Amsterdam)* **260**, 49 (1998).
- [59] J. G. Powles, S. E. Baker, and W. A. B. Evans, The chemical potential in atomically inhomogeneous fluids in external force fields by computer simulations, *J. Chem. Phys.* **101**, 4098 (1994).
- [60] J. Glorian, L. Catoire, S. Gallier and N. Cesco, Cas-surface thermochemistry and kinetics for aluminum particle combustion, *Proc. Comb. Inst.* **35**, 2439 (2015).
- [61] N. Masmoudi, Diffusion limit of a semiconductor Boltzmann-Poisson system, *SIAM J. Math. Anal.* **38**, 1788 (2007).
- [62] A. Majorana and C. Milazzo, Space homogeneous solutions of the linear semiconductor Boltzmann equation, *J. Math. Anal. Appl.* **259**, 609 (2001).
- [63] G. K. Batchelor, *An Introduction to Fluid Dynamics* (Cambridge University Press, Cambridge, 1967).
- [64] R. Scardovelli and S. Zaleski, Direct numerical simulation of free-surface and interfacial flow, *Annu. Rev. Fluid Mech.* **31**, 567 (1999).
- [65] M. R. Marcellin, Sur la mécanique des phénomènes irréversibles, *C. R. Acad. Sci. Paris* **151**, 1052 (1910).
- [66] J. Keizer, *Statistical Thermodynamics of Nonequilibrium Processes* (Springer, New York, 1987).
- [67] R. Krishna, Multicomponent surface diffusion of adsorbed species: A description based on the generalized Maxwell-Stefan equations, *Chem. Eng. Sci.* **45**, 1779 (1990).
- [68] V. M. Janardhanan and O. Deutschmann, Modeling diffusion limitation in solid-oxide fuel cells, *Electrochim. Acta* **56**, 9775 (2011).
- [69] L. Waldmann, Transporterscheinungen in gasen von mittlerem druck, in *Handbuch der Physik*, edited by S. Flügge 12th ed. (Springer, Berlin, 1958), pp. 295–514.