



HAL
open science

Equation of state of boron subarsenide $B_{12}As_2$ to 47 GPa

Kirill Cherednichenko, Yann Le Godec, Vladimir Solozhenko

► **To cite this version:**

Kirill Cherednichenko, Yann Le Godec, Vladimir Solozhenko. Equation of state of boron subarsenide $B_{12}As_2$ to 47 GPa. *High Pressure Research*, 2018, 38 (3), pp.224-231. 10.1080/08957959.2018.1476507. hal-02332821

HAL Id: hal-02332821

<https://hal.science/hal-02332821v1>

Submitted on 25 Oct 2019

HAL is a multi-disciplinary open access archive for the deposit and dissemination of scientific research documents, whether they are published or not. The documents may come from teaching and research institutions in France or abroad, or from public or private research centers.

L'archive ouverte pluridisciplinaire **HAL**, est destinée au dépôt et à la diffusion de documents scientifiques de niveau recherche, publiés ou non, émanant des établissements d'enseignement et de recherche français ou étrangers, des laboratoires publics ou privés.

Equation of state of boron subarsenide $B_{12}As_2$ to 47 GPa

Kirill A. Cherednichenko,¹ Yann Le Godec² and Vladimir L. Solozhenko^{1,*}

¹ *LSPM–CNRS, Université Paris Nord, 93430 Villetaneuse, France*

² *IMPMC–CNRS, UPMC Sorbonne Universités, 75005 Paris, France*

Abstract

Compressibility of boron subarsenide $B_{12}As_2$ has been studied by synchrotron X-ray diffraction up to 47 GPa at room temperature in a diamond anvil cell using Ne pressure transmitting medium. A fit of experimental p - V data by Vinet equation of state yielded the bulk modulus of 150(4) GPa and its first pressure derivative of 6.4(3). No pressure-induced phase transitions have been observed.

Keywords : *boron arsenide; high pressure; equation of state*

I. Introduction

Boron-rich compounds attract considerable attention due to their unusual structure and properties. The B_{12} -icosahedral units are the common feature of these compounds. The majority of boron-rich solids have structures related to α -rhombohedral boron with corresponding interstitial atoms: $B_{12}C_3$, $B_{13}N_2$, $B_{12}O_2$, $B_{12}Si_{2-x}$, $B_{12}P_2$, etc. [1-5]. Owing to presence of electron-deficient three-center-two-electron bonds within icosahedra and covalent bonds linking adjacent icosahedra and interstitial atoms as the electron donors, the boron-rich compounds have outstanding mechanical and physical properties and can be used in many fields: from novel biological and chemical sensors to promising materials for armour [3,6,7].

Boron subarsenide $B_{12}As_2$ is a typical boron-rich compound, possessing a rather high bulk modulus [8-11] and interesting electronic properties (e.g. relatively high hole mobility, a wide energy band gap, etc.) [2,12-17]. It was found to be extraordinary sustainable to the radiation [17,18]: $B_{12}As_2$ showed no signs of damage even after prolonged electron bombardment and has an ability to recover from radiation damage. Such fortunate combination of properties makes boron subarsenide very promising semiconductor material for devices operated under extreme conditions, e.g. high temperature, high pressure, high radiation fields, etc.

* Corresponding author: vladimir.solozhenko@univ-paris13.fr

Although 300-K phase stability of $B_{12}As_2$ has been studied up to 120 GPa by Raman spectroscopy [19,20], X-ray diffraction study of $B_{12}As_2$ has been performed to 25 GPa only [8], and methanol - ethanol mixture has been used as a pressure transmitting medium. From the fit of Birch-Murnaghan equation of state (EOS) to the experimental p - V data the bulk modulus (B_0) of 216 GPa and its pressure derivative (B_0') of 2.2 have been estimated. However, the theoretically predicted B_0 -values of $B_{12}As_2$ are somewhat lower i.e. 181.7 GPa [9] and 197.6 GPa [10]. It should be noted that in the case of methanol - ethanol mixture the region of hydrostaticity is limited by pressure of about 10 GPa [21-24]. In other words, the reported data on $B_{12}As_2$ compressibility above 10 GPa are likely not precise. Thus, there are strong grounds to expect that $B_{12}As_2$ bulk modulus found in [8] is significantly overestimated, and hence more precise measurement of $B_{12}As_2$ compressibility is required. Here we report the equation-of-state data for boron subarsenide measured under quasi-hydrostatic conditions in the neon pressure transmitting medium up to 47 GPa at room temperature.

II. Experimental

Polycrystalline subarsenide $B_{12}As_2$ has been synthesized at 5.2 GPa and 2100 K by reaction of boron with molten arsenic in a toroid-type high-pressure apparatus with a specially designed high-temperature cell [25]. Amorphous boron (Johnson Matthey, 99%) and polycrystalline arsenic (Alfa Aesar, 99.9999%) powders were used as starting materials. Boron nitride (grade AX05, Saint-Gobain) capsules were used to isolate the reaction mixture from the graphite heater. X-ray powder diffraction analysis (G3000 TEXT Inel diffractometer, Cu $K\alpha$ 1 radiation) showed that the recovered sample contains single-phase $B_{12}As_2$ with lattice parameters $a = 6.1353(2)$ Å and $c = 11.8940(7)$ Å that are in good agreement with literature data [8,26,27].

In situ X-ray diffraction experiments up to 47 GPa at room temperature were performed at Xpress beamline (Elettra) in a membrane diamond anvil cell with 300- μ m culet anvils. The powder sample was loaded into a 100- μ m hole drilled in a rhenium gasket pre-indented down to \sim 30 μ m. Neon was used as a pressure transmitting medium to maintain quasi-hydrostatic conditions. The pressure was determined using equation of state of solid neon [28,29]; the maximum pressure uncertainty was estimated to be within ± 0.6 GPa. The pressure drift at each pressure point did not exceed 0.3 GPa. High-brilliance synchrotron radiation from multipole superconducting wiggler was set to a wavelength of 0.4957 Å using a channel-cut Si (111) monochromator and focused down to 20 μ m. MAR 345 image plate detector was employed to collect angle-dispersive X-ray diffraction patterns with exposure time of 600 seconds. The diffraction patterns were processed with FIT2D software [30]. The lattice parameters of $B_{12}As_2$ under pressure refined by Le Bail method (structureless whole profile fitting) using Maud [31] and PowderCell [32] software are presented in Table I.

III. Results and discussion

The structure of $B_{12}As_2$ (Fig. 1) belongs to $R-3m$ space group [27], similar to other boron-rich compounds with structures related to α -rhombohedral boron.

During compression the reflections of $B_{12}As_2$ monotonously shifted towards larger 2θ -values, and no evidence of any phase transition has been observed over the whole studied pressure range. Even at pressures above 40 GPa, the diffraction lines do not show observable broadening or weakening which is indicative of quasi-hydrostatic compression and absence of stresses in the sample (Fig. 2).

The one-dimensional analogue of the first-order Murnaghan equation of state [33] of the form

$$r = r_0 \left[1 + P \left(\frac{\beta'_{0,r}}{\beta_{0,r}} \right) \right]^{-\frac{1}{\beta'_{0,r}}} \quad (1)$$

where r is the lattice parameter (index 0 refers to ambient pressure), $\beta_{0,r}$ is the axial modulus and $\beta'_{0,r}$ is its pressure derivative, was used for approximation of the nonlinear relation between normalized lattice parameters and pressure (Fig. 3). The axis moduli that best fit the experimental data are $\beta_{0,a} = 449 \pm 12$ GPa and $\beta_{0,c} = 461 \pm 17$ GPa, and the corresponding pressure derivatives are $\beta'_{0,a} = 21.7 \pm 1.1$ and $\beta'_{0,c} = 10.4 \pm 1.2$. Thus, compression of $B_{12}As_2$ unit cell is slightly anisotropic with higher compressibility along c -axis.

Fig. 4 presents experimentally observed unit cell volume change under pressure. We employed Murnaghan [33] (Eq. 2), third-order Birch-Murnaghan [34] (Eq. 3) and Vinet [35] (Eq. 4) equations of state to fit the experimental data

$$P(V) = \frac{B_0}{B'_0} \left[\left(\frac{V}{V_0} \right)^{B'_0} - 1 \right] \quad (2)$$

$$P(V) = \frac{3B_0}{2} \left[\left(\frac{V_0}{V} \right)^{\frac{7}{3}} - \left(\frac{V_0}{V} \right)^{\frac{5}{3}} \right] \left\{ 1 + \frac{3}{4} (B'_0 - 4) \left[\left(\frac{V_0}{V} \right)^{\frac{2}{3}} - 1 \right] \right\} \quad (3)$$

$$P(V) = 3B_0 \frac{(1-X)}{X^2} e^{(1.5(B'_0-1)(1-X))} \quad (4)$$

where $X = \sqrt[3]{\frac{V}{V_0}}$, V_0 is unit cell volume at ambient pressure.

The corresponding B_0 and B'_0 values are presented in Table II. All three equations of state well approximate the experimental p - V data, giving almost the same EOS parameters. However, the lower χ^2 parameter for the Vinet EOS fit indicates a better applicability of this equation.

As it follows from Fig. 5, $B_{12}As_2$ has the lowest bulk modulus among all studied boron-rich pnictides. The first pressure derivative of bulk modulus (6.4) is very close to B'_0 values of $B_{12}P_2$ (5.5) [36] and $B_{12}O_2$ (6.0) [37]. Thus, the previously determined B'_0 value of 2.2 [8] and, hence,

the corresponding B_0 value of 216 GPa seem to be incorrect. According to Wu et al. [8], $B_0 = 204$ GPa (B_0' fixed to 4.0) of $B_{12}As_2$ is comparable with bulk moduli of boron allotropes α - B_{12} [38] and β - B_{106} [39] indicates that substitution of the B_{10} -B- B_{10} chain with the arsenic atoms does not affect the compressibility. However, this statement contradicts the general tendency observed for boron-rich pnictides i.e. a larger covalent radius of interstitial atom ($r_{(N)} = 0.75$ Å, $r_{(P)} = 1.06$ Å, $r_{(As)} = 1.20$ Å) leads to a higher compressibility (Fig. 5). The results of the present work completely support this tendency. Summing up, the use of proper pressure transmitting medium allowed us to obtain the reliable values of bulk modulus and its pressure derivative for boron subarsenide and once again demonstrate the importance of maintaining quasi-hydrostatic conditions in EOS measurements.

IV. Conclusions

Compressibility of boron subarsenide, $B_{12}As_2$, has been studied at room temperature up to 47 GPa by synchrotron X-ray powder diffraction in a diamond anvil cell. The icosahedral $R\bar{3}m$ structure of $B_{12}As_2$ is stable in the whole pressure range under study. The use of the proper pressure transmitting medium (Ne) allowed us to avoid non-hydrostaticity and, thus, to obtain reliable values of bulk modulus (150 GPa) and its first pressure derivative (6.4).

Acknowledgements

The authors thank Dr. V.A. Mukhanov (LSPM-CNRS) for the sample synthesis, Dr. A. Polian (IMPMC/SOLEIL) for help in DAC loading, and Dr. P. Lotti (Elettra) for assistance at Xpress beamline. Synchrotron X-ray diffraction experiments were carried out during beamtime allocated to Proposal 20160061 at Elettra Synchrotron (Trieste). This work was financially supported by the European Union's Horizon 2020 Research and Innovation Program under Flintstone2020 project (grant agreement No 689279).

References

- [1] Matkovich V, Interstitial compounds of boron. *J. Am. Chem. Soc.* 1961; 83:1804-1806.
- [2] Emin D, Icosahedral boron-rich solids. *Phys. Today.* 1987; 40:55-62.
- [3] Albert B, Hillebrecht H, Boron: elementary challenge for experimenters and theoreticians. *Angew. Chem. Int. Ed.* 2009; 48:8640-8668.
- [4] Solozhenko VL, Kurakevych OO, Chemical interaction in the B–BN system at high pressures and temperatures. *J. Solid State Chem.* 2009; 182:1359-1364.
- [5] Cherednichenko KA, Solozhenko VL, Structure and equation of state of tetragonal boron subnitride B₅₀N₂. *J. Appl. Phys.* 2017; 122:155907-1-5.
- [6] Veprek S, Zhang RF, Argon AS, Mechanical properties and hardness of boron and boron-rich solids. *J. Superhard Mater.* 2011; 33:409-420.
- [7] Orlovskaya N, Lugovy M, Proceedings of the NATO advanced research workshop on boron rich solids, Springer. 2009.
- [8] Wu J, Zhu H, Hou D, Ji C, Whiteley CE, Edgar JH, Ma Y, High pressure X-ray diffraction study on icosahedral boron arsenide (B₁₂As₂). *J. Phys. Chem. Solids.* 2011; 72:144-146.
- [9] Lee S, Bylander DM, Kleinman L, Elastic moduli of B₁₂ and its compounds. *Phys. Rev. B.* 1992; 45: 3245-3247.
- [10] Fan Z, Wang B, Xu X, Cao X, Wang Y, First-principles calculation of vibrational properties of B₁₂As₂ crystal. *Phys. Status Solidi B.* 2011; 248:1242-1247.
- [11] Gao F, Qin X, Wang L, He Y, Sun G, Hou L, Wang W, Prediction of new superhard boron-rich compounds. *J. Phys. Chem. B.* 2005; 109:14892-14895.
- [12] Chu TL, Hyslop AE, Preparation and properties of boron arsenide films. *J. Electrochem. Soc.* 1974; 121:412-415.
- [13] Bakalova S, Gong Y, Cobet C, Esser N, Zhang Y, Edgar JH, Zhang Y, Dudley M, Kuball M, Electronic excitations in B₁₂As₂ and their temperature dependence by vacuum ultraviolet ellipsometry. *J. Phys.: Cond. Matter.* 2010; 22:395801-1-5.
- [14] Gong Y, Tapajna M, Bakalova S, Zhang Y, Edgar JH, Zhang Y, Dudley M, Hopkins M, Kuball M, Demonstration of boron arsenide heterojunctions: A radiation hard wide band gap semiconductor device. *Appl. Phys. Lett.* 2010; 96:223506-1-3.
- [15] Slack GA, Morgan KE, Some crystallography, chemistry, physics, and thermodynamics of B₁₂O₂, B₁₂P₂, B₁₂As₂, and related alpha-boron type crystals. *J. Phys. Chem. Solids.* 2014; 75:1054-1074.

- [16] Morrison I, Bylander DM, Kleinman L, Bands and bonds of B₁₂As₂. *Phys. Rev. B.* 1992; 45:1533-1537.
- [17] Emin D, Unusual properties of icosahedral boron-rich solids, *J. Solid State Chem.* 2006; 179:2791-2798.
- [18] Carrard M, Emin D, Zuppiroli L, Defect clustering and self-healing of electron-irradiated boron-rich solids. *Phys. Rev. B.* 1995; 51:11270-11274.
- [19] Pomeroy JW, Kuball M, Hubel H, Van Uden NWA, Dunstan DJ, Nagarajan JR, Edgar JH, Raman spectroscopy of B₁₂As₂ under high pressure. *J. Appl. Phys.* 2004; 96:910-912.
- [20] Ovsyannikov SV, Polian A, Munsch P, Chervin J, Le Marchand G, Aselage TL, Raman spectroscopy of B₁₂As₂ and B₁₂P₂ up to 120 GPa: Evidence for structural distortion. *Phys. Rev. B.* 2010; 81:140103-1-4.
- [21] Piermarini GJ, Block S, Barnett JD, Hydrostatic limits in liquids and solids to 100 kbar. *J. Appl. Phys.* 1973; 44:5377-5382.
- [22] Eggert JH, Xu LW, Che RZ, Chen LC, Wang JF, High pressure refractive index measurements of 4:1 methanol:ethanol. *J. Appl. Phys.* 1992; 72:2453-2461.
- [23] Angel RJ, Bujak M, Zhao J, Gatta GD, Jacobsen SD, Effective hydrostatic limits of pressure media for high-pressure crystallographic studies. *J. Appl. Cryst.* 2007; 40:26-32.
- [24] Klotz S, Chervin J-C, Munsch P, Le Marchand G, Hydrostatic limits of 11 pressure transmitting media, *J. Phys. D: Appl. Phys.* 2009; 42: 075413-1-7.
- [25] Mukhanov VA, Sokolov PS, Solozhenko VL, On melting of B₄C boron carbide under pressure. *J. Superhard Mater.* 2012; 34: 211-213.
- [26] Amberger E, Rauh PA, Borreiches Borarsenide. *Acta Crystallogr. B.* 1976; 32:972-973.
- [27] Morosin B., Mullendore AW, Emin D, Slack GA, Rhombohedral crystal structure of compounds containing boron-rich icosahedra. *Amer. Inst. Phys. Conf. Proc.* 1986; 140:70-86.
- [28] Dewaele A, Datchi F, Loubeyre P, Mezouar M, High pressure–high temperature equations of state of neon and diamond. *Phys. Rev. B.* 2008; 77:094106-1-9.
- [29] Holzapfel WB, Progress in the realization of a practical pressure scale for the range 1-300 GPa. *High Pressure Res.* 2005; 25:87-96.
- [30] Hammersley AP, Svensson SO, Hanfland M, Fitch AN, Häusermann D, Two-dimensional detector software: From real detector to idealised image or two-theta scan. *High Pressure Res.* 1996; 14:235-248.

- [31] Lutterotti L, Bortolotti M, Ischia G, Lonardelli I, Wenk H-R, Rietveld texture analysis from diffraction images. *Z. Kristallogr. Suppl.* 2007; 26:125-130.
- [32] Kraus W, Nolze G, POWDER CELL - a program for the representation and manipulation of crystal structures and calculation of the resulting X-ray powder patterns. *J. Appl. Cryst.*, 1996; 29:301-303.
- [33] Murnaghan FD, The compressibility of media under extreme pressures. *Proc. Natl. Acad. Sci.* 1944; 30:244-247.
- [34] F. Birch, Finite elastic strain of cubic crystals. *Phys. Rev. B.* 1947; 71:809-824.
- [35] Vinet P, Smith J, Ferrante J, Rose J, Temperature effects on the universal equation of state of solids. *Phys. Rev. B.* 1987; 35:1945-1953.
- [36] Solozhenko VL, Cherednichenko KA, Kurakevych OO, Thermoelastic equation of state of boron subphosphide B₁₂P₂. *J. Superhard Mater.* 2017; 39:71-74.
- [37] Nieto-Sanz D, Loubeyre P, Crichton W, Mezouar M, X-ray study of the synthesis of boron oxides at high pressure: Phase diagram and equation of state. *Phys. Rev. B.* 2004; 70:214108-1-6.
- [38] Nelmes RJ, Loveday JS, Allan DR, Besson JM, Hamel G, Grima P, Hull S, Neutron-and x-ray-diffraction measurements of the bulk modulus of boron. *Phys. Rev. B.* 1993; 47:7668-7673.
- [39] Nieto-Sanz D, Loubeyre P, Mezouar M, Equation of state and pressure induced amorphization of β -boron from X-ray measurements up to 100 GPa. *Phys. Rev. Lett.* 2002; 89:245501-1-4.

Table 1. Experimental values of lattice parameters and unit cell volume of $B_{12}As_2$ (in hexagonal setting) as a function of pressure at room temperature.

Pressure (GPa)	a (Å)	c (Å)	Volume (Å ³)
0.0	6.1353(2)	11.8940(7)	387.72(5)
6.0	6.0560(2)	11.7299(6)	372.55(4)
12.1	6.0100(2)	11.6380(7)	364.04(5)
17.7	5.9627(3)	11.5150(5)	354.54(5)
21.1	5.9400(3)	11.4640(7)	350.29(6)
22.4	5.9308(4)	11.4420(6)	348.54(7)
27.8	5.9040(4)	11.3470(7)	342.53(7)
30.1	5.8873(5)	11.2905(7)	338.89(8)
35.2	5.8630(4)	11.2553(8)	335.05(7)
37.6	5.8470(5)	11.2126(8)	331.96(8)
40.5	5.8325(6)	11.1670(8)	328.98(9)
43.5	5.8218(6)	11.1500(9)	327.27(9)
47.2	5.8100(6)	11.0900(11)	324.19(10)

Table 2. EOS parameters of $B_{12}As_2$ obtained from approximations of the experimental data using Vinet (V), Birch-Murnaghan ($B-M$) and Murnaghan (M) EOSs. χ^2 is an indication of the fit quality (lower for a better fit).

EOS	B_0 (GPa)	B_0'	χ^2
V	149.6 ± 3.9	6.4 ± 0.3	0.170
$B-M$	150.1 ± 4.2	6.3 ± 0.4	0.171
M	150.1 ± 4.2	6.3 ± 0.4	0.732

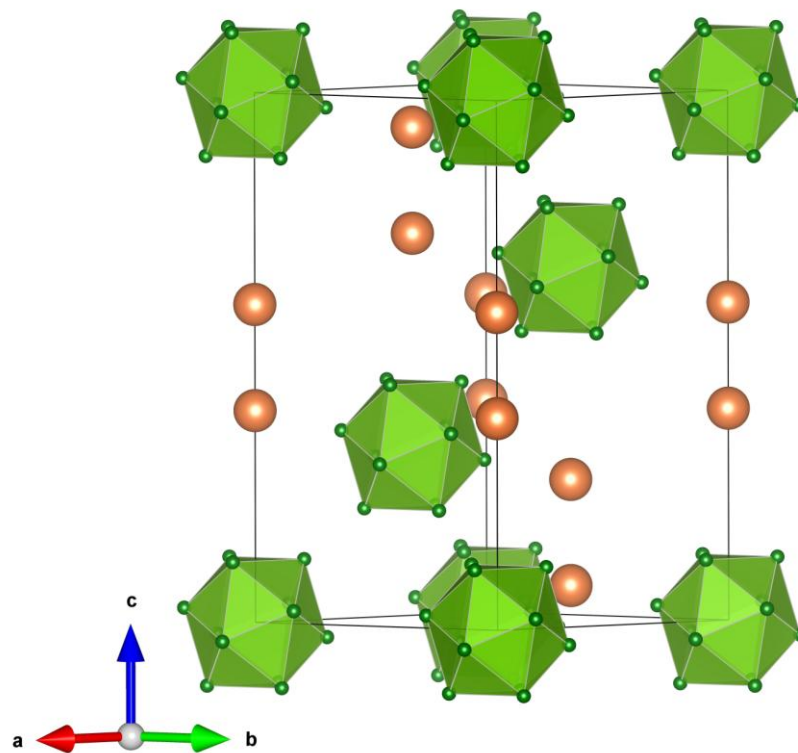


Fig. 1. Crystal structure of boron subarsenide $B_{12}As_2$ (green and orange balls are B and As atoms, respectively).

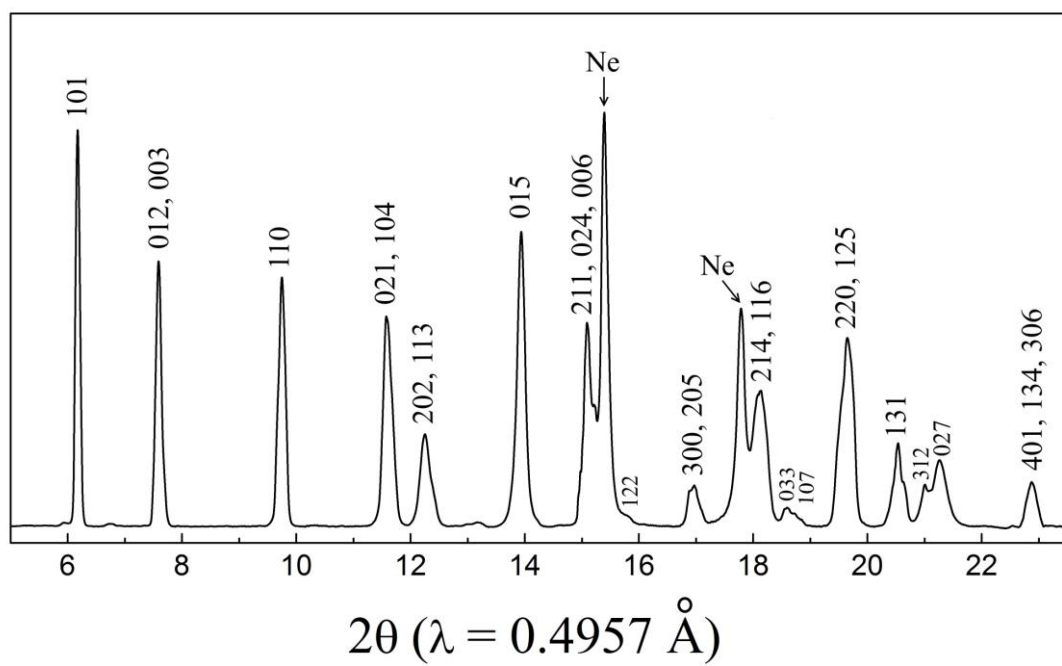


Fig. 2. Synchrotron X-ray diffraction pattern of $B_{12}As_2$ at 40.5 GPa. The hkl indexes of $B_{12}As_2$ lines are shown on the top.

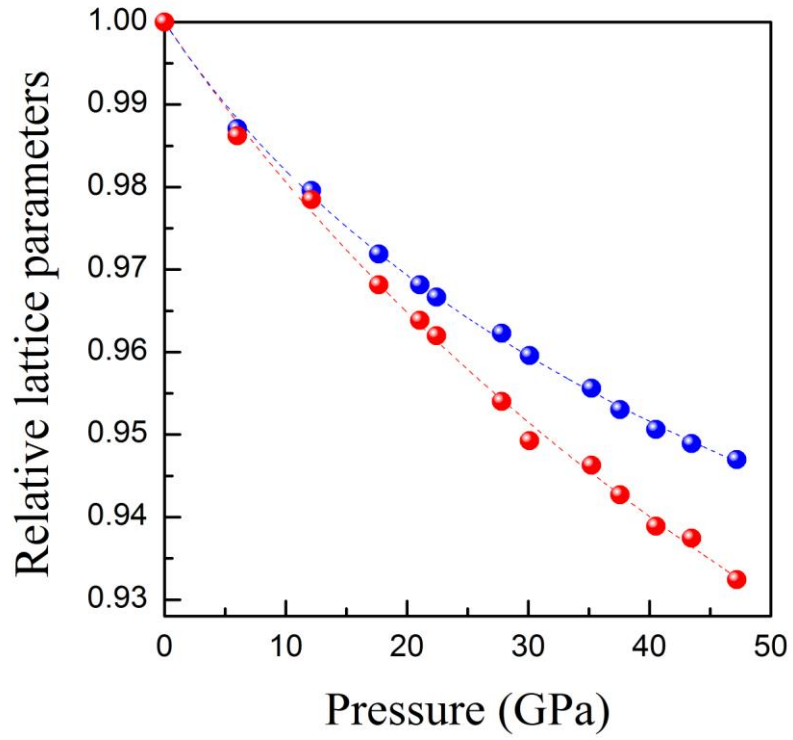


Fig. 3. Relative lattice parameters a/a_0 (blue) and c/c_0 (red) of $B_{12}As_2$ versus pressure. The dashed lines represent the fits of one-dimensional analog of Murnaghan equation of state to the experimental data.

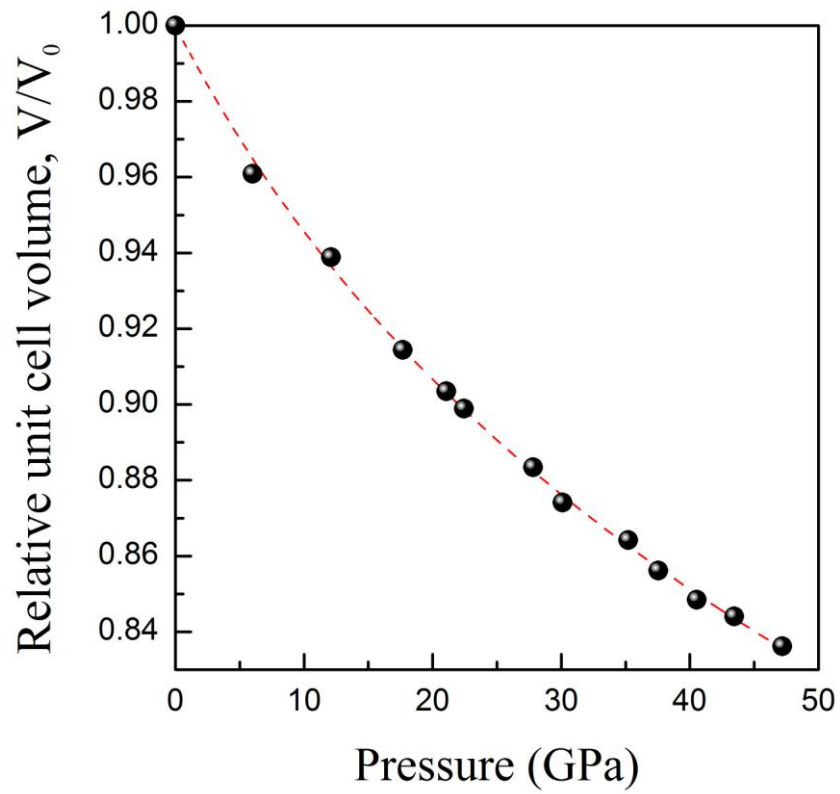


Fig. 4. Equation of state of $B_{12}As_2$. The dashed red line represents Vinet equation of state fit to the experimental data.

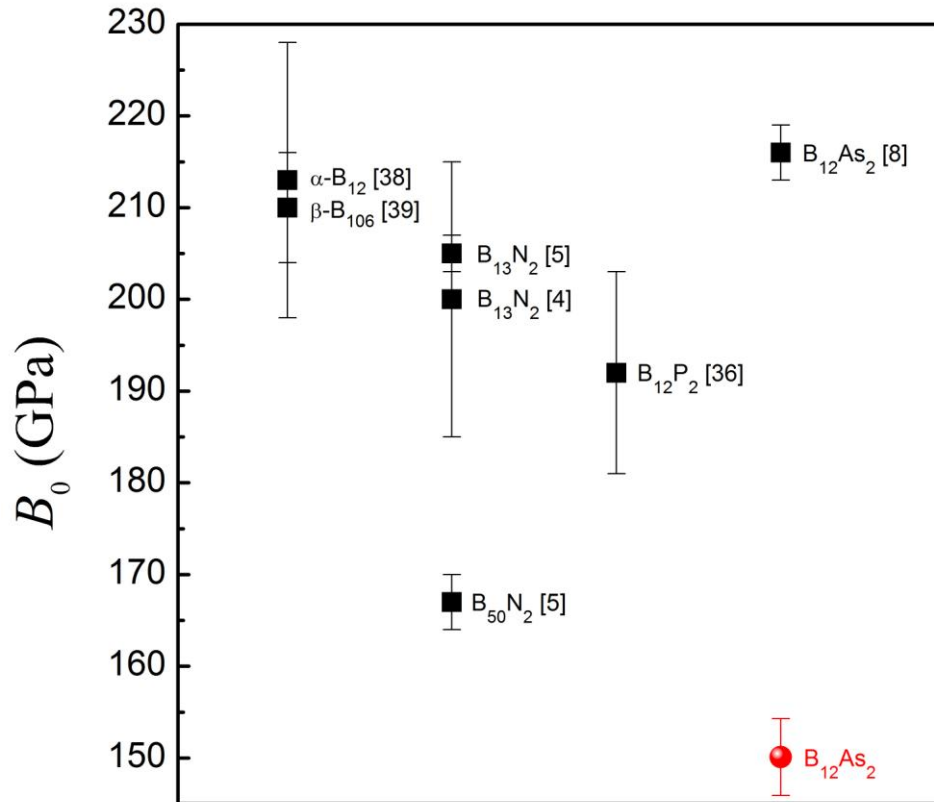


Fig. 5. Bulk moduli of boron allotropes and boron-rich pnictides: black squares and red circle represent literature and our experimental data, respectively.