



Nitrogen isotope signatures of microfossils suggest aerobic metabolism 3.0 Gyr ago

F. Delarue, F. Robert, K. Sugitani, R. Tartese, R. Duhamel, S. Derenne

► To cite this version:

F. Delarue, F. Robert, K. Sugitani, R. Tartese, R. Duhamel, et al.. Nitrogen isotope signatures of microfossils suggest aerobic metabolism 3.0 Gyr ago. *Geochemical Perspectives Letters*, 2018, pp.32-36. 10.7185/geochemlet.1816 . hal-02330893

HAL Id: hal-02330893

<https://hal.science/hal-02330893>

Submitted on 31 Oct 2022

HAL is a multi-disciplinary open access archive for the deposit and dissemination of scientific research documents, whether they are published or not. The documents may come from teaching and research institutions in France or abroad, or from public or private research centers.

L'archive ouverte pluridisciplinaire **HAL**, est destinée au dépôt et à la diffusion de documents scientifiques de niveau recherche, publiés ou non, émanant des établissements d'enseignement et de recherche français ou étrangers, des laboratoires publics ou privés.



Distributed under a Creative Commons Attribution - NonCommercial - NoDerivatives 4.0 International License

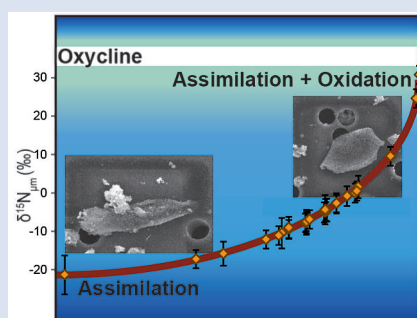
Nitrogen isotope signatures of microfossils suggest aerobic metabolism 3.0 Gyr ago

F. Delarue^{1*}, F. Robert¹, K. Sugitani², R. Tartèse³, R. Duhamel¹, S. Derenne⁴



doi: 10.7185/geochemlet.1816

Abstract



There is compelling evidence for early oxygenation of mid-Archean oceans. However, the biological use of molecular oxygen is still not ascertained. Here we report the nitrogen isotope composition measured in isolated microfossils ($\delta^{15}\text{N}_{\text{pm}}$) from the 3.0 billion years old Farrel Quartzite metasediments. We show that the quasi-null bulk $\delta^{15}\text{N}$ values of Farrel Quartzite organic matter encompass a large ^{15}N isotopic heterogeneity at the scale of isolated microfossils ($-21.6\text{‰} < \delta^{15}\text{N}_{\text{pm}} < +30.7\text{‰}$). Rayleigh fractionation is required to yield such large $\delta^{15}\text{N}$ variations. Based on these data, we propose a model in which negative $\delta^{15}\text{N}_{\text{pm}}$ values determined on film-like and on spheroidal microfossils are explained by ammonia assimilation in the anoxic deeper levels of the water column, whereas positive $\delta^{15}\text{N}_{\text{pm}}$ values determined on lenticular microfossils were driven by both ammonia assimilation and aerobic oxidation close to the sea

surface. Since ammonium aerobic oxidation requires the presence of free molecular O_2 within the water column, we further suggest that positive $\delta^{15}\text{N}_{\text{pm}}$ values reflect an ocean redox stratification tightly related to O_2 production by oxygenic photosynthesisers in a mid-Archean ocean 3.0 Gyr ago.

Received 10 July 2017 | Accepted 10 June 2018 | Published 24 July 2018

Introduction

The isotopic composition of nitrogen (N) has been investigated in order to tackle questions related to Archean life (Beaumont and Robert, 1999; Pinti *et al.*, 2001; Thomazo *et al.*, 2011; Stueken *et al.*, 2015a). In the present day natural environment, N is mostly present as di-nitrogen (N_2), ammonium (NH_4^+), organic N, nitrite (NO_2^-) and nitrate (NO_3^-). Within the marine N cycle, N compounds are closely coupled in a redox reaction network including specific isotope fractionation processes (Sigman *et al.*, 2009). Accordingly, $\delta^{15}\text{N}$ of sedimentary organic matter (OM) has been used to infer the evolution of the redox conditions of Archean oceans. For instance, negative $\delta^{15}\text{N}$ values ranging between -7 and 0‰ in the OM isolated from early Archean rocks (3.6 to 3.2 Ga) have been interpreted as reflecting (i) anoxic Archean oceans in which microorganisms consumed N_2 and NH_4^+ (Beaumont and Robert, 1999) or (ii) a consumption of N_2 and NH_4^+ by chemosynthetic bacteria flourishing close to ^{15}N -depleted hydrothermal vents (Pinti *et al.*, 2001; Shen *et al.*, 2006). The late Archean era (2.8 to 2.5 Ga) is characterised by the occurrence of positive OM $\delta^{15}\text{N}$ values (up to *ca.* $+5\text{‰}$) presumably reflecting a rise in the abundance of oxidised N species (Beaumont and Robert,

1999; Garvin *et al.*, 2009; Godfrey and Falkowski, 2009). This suggests that significant free O_2 was present in the oceans at that time, which is also supported by several inorganic palaeoredox proxies (Anbar *et al.*, 2007; Reinhard *et al.*, 2009; Stueken *et al.*, 2015b).

Although early and late Archean sedimentary $\delta^{15}\text{N}$ values suggest a progressive rise in the oxygenation level of Archean oceans, mid-Archean times (3.2 to 2.8 Ga) are characterised by a narrow range of $\delta^{15}\text{N}$ values close to the N isotope composition of the present day atmosphere (0‰), suggesting the dominance of N_2 fixing microorganisms (Stueken *et al.*, 2015a). However, complementary geochemical evidence points toward oxygenic photosynthesis occurring as early as *ca.* 3.0 Ga (Crowe *et al.*, 2013; Lyons *et al.*, 2014; Planavsky *et al.*, 2014) and ocean redox stratification *ca.* 3.2 Gyr ago (Satkoski *et al.*, 2015). If correct, such early oxygenation and ocean redox stratification should be recorded in redox-dependent sedimentary $\delta^{15}\text{N}$ values, implying in turn that the $\delta^{15}\text{N}$ values around $0 \pm 2\text{‰}$ measured on bulk samples might mask isotopic heterogeneities present at smaller scales. To investigate this issue, we have characterised the N isotope composition of organic microfossils (noted $\delta^{15}\text{N}_{\text{pm}}$) isolated from the mid-Archean Farrel Quartzite formation (3.0 Ga; Sugitani *et al.*, 2007) using nanoscale secondary ion mass spectrometry (NanoSIMS).

1. Muséum National d'Histoire Naturelle, Sorbonne Université, UMR CNRS 7590, IRD, Institut de Minéralogie, de Physique des Matériaux et de Cosmochimie, IMPMC, 75005 Paris, France
 2. Department of Environmental Engineering and Architecture, Graduate School of Environmental Studies, Nagoya University, Nagoya, Japan
 3. School of Earth and Environmental Sciences, University of Manchester, M13 9PL Manchester, UK
 4. Sorbonne Université, UPMC, CNRS, EPHE, PSL, UMR 7619 METIS, 4 place Jussieu, F-75005 Paris, France
- * Corresponding author (email: fdelarue@mnhn.fr)



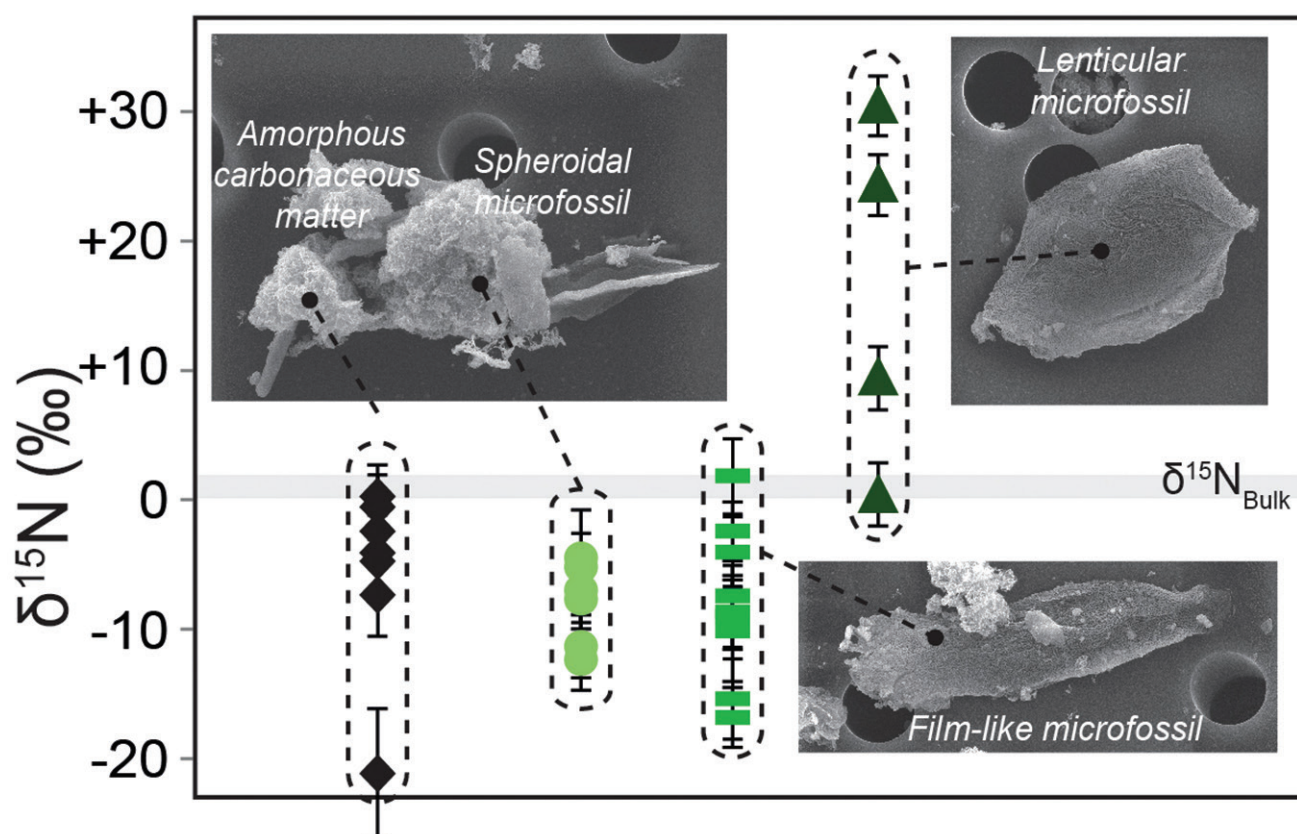


Figure 1 Nitrogen isotopic composition of amorphous carbonaceous matter, and of spheroidal, film-like and lenticular-like microfossils from the 3.0 Ga Farrel Quartzite formation. $\delta^{15}\text{N}_{\text{Bulk}}$ values are provided for comparison with $\delta^{15}\text{N}_{\mu\text{m}}$ values.

Material and Methods

Organic-walled microfossils were isolated by acid maceration using a mixture of hydrofluoric and hydrochloric acids. In the acid maceration residue, we identified lenticular, spheroidal and film-like microfossils following the previously reported taxonomy (Sugitani *et al.*, 2007; see also Supplementary Information). In the absence of unequivocal morphological features, the other organic particles were assigned to the “amorphous carbonaceous matter” group.

From a morphological point of view, previous investigations indicate that acid maceration does not affect the morphological integrity of organic-walled microfossils from the Farrel Quartzite (Grey and Sugitani, 2009; Delarue *et al.*, 2017). From a geochemical point of view, preservation of N content is highly variable across individual microfossils isolated from the Farrel Quartzite (Delarue *et al.*, 2017). This suggests that acid maceration does not cause any significant hydrolysis of N-bearing compounds, which would likely have homogenised the N/C atomic ratios of microfossils through the preferential degradation of chemically labile N organic compounds. Similarly, large variations in $\delta^{15}\text{N}_{\mu\text{m}}$ are observed among the microfossils, which can only be accounted for by Rayleigh distillation. The latter cannot have occurred during the acid treatment, as N isotope exchange through Rayleigh distillation cannot take place between solids (N in microfossils) and a fluid (N dissolved organic compounds in acid solution). Therefore, it is unlikely that acid maceration induced significant modification of both N/C atomic ratios and N isotopic compositions determined at the scale of individual microfossil by NanoSIMS.

Results

The bulk nitrogen isotope composition (noted $\delta^{15}\text{N}_{\text{Bulk}}$) measured on Farrel Quartzite OM ranges between +0.3 ‰ and +2.2 ‰ (see Supplementary Information; $n = 3$; mean $\delta^{15}\text{N}_{\text{Bulk}} = 1.0 \pm 1.1$ ‰; Fig. 1 and Table S-2). These $\delta^{15}\text{N}_{\text{Bulk}}$ values are consistent with the average $\delta^{15}\text{N}$ value calculated from all values determined by NanoSIMS on amorphous carbonaceous matter and microfossils isolated from the mineral matrix ($\delta^{15}\text{N}_{\mu\text{m}} = -3.9 \pm 11.5$ ‰; $n = 27$; Fig. 1 and Table S-2). However, at the microscale, the $\delta^{15}\text{N}_{\mu\text{m}}$ values measured on amorphous carbonaceous matter and microfossils vary from -21.6 ± 5.1 ‰ to $+30.7 \pm 2.3$ ‰. Amorphous carbonaceous matter alone shows $\delta^{15}\text{N}_{\mu\text{m}}$ values ranging between -21.6 ± 5.1 ‰ and 0.0 ± 2.5 ‰ ($n = 8$; Fig. 1). Film-like ($n = 9$) and spheroid-like microfossils ($n = 6$) exhibit mostly negative $\delta^{15}\text{N}_{\mu\text{m}}$ values ranging from -17.2 ± 2.3 ‰ to $+1.6 \pm 2.9$ ‰, while lenticular microfossils are characterised by positive $\delta^{15}\text{N}_{\mu\text{m}}$ values ranging from $+0.5 \pm 2.4$ ‰ to $+30.7 \pm 2.3$ ‰ ($n = 4$; Fig. 1). Based on their nitrogen isotope composition, there is thus a clear discrimination between lenticular microfossils on the one hand and spheroid- and film-like microfossils on the other hand.

Discussion

The quasi-null $\delta^{15}\text{N}_{\text{Bulk}}$ values measured on Farrel Quartzite OM hide unexpectedly large $\delta^{15}\text{N}_{\mu\text{m}}$ variations in isolated microfossils (Fig. 1 and Table S-2). The average of $\delta^{15}\text{N}_{\mu\text{m}}$ values is close to $\delta^{15}\text{N}_{\text{Bulk}}$. This observation can be explained if the bulk value integrates a diversity of organic particles with variable $\delta^{15}\text{N}$.

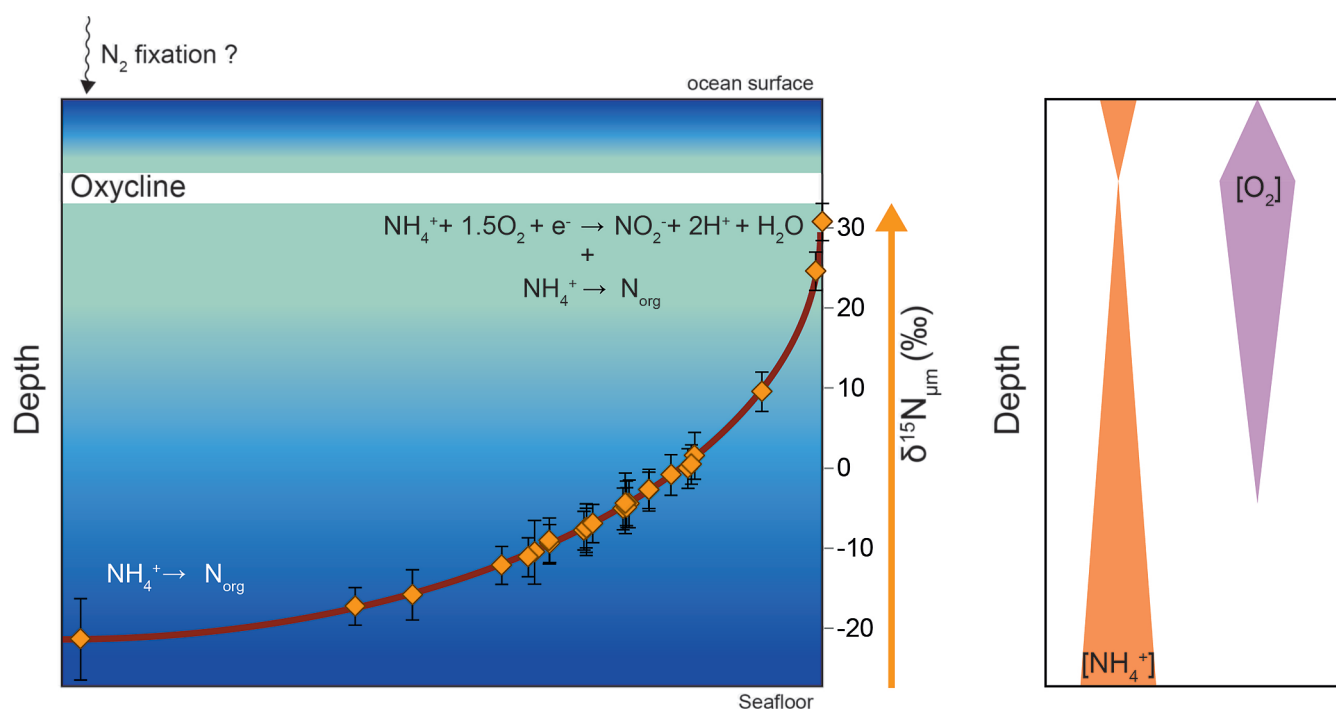


Figure 2 Cartoon illustrating the sedimentary conditions of the Farrel Quartzite formation. The blue gradient in the water column indicates change in NH_4^+ concentration from high (dark) to low (light) concentrations in anoxic zones. $\delta^{15}\text{N}_{\mu\text{m}}$ values determined at the scale of individual microfossil and organic particle are represented by orange diamonds. In the proposed model, negative $\delta^{15}\text{N}_{\mu\text{m}}$ values reflect assimilation of NH_4^+ from benthic efflux whereas positive $\delta^{15}\text{N}_{\mu\text{m}}$ values reflect ^{15}N Rayleigh distillation of NH_4^+ upward through ammonia oxidation when NH_4^+ concentrations were too low to allow the isotopic fractionation of ammonia assimilation to be expressed (see main text).

Before relating measured $\delta^{15}\text{N}_{\mu\text{m}}$ values to potential metabolic effects, it is a prerequisite to ensure that bioturbation and fossilisation processes did not significantly alter the original N isotopic composition. Biomass degradation can cause $\delta^{15}\text{N}$ variations of ca. 3–4 ‰ (Lehmann *et al.*, 2002), while metamorphism up to greenschist facies, as underwent by the Farrel Quartzite samples, can only induce restricted $\delta^{15}\text{N}$ modification of up to ~1 to 2 ‰ (Ader *et al.*, 2006; see Supplementary Information for further details). It thus seems unlikely that secondary processes have largely modified $\delta^{15}\text{N}_{\mu\text{m}}$ values, which, in turn, may be linked with N metabolism(s) in the water column.

In the N cycle, only Rayleigh fractionation has been reported to yield large variations of $\delta^{15}\text{N}$ values through the partial consumption of NO_3^- or of NH_4^+ , leaving the residual dissolved inorganic nitrogen (DIN) enriched in ^{15}N (Sigman *et al.*, 2009). As the NO_3^- concentration was negligible in Archean oceans (Falkowski and Godfrey, 2008), it is unlikely that partial conversion of NO_3^- into N_2 occurred and gave rise to the observed $\delta^{15}\text{N}_{\mu\text{m}}$ variations. Thus, only the partial consumption of NH_4^+ seems to be an acceptable mechanism to explain the large variation in $\delta^{15}\text{N}_{\mu\text{m}}$ values, consistent with an Archean DIN marine reservoir dominated by NH_4^+ (Thomazo *et al.*, 2011). Three different marine metabolisms (referred to as *chemolithoautotrophy*) could then be involved in the nitrogen isotope cycle: (i) NH_4^+ assimilation ($\text{NH}_4^+ \rightarrow \text{N}_{\text{org}}$), (ii) anaerobic NH_4^+ oxidation (anammox; $\text{NH}_4^+ + \text{NO}_2^- \rightarrow \text{N}_2 + 2\text{H}_2\text{O}$) and (iii) aerobic NH_4^+ oxidation ($\text{NH}_4^+ + 1.5 \text{O}_2 \rightarrow \text{NO}_2^- + 2\text{H}^+ + \text{H}_2\text{O}$). The N isotope fractionations (noted ϵ , with $\epsilon \approx \delta^{15}\text{N}_{\text{NH}_4^+} - \delta^{15}\text{N}_{\text{Product}}$) associated with these processes have been determined experimentally, and range from +4 ‰ $\leq \epsilon \leq +27$ ‰ for (i) and +14 ‰ $\leq \epsilon \leq +19$ ‰ for (iii), respectively (Hoch *et al.*, 1992; Casciotti *et al.*, 2003). Anammox is not further considered here since its antiquity is still a controversial issue and the resulting $\delta^{15}\text{N}_{\text{Bulk}}$ remains unknown (Stueken *et al.*, 2016; see also Supplementary Information).

In modern environmental settings, $\delta^{15}\text{N}$ variations rarely show large variations. However, in the modern Black Sea environment, large $\delta^{15}\text{N}$ variations ranging from negative up to positive values have been observed to be associated with chemolithoautotrophy along a spatial redox gradient that promotes the progressive oxidation of NH_4^+ in the deep and suboxic level of the Black Sea (Coban-Yildiz *et al.*, 2006). According to this observation, we propose that mineralisation of OM yielded large amounts of NH_4^+ in the deeper level of the ocean (Fig. 2). Preferential assimilation of $^{14}\text{NH}_4^+$ from this benthic efflux may explain the negative $\delta^{15}\text{N}_{\mu\text{m}}$ values measured on spheroids and film/filament-like microfossils. The latter are thus likely remnants of benthic microbial mats, in agreement with their morphology (Westall *et al.*, 2006).

We propose that assimilation of NH_4^+ from benthic efflux in the deep water column led to both a decrease in NH_4^+ concentration and a progressive enrichment in $^{15}\text{NH}_4^+$ in the upper levels of the water column (Fig. 2). Partial NH_4^+ assimilation can yield ϵ values down to -27 ‰ when NH_4^+ concentration is higher than 20 μM , while lower NH_4^+ concentrations are associated with lower ϵ values close to -4 ‰ (see Stueken *et al.*, 2016 and references therein). In this context, such lower concentrations are unlikely to yield $\delta^{15}\text{N}_{\mu\text{m}}$ values up to +31 ‰ as recorded in the lenticular microfossils. These microfossils are interpreted as remnants of pelagic microorganisms based on both their morphology (Sugitani *et al.*, 2007; Oehler *et al.*, 2010) and their carbon isotope composition (House *et al.*, 2013). We then propose that aerobic NH_4^+ oxidation drove ^{15}N enrichment of NH_4^+ upward in the water column (Fig. 2). In this scenario, the positive $\delta^{15}\text{N}_{\mu\text{m}}$ values might be regarded as a redox signal as previously reported (Coban-Yildiz *et al.*, 2006; Granger *et al.*, 2011; Morales *et al.*, 2014). However, to be recorded in OM, aerobic NH_4^+ oxidation should have been coupled with NH_4^+ assimilation, leaving lenticular organic-walled microfossils enriched in ^{15}N (Fig. 2).

In view of the $\delta^{13}\text{C}$ (House *et al.*, 2013) and of the present $\delta^{15}\text{N}$ values along with morphological evidence, this proposed scenario, which combines morphological evidence with C and N isotopic data, suggests that life thrived across the entire water column down to the seafloor, and points to the early existence of aerobic metabolism 3 billion years ago. Since aerobic NH_4^+ oxidation implies the occurrence of free dissolved molecular O_2 in the water column (Wang and Yang, 2004), this finding echoes previous geochemical arguments pointing toward mid-Archean oxygen oases and, therefore, biological O_2 production by oxygenic photosynthesis in stratified mid-Archean oceans (Crowe *et al.*, 2013; Lyons *et al.*, 2014; Planavsky *et al.*, 2014; Satkoski *et al.*, 2015).

Acknowledgements

This research is supported by the ERC Grant No. 290861 – PaleoNanoLife (PI F. Robert). The National NanoSIMS Facility at the MNHN is supported by MNHN, CNRS, Region Ile de France, and Ministère de l'Enseignement supérieur et de la Recherche. Authors are grateful to Marie Balasse and Denis Fiorillo for bulk nitrogen isotopic composition analyses. We also thank three anonymous reviewers, Eva Stueken, Liane Benning and Ariel Anbar for their insightful comments.

Editor: Ariel Anbar

Additional Information

Supplementary Information accompanies this letter at <http://www.geochemicalperspectivesletters.org/article1816>.



This work is distributed under the Creative Commons Attribution Non-Commercial No-Derivatives 4.0 License, which permits unrestricted distribution provided the original author and source are credited. The material may not be adapted (remixed, transformed or built upon) or used for commercial purposes without written permission from the author. Additional information is available at <http://www.geochemicalperspectivesletters.org/copyright-and-permissions>.

Cite this letter as: Delarue, F., Robert, F., Sugitani, K., Tartèse, R., Duhamel, R., Derenne, S. (2018) Nitrogen isotope signatures of microfossils suggest aerobic metabolism 3.0 Gyr ago. *Geochem. Persp. Let.* 7, 32–36.

References

- ADER, M., CARTIGNY, P., BOUDOU, J.P., OH, J.H., PETIT, E., JAVOY, M. (2006) Nitrogen isotopic evolution of carbonaceous matter during metamorphism: Methodology and preliminary results. *Chemical Geology* 232, 152–169.
- ANBAR, A.D., DUAN, Y., LYONS, T.W., ARNOLD, G.L., KENDALL, B., CREASER, R.A., KAUFMAN, A.J., GORDON, G.W., SCOTT, C., GARVIN, J., BUICK, R. (2007) A whiff of oxygen before the Great Oxidation Event? *Science* 317, 1903–1906.
- BEAUMONT, V., ROBERT, F. (1999) Nitrogen isotope ratios of kerogens in Precambrian cherts: a record of the evolution of atmosphere chemistry? *Precambrian Research* 96, 63–82.
- CASCIOTTI, K.L., SIGMAN, D.M., WARD, B.B. (2003) Linking diversity and stable isotope fractionation in ammonia-oxidizing bacteria. *Geomicrobiology Journal* 20, 335–353.
- COBAN-YILDIZ, Y., ALTABET, M.A., YILMAZ, A., TUGRUL, S. (2006) Carbon and nitrogen isotopic ratios of suspended particulate organic matter (SPOM) in the Black Sea water column. *Deep-Sea Research Part II-Topical Studies in Oceanography* 53, 1875–1892.
- CROWE, S.A., DOSSING, L.N., BEUKES, N.J., BAU, M., KRUGER, S.J., FREI, R., CANFIELD, D.E. (2013) Atmospheric oxygenation three billion years ago. *Nature* 501, 535–538.
- DELARUE, F., ROBERT, F., SUGITANI, K., TARTESE, R., DUHAMEL, R., DERENNE, S. (2017) Investigation of the Geochemical Preservation of ca. 3.0 Ga Permineralized and Encapsulated Microfossils by Nanoscale Secondary Ion Mass Spectrometry. *Astrobiology* 17, 1192–1202.
- FALKOWSKI, P.G., GODFREY, L.V. (2008) Electrons, life and the evolution of Earth's oxygen cycle. *Philosophical Transactions of the Royal Society B-Biological Sciences* 363, 2705–2716.
- GARVIN, J., BUICK, R., ANBAR, A.D., ARNOLD, G.L., KAUFMAN, A.J. (2009) Isotopic Evidence for an Aerobic Nitrogen Cycle in the Latest Archean. *Science* 323, 1045–1048.
- GODFREY, L.V., FALKOWSKI, P.G. (2009) The cycling and redox state of nitrogen in the Archean ocean. *Nature Geoscience* 2, 725–729.
- GRANGER, J., PROKOPENKO, M.G., SIGMAN, D.M., MORDY, C.W., MORSE, Z.M., MORALES, L.V., SAMBROTTO, R.N., PLESSSEN, B. (2011) Coupled nitrification-denitrification in sediment of the eastern Bering Sea shelf leads to N-15 enrichment of fixed N in shelf waters. *Journal of Geophysical Research-Oceans* 116.
- GREY, K., SUGITANI, K. (2009) Palynology of Archean microfossils (c. 3.0 Ga) from the Mount Grant area, Pilbara Craton, Western Australia: Further evidence of biogenicity. *Precambrian Research* 173, 60–69.
- HOCH, M.P., FOGEL, M.L., KIRCHMAN, D.L. (1992) Isotope fractionation associated with ammonium uptake by a marine bacterium. *Limnology and Oceanography* 37, 1447–1459.
- HOUSE, C.H., OEHLER, D.Z., SUGITANI, K., MIMURA, K. (2013) Carbon isotopic analyses of ca. 3.0 Ga microstructures imply planktonic autotrophs inhabited Earth's early oceans. *Geology* 41, 651–654.
- LEHMANN, M.F., BERNASCONI, S.M., BARBIERI, A., MCKENZIE, J.A. (2002) Preservation of organic matter and alteration of its carbon and nitrogen isotope composition during simulated and in situ early sedimentary diagenesis. *Geochimica et Cosmochimica Acta* 66, 3573–3584.
- LYONS, T.W., REINHARD, C.T., PLANAVSKY, N.J. (2014) The rise of oxygen in Earth's early ocean and atmosphere. *Nature* 506, 307–315.
- MORALES, L.V., GRANGER, J., CHANG, B.X., PROKOPENKO, M.G., PLESSSEN, B., GRADINGER, R., SIGMAN, D.M. (2014) Elevated N-15/N-14 in particulate organic matter, zooplankton, and diatom frustule-bound nitrogen in the ice-covered water column of the Bering Sea eastern shelf. *Deep-Sea Research Part II-Topical Studies in Oceanography* 109, 100–111.
- OEHLER, D.Z., ROBERT, F., WALTER, M.R., SUGITANI, K., MEIBOM, A., MOSTEFAOUI, S., GIBSON, E.K. (2010) Diversity in the Archean Biosphere: New Insights from NanoSIMS. *Astrobiology* 10, 413–424.
- PINTI, D.L., HASHIZUME, K., MATSUDA, J. (2001) Nitrogen and argon signatures in 3.8 to 2.8 Ga metasediments: Clues on the chemical state of the Archean ocean and the deep biosphere. *Geochimica et Cosmochimica Acta* 65, 2301–2315.
- PLANAVSKY, N.J., ASAEI, D., HOFMANN, A., REINHARD, C.T., LALONDE, S.V., KNUDSEN, A., WANG, X.L., OSSA, F.O., PECOITS, E., SMITH, A.J.B., BEUKES, N.J., BEKKER, A., JOHNSON, T.M., KONHAUSER, K.O., LYONS, T.W., ROUXEL, O.J. (2014) Evidence for oxygenic photosynthesis half a billion years before the Great Oxidation Event. *Nature Geoscience* 7, 283–286.
- REINHARD, C.T., RAISWELL, R., SCOTT, C., ANBAR, A.D., LYONS, T.W. (2009) A Late Archean Sulfidic Sea Stimulated by Early Oxidative Weathering of the Continents. *Science* 326, 713–716.
- SATKOSKI, A.M., BEUKES, N.J., LI, W.Q., BEARD, B.L., JOHNSON, C.M. (2015) A redox-stratified ocean 3.2 billion years ago. *Earth and Planetary Science Letters* 430, 43–53.
- SHEN, Y., PINTI, D.L., HASHIZUME, K. (2006) Biogeochemical cycles of sulfur and nitrogen in the archean ocean and atmosphere. *Archean Geodynamics and Environments* 164, 305–320.
- SIGMAN, D.M., KARSH, K.L., CASCIOTTI, K.L. (2009) Nitrogen isotopes in the ocean. In: Steele J.H., Thorpe, S.A., Turekian, K.K. (Eds.) *Encyclopedia of Ocean Sciences*. Academic Press, Oxford, 40–54.
- STUEKEN, E.E., BUICK, R., GUY, B.M., KOEHLER, M.C. (2015a) Isotopic evidence for biological nitrogen fixation by molybdenum-nitrogenase from 3.2 Gyr. *Nature* 520, 666–669.
- STUEKEN, E.E., BUICK, R., ANBAR, A.D. (2015b) Selenium isotopes support free O_2 in the latest Archean. *Geology* 43, 259–262.
- STUEKEN, E.E., KIPP, M.A., KOEHLER, M.C., BUICK, R. (2016) The evolution of Earth's biogeochemical nitrogen cycle. *Earth-Science Reviews* 160, 220–239.



- SUGITANI, K., GREY, K., ALLWOOD, A., NAGAOKA, T., MIMURA, K., MINAMI, M., MARSHALL, C.P., VAN KRANENDONK, M.J., WALTER, M.R. (2007) Diverse microstructures from Archaean chert from the mount goldsworthy-mount grant area, pilbara craton, western australia: Microfossils, dubiofossils, or pseudofossils? *Precambrian Research* 158, 228-262.
- THOMAZO, C., ADER, M., PHILIPPOT, P. (2011) Extreme ^{15}N -enrichments in 2.72-Gyr-old sediments: evidence for a turning point in the nitrogen cycle. *Geobiology* 9, 107-120.
- WANG, J.L., YANG, N. (2004) Partial nitrification under limited dissolved oxygen conditions. *Process Biochemistry* 39, 1223-1229.
- WESTALL, F., DE RONDE, C.E.J., SOUTHAM, G., GRASSINEAU, N., COLAS, M., COCKELL, C.S., LAMMER, H. (2006) Implications of a 3.472-3.333 Gyr-old subaerial microbial mat from the Barberton greenstone belt, South Africa for the UV environmental conditions on the early Earth. *Philosophical Transactions of the Royal Society B-Biological Sciences* 361, 1857-1875.