



HAL
open science

From ecological relevance of the ecosystem services concept to its socio-political use. The case study of intertidal bare mudflats in the Marennes-Oléron Bay, France

Benoit Lebreton, Audrey Rivaud, Laurent Picot, Benoît Prévost, Laurent Barillé, Thierry Sauzeau, Jennifer Beseres Pollack, Johann Lavaud

► **To cite this version:**

Benoit Lebreton, Audrey Rivaud, Laurent Picot, Benoît Prévost, Laurent Barillé, et al.. From ecological relevance of the ecosystem services concept to its socio-political use. The case study of intertidal bare mudflats in the Marennes-Oléron Bay, France. *Ocean and Coastal Management*, 2019, 172, pp.41-54. 10.1016/j.ocecoaman.2019.01.024 . hal-02329523

HAL Id: hal-02329523

<https://hal.science/hal-02329523>

Submitted on 23 Oct 2019

HAL is a multi-disciplinary open access archive for the deposit and dissemination of scientific research documents, whether they are published or not. The documents may come from teaching and research institutions in France or abroad, or from public or private research centers.

L'archive ouverte pluridisciplinaire **HAL**, est destinée au dépôt et à la diffusion de documents scientifiques de niveau recherche, publiés ou non, émanant des établissements d'enseignement et de recherche français ou étrangers, des laboratoires publics ou privés.

From ecological relevance of the ecosystem services concept to its socio-political use. The case study of intertidal bare mudflats in the Marennes-Oléron Bay, France.

Benoit Lebreton^{aΩ*}; Audrey Rivaud^{Ωb}, Laurent Picot^a, Benoît Prévost^b, Laurent Barillé^c, Thierry Sauzeau^d, Jennifer Beseres Pollack^e, Johann Lavaud^{a,f}

^Ω These authors contributed equally to this work.

^a UMR 7266 Littoral, Environnement et Sociétés (CNRS - Université de La Rochelle), Institut du littoral et de l'environnement, 2 rue Olympe de Gouges, 17000 La Rochelle, France

^b UMR 5281 Acteurs, Ressources et Territoires dans le Développement (CNRS – Université de Montpellier 3 – CIRAD – Université de Montpellier – Université de Perpignan Via Domitia), Route de Mende, 34199 Montpellier Cedex 5, France

^c Université de Nantes, Laboratoire Mer, Molécules et Santé EA 2160, Faculté des Sciences, 2 rue de la Houssinière, 44322 Nantes Cedex 3, France

^d EA 4270 Centre de Recherche Interdisciplinaire en Histoire, Histoire de l'Art et Musicologie (Université de Poitiers – Université de Limoges), 8 Rue René Descartes, 86022 Poitiers Cedex, France

^e Harte Research Institute for Gulf of Mexico Studies, Texas A&M University-Corpus Christi, 6300 Ocean Drive, Unit 5869, 78412 Corpus Christi, Texas, USA

^f UMI 3376 Takuvik, CNRS/Université Laval, Département de Biologie, Pavillon Alexandre-Vachon, 1045 Avenue de la Médecine, local 2078, Université Laval, Québec (Québec), G1V 0A6, Canada

* Corresponding author:

Benoit Lebreton: benoit.lebreton@univ-lr.fr; + 33 516 496 731

Audrey Rivaud: audrey.rivaud@univ-montp3.fr

Laurent Picot: laurent.picot@univ-lr.fr

Benoît Prévost: benoit.prevast@univ-montp3.fr

Laurent Barillé: laurent.barille@univ-nantes.fr

Thierry Sauzeau: thierry.sauzeau@univ-poitiers.fr

Jennifer Beseres Pollack: Jennifer.Pollack@tamucc.edu

Johann Lavaud: johann.lavaud@takuvik.ulaval.ca

Type of paper: Research paper

1 **From ecological relevance of the ecosystem services concept to its socio-**
2 **political use. The case study of intertidal bare mudflats in the Marennes-**
3 **Oléron Bay, France.**

4
5 Benoit Lebreton^{aΩ*}; Audrey Rivaud^{Ωb}, Laurent Picot^a, Benoît Prévost^b, Laurent Barillé^c,
6 Thierry Sauzeau^d, Jennifer Beseres Pollack^e, Johann Lavaud^{a,f}

7
8 ^Ω These authors contributed equally to this work.

9
10 ^a UMR 7266 Littoral, Environnement et Sociétés (CNRS - Université de La Rochelle), Institut
11 du littoral et de l'environnement, 2 rue Olympe de Gouges, 17000 La Rochelle, France

12 ^b UMR 5281 Acteurs, Ressources et Territoires dans le Développement (CNRS – Université de
13 Montpellier 3 – CIRAD – Université de Montpellier – Université de Perpignan Via Domitia),
14 Route de Mende, 34199 Montpellier Cedex 5, France

15 ^c Université de Nantes, Laboratoire Mer, Molécules et Santé EA 2160, Faculté des Sciences, 2
16 rue de la Houssinière, 44322 Nantes Cedex 3, France

17 ^d EA 4270 Centre de Recherche Interdisciplinaire en Histoire, Histoire de l'Art et Musicologie
18 (Université de Poitiers – Université de Limoges), 8 Rue René Descartes, 86022 Poitiers Cedex,
19 France

20 ^e Harte Research Institute for Gulf of Mexico Studies, Texas A&M University-Corpus Christi,
21 6300 Ocean Drive, Unit 5869, 78412 Corpus Christi, Texas, USA

22 ^f UMI 3376 Takuvik, CNRS/Université Laval, Département de Biologie, Pavillon Alexandre-
23 Vachon, 1045 Avenue de la Médecine, local 2078, Université Laval, Québec (Québec), G1V
24 0A6, Canada

25
26 * Corresponding author:

27 Benoit Lebreton: benoit.lebreton@univ-lr.fr; + 33 516 496 731

28 Audrey Rivaud: audrey.rivaud@univ-montp3.fr

29 Laurent Picot: laurent.picot@univ-lr.fr

30 Benoît Prévost: benoit.prevost@univ-montp3.fr

31 Laurent Barillé: laurent.barille@univ-nantes.fr

32 Thierry Sauzeau: thierry.sauzeau@univ-poitiers.fr

33 Jennifer Beseres Pollack: Jennifer.Pollack@tamucc.edu

34 Johann Lavaud: johann.lavaud@takuvik.ulaval.ca

35

36 **Type of paper:** Research paper

37

38 **Highlights**

39

- 40 - Bare mudflats are the place of a high primary production based on benthic microalgae
- 41 - Bare mudflats provide numerous ecosystem services, some of them remaining unknown
- 42 - Monetary assessments of ecosystem services—core of this approach—are restrictive
- 43 - Marennes-Oléron Bay case study illustrates these limits (e.g. unknown functions)
- 44 - Despite spreading out, the ecosystem service based approach needs to be reconsidered

45

46 **Keywords**

47 Coastal ecosystem; intertidal bare mudflats; ecosystem services; economic valuation; socio-
48 political use.

49

50 **Abstract**

51 Assessments based on monetary valuation of ecosystem services have been increasingly
52 used as a tool to highlight the connection between ecosystems and society. The dissemination
53 of this approach is leading to difficulties and ambiguities related to the use of such assessments
54 in the socio-political realm. Such limits can be stressed using the case study of intertidal bare
55 mudflats. These coastal habitats indeed provide many ecological functions—several being
56 related to the high production of benthic microalgae—but also remain poorly known for some
57 other aspects. The major users of these habitats (i.e. oyster farmers) are still unaware about the
58 trophic role of benthic microalgae, limiting contingent valuation survey methods. Moreover,
59 economic valuation cannot take into account the potentials of mudflats (i.e. undescribed
60 functions) like positive feedbacks related to shellfish farming and provision of bioactive
61 compounds. The lack of physical boundaries in marine systems also strongly reduces the
62 effectiveness of assessments. Lastly, there are concerns that monetary valuation can lead to a
63 commodification of the nature or to the economization of the environment (e.g. appropriation
64 of the environment by users, creation of artificial thresholds). The evaluation of the functions
65 of a socio-ecosystem should not only be restricted to a monetary assessment of its ecosystem
66 services, as this framework may be more reductive than integrative. Some other descriptors—
67 not based on currencies—should be used for ecosystem description.

69 **1. Introduction**

70 Coastal ecosystems host a high biodiversity, play a central role in the biogeochemical
71 cycles of several major elements (e.g. carbon, nitrogen, silica), and are the place of a high
72 biological production (up to 30% of the yearly total production on Earth) (Teal, 1962; Odum,
73 1980; Day et al., 1989; Valiela, 2010). These high diversity and productivity support key
74 economic activities closely connected to coastal ecosystem functioning (e.g. aquaculture,
75 fisheries). Tourism and business activities also highly developed in coastal areas during the last
76 decades due their attractiveness, leading to the development of large infrastructures (e.g.
77 harbors, cities) (Timmerman and White, 1997) and the increase of anthropogenic pressures,
78 having a strong impact on the functioning of these ecosystems (e.g. drying-up by damming,
79 discharges from the catchment basin) (Millennium Ecosystem Assessment (MEA), 2005;
80 OSPAR Commission, 2009). In addition, coastal ecosystems can be highly affected by acute
81 environmental pressures (e.g. storms) as well as global climate change (Ferns, 1983; Breilh et
82 al., 2014). Therefore, management of coastal ecosystems has to be enhanced to better take into
83 account Human-Nature interdependencies in environmental planning. In this aim, managers
84 and stakeholders are in need of integrated (i.e. merging information from ecosystems and
85 societies) and understandable measures that can be used to highlight the importance of
86 ecosystems to the public and policy makers (Niemi and McDonald, 2004).

87 The concept of ecosystem services (ES) appeared to be a relevant approach to highlight
88 Human-Nature interdependencies and the importance of coastal ecosystems for human
89 societies. ES are the varied benefits that humans freely gain from the natural environment and
90 from a properly-functioning ecosystem (MEA, 2005). The concept was introduced in the late
91 1980s as part of a new approach to considering the environment, developed within the
92 ecological economics movement (de Groot, 1987; Costanza and Daly, 1992; Daily, 1997). The
93 aim was to support an instrumental line of reasoning to demonstrate the dependence of human
94 societies on an all-encompassing biosphere, and its indispensable contribution to all economic
95 activities. Economic valuation of ES was indeed developed to warn societies about costs related
96 to the lack of conservation measures (Costanza et al., 1997). A major strength of such an
97 approach is that it can be used to consider the functioning of a socio-ecosystem on its whole.
98 ES-based approaches were widely used as a reference in numerous scientific studies,
99 particularly in the fields of economy (e.g. Farber et al., 2002; Sagoff, 2011; de Groot et al.,
100 2012; Tuya et al., 2014), as well as in ecology (Barbier et al., 2011; Smale et al., 2013; zu
101 Ermgassen et al., 2013; Seitz et al., 2014). As a result, the interest of economic valuation of ES
102 quickly spread through diverse international and national initiatives following an

103 anthropocentric and utilitarian approach (NRC, 2005; MEA, 2005; TEEB, 2010), as it was
104 thought it could be used towards better environmental decision-making. However, as the
105 concept of ES was developed in the aim to manage socio-ecosystems in a more sustainable way,
106 it is of importance to highlight the limits and ambiguities related to this concept for its use in a
107 socio-political framework.

108 Several studies and opinion papers already provide a critical view related to the monetary
109 valuation of ES in ecosystem assessments (e.g. Spash, 2008; Norgaard, 2010; Gomèz-
110 Baggethun and Ruiz-Pérez, 2011; Kallis et al. 2013; Gomèz-Baggethun and Muradian, 2015).
111 Even if some of these papers rely on concrete illustrations (e.g. Kallis et al. 2013; Fisher and
112 Brown, 2015; Rode et al., 2015; Rode et al., 2017), most of them remain quite conceptual,
113 potentially restricting their audience to environmental economists, while, in the meantime, there
114 is still a raise of interest of researchers in ecology and environmental planners in the use of ES
115 based approaches to highlight the role of ecosystems. In this manuscript, we follow a more
116 pragmatic path to complete the conceptual approaches criticizing the monetary valuation of ES
117 that have been carried out for several years: We use a coastal habitat as a case study to first
118 highlight the ecological functions it provides, as well as those that are still poorly known. We
119 then carry out a critical analysis of the monetary valuation of ES referring to this factual
120 ecological approach, and question the usefulness and the relevance of monetary valuation of
121 ES from the viewpoint of its initial aim (i.e. highlight the dependence of human societies to the
122 Nature).

123 The coastal habitat used as a case study are the intertidal bare mudflats, a typical and very
124 widespread habitat in estuaries (Mc Lusky, 1989) (Fig. 1) especially along the European coasts
125 (Scott et al., 2014). A particular focus will be put on the Marennes-Oléron bay mudflats, as this
126 bay hosts the largest network of intertidal bare mudflats in France and has been studied for more
127 than 30 years (Héral et al., 1989; Riera and Richard, 1996; Guarini et al., 2000; Leguerrier et
128 al., 2007; Saint-Béat et al., 2014) (Fig. 2 and 3A). Intertidal bare mudflats play a major role in
129 the functioning of coastal areas due to their high biological productivity (Cahoon, 1999;
130 Blanchard et al., 2006; Kromkamp and Forster, 2006) and their central location among habitats
131 in coastal areas, which supports the enrichment of adjacent terrestrial and marine ecosystems.
132 Important economic activities (e.g. shellfish-farmers, fishermen, shellfish gatherers, tourists,
133 birders) are closely related to the ecological functions provided by intertidal bare mudflats
134 (Atkins et al., 2011; Böhnke-Henrichs et al., 2013; Liqueste et al., 2013). The concentration of
135 these activities on a relatively small area, in addition to expanding coastal urbanization,

136 generates a high pressure on this system; specifically, resource (e.g. water) and landscape use
137 conflicts have been a crucial recurrent problem (Rivaud and Cazals, 2013; Sauzeau, 2014).

138 To highlight the functions (known and supposed) provided by intertidal bare mudflats, a
139 first part of this manuscript describes the functioning of this habitat, with a particular focus on
140 ecological functions. In a second part, we focus on the socio-political use of the concept of ES
141 reviewing the way it changed how societies apprehend Human-Nature relationships, relying on
142 the case study of mudflats. We then question the fundamental issues and ambiguities related to
143 economic valuation of ES.

144

145 **2. The case study of intertidal bare mudflats in the Marennes-Oléron Bay**

146

147 **2.1 A defining feature of intertidal bare mudflats: The high biological productivity of the** 148 **microbial biofilm**

149 Intertidal bare mudflats are characterized by a very high productivity (Blanchard et al.,
150 2006; Kromkamp and Forster, 2006; Saint-Béat et al., 2013, 2014; Van Colen et al., 2014) and
151 production can reach up to $390 \text{ g C m}^{-2} \text{ year}^{-1}$ in the Marennes-Oléron Bay (Guarini et al., 2000).
152 Primary production comes from benthic microalgae, which size ranges from 10 to $150 \mu\text{m}$ (Fig.
153 3C) and which are mainly composed of diatoms (i.e. unicellular brown algae) in temperate
154 intertidal bare mudflats (Haubois et al., 2005; Ribeiro et al., 2013).

155 In fine cohesive sediments (i.e. ‘mud’), as in the Marennes-Oléron Bay, the high biological
156 production rate is supported by a unique combination of physical, chemical and biological traits
157 (Underwood and Kromkamp, 1999; Paterson and Hagerthey, 2001): 1. the high concentrations
158 in nutrients in the sediment pore-water, as well as the peculiar light availability and the
159 temperature modulations at the surface and in the sediment; 2. the behavioral adaptation of a
160 major growth form of benthic diatoms (i.e. epipelon, Round et al., 1990) to this peculiar
161 environment: epipellic diatoms can move freely between sediment particles—a unique ability
162 in the plant kingdom—and typically form biofilms at the sediment surface (Fig. 3B); 3. the
163 essential coupling between benthic (i.e. sediment) and pelagic (i.e. water column) physical and
164 biological processes according to tidal and fortnightly cycles (Saint-Béat et al., 2014).

165 Epipellic diatoms show upward and downward migrations as a function of tidal cycle and
166 photoperiod with a fine tuning by light, temperature and nutrient availability (Admiraal, 1984)
167 (Fig. 4). During emersion, they can form a dense biofilm at the surface of the sediment, where
168 they accumulate the energy they need for their metabolism (i.e. photosynthesis) (Fig. 4). When
169 their energy quota is reached and/or when the timing for the next submersion of the mudflat is

170 close, they move downward into the sediment where they use nutrients and produce new
171 biomass by dividing (Saburova and Polikarpov, 2003). Nevertheless, due to tidal currents and
172 waves, part of the benthic diatoms can be resuspended in the water column on a daily basis, and
173 contribute up to one third of the phytoplankton biomass in the Marennes-Oléron Bay (Guarini
174 et al., 2004). Both the biological cycle occurring in the sediment and its coupling with the water
175 column processes are essential in continuously stimulating the microalgal production (Guarini
176 et al., 2006; Saint-Béat et al., 2014).

177

178 **2.2 Roles of benthic microalgae in the functioning of intertidal bare mudflats and** 179 **ecosystems: the known**

180

181 **2.2.1 Role of benthic microalgae in the functioning of mudflat and estuarine food webs**

182 During emersion, the highly productive surficial algal biofilm (Fig. 3 and 4) fuels a large
183 diversity of trophic groups of consumers: grazers (e.g. *Hydrobia ulvae*), suspension deposit
184 feeders (e.g. *Scrobicularia plana*, *Macoma balthica*), harpacticoid copepods and epistrate
185 feeder nematodes (Plante-Cuny and Plante, 1986; Riera et al., 1996; Haubois et al., 2005;
186 Rzeznik-Orignac et al., 2008), which can themselves reach very high biomasses (Sauriau, 1987;
187 Bocher et al., 2007). Benthic microalgae are a food resource of high quality (Cebrián, 1999) so
188 they are more easily assimilated by consumers than benthic detrital material coming from
189 seagrass or continental inputs (Lebreton et al., 2011). All meiofauna and macrofauna which rely
190 on benthic microalgae are prey species for higher trophic level consumers like shrimps, fish
191 (i.e. mullets, seabasses, flat fishes) (Kostecki et al., 2012; Carpentier et al., 2014) and birds
192 (Saint-Béat et al., 2013), at both juvenile and adult stages, making intertidal bare mudflats
193 essential nurseries for some of these species. These consumers themselves are resources for
194 recreational and professional fishermen, as well as for hunters and birders (Owen and Williams,
195 1976; Feldman et al., 2000; Vasconcelos et al., 2010). Production rates of microalgae may thus
196 directly benefit to the economic activity of professional fisheries and tourism.

197 During immersion, benthic microalgae are resuspended into the water column due to waves
198 and tidal currents, which generates a strong link between benthos and pelagos (Saint Béat et al.,
199 2014) (Fig. 4). As a result, benthic microalgae become available to suspension feeders (Riera
200 and Richard, 1996; Choy et al., 2008) among which some are farmed and/or collected by
201 shellfish farmers, professional fishermen and recreational gatherers (e.g. *Crassostrea gigas*,
202 *Mytilus edulis*, *Tapes philippinarum*, *Cerastoderma edule*). Benthic algae also largely support
203 the pelagic food web when resuspended into the water column, by increasing phytoplanktonic

204 and bacterial productions (MacIntyre et al., 1996; Saint-Béat et al., 2014) that are very likely
205 used by suspension feeders too. Additionally, resuspension of benthic algae allows their export
206 to adjacent ecosystems and habitats (Saint Béat et al., 2014), where they can fuel other food
207 webs.

208 As a result, benthic microalgae support the functioning of habitats (i.e. intertidal bare
209 mudflats) often protected due to their value as a natural heritage (e.g. marine protected areas,
210 nature reserves for migratory birds, hunting reserves), which contribute to the building of a
211 strong territorial image, sometimes of international reputation (ecotourism, birding,
212 gastronomy...). The importance of the ecological functions of the Marennes-Oléron Bay—and
213 particularly of intertidal bare mudflats—has been recognized through the creation of the
214 “natural marine reserve of the Gironde Estuary and of the Charentais Sounds” which covers
215 6500 km² and along 800 km of coastline (decree No. 2015-424 of April 15th, 2015 from the
216 French Ministry of Ecology, Sustainable Development and Energy). Two national nature
217 reserves have also been created in order to preserve large surfaces of intertidal bare mudflats:
218 the Moëze-Oléron nature reserve, located in the Marennes-Oléron Bay, and the Aiguillon Bay
219 nature reserve, located in the north of the Marennes-Oléron Bay (Fig. 2), covering large surfaces
220 of intertidal bare mudflats as well.

221

222 **2.2.2 Importance of benthic microalgae production in supporting shellfish farming**

223 Benthic microalgae are a major food resource for oysters farmed in and close to intertidal
224 bare mudflats (Riera and Richard, 1996; Kang et al., 2003). Oyster farming has a central role
225 in the attractiveness of coastal areas and strongly participates to the identity of the Marennes-
226 Oléron Bay and its associated intertidal bare mudflats. Oyster farming for business purpose has
227 been carried out on the intertidal bare mudflats of the Marennes-Oléron Bay since the last third
228 of the 19th century. Since 1853, the French government started to consider intertidal bare
229 mudflats as maritime public domain and allowed oyster farmers to use them under a rental
230 regime (Sauzeau, 2005). Nowadays, oyster farming is an important social and economic activity
231 of the Charente Maritime French department (6 864 km²) from which the Marennes-Oléron
232 Bay belongs to (Fig. 2), with yearly revenues of more than 300 million € after the Regional
233 Authority for Food, Agriculture and Forests of Poitou-Charentes (Direction Régionale de
234 l'Alimentation, de l'Agriculture et de la Forêt de Poitou-Charentes, 2012). At the national level,
235 the Charente Maritime department is the first area for shellfish farming, both in terms of
236 employments and farmed areas (Girard et al., 2009). The Charente Maritime department hosts
237 the highest number (i.e. one third) of shellfish farming businesses in France, with 90 % (i.e. 908

238 businesses) dedicated to oyster farming after the Regional Committee for Shellfish Farming
239 (Comité Régional de la Conchyliculture de Poitou Charentes, 2011). At the European level, the
240 Charente Maritime department is at the first rank for the commercialization of the Pacific
241 cupped oyster (*Crassostrea gigas*). The Charente Maritime department is also the only area in
242 France where all the steps requested in the oyster production cycle can be carried out, from the
243 collection of the spat in intertidal areas (Fig. 5A and B) to the fattening in ponds (Fig. 5F), until
244 commercialization. Large areas of intertidal bare mudflats are used for oyster farming, where
245 oysters are grown in plastic bags on metal trestles (Fig. 5C and D). Natural oyster reefs are also
246 common at the vicinity of intertidal bare mudflats (Fig. 5E).

247 This historical importance of oyster farming led to multiple and complex connections with
248 the territory. This activity indeed leads to the production of a product of high traditional value
249 (i.e. oysters), symbolizing a specific corporate image and the healthy quality of the environment
250 where oyster farming takes place (Grelon, 1978). Oysters farmed in the Marennes-Oléron bay
251 are indeed certified, based on two national quality labels and a protected geographical indication
252 (i.e. a certification of origin and of quality for agricultural products and foodstuffs awarded by
253 the European Union). Such quality labels and certifications highlight the crucial economic
254 importance of the oyster farming in the Marennes-Oléron Bay at both national and international
255 levels. They obviously strengthen the identity and the patrimonial dimension of shellfish
256 farming in the Marennes-Oléron Bay and in Charente-Maritime (Bérard et al., 2008).

257

258 **2.3 Roles of benthic microalgae in the functioning of intertidal bare mudflats and** 259 **ecosystems: the unknown**

260 The studies carried out on the functioning of the intertidal bare mudflats during the last
261 decades have provided a large amount of information about their functioning. But there are still
262 important fields of research to develop on this habitat, some related to new research topics, and
263 some related to the connection of this habitat with coastal ecosystems on their whole. Our aim
264 here is not to provide an exhaustive review of research topics related to intertidal bare mudflats,
265 but to highlight that knowledge is still lacking in some scientific fields.

266

267 **2.3.1 Potentially valuable bioactive compounds provided by benthic microalgae**

268 Benthic diatoms display a high degree of taxonomic, phylogenetic and functional diversity
269 (Kooistra et al., 2007), including several growth forms mainly characterized by their habitat
270 (i.e. more or less cohesive sediments) and their ecophysiology (Barnett et al., 2015). Related to
271 this diversity, they synthesize a large range of molecules, which some are bioactive compounds,

272 with an obvious potential to identify and develop new drugs or innovative products (Hess et al.,
273 2018). Uses include the synthesis of carbon neutral biofuels, pharmaceuticals, health foods,
274 bioactive compounds, materials relevant to nanotechnology, and for bioremediation of
275 contaminated water (Bozarth et al., 2009). While applications in biofuel (Levitan et al., 2014)
276 and nanotechnology (Dolatabi, 2011) activities have recently received a major interest, this is
277 less the case for bioactive compounds and their potential applications in human health and food,
278 animal feed, cosmetics and nutraceuticals industries. We identified two types of bioactive
279 compounds synthesized by benthic diatoms that appear of special interest for future
280 biotechnological or pharmaceutical applications: exopolysaccharides (EPS) and pigments.

281 EPS are extracellular polymeric substances containing different types of complex
282 assemblages of polysaccharides and proteins (Urbani et al., 2012). Beyond their role in
283 stabilizing sediment and counteracting the sediment erosion in bare mudflats (Stal, 2010), EPS
284 from benthic diatoms are well known to having anti-bacterial properties (Amin et al., 2012).
285 For instance, the diatom *Navicula phyllepta*, which is the dominant species of epipellic diatom
286 in the mudflat of the Marennes-Oléron Bay (Haubois et al., 2005), has a specific anti-bacterial
287 activity (i.e. inhibition of biofilm formation) on *Flavobacterium* sp., a genus of bacteria
288 inhabiting bare mudflats, and known to be involved in cold water disease in wild and farmed
289 salmonid fish (Duchaud et al., 2007; Dohgri et al., 2017). Diatom EPS could consequently be
290 of potential interest in food and feed industries, and in medical and pharmaceutical applications.
291 Two types of diatom inhabit intertidal habitats: epipellic diatoms, which use EPS to support their
292 motility in cohesive sediment, and epipsammic diatoms, which use EPS to more or less firmly
293 attach to less cohesive (i.e. sandier) sediment (Underwood and Paterson, 2003). Because of
294 their different behavior in the sediment, these two types of benthic diatoms are likely to
295 synthesize different quantities and types of EPS as previously observed for different growth
296 forms of planktonic diatoms (Amin et al., 2012), making intertidal habitats, and especially
297 Marennes-Oléron mudflats (de Brouwer et al., 2003), a potentially large reserve of a high
298 diversity of bioactive compounds.

299 These distinct behaviors among benthic diatoms additionally drive differential responses
300 to their light, temperature and salinity environment (Barnett et al., 2015; Laviale et al., 2015;
301 Juneau et al., 2015) including synthesis of different quantities of ‘photoprotective’ pigments
302 such as carotenoids. Precisely, xanthophyll carotenoids (e.g. diadinoxanthin, diatoxanthin),
303 which are quasi-exclusive to diatoms (Kuczynska et al., 2015), are in higher amounts in
304 epipsammic than in epipellic diatoms (Barnett et al., 2015; Blommaert et al., 2017). Xanthophyll
305 carotenoids are well-known antioxidants (i.e. scavengers of intracellular oxygen radicals) and

306 are thus bioactive compounds of special interest for many profitable industries (Guedes et al.,
307 2011; Christaki et al., 2012) including foods and feeds (Christaki et al., 2011), medical and
308 pharmaceutical applications (e.g. cancer phototherapy, prevention of age-related macular
309 degeneration) (Picot, 2014) and dermocosmetics (i.e. sun protection, aging prevention) (Abida
310 et al., 2013).

311

312 **2.3.2 Importance of mudflats in global carbon and nutrient cycles**

313 Microalgae contribute to production of atmospheric O₂ through photosynthesis and can
314 mitigate the on-going atmospheric CO₂ increase (Raven, 2017)—that drives global warming—
315 as they use it for their growth. It is likely that benthic microalgae have a strong role in this
316 function due to their very high production rate (Guarini et al., 2000), even if areas of intertidal
317 bare mudflats are only located along shorelines. Information about the role of benthic
318 microalgae in this cycle exists at the scale of the habitat (Underwood and Kromkamp, 1999)
319 but there is now a need to assess this role at a more global scale, likely through modeling. Such
320 assessments are complex to carry out due to methodological issues, as they rely on large spatial
321 datasets, implying considerable sampling efforts.

322 Benthic diatoms also play a very important role in nutrient cycles, especially N and Si, as
323 the frustule of benthic diatoms is made of silica. Intertidal bare mudflats are located at the mouth
324 of estuaries, where high loads of nutrients (i.e. nitrogen) can be released. Thanks to their high
325 production rate, benthic microalgae can reduce eutrophication, and therefore limit the blooms
326 of toxic phytoplankton and macroalgae (Valiela et al., 1997; Anderson et al., 2002). As for CO₂
327 trapping, it is of high need to assess at the ecosystem scale the role of intertidal bare mudflats
328 in the trapping of these nutrients. As for CO₂ trapping, such assessments are challenging as they
329 rely on accurate estimations of biomasses and production at a large spatial scale.

330 Recent advances in satellite remote sensing based on microalgal pigment reflectance now
331 enable to decipher the spatial and temporal dynamics of microalgal biomass at the scale of an
332 entire mudflat, and may therefore be very useful for large scale assessments (Méléder et al.,
333 2010) (Fig. 6). This ecosystem-scaled approach recently permitted to understand 1. the seasonal
334 and interannual variations of microalgal biomass (van der Wal et al., 2010; Benyoucef et al.,
335 2014), 2. the negative impact of extreme climate events such as heat waves (Brito et al., 2013),
336 3. the tight relationship between microalgal biomass and human activities, such as oyster
337 farming (Kazemipour et al., 2012). The successful launch of the European Space Agency
338 Sentinel-2 satellite with its high resolution optical sensors and high revisit frequency (Gernez
339 et al., 2017) will certainly increase the capability to analyze macro-scale spatio-temporal

340 variations of benthic microalgae. However, the most promising advances will probably come
341 from hyperspectral sensors that will soon be available onboard satellite. High spectral resolution
342 has the potential to discriminate the main groups of benthic microalgae, as well as macroalgae
343 and aquatic plants (Barillé et al., 2017), and to infer primary production (Méléder et al., 2018).

344

345 **3. Socio-political use of the ES concept**

346 In view of this presentation, the ES concept appears to be an analytical framework that can
347 be easily mobilized to highlight the functions provided by coastal ecosystems to human
348 societies: e.g., the primary production of benthic microalgae as a supporting service, the
349 nitrogen removal as a regulating service (Table 1). Nevertheless, the conversion of ecological
350 functions into ES could be perilous. Given that the ES concept is clearly and intrinsically linked
351 to the objective of the sustainable management of socio-ecosystems, it is essential to question
352 the socio-political use of the ES concept. Indeed, what can be said regarding the mobilization
353 of ES in the framework of public policies and institutional reforms that aim to integrate the
354 environmental challenge into the development model of contemporary society?

355

356 **3.1. From ecological concerns to a tool used for ecosystem assessment**

357 The aim of the ES approach, developed within the ecological economics movement (de
358 Groot, 1987; Costanza and Daly, 1992; Daily, 1997), was to demonstrate the dependence of
359 human societies on biosphere and its indispensable contribution to all economic activities. The
360 objective was to propose, as part of a systemic approach, a series of conceptual innovations to
361 reformulate the analytic frameworks of environmental economics, which were considered as
362 too simplistic and often unrealistic (Norgaard, 1989). As previously described using the
363 intertidal bare mudflats of the Marennes-Oléron Bay as a case-study, the application of this
364 concept involves consideration of ecosystems for their functions as well as the services
365 provided to society by these functions.

366 However, there has been a more specific nature of the socio-political use of the ES concept
367 since the late 1990s, following the publication of the well-known article by Costanza et al.
368 (1997). Adopting the language of monetary valuation, Costanza et al. (1997) estimated the
369 annual value of ES to be about US\$33 trillion in 1995 dollars, which would have equated to
370 US\$46 trillion in 2007 dollars (this value was updated to US\$125 trillion in 2007 dollars in
371 Costanza et al. (2014)). The aim of this calculation of substantial economic value of ES was
372 intended to alert policymakers to the fundamental role of wildlife for human well-being and the
373 need to curb environmental damage.

374 In doing so, the pragmatic nature of the economic valuation of ES struck a chord in the
375 academic world, and from the 2000s it emerged as a language that was considered relevant in
376 the political arena. Major initiatives carried out at the international level—such as the MEA
377 (2005), which provides a reference classification for ES, or TEEB (2010) with its focus on
378 “making nature’s value visible” to support public decision-making—are more or less along
379 these lines and use ES as a framework. Several monetary valuation exercises on the market and
380 non-market values of ES have been carried out at various scales (Breeze et al., 2015; Remme
381 et al., 2015; D’Amato et al., 2016). In addition to its use as a mean of raising awareness among
382 human societies, as endorsed and reaffirmed by Costanza et al. (2014), economic valuation is
383 progressively seen as an essential tool of governance assistance: “You cannot manage what you
384 do not measure” (TEEB, 2010).

385 Moreover, by demonstrating the value of nature, the ES economic valuation exercise
386 transforms the relationship between the socio-economic sphere and the environment. The
387 integration of environmental concerns is no longer viewed solely from the perspective of an
388 obligation (i.e. a system to preserve), but can also be seen as an economic opportunity (i.e. a
389 system to exploit) (Girouard, 2010). This shift corresponds to the emergence of the idea of the
390 green economy, which is less exploitative and damaging in terms of the environment, while
391 also potentially providing a source of investment and innovation, which is progressively
392 becoming part of an inclusive growth concept encompassed by the term “Green Growth” (The
393 World Bank, 2012).

394 As a result, economic valuation of ES became a cornerstone in the scientific and political
395 arenas for the understanding of sustainability issues (Prévost, 2016). The large range of aims of
396 the economic valuation of ES is nevertheless questioned in both the academic literature and in
397 public debate. Beyond the argument of pragmatism related to ES valuation developed during
398 the last 20 years, our aim is to question more precisely how ES valuation has changed the
399 representation and the construction of human-nature relationships. To this end, we based our
400 analysis on diverse international environmental conventions. These conventions can indeed be
401 considered as a system for the production of formal social rules, with the purpose of organizing
402 interactions between human activities and the environment. This step in the reasoning process
403 is a prerequisite to further question the benefits of the ES concept within the framework of the
404 Marennes-Oléron bay intertidal bare mudflat case study.

405

406 **3.2. An evolution of the representation of human-nature relationships**

407 The dissemination of the ES concept is part of a significant evolution of the relationship
408 between society and nature, a first sign of which was identified at the Rio United Nations
409 Conference on Environment and Development in 1992. While this conference put
410 environmental and development issues at the forefront of the international community's
411 concerns, it also marked a break in the definition of the value of nature, which until then had
412 been considered independently of its direct value to humans. Indeed, international conventions
413 adopted after the 1972 Stockholm Conference emphasized the heritage aspect of nature and the
414 intrinsic dimension of its value: the 1979 Bonn Convention on Migratory Species recognizes in
415 its preamble that "wild animals (...) are an irreplaceable part of the earth's natural systems"; the
416 Bern Convention on the Conservation of European Wildlife and Natural Habitats, also signed
417 in 1979, states that "wild flora and fauna constitute a natural heritage of aesthetic, scientific,
418 cultural, recreational, economic and intrinsic value"; the World Charter for Nature proclaimed
419 in 1982 explicitly acknowledged that "every form of life is unique, warranting respect
420 regardless of its worth for humans, and, to accord other organisms such recognition humans
421 must be guided by a moral code of action". The aim of all these texts is to emphasize, from a
422 perspective known as ecocentric, the value of nature per se, and on the moral dimension of the
423 recognition of this value as applied to all living organisms (Prévost et al., 2016).

424 The change in perspective that occurred in 1992 during the Rio conference concerns the
425 introduction of an anthropocentric foundation as a motive for conservation and environmental
426 management. In the Convention on Biological Diversity that resulted from this conference, the
427 intrinsic value of nature is not entirely denied. Indeed it is stated in the preamble that the
428 contracting parties are "conscious of the intrinsic value of biological diversity and of the
429 ecological, genetic (...) values of biological diversity and its components". However, an
430 important part of the debate has concerned the economic losses related to the erosion of
431 biodiversity and, on the other hand, the economic opportunities related to its exploitation.
432 Recognizing for each state "the sovereign right to exploit their own resources pursuant to their
433 own environmental policies, and the responsibility to ensure that activities within their
434 jurisdiction or control do not cause damage to the environment of other States or of areas
435 beyond the limits of national jurisdiction" (Article 3), the Convention ultimately contains a
436 major contradiction with regard to the consideration according to which biodiversity is "a
437 common good of humanity, a world heritage, etc." (Tsayem Demaze, 2009). Thus, the text
438 places great emphasis on the utility or economic and industrial value of biodiversity and
439 biotechnologies, to the detriment of the preservation of ecosystems as a habitat for fauna and
440 flora. In this text, biodiversity is not granted with the status as a common heritage of humanity.

441 In this specific context, the introduction and dissemination of the ES concept carries an
442 anthropocentric representation of human-nature relationships. It also provides an analytical
443 framework leading to a new definition of the value of the nature (McCauley, 2006; Sagoff,
444 2008). This value would fundamentally depend on the benefits derived from ecosystems by and
445 for humans for their survival and/or well-being. In other words, the concept of the intrinsic
446 value of nature is progressively being replaced by a utilitarian acceptance of value, which was
447 reaffirmed in the 2010 Nagoya Protocol on Access to genetic resources and the fair and
448 equitable sharing of benefits arising from their utilization. This protocol recognizes that the
449 public awareness of the economic value of ecosystems and biodiversity, as well as the sharing
450 of this economic value with “the custodians of biodiversity are key incentives for the
451 conservation of biological diversity” (Preamble). As a result, this protocol potentially
452 challenges the mechanisms and the tools used in environmental management, as these tools are
453 issued from the fundamental principles of prevention and precaution (Naim-Gesbert, 2014;
454 Prieur, 2011). These mechanisms and tools are questioned in favor of a procedure highlighting
455 and protecting ES. This procedure is based on incentive and contractual management
456 instruments, which fall under the category of Market Based Instruments (Gómez-Baggethun
457 and Muradian, 2015).

458 By applying this reasoning to the case study of the Marennes-Oléron Bay intertidal bare
459 mudflats, we emphasize the decisive role of scientific knowledge on the functioning of the
460 ecosystem to envisage management measures based on ES. At present, although we are able to
461 accurately describe various ecosystem functions, as demonstrated above, the scientific
462 community acknowledges that all of the mechanisms of interaction between humans and the
463 environment are not perfectly understood. For example, a good account has been made of the
464 benthic microalgae-based food web (Leguerrier et al., 2007; Saint-Béat et al., 2014), which
465 makes it possible to state that this habitat is favorable to the development of oyster farming and
466 satellite remote sensing has recently shown that oysters have a positive impact on benthic
467 microalgae (Echappé et al., 2018). In contrast, knowledge about the impact of human activities
468 on primary production (i.e. the feedback effects) is in its infancy. For instance, would a change
469 in the use of the foreshore by oyster farmers have an impact on production and on the
470 microalgae biomass on mudflats¹? As a result, the issue of preservation in the name of existing

¹ A research program (2015-2018) funded by the Fondation de France is currently underway on this issue “DYCOFEL: Human-Nature Interdependencies: Dynamic analysis of the relationships between changes of practices in shellfish farming and functioning of coastal ecosystems”.

471 services is becoming restrictive. Similarly, the largely unexplored potential of mudflats in terms
472 of valuable bioactive compounds for health, for example, are related to future scientific
473 discoveries and therefore difficult to take into account when assessing ecosystem services. One
474 of the questions that accompanies the development of the ES-based approach ultimately relates
475 to the key role of expertise in our understanding of human-nature relationships (Carpenter et
476 al., 2009), and consequently to the ability of this analytical framework to take into account
477 functions and services that are not yet known at the time of the description of a given ecosystem.

478 In addition, the evolution of society's relationship to nature, which has led to the latter
479 being evaluated and accounted for in terms of the benefits derived from ecosystems, implies
480 that the values obtained, particularly through economic analysis, are sufficiently meaningful to
481 inform public decisions. At this stage, it is important to highlight the difficulties and even
482 ambiguities that persist around the production of these economic values and their use.

483

484 **3.3. From difficulties to ambiguities of the monetary assessment of ES**

485 As we have already underlined, the economic and monetary assessment of ES raises high
486 hopes for environmental management (NRC, 2005). This evaluation is based on a sequential
487 logic, in which life sciences reveal the functions of ecosystems in terms of supply, regulation
488 and/or support, for which economists seek to translate the functional value into monetary units
489 using technical equipment that is supposedly neutral and objective (i.e. methods that have been
490 used in the field of environmental economics since the 1970s, which aim to show the
491 preferences of economic agents for nature). The economic and monetary valuation of
492 ecosystems thus produced would have several applications (Laurans et al., 2013) as summarized
493 in table 2.

494 While economic valuation is now a major component of the way in which environmental
495 issues are addressed in the perspective of ES, it is however subject to major criticism. Without
496 attempting to be exhaustive, given the abundant literature on the subject (e.g. Chee, 2004;
497 Gómez-Baggethun and Ruiz-Pérez, 2011), it seems that the debate on the monetary assessment
498 of ES revolves around two main themes: 1. The capacity of the economy and its tools to produce
499 a meaningful value for nature; and 2. The purpose of the economic value produced. In this
500 section we aim to illustrate these two lines of criticism using the case study of the intertidal bare
501 mudflats of the Marennes-Oléron Bay.

502

503 **3.3.1. The difficulties of ES valuation**

504 The first theme reflects the long-running criticism of the environmental assessment
505 methods of neoclassical economics (Daly, 1992) and relates to several difficulties, the most
506 important ones, in relation to our study, are discussed here.

507 Firstly, most valuation methods concerning ES are based on the contingent valuation
508 survey methods. The main objective of these methods is to give a price to environmental goods
509 or services in cases where either the market fails to do so, or there is simply no relevant market.
510 To some extent, these methods are a substitute for markets and they reproduce the same
511 mechanism, i.e. the expression of an informed choice after a rational trade-off between gains
512 and losses regarding the different alternative choices. It refers to individual preferences, either
513 revealed by actual behavior or stated in surveys. Yet, the main failures of individual choice
514 concerning the value of ES are due to a lack and asymmetry of information: economic agents
515 may have no familiarity with a particular service, or have no understanding of its benefits
516 (Pritchard et al., 2000; Salles, 2011). Moreover, agents may misinterpret or lack knowledge
517 about the ecological processes they have an involvement with and, as a result, may not be able
518 to assess their whole mechanisms and effect of their choices on these ecological processes. Such
519 a limitation may be extended to include a lack of knowledge concerning the impact of ecological
520 processes on the well-being of other individuals, and that of future generations (Medvecky,
521 2012). This limitation is striking in the case of intertidal bare mudflats as even the shellfish
522 farmers—who are the major economic agents in intertidal bare mudflats—do not suspect any
523 role of the benthic microalgae and of intertidal bare mudflats in oyster farming processes.

524 Secondly and more broadly, economic evaluation is limited by the state of scientific
525 knowledge at a time t on the functioning of ecosystems and on the nature of the dependencies
526 with human societies, as mentioned in 3.2. In other words, such an evaluation cannot take into
527 account the potential of ecosystems in terms of functions that are yet to be described, related to
528 ecological processes that are less well known, which runs the risk of underestimating their
529 importance. This is typically the case for habitats like intertidal bare mudflats, the functioning
530 of which has been much less studied than some other types of coastal or terrestrial habitats. To
531 our knowledge, the first systemic descriptions of intertidal bare mudflat functioning were done
532 in the late 1970s (Warwick et al., 1979; Admiraal, 1984; Asmus and Asmus, 1985), in contrast
533 to other coastal habitats that have been studied for much longer (e.g. salt marshes, seagrass
534 beds...) (Teal, 1962; Thayer et al., 1975; Kikuchi and Pérès, 1977). The first ecosystem
535 valuation of a coastal habitat was thus carried out in marshes in 1974 (Gosselink et al., 1974;
536 Odum and Odum, 2000). As a result, there is much less scientific knowledge about intertidal
537 bare mudflats even though they also provide very important functions (see 2). The lower level

538 of interest shown by human societies, including scientists, is very likely related to the
539 microscopic size of its main primary producers (i.e. benthic microalgae) and of some very
540 important groups of consumers (e.g. microfauna, nematodes, benthic copepods) which makes
541 these systems less attractive and much more complex to study. Even though some people (e.g.
542 shellfish farmers, professional and recreational fishermen) are highly dependent on the
543 ecological functions of microalgae in bare mudflats, they do not take these microorganisms into
544 consideration, nor do they even know their role or existence, because they are not directly
545 observable. Changes to the population structures of microalgae or its consumers are therefore
546 usually invisible to almost all users of this habitat. Moreover, the identification of ES and of
547 human-nature interdependencies is getting more complex in ecosystems highly connected to
548 adjacent ones and which boundaries are sometimes difficult to define, as functioning of these
549 systems also relies on larger scale processes (e.g. freshwater inflows, meteorological processes,
550 animal migrations). This is typically the case in coastal ecosystems like intertidal bare mudflats,
551 as their functioning is generally very complex due to tight connections to open waters and
552 drainage basin, leading to important flows of matter and energy between these systems. Another
553 issue is the structure of coastal ecosystems which is strongly based on gradients (e.g. salinity
554 gradients in estuaries, nutrient gradients in water), which means there is a lack of clear
555 boundaries between systems (Day et al., 1989; McLusky, 1989).

556 Along these lines we can mention, thirdly and finally, that a significant part of the
557 criticism concerns the fact that economic assessment methods are more or less unable to take
558 into account factors such as system complexity, time, uncertainty, threshold effects and
559 potential irreversibility (Georgescu-Roegen, 1971; Daily et al., 2000; Daly and Farley, 2004).
560 This is particularly true for coastal ecosystems, as their functioning is driven by many abiotic
561 parameters (e.g. light, temperature, nutrient concentrations...) leading to complex temporal
562 variations that range from daily (i.e. tides) to annual (i.e. seasons) and decadal (i.e. North
563 Atlantic Oscillation, El Niño Southern Oscillation) fluctuations. Coastal ecosystems are also
564 highly sensitive to irreversible impacts, such as diseases (Den Hartog, 1987), invasive species
565 (Daehler and Strong, 1996) that can easily spread through these systems following their
566 introduction via aquaculture or ballast waters, or as a consequence of species migration related
567 to global change (Bax et al., 2003). Moreover, it is acknowledged that if the different
568 components of an ecosystem are studied individually, the combination of the attributes of each
569 component does not reflect the overall attributes. Some attributes of an ecosystem, known as
570 emergent properties, can indeed only be revealed when assessing the ecosystem on its whole
571 (Leguerrier et al., 2007). However, the approach that aims to evaluate ES necessarily involves

572 segmentation, which only provides a partial representation of the system (Turnhout et al., 2013).
573 As a result, issues related to a piecemeal approach, which is potentially disconnected from the
574 functioning of complex ecosystems, incur a risk that should be highlighted.

575

576 **3.3.2. Pricing: for what purpose?**

577 By placing the issue of economic value at the heart of the environmental challenge, and by
578 building on the analytical reference tool that exists in the field of standard economic theory, the
579 ES approach is ultimately limited (Norgaard, 2010). While economic modeling should not
580 necessarily be avoided on the grounds that it involves major simplifications of a complex
581 reality, we should, particularly in relation to nature, use the results of such modeling with
582 extreme caution (Costanza et al., 2014). This observation leads us to the second theme of the
583 debate, which is triggered by the development of the economic valuation of ES.

584 Some of the literature indeed highlights a concern for the purpose of the economic value
585 generated (Gómez-Baggethun and Ruiz-Pérez, 2011; Arsel and Büscher, 2012). There is a
586 particular emphasis on the fear that the monetary assessment of ES is a first step towards the
587 commodification of the environment (McCauley, 2006; Turnhout et al., 2013). The promotion
588 of conservation instruments such as payments for ES plays a significant role in the expression
589 of this fear (Karsenty and Ezzine de Blas, 2014). More broadly, the growing use of market-
590 based instruments based on the monetary assessment of nature is sometimes regarded as part of
591 the commodification of the environment, which is part of an extension of the neoliberal logic
592 (Parr, 2015; Knox-Hayes, 2015). It should however be noted that this particular criticism is
593 based on the superficial equation of economic theory with its practical implementation and the
594 tendency to label the whole system as neoliberal, ranging from research to decision-making
595 bodies, while the practical application of this type of instrument shows that the market is only
596 rarely called upon (Vatn, 2010; Muradian and Rival, 2012). Such misconceptions generate
597 confusion, weakening the initial aim of economic valuation of nature, which was to highlight
598 the importance of the environment to human societies (Prévost, 2016).

599 While the monetary assessment of ES does not necessarily imply the commodification of
600 nature, the importance of the economic value of ES in the construction of environmental public
601 choices seems to leave aside at least three important societal issues. The first relates to the
602 rationale of the appropriation of the value of ES, a subject that remains little studied. We are
603 still at the point of discovery regarding the economic value of services from ecosystems.
604 However, through the use of economic valuation, the preservation of ecosystems tends to be
605 part of a rationale of financial incentives to adopt practices for the benefit of the environment.

606 If, for example, an economic assessment was to be carried out on the positive effects of oyster
607 farming (e.g. increase of water quality, coastline protection) (Grabowski et al., 2012) on the
608 Marennes-Oléron Bay ecosystem, would oyster farmers request payments in return for the
609 services that they consider they provide to this ecosystem, in the same way as European farmers
610 are remunerated for agricultural multifunctionality? (Potter and Tilzey, 2007). In the absence
611 of a democratic debate on large-scale property rights, it is quite possible that the development
612 of pricing metric approaches may open new spaces of appropriation (Dempsey and Robertson,
613 2012).

614 The second issue is that monetary valuation creates artificial thresholds for funding
615 ecosystem conservation and restoration actions. Many ecosystem services are likely difficult to
616 price (see 3.3.1), for example, ecosystem protection is often driven by cultural services (e.g.
617 sense of place), which may carry less weight than provisioning services (e.g. food production)
618 when translated to economic terms. Incomplete monetary valuation of ecosystem services can
619 result in insufficient funds to compensate for habitat or ecosystem loss; in this case, the value
620 for restoring an area of habitat is unequal to the amount that area of habitat is worth (Fisher and
621 Brown, 2015).

622 The last issue relates to the effective power of the monetary value of ES in the context of
623 environmental degradation. Recent experimental work (Rode et al., 2017) highlighted the fact
624 that monetary justifications do not systematically play their intended role of raising the alarm.
625 Indeed, the authors point out that arguments citing the loss of ES (without attaching a monetary
626 value) significantly reduce the approval rating of experiment participants regarding the
627 construction of environmentally damaging infrastructure, while moral-ecological arguments
628 seem even more likely to lead to the rejection of proposed developments (a combination of the
629 two argument types leads to the highest rejection rates for infrastructure installation). Taking
630 the monetary values of ES into account, on the other hand, can either decrease or increase the
631 approval for the installation of infrastructure (Rode et al., 2017). Therefore, it seems legitimate
632 for us to question the necessity of monetary valuation for environment and ecosystem
633 protection, especially since the values obtained are highly debatable.

634

635 **4. For a return to the use of non-monetary synthetic descriptors**

636 While monetary valuation of ES does not appear as a good tool for management and
637 decision making (Table 3), there is still a real need to use synthetic descriptors of ecosystem
638 functioning. We suggest that such descriptors should not be based on anthropocentric units such
639 as currencies. Such non-anthropocentric units have already been developed for a long time, such

640 as the “emergy” (spelled with an “m”), which is a descriptor taking into account all the energy
641 used or transformed to product a good or a service. This descriptor can also be described as the
642 “memory of the energy used to produce something”, leading to the term emergy (see more in
643 Odum and Odum, 2000). Foundation of this approach is based on the principle that an
644 ecosystem is producing goods and services in their whole, contrary to valuation methods which
645 are based on their usefulness as seen by users, which is very relative. Ecological network
646 analyses and their related indices (Baird, 2011; Niquil et al., 2011) are also very promising
647 approaches to better assess the functions provided by a habitat or an ecosystem as these
648 approaches are systemic and can be carried out at the ecosystem scale. It has been recently, and
649 successfully, used for intertidal bare mudflats (Saint-Béat et al., 2013, 2014). Such approaches
650 could therefore be used to describe the functioning of ecosystems, as well as their importance
651 to societies, without relying on monetary assessments.

652

653 **5. Conclusion**

654 In theory, the concept of ES appears as providing an interesting framework to highlight the
655 significance of ecosystems to human societies, and the use of ES-based approaches for the
656 valuation of ecosystems and of their functions is tempting. Nevertheless, a cautious position
657 should be adopted regarding this approach. The concept of ES itself has been already largely
658 criticized in the literature. Beyond these epistemological considerations, the case study of
659 intertidal bare mudflats points out issues related to the assessment of the monetary value of ES
660 in their whole. This habitat indeed provides many ecological functions, among which many of
661 them are not yet known. As a result, comprehensive analyses of such socio-ecosystems cannot
662 be restrained to an ES-based approach, which is more reductive than holistic, and then may be
663 risky. In the case of intertidal bare mudflats, such an approach would indeed not take into
664 account some important but barely known—or even undescribed—, ecological potentials of
665 this habitat. It would be relatively reductive as well because the transfer of knowledge about
666 ecological functions of this habitat to economical agents has not yet been done. We therefore
667 recommend researchers and environmental planners to rely on other synthetic descriptors that
668 are not based on currencies.

669

670 **Acknowledgements**

671 The authors thank the CNRS (PEPS ESERE call 2013), the University of La Rochelle
672 (ACI call 2014). This Work was supported by grants from the Fondation de France (‘Quels
673 littoraux pour demain ?’ call 2014). The CNES (Centre National d’Etudes Spatiales) is

674 acknowledged for the ISIS program regarding the use of SPOT satellite products. Picture in
675 figure 5F is from CRC-Poitou-Charentes. Pictures in figure 3 are from Johann Lavaud,
676 Alexandre Barnett and Benoit Lebreton. We are thankful to Cécilia Pignon-Mussaud for the
677 map she provided in figure 2 and to Clément Mathieu. Authors are grateful to the two reviewers,
678 which comments greatly improved the manuscript.

679

680 **References**

- 681 Abida, H., Ruchaud, S., Rios, L., Humeau, A., Probert, I., De Vargas, C., Bach, S., Bowler, C.,
682 2013. Bioprospecting marine plankton. *Marine Drugs* 11, 4594-4611.
683 <http://doi.org/10.3390/md11114594>
- 684 Admiraal, W., 1984. The ecology of estuarine sediment-inhabiting diatoms. In: Round, F.E.,
685 Chapman, D.J. (Eds.), *Progress in phycological research*. Volume 3. Biopress, Bristol,
686 United-Kingdom, pp. 269-322.
- 687 Amin, S.A., Parker, M.S., Armbrust, E.V., 2012. Interactions between diatoms and bacteria.
688 *Microbiology and Molecular Biology Reviews* 76, 667-684.
689 <http://doi.org/10.1128/MMBR.00007-12>.
- 690 Anderson, D.M., Glibert, P.M., Burkholder, J.M., 2002. Harmful algal blooms and
691 eutrophication: Nutrient sources, composition, and consequences. *Estuaries* 25, 704-726.
692 <http://doi.org/10.1007/BF02804901>
- 693 Arsel, M., Büscher, B., 2012. Nature™ Inc.: Changes and continuities in neoliberal
694 conservation and market-based environmental policy. *Development and Change* 43, 53-
695 78. <http://dx.doi.org/10.1111/j.1467-7660.2012.01752.x>
- 696 Asmus, H., Asmus, R., 1985. The importance of grazing food chain for energy flow and
697 production in three intertidal sand bottom communities of the northern Wadden Sea.
698 *Helgoländer Meeresuntersuchungen* 39, 273-301.
- 699 Atkins, J.-P., Burdoon, D., Elliott, M., Gregory, A.J., 2011. Management of marine
700 environment: Integrating ecosystem services and societal benefits with DPSIR
701 framework in a system approach. *Marine Pollution Bulletin* 62, 215-226.
702 <http://dx.doi.org/10.1016/j.marpolbul.2010.12.012>
- 703 Baird, D., 2011. Spatial and temporal models of energy and material dynamics in flow networks
704 of estuarine and coastal ecosystems. In: Wolanski, E., McLusky, D.S. (Eds.), *Treatise on*
705 *estuarine and coastal science*. Volume 9. Academic Press, Waltham, USA, pp. 59-91.
706 <http://doi.org/10.1016/B978-0-12-374711-2.00909-8>

- 707 Barillé, L., Le Bris, A., Méléder, V., Launeau, P., Robin, M., Louvrou I., Ribeiro L., 2017.
708 Photosynthetic epibionts and endobionts of pacific oyster shells from oyster reefs in rocky
709 versus mudflat shores. PLOS One 12(9), e0185187.
710 <https://doi.org/10.1371/journal.pone.0185187>
- 711 Barbier, E.B., Hacker, S.D., Kennedy, C., Koch, E.W., Stier, A.C., Silliman, B.R., 2011. The
712 value of estuarine and coastal ecosystem services. Ecological Monographs 81, 169-193.
713 <http://dx.doi.org/10.1890/10-1510.1>
- 714 Barnett, A., Méléder, V., Blommaert, L., Lepetit, B., Gaudin, P., Vyverman, W., Sabbe, K.,
715 Dupuy, C., Lavaud J., 2015. Growth form defines physiological photoprotective capacity
716 in intertidal benthic diatoms. The ISME Journal 9, 39-45.
717 <http://dx.doi.org/10.1038/ismej.2014.105>.
- 718 Bax, N., Williamson, A., Agüero, M., Gonzalez, E., Geeves, W., 2003. Marine invasive alien
719 species: a threat to global biodiversity. Marine Policy 27, 313-323.
720 [http://doi.org/10.1016/S0308-597X\(03\)00041-1](http://doi.org/10.1016/S0308-597X(03)00041-1)
- 721 Benyoucef, I., Blandin, E., Lerouxel, A., Jesus, B., Rosa, P., Méléder, V., Launeau, P., Barillé,
722 L., 2014. Microphytobenthos interannual variations in north-European estuary (Loire
723 estuary, France) detected by visible-infrared multispectral remote sensing. Estuarine,
724 Coastal and Shelf Science 136, 43-52. <http://dx.doi.org/10.1016/j.ecss.2013.11.007>
- 725 Bérard, L., Marchenay, P., Casabianca, F., 2008. Savoirs, terroirs, produits : un patrimoine
726 biologique et culturel. In: Sylvander, B., Casabianca, F., Roncin, F. (Eds.), Produits
727 agricoles et alimentaires d'origine : enjeux et acquis scientifiques : Actes du colloque
728 international de restitution des travaux de recherche sur les indications et appellations
729 d'origine géographiques. Institut National de la Recherche Agronomique, Paris, France,
730 pp. 98-105.
- 731 Blanchard, G.F., Agion, T., Guarini, J.-M., Herlory, O., Richard, P., 2006. Analysis of the short-
732 term dynamics of microphytobenthos biomass on intertidal mudflats. In: Kromkamp, J.,
733 de Brouwer, J.F.C., Blanchard, G., Forster, R.M., Créach, V. (Eds.), Functioning of
734 microphytobenthos in estuaries. Royal Netherlands Academy of Arts and Sciences,
735 Amsterdam, The Netherlands, pp. 85-97.
- 736 Bocher, P., Piersma, T., Dekinga, A., Kraan, C., Yates, M.G., Guyot, T., Folmer, E.O., Radenac,
737 G., 2007. Site- and species-specific distribution patterns of molluscs at five intertidal soft-
738 sediment areas in northwest Europe during a single winter. Marine Biology 151, 577-594.
739 <http://dx.doi.org/10.1007/s00227-006-0500-4>

740 Böhnke-Henrichs, A., Baulcomb, C., Koss, R., Hussain, S.S., de Groot, R.S., 2013. Typology
741 and indicators of ecosystem services for marine spatial planning and management.
742 Journal of Environmental Management 130, 135-145.
743 <http://dx.doi.org/10.1016/j.jenvman.2013.08.027>.

744 Bozarth, A., Maeir, U.-G., Zauner, S., 2009. Diatoms in biotechnology: modern tools and
745 applications. Applied Microbiology and Biotechnology 82, 195–201.
746 <http://dx.doi.org/10.1007/s00253-008-1804-8>

747 Blommaert, L., Huysman, M.J.J., Vyverman, W., Lavaud, J., Sabbe, K., 2017. Contrasting NPQ
748 dynamics and xanthophyll cycling in a motile and non-motile intertidal benthic diatom.
749 Limnology and Oceanography 62, 1466-1479. <http://dx.doi.org/10.1002/lno.10511>

750 Breeze, T.D., Bailey, A.P., Potts, S.G., Balcombe, K.G., 2015. A stated preference valuation of
751 the non-market benefits of pollination services in the UK. Ecological Economics 111, 75-
752 85. <http://dx.doi.org/10.1016/j.ecolecon.2014.12.022>

753 Breilh, J.-F., Bertin, X., Chaumillon, E., Giloy, N., Sauzeau, T., 2014. How frequent is storm-
754 induced flooding in the central part of the Bay of Biscay? Global and Planetary Change
755 122, 161-175. <http://dx.doi.org/10.1016/j.gloplacha.2014.08.013>

756 Brito, A.C., Benyoucef, I., Jesus, B., Brotas, V., Gernez, P., Mendes, C.R., Launeau, P., Dias,
757 M.P., Barillé, L., 2013. Seasonality of microphytobenthos revealed by remote-sensing in
758 a South European estuary. Continental Shelf Research 66, 3-91.
759 <http://dx.doi.org/10.1016/j.csr.2013.07.004>

760 Cahoon, L.B., 1999. The role of benthic microalgae in neritic ecosystems. Oceanography and
761 Marine Biology, An Annual Review 37, 47-86.

762 Carpenter, S.R., Mooney, H.A., Agard, J., Capistrano, D., Defries, R.S., Díaz, S., Dietz, T.,
763 Duraiappah, A.K., Oteng-Yeboah, A., Miguel Pereira, H., Perrings, C., Reid, W.V.,
764 Sarukhan, J., Scholes, R.J., Whyte, A., 2009. Science for managing ecosystem services:
765 beyond the millennium ecosystem assessment. Proceedings of the National Academy of
766 Sciences of the United States of America 106, 1305-1312.
767 <http://doi.org/10.1073/pnas.0808772106>

768 Carpentier, A., Como, S., Dupuy, C., Lefrançois, C., Feunteun, E., 2014. Feeding ecology of
769 *Liza spp.* in a tidal flat: Evidence of the importance of primary production (biofilm) and
770 associated meiofauna. Journal of Sea Research 92, 86-91.
771 <http://dx.doi.org/10.1016/j.seares.2013.10.007>

772 Chee, Y.E., 2004. An ecological perspective on the valuation of ecosystem services. Biological
773 Conservation 120, 549-565. <http://doi.org/10.1016/j.biocon.2004.03.028>

- 774 Choy, E.J., An, S., Kang, C.-K., 2008. Pathways of organic matter through food webs of diverse
775 habitats in the regulated Nakdong River estuary (Korea). *Estuarine, Coastal and Shelf*
776 *Science* 78, 215-226. <http://dx.doi.org/10.1016/j.ecss.2007.11.024>
- 777 Cebrián, J., 1999. Patterns in the fate of production in plant communities. *The American*
778 *Naturalist* 154, 449-468. <http://dx.doi.org/10.1086/303244>
- 779 Christaki, E., Florou-Paneri, P., Bonos, E., 2011. Microalgae: A novel ingredient in nutrition.
780 *International Journal of Food Sciences and Nutrition* 62:794-799.
781 <http://dx.doi.org/10.3109/09637486.2011.582460>.
- 782 Christaki, E., Bonos, E., Giannenas, I., Florou-Paneri, P., 2012. Functional properties of
783 carotenoids originating from algae. *Journal of the Science of Food and Agriculture* 93, 5-
784 11. <http://dx.doi.org/10.1002/jsfa.5902>
- 785 Comité Régional de la Conchyliculture de Poitou Charentes, 2011. Étude sur les perspectives à
786 court, moyen et long terme de l'ostréiculture en Charente-Maritime. Comité Régional de
787 la Conchyliculture de Poitou Charentes, Marennes, France.
- 788 Costanza, R., d'Arge, R., de Groot, R., Farber, S., Grasso, M., Hannon, B., Limburg, K., Naeem,
789 S., O'Neill, R.V., Paruelo, J., Raskin, R.G., Sutton, P., van der Belt, M., 1997. The value
790 of the world's ecosystem services and natural capital. *Nature* 387, 253-260.
791 <http://dx.doi.org/10.1038/387253a0>
- 792 Costanza, R., Daly, H.E., 1992. Natural capital and sustainable development. *Conservation*
793 *Biology* 6, 37-46. <http://dx.doi.org/10.1046/j.1523-1739.1992.610037.x>
- 794 Costanza, R., de Groot, R., Sutton, P., van der Ploeg, S., Anderson, S.J., Kubiszewski, I., Farber,
795 S., Turner, R.K., 2014. Changes in the global value of ecosystem services. *Global*
796 *Environmental Change* 26, 152-158. <http://dx.doi.org/10.1016/j.gloenvcha.2014.04.002>
- 797 D'Amato, D., Rekola, M., Li, N., Toppinen, A., 2016. Monetary valuation of forest ecosystem
798 services in China: A literature review and identification of future research needs.
799 *Ecological Economics* 121, 75-84. <http://dx.doi.org/10.1016/j.ecolecon.2015.11.009>
- 800 Daehler, C.C., Strong, D.R., 1996. Status, prediction and prevention of introduced cordgrass
801 *Spartina* spp. invasions in Pacific estuaries, USA. *Biological Conservation* 78, 51-58.
802 [http://doi.org/10.1016/0006-3207\(96\)00017-1](http://doi.org/10.1016/0006-3207(96)00017-1)
- 803 Daily, G.C., 1997. *Nature's services. Societal dependence on natural ecosystems.* Island Press,
804 Washington D.C., USA.
- 805 Daily, G.C., Söderqvist, T., Aniyar, S., Arrow, K., Dasgupta, P., Ehrlich, P.R., Folke, C.,
806 Jansson, A., Jansson, B.-O., Kautsky, N., Levin, S., Lubchenco, J., Mäler, K.-G.,

807 Simpson, D., Starrett, D., Tilman, D., Walker, B., 2000. The value of Nature and the
808 nature of value. *Science* 289, 395-396. <http://dx.doi.org/10.1126/science.289.5478.395>

809 Daly, H.E., 1992. Allocation, distribution, and scale: Towards an economics that is efficient,
810 just, and sustainable. *Ecological Economics* 6, 185-193. [http://dx.doi.org/10.1016/0921-](http://dx.doi.org/10.1016/0921-8009(92)90024-M)
811 [8009\(92\)90024-M](http://dx.doi.org/10.1016/0921-8009(92)90024-M)

812 Daly, H.E., Farley, J., 2004. *Ecological economics: Principles and practice*. Island Press,
813 Washington, D.C., USA.

814 Day Jr., J.W., Hall, C.A.S., Kemp, M.W., Yáñez-Arancibia, A., 1989. *Estuarine ecology*. John
815 Wiley and Sons, New York, USA.

816 de Brouwer, J.F.C., de Deckere, E.M.G.T., Stal, L.J., 2003. Distribution of extracellular
817 carbohydrates in three intertidal mudflats in Western Europe. *Estuarine Coastal and Shelf*
818 *Science* 56, 313-324. [http://doi.org/10.1016/S0272-7714\(02\)00164-6](http://doi.org/10.1016/S0272-7714(02)00164-6)

819 de Groot, R.S., 1987. Environmental functions as a unifying concept for ecology and
820 economics. *The Environmentalist* 7, 105-109. <http://dx.doi.org/10.1007/BF02240292>

821 de Groot, R., Brander, L., van der Ploeg, S., Costanza, R., Bernard, F., Braat, L., Christie, M.,
822 Crossman, N., Ghermandi, A., Hein, L., Hussain, S., Kumar, P., McVittie, A., Portelal,
823 R., Rodriguez, L.C., ten Brink, P., van Beukering, P., 2012. Global estimates of the value
824 of ecosystems and their services in monetary units. *Ecosystem Services* 1, 50-61.
825 <https://doi.org/10.1016/j.ecoser.2012.07.005>

826 Dempsey, J., Robertson, M.M., 2012. Ecosystem services: Tensions, impurities, and points of
827 engagement within neoliberalism. *Progress in Human Geography* 36, 758-779.
828 <http://dx.doi.org/10.1177/0309132512437076>

829 Den Hartog, C., 1987. "Wasting disease" and other dynamic phenomena in *Zostera* beds.
830 *Aquatic Botany* 27, 3-14. [http://doi.org/10.1016/0304-3770\(87\)90082-9](http://doi.org/10.1016/0304-3770(87)90082-9)

831 Direction Régionale de l'Alimentation, de l'Agriculture et de la Forêt de Poitou-Charentes,
832 2012. *Compte-rendu d'audition du plan régional de l'agriculture durable*, Direction
833 Régionale de l'Alimentation, de l'Agriculture et de la Forêt de Poitou-Charentes, Poitiers,
834 France.

835 Doghri, I., Lavaud, J., Dufour, A., Bazire, A., Lanneluc, I., Sablé, S., 2017. Cell-bound
836 exopolysaccharides from axenic culture of intertidal mudflat *Navicula phyllepta* diatom
837 affect biofilm formation by benthic bacteria. *Journal of Applied Phycology* 29, 165-177.
838 <http://doi.org/10.1007/s10811-016-0943-z>

839 Dolatabi, J.E.N., de la Guardia M., 2011. Applications of diatoms and silica nanotechnology in
840 biosensing, drug and gene delivery, and formation of complex metal nanostructures.
841 Trends in Analytical Chemistry 30, 1538-1548. <http://doi.org/10.1016/j.trac.2011.04.015>
842 Duchaud, E., Boussaha, M., Loux, V., Bernardet, J.-F., Michel, C., Kerouault, B., Mondot, S.,
843 Nicolas, P., Bossy, R., Caron, C., Bessières, P., Gibrat, J.-F., Claverol, S., Dumetz, F., Le
844 Hénaff, M., Benmansour, A., 2007. Complete genome sequence of the fish pathogen
845 *Flavobacterium psychrophilum*. Nature Biotechnology 25, 763–769.
846 <http://doi.org/10.1038/nbt1313>
847 Echappé, C., Gernez, P., Méléder, V., Jesus, B., Cognie, B., Decottignies, P., Sabbe, K., Barillé,
848 L., 2018. Satellite remote sensing reveals a positive impact of living oyster reefs on
849 microalgal biofilm development. Biogeosciences 15, 905-918. [http://doi.org/10.5194/bg-](http://doi.org/10.5194/bg-15-905-2018)
850 [15-905-2018](http://doi.org/10.5194/bg-15-905-2018)
851 Farber, S.C., Costanza, R., Wilson, M.A., 2002. Economic and ecological concepts for valuing
852 ecosystem services. Ecological Economics 41, 375-392. [http://doi.org/10.1016/S0921-](http://doi.org/10.1016/S0921-8009(02)00088-5)
853 [8009\(02\)00088-5](http://doi.org/10.1016/S0921-8009(02)00088-5)
854 Feldman, K.L., Armstrong, D.A., Dumbauld, B.R., DeWitt, T.H., Doty, D.C., 2000. Oysters,
855 crabs, and burrowing shrimp: Review of an environmental conflict over aquatic resources
856 and pesticide use in Washington State's (USA) coastal estuaries. Estuaries 23, 141-176.
857 <http://dx.doi.org/10.2307/1352824>
858 Ferns, P.N., 1983. Sediment mobility in the Severn Estuary and its influence upon the
859 distribution of shorebirds. Canadian Journal of Fisheries and Aquatic Sciences 40, 331-
860 340. <http://dx.doi.org/10.1139/f83-294>
861 Fisher, J.A., Brown, K., 2015. Reprint of "Ecosystem services concepts and approaches in
862 conservation: Just a rhetorical tool?". Ecological Economics 117, 261-269.
863 <http://dx.doi.org/10.1016/j.ecolecon.2014.12.009>
864 Georgescu-Roegen, N., 1971. The entropy law and the economic process. Harvard University
865 Press, Cambridge, USA.
866 Gernez, P., Doxaran, D., Barillé, L., 2017. Shellfish aquaculture from space: potential of
867 Sentinel2 to monitor tide-driven changes in turbidity, chlorophyll concentration and
868 oyster physiological response at the scale of an oyster farm. Frontiers in Marine Science
869 4, 137. doi: 10.3389/fmars.2017.00137
870 Girard, S., Mongruel, R., Pérez Agundez, J.A., 2009. Synthèse des travaux du département
871 économie maritime sur la gestion du foncier conchylicole en Poitou-Charentes. Report
872 for the CPER Poitou-Charentes 2007-2013, IFREMER, Plouzané, France.

873 Girouard, N., 2010. The OECD green growth strategy: Key lessons so far. *The OECD Observer*
874 279, 53-54.

875 Gómez-Baggethun, E., Muradian, R., 2015. In markets we trust? Setting the boundaries of
876 market-based instruments in ecosystem services governance. *Ecological Economics* 117,
877 217-224. <http://doi.org/10.1016/j.ecolecon.2015.03.016>

878 Gómez-Baggethun, E., Ruiz-Pérez, M., 2011. Economic valuation and the commodification of
879 ecosystem services. *Progress in Physical Geography* 35, 613-628.
880 <http://dx.doi.org/10.1177/0309133311421708>

881 Gosselink, J.G., Odum, E.P., Pope, R.M., 1974. The value of the tidal marsh. Center for
882 Wetland Resources at Louisiana State University, Baton Rouge, USA.

883 Grabowski, J.H., Brumbaugh, R.D., Conrad, R.F., Keeler, A.G., Opaluch, J.J., Peterson, C.H.,
884 Pihler, M.F., Powers, S.P., Smyth, A.R., 2012. Economic valuation of ecosystem
885 services provided by oyster reefs. *Bioscience* 62, 900-909.

886 Grelon, M., 1978. Saintonge. Pays des huîtres vertes : Bassin de Marennes-Oléron. Rupella, La
887 Rochelle, France.

888 Guarini, J.-M., Blanchard, G.F., Gros, P., 2000. Quantification of the microphytobenthic
889 primary production in European intertidal mudflats - a modelling approach. *Continental*
890 *Shelf Research* 20, 1771-1788. [http://dx.doi.org/10.1016/S0278-4343\(00\)00047-9](http://dx.doi.org/10.1016/S0278-4343(00)00047-9)

891 Guarini, J.-M., Blanchard, G.F., Richard, P., 2006. Modelling the dynamics of the
892 microphytobenthic biomass and primary production in European intertidal mudflats. In:
893 Kromkamp, J., de Brouwer, J.F.C., Blanchard, G., Forster, R.M., Créach, V. (Eds.),
894 Functioning of microphytobenthos in estuaries. Royal Netherlands Academy of Arts and
895 Sciences, Amsterdam, The Netherlands, pp. 187-226.

896 Guarini, J.-M., Gros, P., Blanchard, G., Richard, P., Fillon, A., 2004. Benthic contribution to
897 pelagic microalgal communities in two semi-enclosed, European-type littoral ecosystems
898 (Marennes-Oléron Bay and Aiguillon Bay, France). *Journal of Sea Research* 52, 241-258.
899 <http://doi.org/10.1016/j.seares.2004.04.003>

900 Guedes, A.C., Amaro, H.M., Malcata, F.X., 2011. Microalgae as sources of carotenoids. *Marine*
901 *Drugs* 9, 625-644. <http://doi.org/10.3390/md9040625>

902 Haubois, A.-G., Guarini, J.-M., Richard, P., Fichet, D., Radenac, G., Blanchard, G.F., 2005.
903 Ingestion rate of the deposit-feeder *Hydrobia ulvae* (Gastropoda) on epipellic diatoms:
904 effect of cell size and algal biomass. *Journal of Experimental Marine Biology and*
905 *Ecology* 317, 1-12. <http://dx.doi.org/10.1016/j.jembe.2004.11.009>

906 Héral, M., Bacher, C., Deslous-Paoli, J.-M., 1989. La capacité biotique des bassins ostréicoles.
907 In: Troadec, J.-P. (Ed.), L'homme et les ressources halieutiques. Ifremer, Plouzané,
908 France, pp. 225-259.

909 Hess, S.K., Lepetit, B., Kroth, P.G., Mecking, S., 2018. Production of chemicals from
910 microalgae lipids - status and perspectives. *European Journal of Lipid Science and*
911 *Technology* 120, 1700152-1700178. <http://doi.org/10.1002/ejlt.201700152>

912 Juneau, P., Barnett, A., Méléder, V., Dupuy, C., Lavaud, J., 2015. Combined effect of high light
913 and salinity on the regulation of photosynthesis in three diatom species belonging to the
914 main growth forms of intertidal microphytobenthos. *Journal of Experimental Marine*
915 *Biology and Ecology* 463, 95-104. <http://doi.org/10.1016/j.jembe.2014.11.003>

916 Kallis, G., Gómez-Baggethun, E., Zografos, C., 2013. To value or not to value? That is not the
917 question. *Ecological Economics* 94, 97-105.
918 <http://doi.org/10.1016/j.ecolecon.2013.07.002>

919 Kang, C.-K., Kim, J.B., Lee, K.-S., Kim, J.B., Lee, P.-Y., Hong, J.-S., 2003. Trophic
920 importance of benthic microalgae to macrozoobenthos in coastal bay systems in Korea:
921 dual stable C and N isotope analyses. *Marine Ecology Progress Series* 259, 79-92.

922 Karsenty, A., Ezzine de Blas, D., 2014. Du mésusage des métaphores. Les paiements pour
923 services environnementaux sont-ils des instruments de marchandisation de la Nature? In:
924 Halpern, C., Lascoumes, P., Le Galès, P. (Eds.), L'instrumentation de l'action publique.
925 Presses de Sciences Po, Paris, France, pp. 161-189.

926 Kazemipour, F., Launeau, P., Méléder, V., 2012. Microphytobenthos biomass mapping using
927 the optical model of diatom biofilms: Application to hyperspectral images of Bourgneuf
928 Bay. *Remote Sensing of Environment* 127, 1-13.
929 <http://dx.doi.org/10.1016/j.rse.2012.08.016>

930 Kikuchi, T., Pérès, J.M., 1977. Consumer ecology of seagrass beds. In: McRoy, C.P.,
931 Helfferich, C. (Eds.), *Seagrass ecosystems: a scientific perspective*. Marcel Dekker, Inc.,
932 New York, USA, pp. 147-194.

933 Knox-Hayes, J., 2015. Towards a moral socio-environmental economy: A reconsideration of
934 values. *Geoforum* 65, 297-300. <http://dx.doi.org/10.1016/j.geoforum.2015.07.028>

935 Kooistra, W.H.C.F., Gersonde, R.K., Medlin, L.G., Mann, D., 2007. The origin and evolution
936 of the diatoms: Their adaptation to a planktonic existence. In: Falkowski, P.G., Knoll,
937 A.H. (Eds.), *Evolution of primary producers in the sea*. Academic Press, Burlington,
938 USA, pp. 207-249.

939 Kostecki, C., Roussel, J.M., Desroy, N., Roussel, G., Lanshere, J., Le Bris, H., Le Pape, O.,
940 2012. Trophic ecology of juvenile flatfish in a coastal nursery ground: contributions of
941 intertidal primary production and freshwater particulate organic matter. *Marine Ecology*
942 *Progress Series* 449, 221-232. <http://dx.doi.org/10.3354/meps09563>

943 Kromkamp, J., Forster, R.M., 2006. Developments in microphytobenthos primary productivity
944 studies. In: Kromkamp, J., de Brouwer, J.F.C., Blanchard, G., Forster, R.M., Créach, V.
945 (Eds.), *Functioning of microphytobenthos in estuaries*. Royal Netherlands Academy of
946 Arts and Sciences, Amsterdam, The Netherlands, pp. 9-30.

947 Kuczynska, P., Malgorzata, J.-R., Kazimierz, S., 2015. Photosynthetic pigments in diatoms.
948 *Marine Drugs* 13, 5847-5881. <http://dx.doi.org/10.3390/md13095847>.

949 Laurans, Y., Rankovic, A., Billé, R., Pirard, R., Mermet, L. 2013. Use of ecosystem services
950 valuation for decision making: Questioning a literature blindspot. *Journal of*
951 *Environmental Management* 119, 208-219.
952 <http://doi.org/10.1016/j.jenvman.2013.01.008>

953 Laviale, M., Barnett, A., Ezequiel, J., Lepetit, B., Frankenbach, S., Méléder, V., Serodio, J.,
954 Lavaud, J., 2015. Response of intertidal benthic microalgal biofilms to a coupled light-
955 temperature stress: evidence for latitudinal adaptation along the Atlantic coast of
956 Southern Europe. *Environmental Microbiology* 17, 3662-3677.
957 <http://dx.doi.org/10.1111/1462-2920.12728>.

958 Lebreton, B., Richard, P., Galois, R., Radenac, G., Pfléger, C., Guillou, G., Mornet, F.,
959 Blanchard, G.F., 2011. Trophic importance of diatoms in an intertidal *Zostera noltii*
960 seagrass bed: Evidence from stable isotope and fatty acid analyses. *Estuarine, Coastal and*
961 *Shelf Science* 92, 140-153. <http://doi.org/10.1016/j.ecss.2010.12.027>

962 Leguerrier, D., Degré, D., Niquil, N., 2007. Network analysis and inter-ecosystem comparison
963 of two intertidal mudflat food webs (Brouage Mudflat and Aiguillon Cove, SW France).
964 *Estuarine, Coastal and Shelf Science* 74, 403-418.
965 <http://dx.doi.org/10.1016/j.ecss.2007.04.014>

966 Levitan, J.D., Hochman, G. Falkowski, P.G., 2014. Diatoms: a fossil fuel of the future. *Trends*
967 *in Biotechnology* 32, 117-124. <http://doi.org/10.1016/j.tibtech.2014.01.004>

968 Liqueste, C., Piroddi, C., Drakou, E.G., Gurney, L., Katsanevakis, S., Charef, A., Egoh, B., 2013.
969 Current status and future prospects for the assessment of marine and coastal ecosystem
970 services: a systematic review. *PLoS ONE* 8(7), e67737.
971 [doi:10.1371/journal.pone.0067737](http://doi.org/10.1371/journal.pone.0067737)

972 MacIntyre, H.L., Geider, R.J., Miller, D.C., 1996. Microphytobenthos: The ecological role of
973 the "secret garden" of unvegetated, shallow-water marine habitats. I. Distribution,
974 abundance and primary production. *Estuaries* 19, 186-201.
975 <http://dx.doi.org/10.2307/1352224>

976 McCauley, D.J., 2006. Selling out on nature. *Nature* 443, 27-38.
977 <http://doi.org/10.1038/443027a>

978 McLusky, D.S., 1989. The estuarine ecosystem. Second edition. Chapman and Hall, New York,
979 USA.

980 Medvecky, F., 2012. Valuing environmental costs and benefits in an uncertain future: risk
981 aversion and discounting. *Erasmus Journal for Philosophy and Economics* 5, 1-23.
982 <http://doi.org/10.23941/ejpe.v5i1.91>

983 Méléder, V., Launeau, P., Barillé, L., Combe, J.-P., Carrère, V., Jesus, B., Verpoorter, C., 2010.
984 Hyperspectral imaging for mapping microphytobenthos in coastal areas. In: Maanan, M.,
985 Robin, M. (Eds.), *Geomatic solutions for coastal environments*. Nova Science Publishers,
986 New-York, USA, pp. 71-139.

987 Méléder V., Jesus B., Barnett A., Barillé L., Lavaud J., 2018. Microphytobenthos primary
988 production estimated by hyperspectral reflectance. *PLOS One*, in press,

989 Millennium Ecosystem Assessment, 2005. *Ecosystems and human well-being: wetlands and*
990 *water*. Synthesis. World Resources Institute, Washington, USA.

991 Muradian, R., Rival, L., 2012. Between markets and hierarchies: The challenge of governing
992 ecosystem services. *Ecosystem Services* 1, 93-100.
993 <http://dx.doi.org/10.1016/j.ecoser.2012.07.009>

994 Naim-Gesbert, E., 2014. *Droit général de l'environnement*. Lexis Nexis, Paris, France.

995 Niemi, G.J., McDonald, M.E., 2004. Application of ecological indicators. *Annual Review of*
996 *Ecology, Evolution, and Systematics* 35, 89-111.
997 <http://dx.doi.org/10.1146/annurev.ecolsys.35.112202.130132>

998 Niquil, N., Saint-Béat, B., Johnson, G.A., Soetaert, K., van Oevelen, D., Bacher, C., Vézina,
999 A.F., 2011. Inverse modeling in modern ecology and application to coastal ecosystems.
1000 In: Wolanski, E., McLusky, D.S. (Eds.), *Treatise on estuarine and coastal science*.
1001 Volume 9. Academic Press, Waltham, USA, pp. 115-133. [http://doi.org/10.1016/B978-](http://doi.org/10.1016/B978-0-12-374711-2.00906-2)
1002 [0-12-374711-2.00906-2](http://doi.org/10.1016/B978-0-12-374711-2.00906-2)

1003 Norgaard, R.B., 1989. The case for methodological pluralism. *Ecological Economics* 1, 37-57.
1004 [http://dx.doi.org/10.1016/0921-8009\(89\)90023-2](http://dx.doi.org/10.1016/0921-8009(89)90023-2)

1005 Norgaard, R.B., 2010. Ecosystem services: From eye-opening metaphor to complexity blinder.
1006 *Ecological Economics* 69, 1219-1227. <http://dx.doi.org/10.1016/j.ecolecon.2009.11.009>
1007 NRC, 2005. Valuing ecosystem services: Toward better environmental decision making. National
1008 Academies Press, Washington D.C., USA.

1009 Odum, E.P., 1980. The status of three ecosystem-level hypothesis regarding salt marsh
1010 estuaries: tidal subsidy, outwelling, and detritus food chains. In: Kennedy, V.S. (Ed.),
1011 Estuarine perspectives. Academic Press, New York, USA, pp. 485-495.

1012 Odum, H.T., Odum, E.P., 2000. The energetic basis for valuation of ecosystem services.
1013 *Ecosystems* 3, 21-23.

1014 OSPAR Commission, 2009. Background document for intertidal mudflats. OSPAR
1015 Commission, London, United Kingdom.

1016 Owen, M., Williams, G., 1976. Winter distribution and habitat requirements of wigeon in
1017 Britain. *Wildfowl* 27, 83-90.

1018 Parr, A., 2015. The wrath of capital: Neoliberalism and climate change politics - reflections.
1019 *Geoforum* 62, 70-72. <http://dx.doi.org/10.1016/j.geoforum.2015.03.012>

1020 Paterson, D.M., Hagerthey, S.E., 2001. Microphytobenthos in contrasting coastal ecosystems:
1021 Biology and dynamics. In: Reise, K. (Ed.), *Ecological Comparisons of Sedimentary*
1022 *Shores*. Springer-Verlag, Berlin, Germany, pp. 106-125.

1023 Picot, L., 2014. Fight against cancer through the microalgal pigments. *Biofutur* 360, 41-43.

1024 Plante-Cuny, M.-R., Plante, R., 1986. Benthic marine diatoms as food for benthic marine
1025 animals. In: Ricard, M. (Ed.), *Proceedings of the Eighth International Diatom*
1026 *Symposium, 27 August - 1 September 1984, Paris, France*. Koeltz Scientific Books,
1027 Koenigstein, Germany, pp. 523-537.

1028 Potter, C., Tilzey, M., 2007. Agricultural multifunctionality, environmental sustainability and
1029 the WTO: Resistance or accommodation to the neoliberal project for agriculture?
1030 *Geoforum* 38, 1290-1303. <http://doi.org/10.1016/j.geoforum.2007.05.001>

1031 Prévost, B., 2016. Institutional individualism and the pricing metric: Epistemological
1032 arguments against neoliberal policies. *Geoforum* 69, 19-23.
1033 <http://dx.doi.org/10.1016/j.geoforum.2015.12.009>

1034 Prévost, B., Rivaud, A., Michelot, A., 2016. Political economy of ecosystem services: From
1035 economic analysis to legal evolutions. *Revue de la Régulation* 19.
1036 <http://journals.openedition.org/regulation/11848>

1037 Prieur, M., 2011. *Droit de l'environnement*. Dalloz, Paris, France.

- 1038 Pritchard Jr., L., Folke, C., Gunderson, L., 2000. Valuation of ecosystem services in
1039 institutional context. *Ecosystems* 3, 36–40. <http://dx.doi.org/10.1007/s100210000008>
- 1040 Raven, J.A., 2017. The possible roles of algae in restricting the increase in atmospheric CO₂
1041 and global temperature. *European Journal of Phycology* 52, 506-522.
1042 <http://doi.org/10.1080/09670262.2017.1362593>
- 1043 Remme, R.P., Edens, B., Schröter, M., Hein, L., 2015. Monetary accounting of ecosystem
1044 services: A test case for Limburg province, The Netherlands. *Ecological Economics* 112,
1045 116-128. <http://dx.doi.org/10.1016/j.ecolecon.2015.02.015>
- 1046 Ribeiro, L., Brotas, V., Rincé, Y., Jesus, B., 2013. Structure and diversity of intertidal benthic
1047 diatom assemblages in contrasting shores: a case study from the Tagus estuary. *Journal*
1048 *of Phycology* 49, 258–270. <http://dx.doi.org/10.1111/jpy.12031>
- 1049 Riera, P., Richard, P., 1996. Isotopic determination of food sources of *Crassostrea gigas* along
1050 a trophic gradient in the estuarine bay of Marennes-Oléron. *Estuarine, Coastal and Shelf*
1051 *Science* 42, 347-360. <http://dx.doi.org/10.1006/ecss.1996.0023>
- 1052 Riera, P., Richard, P., Grémare, A., Blanchard, G.F., 1996. Food source of intertidal nematodes
1053 in the Bay of Marennes-Oléron (France), as determined by dual stable isotope analysis.
1054 *Marine Ecology Progress Series* 142, 303-309. <http://dx.doi.org/10.3354/meps142303>
- 1055 Rivaud, A., Cazals, C., 2013. Quand la co-localisation contraint la coordination : l’apport du
1056 modèle ‘exit-voice’ à l’analyse des dynamiques territoriales. *Revue d’Économie*
1057 *Régionale et Urbaine* 4, 679-704. <http://dx.doi.org/10.3917/reru.134.0679>
- 1058 Rode, J., Gómez-Baggethun, E., Krause, T., 2015. Motivation crowding by economic
1059 incentives in conservation policy: A review of the empirical evidence. *Ecological*
1060 *Economics* 117, 270-282. <http://dx.doi.org/10.1016/j.ecolecon.2014.11.019>
- 1061 Rode, J., Le Menestrel, M., Cornelissen, G., 2017. Ecosystem service arguments enhance public
1062 support for environmental protection - but beware of the number! *Ecological Economics*
1063 141, 213-221. <http://dx.doi.org/10.1016/j.ecolecon.2017.05.028>
- 1064 Round, F.E., Crawford, R.M., Mann, D.G., 1990. The diatoms. Biology and morphology of the
1065 genera. Cambridge University Press, Cambridge, United Kingdom.
- 1066 Rzeznik-Orignac, J., Boucher, G., Fichet, D., Richard, P., 2008. Stable isotope analysis of food
1067 source and trophic position of intertidal nematodes and copepods. *Marine Ecology*
1068 *Progress Series* 359, 145-150. <http://dx.doi.org/10.3354/meps07328>
- 1069 Saburova, M.A., Polikarpov, I.G., 2003. Diatom activity within soft sediments: behavioural and
1070 physiological processes. *Marine Ecology Progress Series* 251, 115-126.
1071 <http://doi.org/10.3354/meps251115>

1072 Sagoff, M., 2008. On the economic value of ecosystem services. *Environmental Values* 17, 239-
1073 257. <http://doi.org/10.3197/096327108X303873>

1074 Sagoff, M., 2011. The quantification and valuation of ecosystem services. *Ecological*
1075 *Economics* 70, 497-502. <http://doi.org/10.1016/j.ecolecon.2010.10.006>

1076 Saint-Béat, B., Dupuy, C., Bocher, P., Chalumeau, J., De Crignis, M., Fontaine, C., Guizien,
1077 K., Lavaud, J., Lefebvre, S., Montanié, H., Mouget, J.-L., Orvain, F., Pascal, P.-Y.,
1078 Quaintenne, G., Radenac, G., Richard, P., Robin, F., Vézina, A.F., Niquil, N., 2013. Key
1079 features of intertidal food webs that support migratory shorebirds. *PLoS ONE* 8(10),
1080 e76739. <http://dx.doi.org/10.1371/journal.pone.0076739>

1081 Saint-Béat, B., Dupuy, C., Agogué, H., Carpentier, A., Chalumeau, J., Como, S., David, V., De
1082 Crignis, M., Duchêne, J.-C., Fontaine, C., Feunteun, E., Guizien, K., Hartmann, H.J.,
1083 Lavaud, J., Lefebvre, S., Lefrançois, C., Mallet, C., Montanié, H., Mouget, J.-L., Orvain,
1084 F., Ory, P., Pascal, P.-Y., Radenac, G., Richard, P., Vézina, A.F., Niquil, N., 2014. How
1085 does the resuspension of the biofilm alter the functioning of the benthos–pelagos coupled
1086 food web of a bare mudflat in Marennes-Oléron Bay (NE Atlantic)? *Journal of Sea*
1087 *Research* 92, 144-157. <http://dx.doi.org/10.1016/j.seares.2014.02.003>

1088 Salles, J.M., 2011. Valuing biodiversity and ecosystem services: Why put economic values on
1089 Nature? *Comptes Rendus Biologies* 334, 469-482.
1090 <http://dx.doi.org/10.1016/j.crv.2011.03.008>

1091 Sauriau, P.-G., 1987. Les mollusques non-cultivés du bassin de Marennes-Oléron :
1092 quantification et répartition géographique des stocks. *Haliotis* 16, 527-541.

1093 Sauzeau, T., 2005. Du sel aux huîtres : la mutation socio-économique du littoral saintongeais
1094 (XVIIe-XIXe siècles). *Revue Historique du Centre Ouest* 2, 321-368.

1095 Sauzeau, T., 2014. De l'amirauté à l'inscription maritime, l'estran compliqué de la Saintonge
1096 maritime (1760-1865). In: Poussou, J.-P., (Ed.), *Les amirautés en France et Outre-mer du*
1097 *Moyen âge au début du XIX^e siècle*. *Revue d'Histoire Maritime* 19, 301-320.

1098 Scott, D.B., Frail-Gauthier, J., Mudie, P.J., 2014. *Coastal wetlands of the world*. Cambridge
1099 University Press, New York, USA.

1100 Seitz, R.D., Wennhage, H., Bergström, U., Lipcius, R.M., Ysebaert, T., 2014. Ecological value
1101 of coastal habitats for commercially and ecologically important species. *ICES Journal of*
1102 *Marine Science* 71, 648-665. <http://dx.doi.org/10.1093/icesjms/fst152>

1103 Smale, D.A., Burrows, M.T., Moore, P., O'Connor, N., Hawkins, S.J., 2013. Threats and
1104 knowledge gaps for ecosystem services provided by kelp forests: a northeast Atlantic
1105 perspective. *Ecology and Evolution* 3, 4016-4038. <http://dx.doi.org/10.1002/ece3.774>

- 1106 Spash, C., 2008. How much is that ecosystem in the window? The one with the biodiverse trail.
1107 Environmental Values 17, 259-284. <http://dx.doi.org/10.3197/096327108X303882>
- 1108 Stal, L.J., 2010. Microphytobenthos as a biogeomorphological force in intertidal sediment
1109 stabilization. Ecological Engineering 36, 236-245.
1110 <http://doi.org/10.1016/j.ecoleng.2008.12.032>
- 1111 Teal, J.M., 1962. Energy flow in the salt marsh ecosystem of Georgia. Ecology 43, 614-624.
1112 <http://dx.doi.org/10.2307/1933451>
- 1113 TEEB, 2010. The economics of ecosystems and biodiversity (TEEB). Ecological and economic
1114 foundations. Earthscan, London, United-Kingdom.
- 1115 Thayer, G.W., Adams, S.M., LaCroix, M.W., 1975. Structural and functional aspects of a
1116 recently established *Zostera marina* community. In: Cronin, L.E. (Ed.), Estuarine
1117 Research. Volume 1 Chemistry, Biology and the Estuarine System. Academic Press, Inc.,
1118 New York, USA, pp. 518-540.
- 1119 The World Bank, 2012. Inclusive green growth: the pathway to sustainable development. The
1120 World Bank, Washington D.C., USA. <http://dx.doi.org/10.1596/978-0-8213-9551-6>
- 1121 Timmerman, P., White, R., 1997. Megahydropolis: coastal cities in the context of global
1122 environmental change. Global Environmental Change 7, 205-234.
1123 [http://dx.doi.org/10.1016/S0959-3780\(97\)00009-5](http://dx.doi.org/10.1016/S0959-3780(97)00009-5)
- 1124 Tsayem Demaze, M., 2009. Les conventions internationales sur l'environnement : état des
1125 ratifications et des engagements des pays développés et des pays en développement.
1126 L'Information Géographique 73, 84-99. <http://dx.doi.org/10.3917/lig.733.0084>.
- 1127 Turnhout, E., Waterton, C., Neves, K., Buizer, M., 2013. Rethinking biodiversity: from goods
1128 and services to “living with”. Conservation Letters 6, 154-161.
1129 <http://dx.doi.org/10.1111/j.1755-263X.2012.00307.x>
- 1130 Tuya, F., Haroun, R., Espino, F., 2014. Economic assessment of ecosystem services: Monetary
1131 value of seagrass meadows for coastal fisheries. Ocean & Coastal Management 96, 181-
1132 187. <http://dx.doi.org/10.1016/j.ocecoaman.2014.04.032>
- 1133 Underwood, G.J.C., Kromkamp, J., 1999. Primary production by phytoplankton and
1134 microphytobenthos in estuaries. In: Nedwell, D.B., Raffaelli, D.G. (Eds.), Estuaries.
1135 Advances in ecological research. Academic Press, London, United Kingdom, pp. 93-153.
- 1136 Underwood, G.J.C., Paterson, D.M., 2003. The importance of extracellular carbohydrate
1137 production by marine epipellic diatoms. Advances in Botanical Research 40, 183-240.
1138 [http://doi.org/10.1016/S0065-2296\(05\)40005-1](http://doi.org/10.1016/S0065-2296(05)40005-1)

- 1139 Urbani, R., Sist, P., Pletikapić, G., Radić, T.M., Svetličić V, Žutic, V., 2012. Diatom
1140 polysaccharides: Extracellular production, isolation and molecular characterization. In:
1141 Karunaratne, D.N. (Ed.), *The Complex World of Polysaccharides*. InTechOpen Limited,
1142 London, United Kingdom. <http://doi.org/10.5772/51251>
- 1143 Valiela, I., 2010. *Marine ecological processes*. Springer, New York, USA.
- 1144 Valiela, I., McClelland, J.W., Hauxwell, J., Behr, P.J., Hersh, D., Foreman, K., 1997.
1145 Macroalgal blooms in shallow estuaries: Controls and ecophysiological and ecosystems
1146 consequences. *Limnology and Oceanography* 42, 1105-1118.
1147 http://dx.doi.org/10.4319/lo.1997.42.5_part_2.1105
- 1148 Van Colen, C., Underwood, G.J.C., Serôdio, J., Paterson, D.M., 2014. Ecology of intertidal
1149 microbial biofilms: Mechanisms, patterns and future research needs. *Journal of Sea*
1150 *Research* 92, 2-5. <http://dx.doi.org/10.1016/j.seares.2014.07.003>
- 1151 van der Wal, D., Wielemaker-van den Dool, A., Herman, P.M.J., 2010. Spatial synchrony in
1152 intertidal benthic algal biomass in temperate coastal and estuarine ecosystems.
1153 *Ecosystems* 13, 338-351. <http://dx.doi.org/10.1007/s10021-010-9322-9>
- 1154 Vasconcelos, R.P., Reis-Santos, P., Maia, A., Fonseca, V., França, S., Wouters, N., Costa, M.J.,
1155 Cabral, H.N., 2010. Nursery use patterns of commercially important marine fish species
1156 in estuarine systems along the Portuguese coast. *Estuarine, Coastal and Shelf Science* 86,
1157 613-624. <http://dx.doi.org/10.1016/j.ecss.2009.11.029>
- 1158 Vatn, A., 2010. An institutional analysis of payments for environmental services. *Ecological*
1159 *Economics* 69, 1245-1252. <http://dx.doi.org/10.1016/j.ecolecon.2009.11.018>
- 1160 Warwick, R.M., Joint, I.R., Radford, P.J., 1979. Secondary production of the benthos in an
1161 estuarine environment. In: Jefferies, R.L., Davy, A.J. (Eds.), *Ecological processes in*
1162 *coastal environments*. Blackwell Scientific, Oxford, United Kingdom, pp. 429-450.
- 1163 zu Ermgassen, P.S.E., Spalding, M.D., Grizzle, R.E., Brumbaugh, R.D., 2013. Quantifying the
1164 loss of a marine ecosystem service: Filtration by the eastern oyster in US estuaries.
1165 *Estuaries and Coasts* 36, 36-43. <http://dx.doi.org/10.1007/s12237-012-9559-y>

1166 **Tables**

Category	
Supporting services	<ul style="list-style-type: none"> - Primary production: Production of marine food resources of high quality that support, e.g., shellfish farming and gathering, fisheries, aquaculture. - Nutrient cycling (carbon, nitrogen, silicates). - Atmospheric O₂ production.
Provisioning services	<ul style="list-style-type: none"> - Bio- and chemo-diversity: Production of bioactive compounds used in, e.g., biotechnology, pharmacology, food and feed industry, cosmetics.
Regulating services	<ul style="list-style-type: none"> - Global climate regulation: fixation of atmospheric and water dissolved CO₂. - Quality of coastal waters: bioremediation of contaminated water (e.g. nitrogen fixation). - Reduction of coastal erosion: production of cohesive exopolysaccharides.
Cultural services	<ul style="list-style-type: none"> - Support the ecosystem functioning in protected patrimonial areas: e.g. marine parks, migratory shorebird reserves. - Support the regional identity with international scope, e.g., gastronomy, tourism. - Specific landscape and buildings related to recreational fisheries and oyster farming.

1167

1168 Table 1. Examples of ecosystem services provided by intertidal bare mudflats as categorized
 1169 by the Millenium Ecosystem Assessment (2005).

1170

Decisive AESV (for a specific decision)	AESV for trade-offs “By proposing a monetary value for ecosystem services, AESV can help factor related concerns into the cost-benefit analysis that underpins the trade-offs made by decision-makers”
	Participative AESV “Economic analysis [is considered] as a negotiation language”
	AESV as a criterion for environmental management “Given the limited budgets allocated to the protection of ecosystem services, AESV can help prioritize conservation efforts within an organization, in an optimal way”. It can facilitate the identification of options that are most likely to maximize benefits, or of which territories contribute most to ecosystem services. Investment priorities may then be defined accordingly.”
“Technical” AESV (for the design of an instrument)	AESV for establishing levels of damage compensation “An agent responsible for the degradation of ecosystem services may be obliged to pay compensation for such damage. (...) AESV provides guidance for administrative decisions or court rulings that determine the amounts to be paid out.”
	AESV for price-setting “In cases where an economic instrument has been decided, AESV can be used to determine the amounts payable on the basis of a willingness-to-pay or willingness-to-receive logic, such as payments made by the beneficiaries of services in the case of payments for ecosystem services, entrance fees to protected areas, etc.”
Informative AESV (for decision-making in general)	AESV for awareness-raising “Informative AESV may be seen as the vector for a broad message concerning the preferences that should be mainstreamed into society, particularly to ensure that ecosystem services considerations are integrated into public and private choices.”
	AESV for justification and support “An Informative AESV can be used by a stakeholder to promote a given course of action, as opposed to AESV for trade-offs where valuations are deemed neutral and inform an optional choice.”
	AESV for producing ‘accounting indicators’ “Informative AESV are applied in situations where valuation is designed to ensure that decision-makers, or the general public, remain informed of the state of natural capital. This information can be taken into consideration for decision-making in general.”

1171

1172 Table 2. The different applications of ecosystem services valuation (AESV), after Laurans et
1173 al. (2013), modified.

1174

Ecosystem services framework	Main criticism	Illustration based on the Marennes-Oléron Bay case study	Sections
Promotion of an anthropocentric argument for ecosystem preservation	Conservation approaches limited to ecosystems already well described by scientists	<ul style="list-style-type: none"> - Potentialities related to unknown bioactive compounds - Lack of knowledge about positive feedbacks of oyster farming on ecosystem functioning 	2.3.1 & 3.2
Monetary valuation	Economic assessment methods more or less unable to take into account factors such as system complexity, time, uncertainty, threshold effects and potential irreversibility	<ul style="list-style-type: none"> - Functioning of mudflats driven by several abiotic parameters, leading to complex temporal variations ranging from day to decades - High sensitivity of coastal ecosystems to irreversible impacts (e.g. invasive species like <i>Spartina anglica</i>; decline of <i>Zostera marina</i> due to the wasting disease) 	3.3.1
	Combination of the attributes of each component which does not reflect the overall attributes of an ecosystem when all different components are studied individually	<ul style="list-style-type: none"> - Emergent properties of mudflats can only be determined based on holistic approaches 	3.3.1
Promotion of the contingent survey method	Tightly connected to individual preferences: lack and asymmetry of information	<ul style="list-style-type: none"> - Lack of knowledge of users (e.g. oyster farmers) about the role of benthic microalgae in the functioning of mudflats 	3.3.1
	Limited by scientific knowledge: evaluation cannot take into account the potentials of ecosystems for undescribed functions	<ul style="list-style-type: none"> - Potentialities related to unknown bioactive compounds - Lack of knowledge about positive feedbacks of oyster farming on ecosystem functioning - Difficulties related with approaches at the ecosystem scale (costs, methodological locks) 	2.3.1 & 3.3.1
	Limited by scientific knowledge: Knowledge improvement can depend on methodological issues	<ul style="list-style-type: none"> - Microscopic size of benthic diatoms - Accessing to mudflats is challenging 	3.3.1
Market based instruments	Risk of commodification of the environment	<i>No market based instrument in the Marennes-Oléron Bay</i>	3.3.2
	Risk of instrumentalization of ecosystem protection	<i>No market based instrument in the Marennes-Oléron Bay</i> e.g. would oyster farmers request payments in return for the services that they consider they provide to coastal ecosystems?	3.3.2
	Risk of setting-up of artificial thresholds for funding ecosystem conservation and restoration actions	<i>No market based instrument in the Marennes-Oléron Bay</i>	3.3.2
	Higher weight of moral ecological arguments compared to monetary arguments	<i>No market based instrument in the Marennes-Oléron Bay</i>	3.3.2

1175

1176 Table 3. Synthesis of the main criticisms about the ecosystem services framework and the
1177 monetary valuation using the intertidal bare mudflats of the Marennes-Oléron as a case
1178 study.

1179

1180

1181 **Figure captions**

1182 Fig. 1. Examples of intertidal bare mudflats throughout tropical, temperate and polar zones
1183 illustrating their worldwide distribution.

1184

1185 Fig. 2. Map of the Charentais Sounds displaying the location of the Marennes-Oléron Bay, the
1186 Aiguillon Bay, the intertidal zone and the areas used for shellfish farming.

1187

1188 Fig. 3. A. Intertidal bare mudflat in the Marennes-Oléron Bay during low tide. Details of the
1189 biofilm of microphytobenthos at the sediment surface (B) and of the pennate diatoms
1190 constituting the biofilm (C, optic microscopy, X 100).

1191

1192 Fig. 4. Conceptual diagram of the processes leading to microphytobenthos primary production
1193 on intertidal bare mudflats in relation with the alternance of tides: Upward migration of diatoms
1194 during low tide and process of suspension of benthic diatoms in the water column at high tide
1195 (modified from Blanchard, 2006).

1196

1197 Fig. 5. Specificities of oyster farming in the Marennes-Oléron Bay: Artificial collectors: PVC
1198 dishes (A) and tubes (B) used for natural settlement of the spat of *Crassostrea gigas*. Oysters
1199 growing in plastic bags on metal trestles (C and D). Natural oyster reef formed by clusters of
1200 vertically-growing oysters (E). Web of salt marsh ponds used for the fattening of oysters (F):
1201 square ponds in the foreground and in the background have been modified by oyster farmers
1202 while the larger diversity of pond shapes in the middle of the picture indicates those still have
1203 their initial salt flat shape.

1204

1205 Fig. 6. Satellite remote sensing image of the eastern side of the Marennes-Oléron Bay in
1206 September 2012. Microphytobenthos is identified with a normalized difference vegetation
1207 index (NDVI), with a threshold between 0 and 0.3. Red color indicates the highest level of
1208 biomass. The dotted polygons represent shellfish farming areas. SPOT 5 satellite image with a
1209 spatial resolution of 20 m.

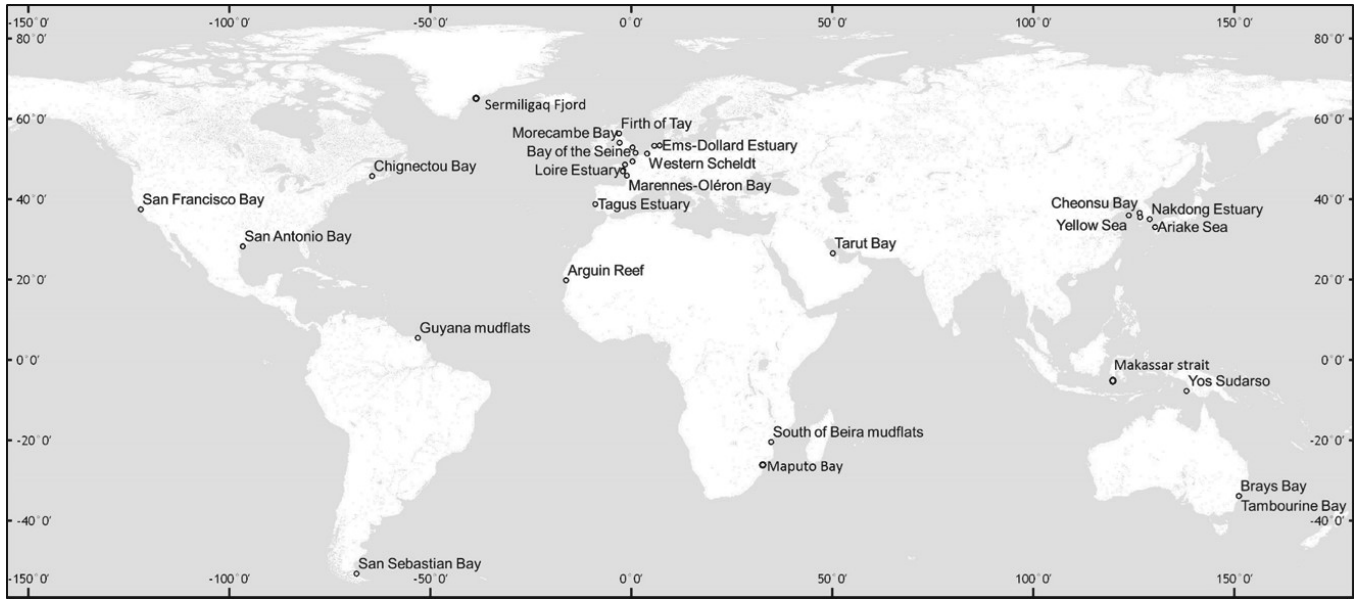
1210

1211

1212

1213 Figure 1

1214

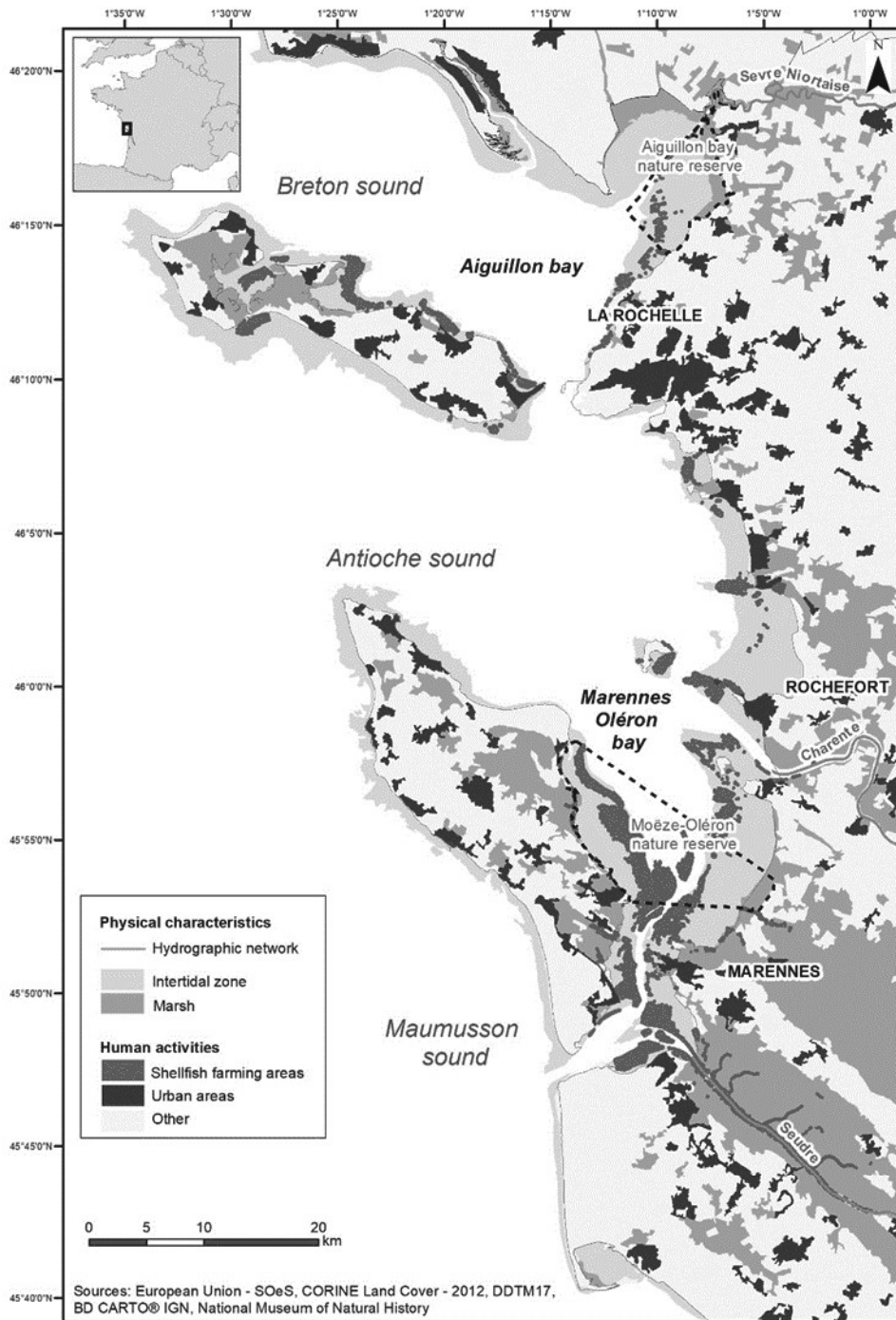


1215

1216

1217 Figure 2

1218



1219

1220 Figure 3

1221

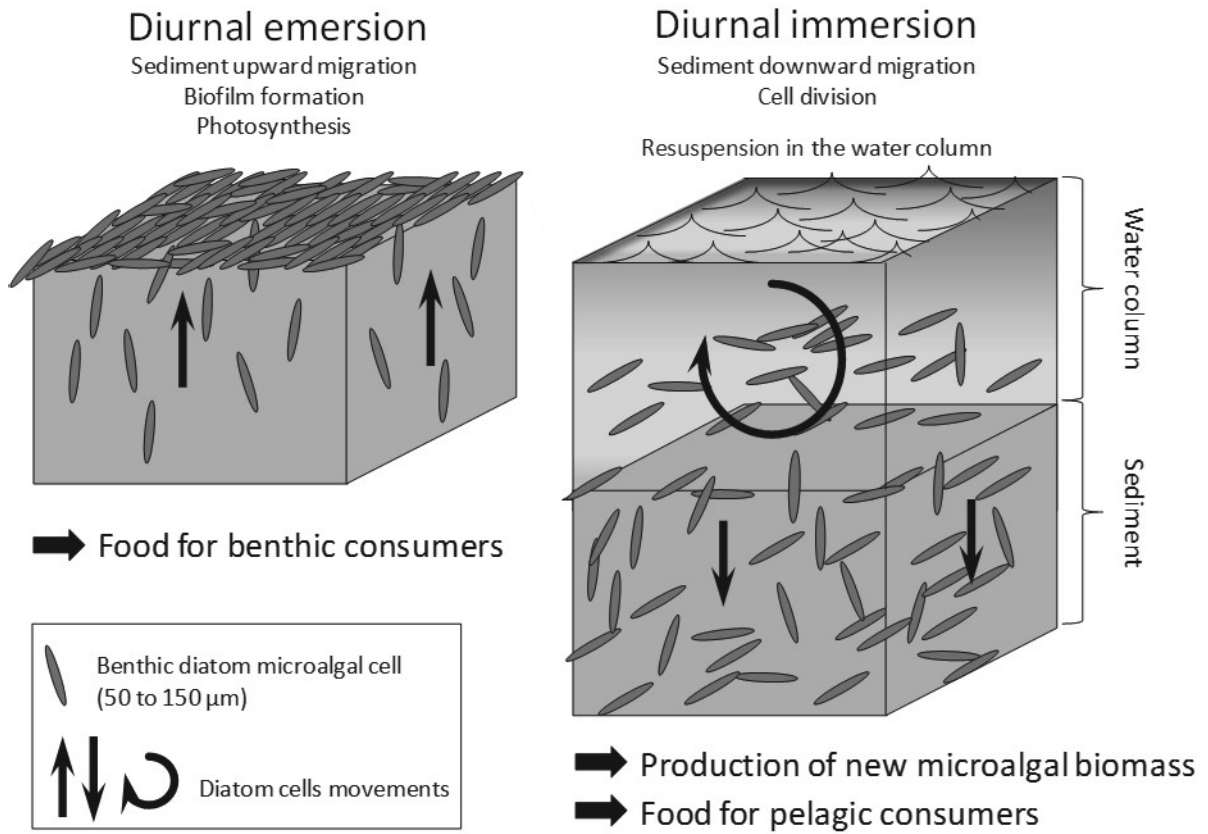


1222

1223


1224

1225 Figure 4



1226

1227



1231 Figure 6



1232