



HAL
open science

Highly Diastereo- and Enantioselective Synthesis of Cyclohepta[b]indoles by Chiral-Phosphoric-Acid-Catalyzed (4+3) Cycloaddition

Coralie Gelis, Guillaume Levitre, Jérémy Merad, Pascal Retailleau, Luc Neuville, Géraldine Masson

► To cite this version:

Coralie Gelis, Guillaume Levitre, Jérémy Merad, Pascal Retailleau, Luc Neuville, et al.. Highly Diastereo- and Enantioselective Synthesis of Cyclohepta[b]indoles by Chiral-Phosphoric-Acid-Catalyzed (4+3) Cycloaddition. *Angewandte Chemie International Edition*, 2018, 57 (37), pp.12121-12125. <10.1002/anie.201807069>. <hal-02324701>

HAL Id: hal-02324701

<https://hal.science/hal-02324701v1>

Submitted on 27 Mar 2023

HAL is a multi-disciplinary open access archive for the deposit and dissemination of scientific research documents, whether they are published or not. The documents may come from teaching and research institutions in France or abroad, or from public or private research centers.

L'archive ouverte pluridisciplinaire HAL, est destinée au dépôt et à la diffusion de documents scientifiques de niveau recherche, publiés ou non, émanant des établissements d'enseignement et de recherche français ou étrangers, des laboratoires publics ou privés.



HAL Authorization

Highly Diastereo- and Enantioselective Synthesis of Cyclohepta[b]indoles *via* Chiral Phosphoric Acid-Catalyzed (4+3)-Cycloaddition

Coralie Gelis,[†] Guillaume Levitre,[†] Jérémy Merad,[†] Pascal Retailleau, Luc Neuville and Géraldine Masson*

Abstract: A highly enantio- and diastereoselective formal (4+3)-cycloaddition of 1,3-diene-1-carbamates with 3-indolylmethanols using a chiral phosphoric acid catalyst is reported. The approach described herein provides efficient access to 6-amino-tetrahydrocyclohepta[b]indoles in good yields with excellent levels of enantioselectivity (>98:2 dr and up to 98% ee) and mostly complete diastereoselectivity. Mild reaction conditions, easy scale-up, and versatile derivatization highlight the practicality of this methodology. The mechanism study suggests that cycloaddition occurs in a stepwise fashion, after formation of an ion pair between the chiral catalytic phosphate and the intermediate carbocation.

Cyclohepta[b]indole unit is present in a large number of natural products, and pharmaceutical drugs.^[1,2] Examples include exotines A and B isolated from *Murraya exotica*,^[2a] actinophyllic acid from the leaves of *Alstonia actinophylla*,^[2b] ervitsine from *Pandacea boiteau*,^[2c] and a synthetic sirtuin 1 inhibitor (Figure 1).^[2d,e] Although their prominence in natural and non-natural bioactive molecules has stimulated considerable synthetic efforts in this area,^[1,2] the construction of cyclohepta[b]indoles in a stereodefined way remains challenging^[3] and very few methods account for the asymmetric formation of such molecules.^[4] Multi-step syntheses have been reported by the groups of Gaich^[4a] and Zheng and You^[4b] in which the cyclohepta[b]indole moiety was delivered by a diastereoselective cyclization of enantioenriched preformed precursor. In 2011, Enders *et al.* reported the first enantioselective synthesis of the corresponding seven-membered ring based on two consecutive Friedel–Crafts reactions catalyzed by a chiral thioamide and Au^I sequentially.^[4c] Even though the enantioselectivity was excellent (up to 99% ee), this elegant approach is mainly limited to the formation of mono-substituted benzocyclohepta[b]indoles. Two years later, Hong *et al.* described an enantioselective organocatalytic one pot, two-step sequential process to synthesize trisubstituted cyclohepta[b]indoles with excellent enantioselectivity, albeit moderate diastereoselectivity.^[4d]

In this context, the development of a straightforward procedure for the synthesis of enantiopure cyclohepta[b]indoles is highly desirable. Among the practicable strategies,^[1,3-7] (4+3)-

cycloadditions^[8] appear as the most efficient, direct, and economical approach. Surprisingly, only one asymmetric version has been disclosed by Sun *et al.* in which Rh-catalyzed dearomative (4+3)-cycloaddition of vinylindoles led to cyclohepta[b]indolines with high ee.^[9] However, the formation of more complex and easily post-functionalizable scaffolds would be particularly useful considering the structural diversity of biologically active cyclohepta[b]indoles. In this way, we wish to report the first highly diastereo- and enantioselective preparation of polysubstituted cyclohepta[b]indoles based on an organocatalyzed (4+3)-cycloaddition process.

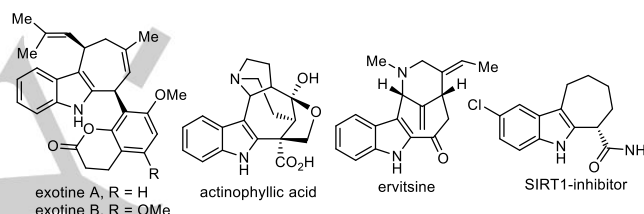


Figure 1. Representative cyclohepta[b]indole compounds.

As part of a program directed toward the stereoselective synthesis of heterocycles,^[10] we recently described an efficient enantioselective synthesis of trisubstituted cyclopenta[b]indoles^[10c] *via* a chiral phosphoric acid-catalyzed (3+2)-cycloaddition between alkylideneindolenium ions generated *in situ* from indolylarylmethanols^[11] and enecarbamates as dienophiles.^[12,13] We also reported that chiral phosphoric catalysts were able to efficiently catalyze asymmetric nitroso-Diels–Alder reactions with 1,3-diene-1-carbamates.^[10b,14] Since (4+3)-cycloadditions have already been established starting from indolylarylmethanols,^[1,6h-m] we reasoned that dienecarbamates could suit well as partners to develop the first catalytic enantioselective (4+3) cycloadditions in the presence of a chiral phosphoric acid. To validate this assumption, we initially attempted to conduct the reaction of indolyl(phenyl)methanol derivative **1a** with benzyl (penta-1,3-dien-1-yl)carbamate **2a** with and 5 mol% of (*R*)-3,3'-bis(2,4,6-triisopropylphenyl)-BINOL (TRIP) phosphoric acid **4** in CH₂Cl₂ in the presence of 4 Å molecular sieves. Gratefully, the reaction proceeded smoothly to afford the corresponding 6-aminotetrahydrocyclohepta[b]indole **3a** in 78% yield with 91% ee as a single all-*cis* diastereomer (entry 1). Toluene was found to be a better solvent furnishing **3a** in slightly better yield with 97% ee (entry 2). Lowering the reaction temperature markedly decreased the yield of **3a** and did not have a significant effect on the enantioselectivity (entry 3). Performing the same reaction in the absence of 4 Å MS led to a lower yield, indicating the deleterious effect of water on the overall process (entry 4). Other drying agents were evaluated, but 4 Å MS provided the best results in terms of both yield and

[*] C. Gelis,[†] G. Levitre,[†] Dr. J. Merad,[†] P. Retailleau, Dr. L. Neuville, Dr. G. Masson
Institut de Chimie des Substances Naturelles CNRS, Univ. Paris-Sud, 1 Avenue de la Terrasse, 91198 Gif-sur-Yvette Cedex, France
Fax: +33 1 69077247
E-mail: geraldine.masson@cnrs.fr

[†] These authors contributed equally to this work.

Supporting information for this article is given via a link at the end of the document.

enantioselectivity (entries 3 vs 5-8). Diversely substituted carbamates can react with **1a** but the best results were obtained with Cbz-protected dienamines (entries 3 vs 9 – 12).

Table 1. Survey of Reaction Conditions for Enantioselective (4+3)-Cycloaddition^[a]

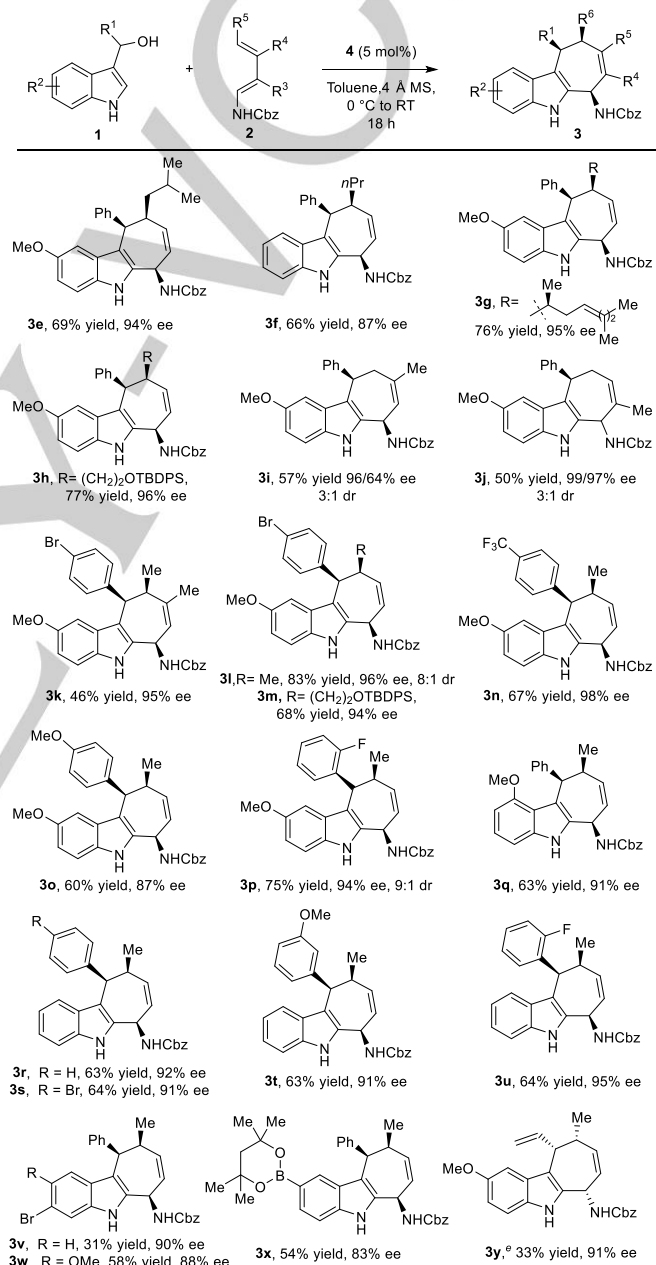
Entry	Solvent	Additive	Product	Yield [%] ^[b]	ee [%] ^[c,d]
1	CH ₂ Cl ₂	4 Å MS	3a	78	91
2	Toluene	4 Å MS	3a	81	97
3 ^[e]	Toluene	4 Å MS	3a	67	97
4	Toluene	–	3a	63	86
5	Toluene	3 Å MS	3a	64	96
6	Toluene	5 Å MS	3a	74	96
7	Toluene	MgSO ₄	3a	59	89
8	Toluene	Na ₂ SO ₄	3a	69	86
9 ^[f]	Toluene	4 Å MS	3a	83	97
10	Toluene	4 Å MS	<i>ent</i> - 3b ^[g]	63	94
11	Toluene	4 Å MS	3c	57	87
12	Toluene	4 Å MS	<i>ent</i> - 3d ^[g]	79	95

3a R = Bn
3b R = -CH₂CH=CH₂
3c R = -CH₂C≡CH
3d R = *t*Bu

[a] Reaction conditions: **1a** (0.10 mmol), **2** (0.11 mmol) and **4** (0.005 mmol) in 2.0 mL of solvent for 18 h at RT. [b] Yields refer to chromatographically pure all *cis*-isomer **3** determined to be higher than 98/2 by ¹H NMR. [c] ee values were determined by HPLC with a chiral stationary phase. [d] All *cis*-configuration was determined by X-ray single crystal structure analysis of racemate (+/-)-**3w** and the absolute configuration (6*R*,9*S*,10*R*) was assigned by X-ray single crystal structure analysis of enantioenriched **9** (see Supporting Information). [e] Performed at 0°C. [f] With 1.0 mmol scale of **1a**. [g] Performed with *ent*-**4** as a catalyst.

Having optimized the reaction conditions for the synthesis of the tetrahydrocyclohepta[*b*]indol-6-yl)carbamate **3a**, we investigated the scope of **4**-catalyzed diastereo- and enantioselective (4+3)-cycloaddition reactions of **1a** with a variety of dienes **2**. In general, the reaction proceeded smoothly with excellent diastereo- and enantioselectivity. For instance, the diene carbamates bearing branched or linear alkyl chains at the C₄ position led to corresponding cycloadducts (**3e–3f**) in good yields. Chiral dienecarbamate derived from (*R*)-citronellol gave **3g** with an excellent enantiomeric excess. Additionally, silyl ethers (**3h**) are compatible functional groups in this process. The diastereoselectivity was substantially affected when non terminal substituted dienes were used. Nevertheless, appreciable level of selectivity remained as observed for compounds **3i** and **3j** (3:1 dr) with excellent enantioselectivity for the major isomer (96% and 97% ee respectively). On the other hand, substituents at the C₃ position of dienes does not affect the selectivity (**3k**). Next,

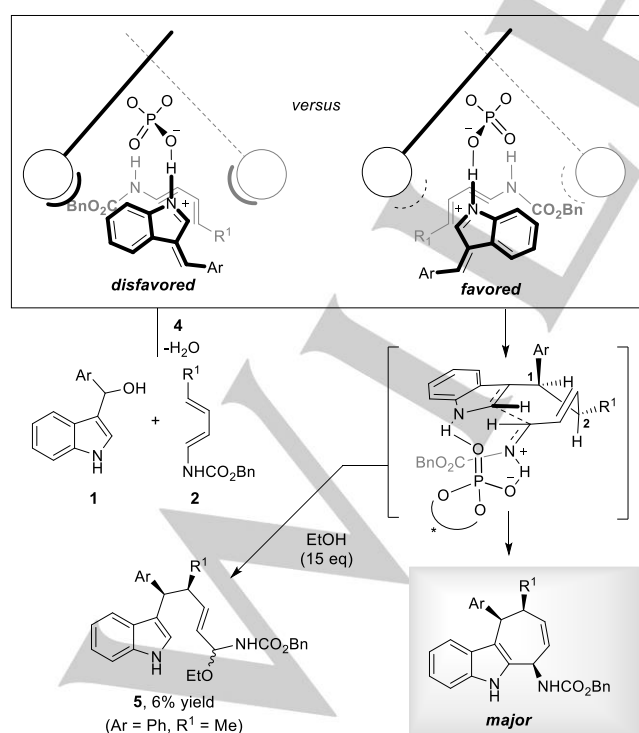
the scope of the reaction was successfully extended to other 3-indolylmethanols **1** under similar conditions. Dipole precursors **1** bearing either electron-rich or electron-deficient aryl groups at 1' position worked well providing the corresponding cyclohepta[*b*]indoles **3i–3o** in generally high enantioselectivities (87–98%). Challenging *ortho*-substituted aryl groups were also tolerated in the cycloaddition, forming **3p** in respectable yield and high enantioselectivity. The displacement of the methoxy group onto the indole C₅-position also provides good results in term of yields and selectivity (**3q**). Finally, we observed that the electronic property of the substituents on the indole did not



Scheme 1. Scope of the enantioselective (4+3)-cycloaddition.^[a,b,c,d] [a] General reaction conditions: **1** (0.10 mmol), **2** (0.10 mmol), and **4** (0.005 mmol) in 2.0 mL of toluene at 0°C to RT for 18 h with 4 Å MS. [b] Yield of isolated pure product after column chromatography. [c] Determined by HPLC analysis on a chiral stationary phase. [d] If unspecified, dr >98/2, determined by ¹H NMR. [e] Synthesized using *ent*-**4** catalyst (10 mol%).

influence much on the enantioselectivity, but strongly affected the reaction yield. For instance, unsubstituted indoles (**3r-3u**) led to the desired products in good yields whereas the presence of electron poor substituents decreased the yield considerably (**3v**). To our delight, indole bearing both an electron-poor and an electron-rich aromatic moiety was successfully used to form **3w** in a respectable yield. More remarkably, the pinacol boronic ester was tolerated allowing further functionalizations of **3x** using cross-coupling reactions. To finish, new opportunities in terms of scaffold diversity and potential post-transformations were offered by the synthesis of **3y** in lower yields but high enantioselectivity.

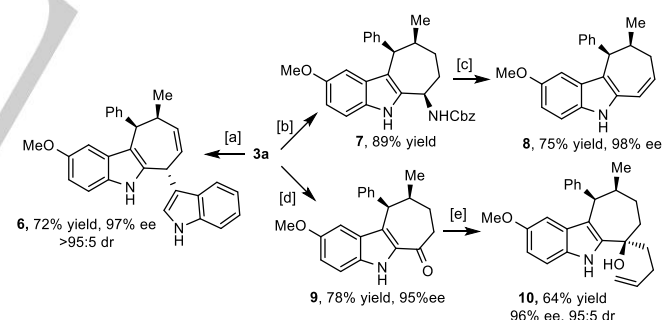
The mechanism of the cycloaddition is assumed to initially involve of H₂O from **1** to generate an ion pair between the new-formed indolium and chiral phosphate. In the meantime, hydrogen bonding between the dienecarbamate NH and the Lewis basic phosphoryl oxygen ensures a highly organized transition state in the enantio-determining step (Scheme 3). Based on the model proposed by Goodman,^[15] the facial selectivity (*Re* face of the indole and *Si* face of the diene) can be rationalized by the chiral environment provided by the tethering phosphoric acid as proposed on scheme 3. Taking into account the reported conformations of cyclohepta-1,4-dienes^[16] and the one of natural products exotines (solution and solid state conformation),^[2a] we can hypothesize that a bent boat-like conformation would be operative in the ring-closing step to afford the all-*cis* product as the major isomer. In the absence of R¹ group (**3f** and **3g**), an easy rotation around the C₁-C₂ bond would bring the aromatic substituent in a more favorable equatorial position leading to a lower diastereoselectivity (see supporting information). The stepwise representation of this reaction is consistent with our previous work on the (3+2)-cycloaddition,^[10a] as well as other reports.^[12, 13a-f] Moreover, the trapped iminium intermediate **5** was isolated in 6% yield when



Scheme 3. Activation model via a putative transition state.

the reaction between **1g** and **2a** was performed in the presence of EtOH (15 eq).

To demonstrate the practicality and scalability of this procedure, we conducted the reaction on a larger scale (1.0 mmol) under standard conditions, which furnished the pure cyclohepta[*b*]indole product **3a** (83% yield and 97% ee) without any loss of efficiency and selectivity (Table 1, entry 9). Pleasingly, **3a** can be readily transformed into other interesting derivatives owing to the presence of functional groups. For instance, indole addition to **3a** using 5 mol% of Bi(OTf)₃ as Lewis acid^[17] to trigger the formation of benzyl cation intermediate resulted in 72% yield of **6** as a single diastereomer providing efficient access to natural related biologically active products.^[18] Moreover, using PtO₂, the endocyclic olefin was chemoselectively hydrogenated in good yield without affecting the *N*-benzyl group. The carbamate functional group is ideally placed and can also serve as an anchorage point for selective transformations. As illustration, the treatment of **3a** with TsOH.H₂O afforded **8** in respectable yield with no change of enantioselectivity. Finally, subjecting of **1a** to aqueous basic conditions did not lead to the anticipated Cbz deprotection. Instead, unexpected ketone **9** was isolated as the sole product in 78% yield without racemization. Its structure was unambiguously identified through an X-ray crystal structure determination (see supporting information). Transition metal-free allylic isomerization of alcohols leading to ketone have already been reported. Depending on the base used, they involve a deprotonation/reprotonation or a radical pathway. Accordingly, a plausible mechanism could follow a base-mediated allylic isomerization leading to an enamide that would next be hydrolyzed under the conditions.^[19] Then, addition of allylmagnesium chloride to **9** resulted in the formation of **10** in 78% yield with high diastereoselectivity (95:5).



Scheme 3. Scale-Up and synthetic transformation of **3a**. Reaction conditions [a] Indole (1 eq), Bi(OTf)₃ (5.0 mol%), toluene/EtOAc (2/1), RT; [b] PtO₂ (5 mol%), H₂ (1 atm), EtOAc, RT. [c] TsOH.H₂O (5.0 eq), THF, RT. [d] LiOH (20 eq), dioxane/H₂O (1.25:1), reflux, 12 h. [e] AllylMgCl (3.0 eq), THF, 0 °C to RT, 3 h.

We reported the first catalytic enantioselective formal (4+3)-cycloaddition of 1,3-diene-1-carbamates with 3-indolylmethanols to furnish 6-amino-tetrahydrocyclohepta[*b*]indoles containing 2 to 3 stereogenic centers in good yields with excellent diastereo- and enantioselectivities (up to 99% ee). The trapping experiments provided sound evidence that the present reaction proceeded via a stepwise mechanism. The excellent yields, enantioselectivities, and operational simplicity make this methodology attractive for the synthesis of natural cyclohepta[*b*]indole products.

Acknowledgements

We thank ICSN and CNRS for financial support; C.G. and G.L. thank Saclay University for the doctoral fellowships; J.M. gratefully acknowledges CNRS for a postdoctoral fellowship.

Keywords: (4+3)-cycloaddition • chiral phosphoric acid • cyclohepta[b]indoles • heterocycle • hydrogen bonding

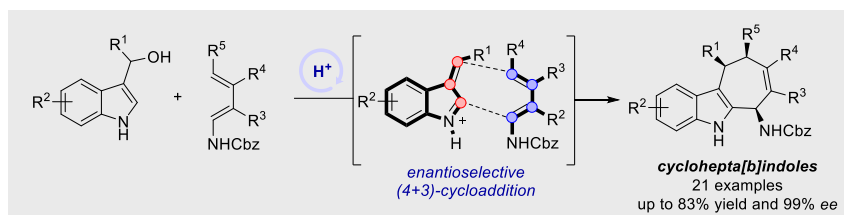
- [1] Selected recent review: a) E. Stempel; T. Gaich *Acc. Chem. Res.* **2016**, *49*, 2390; b) R. R. Gataullin, *Russ. J. Org. Chem.* **2016**, *52*, 1227; c) E. Yamuna, R. A. Kumar, M. Zeller, K. J. R. Prasad, *Eur. J. Med. Chem.* **2012**, *47*, 228.
- [2] a) B.-Y. Liu, C. Zhang, K.-W. Zeng, J. Li, X.-Y. Guo, M.-B. Zhao, P.-F. Tu, Y. Jiang, *Org. Lett.* **2015**, *17*, 4380; b) A. R. Carroll, E. Hyde, J. Smith, R. J. Quinn, G. Guymier, P. I. Forster, *J. Org. Chem.* **2005**, *70*, 1096; c) M. Andriantsiferana, R. Besselièvre, C. Riche, H. P. Husson, *Tetrahedron Lett.* **1977**, *18*, 2587; d) E. Yamuna, R. A. Kumar, M. Zeller, K. J. R. Prasad, *Eur. J. Med. Chem.* **2012**, *47*, 228; e) P. J. Gritsch, E. Stempel, T. Gaich, *Org. Lett.* **2013**, *15*, 5472.
- [3] a) C. L. Martin, L. E. Overman, J. M. Rohde *J. Am. Chem. Soc.* **2010**, *132*, 4894; b) L. Cai, K. Zhang, O. Kwon *J. Am. Chem. Soc.* **2016**, *138*, 3298; c) F. Xue, H. Lu, L. He, W. Li, D. Zhang, X.-Y. Liu, Y. Qin *J. Org. Chem.* **2018**, *83*, 754.
- [4] Enantioselective synthesis of cyclohepta[b]indoles: a) P. J. Gritsch, E. Stempel, T. Gaich, *Org. Lett.* **2013**, *15*, 5472; b) Y. Wang, C. Zheng, S.-L. You, *Angew. Chem. Int. Ed.* **2017**, *56*, 15093; *Angew. Chem.* **2017**, *129*, 15289; c) C. C. J. Loh, J. Badorrek, G. Raabe, D. Enders, *Chem. Eur. J.* **2011**, *17*, 13409; d) N. S. Dange, B.-C. Hong, C.-C. Lee, G.-H. Lee, *Org. Lett.* **2013**, *15*, 3914.
- [5] Selected recent examples: a) M. A. Kroc, A. Prajapati, D. J. Wink, L. L. Anderson, *J. Org. Chem.* **2018**, *83*, 1085; b) C. Challa, S. Varughese, C. H. Suresh, R. S. Lankalappali, *Org. Lett.* **2017**, *19*, 4219; c) U. K. Mishra, S. Yadav, S. S. V. Ramasastry *J. Org. Chem.* **2017**, *82*, 6729; d) Y. Li, C.-Z. Zhu, J. Zhang, *Eur. J. Org. Chem.* **2017**, 6609; e) S. A. Bonderoff, A. Padwa, *J. Org. Chem.*, **2017**, *82*, 642; f) T.-T. Wang, L. Zhao, Y.-J. Zhang, W.-W. Liao, *Org. Lett.* **2016**, *18*, 5002; g) H. Kusama, H. Sogo, K. Saito, T. Suga, N. Iwasawa *Synlett* **2013**, *24*, 1364 and reference therein
- [6] Examples using (4+3) cycloadditions: a) Y. Li, C.-Z. Zhu, J. Zhang *Eur. J. Org. Chem.* **2017**, 6609; b) S.-Z. He, R. P. Hsung, W. R. Presser, Z.-X. Ma, B. J. Haugen, *Org. Lett.* **2014**, *16*, 2180; c) Y.-X. Xie, R.-Y. Tang, R.-J. Song, J.-N. Xiang, J.-H. Li, *J. Org. Chem.* **2014**, *79*, 686; d) J. Zhang, J. Shao, J. Xue, Y. Wang, Y. Li, *RSC Adv.* **2014**, *4*, 63850; e) N. S. Dange, B.-C. Hong, C.-C. Lee, G.-H. Lee, *Org. Lett.* **2013**, *15*, 3914; f) P. J. Gritsch, E. Stempel, T. Gaich, *Org. Lett.* **2013**, *15*, 5472; g) D.-X. Shu, W.-Z. Song, X.-X. Li, W.-P. Tang, *Angew. Chem. Int. Ed.* **2013**, *52*, 3237; *Angew. Chem.* **2013**, *125*, 3319; Examples of (4+3)-cycloadditions with 3-indolylmethanols: h) O. G. Chepurny, C. A. Leech, M. Tomanik, M. C. DiPoto, H. Li, X. Han, Q. Meng, R. N. Cooney, J. Wu, G. G. Holz, *Sci. Rep.* **2016**, *6*, 28934; i) H.-H. Zhang, Z.-Q. Zhu, T. Fan, J. Liang, F. Shi, *Adv. Synth. Catal.* **2016**, *358*, 1259; j) J. Liu, L. Wang, X. Wang, L. Xu, Z. Hao, J. Xiao, *Org. Biomol. Chem.* **2016**, *14*, 11510; k) K.-S. Cao, H.-X. Bian, W.-H. Zheng, *Org. Biomol. Chem.* **2015**, *13*, 6449; l) W. Gong, Y. Liu, J. Zhang, Y. Jiao, J. Xue, Y. Li, *Chem. Asian J.* **2013**, *8*, 546; m) X.-P. Han, H. Li, R. P. Hughes, J. Wu, *Angew. Chem. Int. Ed.* **2012**, *51*, 10390; *Angew. Chem.* **2012**, *124*, 10536.
- [7] Examples using other cycloadditions, see: a) G. Mei, H. Yuan, Y. Gu, W. Chen, L. W.; Chung, C.-C. Li, *Angew. Chem. Int. Ed.* **2014**, *53*, 11051; *Angew. Chem.* **2014**, *126*, 11231; b) Z. Wang, Y. Addepalli, Y. He, *Org. Lett.* **2018**, *20*, 644.
- [8] Selected reviews a) J. L. Mascarenas, M. Gulías, F. Lopez, In *Comprehensive Organic Synthesis*, 2nd ed.; P. Knochel, G. Molander, Eds.; Elsevier: Amsterdam, 2014; Vol. 5, p 595; b) S. Y. Y. Lam, P. Chiu, In *Methods and Applications of Cycloaddition Reactions in Organic Syntheses*; N. Nishiwaki, Ed.; John Wiley & Sons: Hoboken, NJ, 2014, p 565; c) D. E. Jones, M. Harmata, In *Methods and Applications of Cycloaddition Reactions in Organic Syntheses*; N. Nishiwaki, Ed.; John Wiley & Sons: Hoboken, NJ, 2014; p 599; d) M. Harmata, *Chem. Commun.* **2010**, *46*, 8886; e) M. Harmata, *Chem. Commun.* **2010**, *46*, 8904; f) M. Harmata, P. Rashatasakhon, *Tetrahedron* **2003**, *59*, 2371; f) M. Harmata, *Acc. Chem. Res.* **2001**, *34*, 595.
- [9] G. Xu, L. Chen, J. Sun, *Org. Lett.* **2018**, *20*, 3408
- [10] a) L. Jarrige, F. Blanchard, G. Masson, *Angew. Chem. Int. Ed.* **2017**, *56*, 10573; *Angew. Chem.* **2017**, *129*, 10709; b) J. Pous, T. Courant, G. Bernadat, B. I. Ioga, F. Blanchard, G. Masson, *J. Am. Chem. Soc.* **2015**, *137*, 11950; c) C. Lebé, A. Kataja, F. Blanchard, G. Masson, *Chem. Eur. J.* **2015**, *21*, 8399; d) G. Dagousset, W. Erb, J. Zhu, G. Masson, *Org. Lett.* **2014**, *16*, 2554; e) J. Briöche, T. Courant, L. Alcaraz, M. Stocks, M. Furber, J. Zhu, G. Masson, *Adv. Synth. Catal.* **2014**, *356*, 1719; f) L. He, G. Laurent, P. Retailleau, B. Folléas, J.-L. Brayer, G. Masson, *Angew. Chem. Int. Ed.* **2013**, *52*, 11088; *Angew. Chem.* **2013**, *125*, 11294; g) A. Alix, C. Lalli, P. Retailleau, G. Masson, *J. Am. Chem. Soc.* **2012**, *134*, 10389; h) G. Dagousset, P. Retailleau, G. Masson, J. Zhu, *Chem. Eur. J.* **2012**, *18*, 5869; i) L. He, M. Bekkaye, P. Retailleau, G. Masson, *Org. Lett.* **2012**, *14*, 3158; j) G. Dagousset, J. Zhu, G. Masson, *J. Am. Chem. Soc.* **2011**, *133*, 14804; k) H. Liu, G. Dagousset, G. Masson, P. Retailleau, J. Zhu, *J. Am. Chem. Soc.* **2009**, *131*, 4598
- [11] Selected reviews: a) G.-J. Mei, F. Shi *J. Org. Chem.* **2017**, *82*, 7695; b) A. O. Kataja, G. Masson, *Tetrahedron* **2014**, *70*, 8783; c) Y. Chen, L. Wang, J. Xiao, *Asian J. Org. Chem.* **2014**, *3*, 103; d) L. Chen, X.-P. Yin, C.-H. Wang, J. Zhou, *Org. Biomol. Chem.* **2014**, *12*, 6033; e) L. Wang, Y. Chen, J. Xiao, *Asian J. Org. Chem.* **2014**, *3*, 1036; f) A. Palmieri, M. Petrini, R. R. Shaikh, *Org. Biomol. Chem.* **2010**, *8*, 1259.
- [12] Recent reviews on chiral phosphoric acid catalysis: a) J. Merad, C. Lalli, G. Bernadat, J. Maury, G. Masson, *Chem. Eur. J.* **2018**, *24*, 3925; b) D. Parmar, E. Sugiono, S. Raja, M. Rueping, *Chem. Rev.* **2014**, *114*, 9047; c) S. Schenker, A. Zamfir, M. Freund, S. B. Tsogoeva, *Eur. J. Org. Chem.* **2011**, 2209; d) M. Rueping, A. Kuenkel, I. Atodiresei, *Chem. Soc. Rev.* **2011**, *40*, 4539; e) D. Kampen, C. M. Reisinger, B. List, *Top. Curr. Chem.* **2010**, *291*, 395; f) M. Terada, *Bull. Chem. Soc. Jpn.* **2010**, *83*, 101; g) M. Terada, *Synthesis* **2010**, 1929; h) M. Terada, *Chem. Commun.* **2008**, 4097; i) T. Akiyama, *Chem. Rev.* **2007**, *107*, 5744; j) T. Akiyama, J. Itoh, K. Fuchibe, *Adv. Synth. Catal.* **2006**, *348*, 999; also, see: k) T. Akiyama; K. Mori, *Chem. Rev.* **2015**, *115*, 9277.
- [13] Selected examples of enantioselective (3+2)-cycloadditions: a) T. Fan, H.-H. Zhang, C. Li, Y. Shen, F. Shi, *Adv. Synth. Catal.* **2016**, *358*, 2017; b) K. Bera; C. Schneider, *Org. Lett.* **2016**, *18*, 5660; c) F. Shi, H.-H. Zhang, X.-X. Sun, J. Liang, T. Fan, S.-J. Tu, *Chem. Eur. J.* **2015**, *21*, 3465; d) W. Tan, X. Li, Y.-X. Gong, M.-D. Ge, F. Shi, *Chem. Commun.* **2014**, *50*, 15901; e) C. Zhang, L.-X. Zhang, Y. Qiu, B. Xu, Y. Zong, Q.-X. Guo, *RSC Adv.* **2014**, *4*, 6916; f) B. Xu, Z.-L. Guo, W.-Y. Jin, Z.-P. Wang, Y.-G. Peng, Q.-X. Guo, *Angew. Chem. Int. Ed.* **2012**, *51*, 1059; *Angew. Chem.* **2012**, *124*, 1083; Selected examples of enantioselective (3+3)-cycloadditions: g) X.-X. Sun, C. Li, Y.-Y. He, Z.-Q. Zhu, G.-J. Mei, F. Shi, *Adv. Synth. Catal.* **2017**, *359*, 2660; h) W. Dai, H. Lu, X. Li, F. Shi, S.-J. Tu, *Chem. Eur. J.* **2014**, *20*, 11382; i) F. Shi, R.-Y. Zhu, W. Dai, C.-S. Wang, S.-J. Tu, *Chem. Eur. J.* **2014**, *20*, 2597
- [14] Selected examples using dienecarbamates in enantioselective (4+2)-cycloaddition: a) N. Momiyama, H. Tabuse, H. Noda, M. Yamanaka, T. Fujinami, K. Yamanishi, A. Izumiseki, K. Funayama, F. Egawa, S. Okada, H. Adachi, M. Terada, *J. Am. Chem. Soc.* **2016**, *138*, 11353; b) N. Momiyama, K. Funayama, H. Noda, M. Yamanaka, N. Akasaka, S. Ishida, T. Iwamoto, M. Terada *ACS Catal.* **2016**, *6*, 949; c) Y. Nishikawa, S. Nakano, Y. Tahira, K. Terazawa, K. Yamazaki, C. Kitamura, O. Hara, *Org. Lett.* **2016**, *18*, 2004; d) N. Momiyama, T. Konno, Y. Furiya, T. Iwamoto, M. Terada, *J. Am. Chem. Soc.* **2011**, *133*, 19294.
- [15] J. P. Reid, J. M. Goodman, *Chem. Eur. J.* **2017**, *23*, 14248.
- [16] K. A. Brameld, B. Kuhn, D. C. Reuter, M. Stahl, *J. Chem. Inf. Model.* **2008**, *48*, 1.
- [17] Selected examples concerning carbamates: J. Jaratjaroonpong, S. Tuengpanya, S. Ruengsangtongkul *J. Org. Chem.* **2015**, *80*, 559; b) S. Ruengsangtongkul, P. Taprasert, U. Siriona, J. Jaratjaroonpong, *Org. Biomol. Chem.* **2016**, *14*, 8493.
- [18] Selected examples: a) B. N. Reddy, C. V. Ramana, *Tetrahedron*, **2017**, *73*, 888; b) J.-Z. Huang, C.-L. Zhang, Y.-F. Zhu, L.-L. Li, D.-F. Chen, Z.-Y. Han, L.-Z. Gong, *Chem. Eur. J.* **2015**, *21*, 8389; c) S.-S. Ma, W.-L. Mei,

Z.-K. Guo, S.-B. Liu, Y.-X. Zhao, D.-L. Yang, Y.-B. Zeng, B. Jiang, H.-F. Dai, *Org. Lett.* **2013**, *15*, 1492.

[19] Selected examples: (a) H.-X. Zheng, Z.-F. Xiao, C.-Z. Yao, Q.-Q. Li, X.-S. Ning, Y.-B. Kang and Y. Tang, *Org. Lett.* **2015**, *17*, 6102; (b) (c) K. Mondal, B. Mondal and S. C. Pan, *J. Org. Chem.* **2016**, *81*, 4835; (c) S. Martínez-Erro, A. Sanz-Marco, A. B. Gómez, A. Vázquez-Romero, M. S. G. Ahlquist and B. Martín-Matute, *J. Am. Chem. Soc.* **2016**, *138*, 13408.

WILEY-VCH

COMMUNICATION



How chiral protons make large rings: The first chiral phosphoric acid-catalyzed formal (4+3)-cycloaddition between dienecarbamates and 3-indolylmethanols is reported. Various functionalities at different ends of both substrates offer rapid access to optically active 6-amino-tetrahydrocyclohepta[b]indoles bearing three stereogenic centers in one pot. The salient features of this reaction include mild conditions, good yields, good to excellent diastereo- and enantioselectivity, ease of scale-up, and post- transformations.

Jérémy Merad, Coralie Gelis,[†]
Guillaume Levitre,[†] Pascal Retailleau,
Luc Neuville and Géraldine Masson*

Page No. – Page No.

**Highly Diastereo- and
Enantioselective Synthesis of Cyclo-
hepta[b]indoles via Chiral Phosphoric
Acid-Catalyzed (4+3)-Cycloaddition**