



HAL
open science

Suppressed Auger scattering and tunable light emission of Landau-quantized massless Kane electrons

Dmytro But, Martin Mittendorff, Christophe Consejo, Frédéric Teppe, Nikolay Mikhailov, Sergey Dvoretzky, Clément Faugeras, Stephan Winnerl, Manfred Helm, Wojciech Knap, et al.

► To cite this version:

Dmytro But, Martin Mittendorff, Christophe Consejo, Frédéric Teppe, Nikolay Mikhailov, et al.. Suppressed Auger scattering and tunable light emission of Landau-quantized massless Kane electrons. *Nature Photonics*, 2019, 100 (8), pp.783-787. <10.1038/s41566-019-0496-1>. <hal-02324517>

HAL Id: hal-02324517

<https://hal.science/hal-02324517v1>

Submitted on 16 Nov 2020

HAL is a multi-disciplinary open access archive for the deposit and dissemination of scientific research documents, whether they are published or not. The documents may come from teaching and research institutions in France or abroad, or from public or private research centers.

L'archive ouverte pluridisciplinaire **HAL**, est destinée au dépôt et à la diffusion de documents scientifiques de niveau recherche, publiés ou non, émanant des établissements d'enseignement et de recherche français ou étrangers, des laboratoires publics ou privés.



HAL Authorization

Suppressed Auger scattering and tunable light emission of Landau-quantized massless Kane electrons

D. B. But,^{1,2} M. Mittendorff,^{3,4} C. Consejo,¹ F. Teppe,¹ N. N. Mikhailov,⁵ S. A. Dvoretzkii,⁵
C. Faugeras,⁶ S. Winnerl,³ M. Helm,³ W. Knap,^{1,2} M. Potemski,^{6,7} and M. Orlita^{6,8,*}

¹Laboratoire Charles Coulomb, UMR CNRS 5221,
University of Montpellier, Montpellier 34095, France

²International Research Centre CENTERA, Institute of High Pressure Physics,
Polish Academy of Sciences, 01-142 Warsaw, Poland

³Helmholtz-Zentrum Dresden-Rossendorf, PO Box 510119, 01314 Dresden, Germany

⁴Universität Duisburg-Essen, Fakultät für Physik, 47057 Duisburg, Germany

⁵A.V. Rzhanov Institute of Semiconductor Physics, Siberian Branch,
Russian Academy of Sciences, Novosibirsk 630090, Russia

⁶Laboratoire National des Champs Magnétiques Intenses,
CNRS-UGA-UPS-INSA-EMFL, 25 rue des Martyrs, 38042 Grenoble, France

⁷Faculty of Physics, Institute of Experimental Physics,
University of Warsaw, ul. Pasteura 5, 02-093 Warszawa, Poland

⁸Charles University, Faculty of Mathematics and Physics,
Ke Karlovu 5, 121 16 Prague 2, Czech Republic

The Landau level laser has been proposed a long time ago as a unique source of monochromatic radiation, widely tunable in the THz and infrared spectral ranges using a magnetic field. Despite many efforts, this appealing concept never resulted in the design of a reliable device. This is due to efficient Auger scattering of Landau-quantized electrons, which is an intrinsic non-radiative recombination channel that eventually gains over cyclotron emission in all materials studied so far: in conventional semiconductors with parabolic bands, but also in graphene with massless electrons. Auger processes are favored in these systems by Landau levels (or their subsets) equally spaced in energy. Here we show that this scheme does not apply to massless Kane electrons in gapless HgCdTe, where undesirable Auger scattering is strongly suppressed and sizeable cyclotron emission observed, for the first time from massless particles. The gapless HgCdTe thus appears as a material of choice for future Landau level lasers.

When a magnetic field is applied to a solid, the continuous density of electronic states transforms into a set of discrete energy levels, known as Landau levels (LLs). Electrons excited in such a ladder may recombine with emission of photons. This process can be viewed as an inverse of cyclotron resonance¹ and it is referred to as cyclotron emission²⁻⁵. The idea to construct the LL laser by achieving stimulated cyclotron emission² is as old as the experimental realization of the very first laser itself⁶. Wavelength tunability represents a great advantage of this concept. The strength of the magnetic field B defines the spacing between LLs, and therefore, also the emission frequency of the laser. This frequency typically corresponds to the far infrared (terahertz) spectral range. The successful realization of the LL laser^{2,7-10} would thus bridge the so-called terahertz gap^{11,12}, which

still exists despite a considerable effort of several generations of physicists.

There is, however, a fundamental difficulty that has been recognized during the very first attempts to test the concept of a LL laser. In conventional materials, with quadratically dispersing electronic bands, and therefore, with a well-defined mass m of charge carriers, the LL spectrum is equidistant: $E_N^S = \hbar\omega_c(N + 1/2)$ for $N = 0, 1, 2$, with the spacing defined by the classical cyclotron frequency $\omega_c = eB/m$. In such materials, cyclotron emission is an intrinsically weak effect^{2,3,13}. This is due to two independent processes which compete with cyclotron emission: reabsorption of cyclotron radiation² and Auger inter-LL recombination^{14,15} (Fig. 1a). At higher pumping rates, the latter becomes extremely efficient for electrons within the equidistant LL ladder, and in consequence, the excited LLs become depleted with a characteristic rate proportional to the number of electrons in this level ($\tau^{-1} \propto n$)¹³. Stronger pumping, either optical or electrical, in systems with parabolic bands does not enhance cyclotron emission, but instead, increases the probability of Auger scattering. The inversion of population thus cannot be achieved. Electrons promoted via Auger processes to higher LLs then relax via non-radiative channels, most often by emission of optical phonons³.

To overcome this obstacle, various systems with non-equidistant LLs have been proposed as appropriate materials for a LL laser^{2,16}. These may be found, for instance, in different narrow-gap materials or in the valence band of zinc-blende semiconductors. So far, stimulated cyclotron emission was achieved only in bulk germanium in which a non-equidistant spacing of valence-band LLs was created by crossed electric and magnetic fields¹⁷, alas in the regime close to the electrical breakdown of this material. In other attempts, quantum cascade structures have also been tested to achieve efficient cyclotron emission^{18,19}.

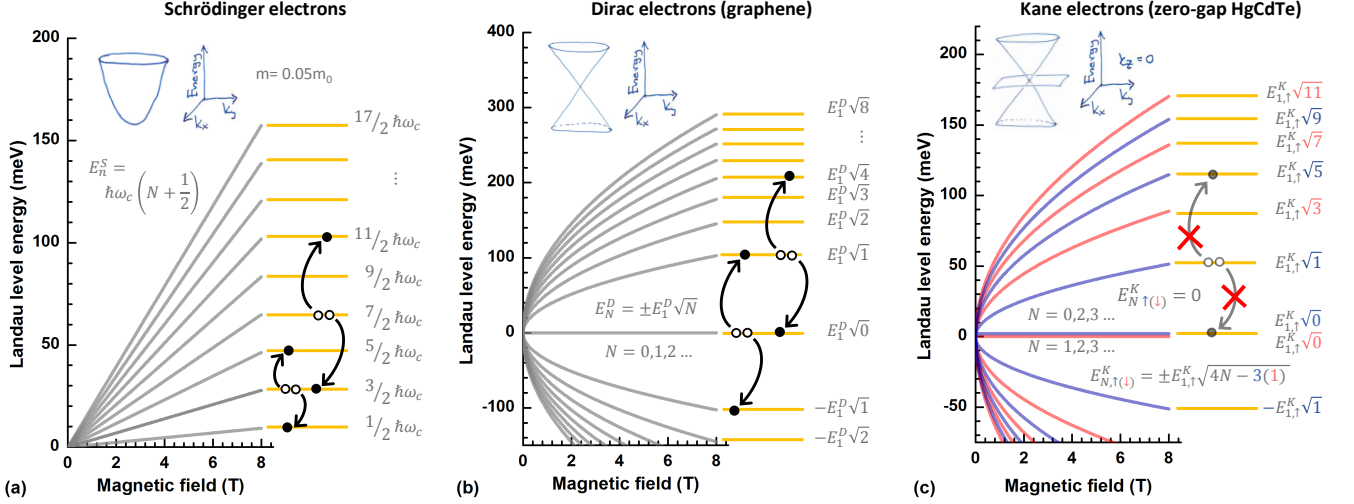


FIG. 1. Landau level ladders and possible paths for Auger scattering of massive and massless electrons. The B -dependence and spacing of Landau levels for conventional massive (Schrödinger) electrons, Dirac electrons in graphene and massless Kane electrons (at $k = 0$), in part (a), (b) and (c), respectively. The arrows in LL ladders correspond to the Auger scattering processes discussed in the main text.

Renewed impetus to investigate cyclotron emission came along with the fabrication of graphene, which was considered as an ideal system with non-equidistant LLs for the implementation of the LL laser^{10,20}. Its conical band may be viewed as an extreme case of non-parabolicity and implies, for a given velocity parameter v , a specific sequence of LLs, $E_N^D = \pm v\sqrt{2e\hbar BN}$ for $N = 0, 1, 2, \dots$, which displays the \sqrt{N} spacing, typical of massless Dirac electrons (Fig. 1b). However, to the best of our knowledge, no cyclotron emission, let alone the Landau level laser based on graphene, has been reported so far, despite pertinent theoretical predictions and numerous experimental attempts^{10,20–26}.

This surprising lack of optical emission seems to be still a consequence of Auger scattering. Initially, such processes were expected to vanish in Landau-quantized graphene, but finally they were experimentally proven to be present and very efficient^{27,28}. The reason behind is simple. The LL spectrum in graphene: $E_N^D \propto \sqrt{N}$ for $N = 0, 1, 2, \dots$, includes subsets of equidistant levels. For instance, LLs with indices $N = 0, \pm 1, \pm 4, \pm 9, \dots$ or $0, \pm 2, \pm 8, \pm 18, \dots$, are equally spaced and may thus support, similar to conventional materials, efficient Auger recombination (Fig. 1b). Notably, such a conclusion is valid not only for graphene, but for any other system with a conical band described by the Dirac Hamiltonian for particles with a zero rest mass.

Fortunately, one may find other systems with massless electrons, described by a Hamiltonian that differs from the Dirac one. In such systems, equidistantly spaced LLs may be avoided and undesirable Auger scattering possibly suppressed. In this paper, we test Landau-quantized 3D massless Kane electrons^{29–32} against the efficiency of

Auger scattering and against the possibility of efficient LL emission. This type of massless electrons appears in conventional bulk zinc-blende semiconductors when their energy band gap – the parameter responsible for the generation of the non-zero band mass of electrons and holes, and therefore, also Schrödinger-like behavior of these carriers – vanishes, for instance, in the ternary compound HgCdTe explored in this paper.

In magnetic fields, the conical band of 3D massless Kane electrons splits into LLs, or more precisely, Landau bands, which resemble those of massless Dirac electrons³³:

$$E_{N,\sigma}^K(k) = \pm v\sqrt{2e\hbar B(N - 1/2 + \sigma/2) + \hbar^2 k^2}, \quad (1)$$

where $N = 1, 2, 3, \dots$ is the LL index and k the momentum along the applied magnetic field. However, the splitting due to spin is given by $\sigma = \pm 1/2$ and differs from the one known for genuine Dirac-type electrons ($\sigma = \pm 1$). As a result, the LL spectrum of massless Kane electrons (Fig. 1c): $E_N^K \propto \sqrt{N}$ for $N = 0, 1, 3, 5, \dots$, does not include any subsets of equally spaced LLs at $k = 0$, where the maxima in the density of states are. In contrast, 3D Dirac electrons with $\sigma = \pm 1$ display at $k = 0$ the spacing $E_N^D \propto \sqrt{N}$ where $N = 0, 1, 2, 3, \dots$, which is identical to that of 2D graphene.

Moreover, there exists a set of narrowly spaced LLs, which originates from the weakly dispersing (nearly flat) band. In the simplest approach, these LLs do not disperse with B : $E_{n,\sigma}^K = 0$ for $n = 0, 2, 3, 4, \dots$. Excitations from this flat band to conduction-band LLs constitute a dominant contribution to the optical response at low photon energies and follow the standard selection rules, $N \rightarrow N \pm 1$, for electric-dipole transitions^{31,32,34}.

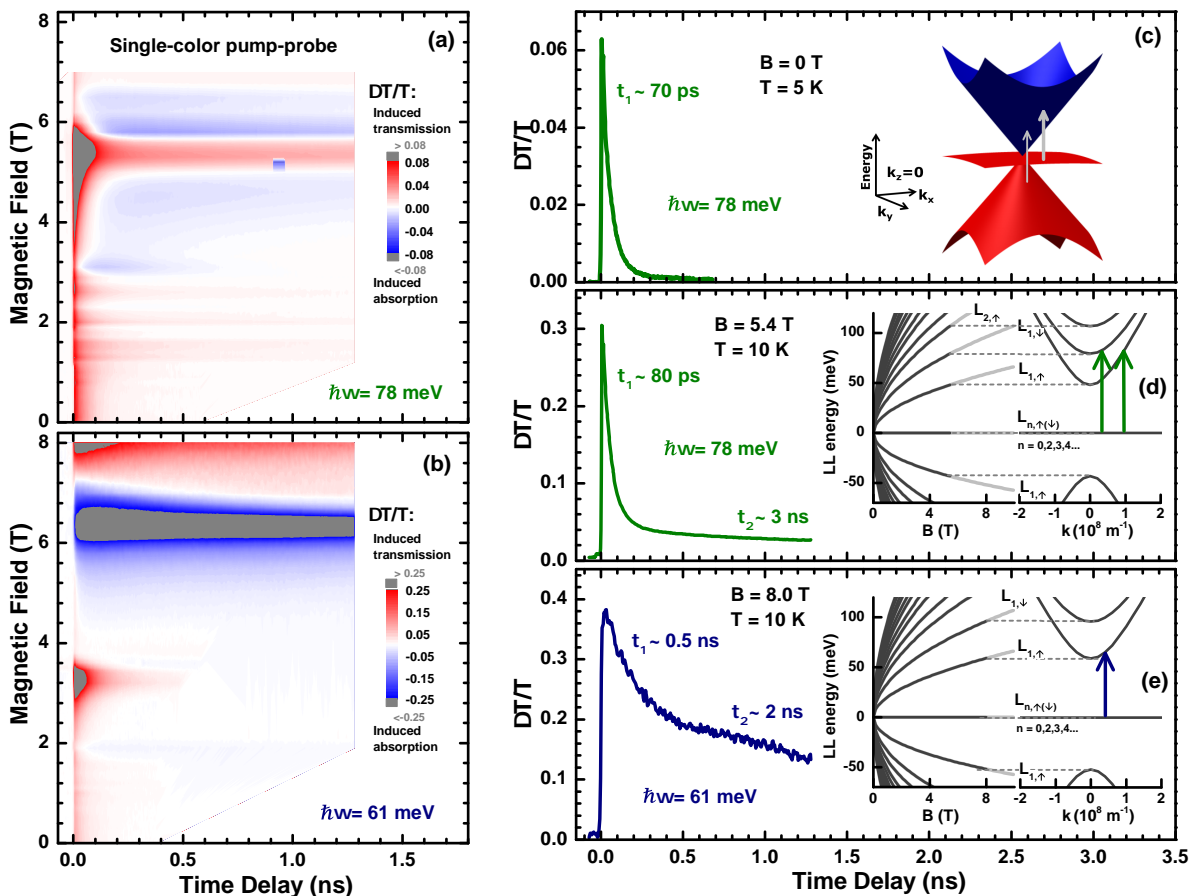


FIG. 2. **Pump-probe experiments and Auger scattering of Landau-quantized massless Kane electrons.** (a) and (b) False-color maps of induced transmission $\Delta T/T$ measured at $T = 10$ K and for laser photon energies $\hbar\omega = 78$ meV (upper panel) and 61 meV (lower panel) as a function of the time delay and magnetic field, showing both, pronounced induced transmission ($\Delta T/T > 0$) and absorption ($\Delta T/T < 0$). (c-e) Selected pump-probe transients. The inter-LL excitations in (d) and (e) follow the standard selection rules for electric-dipole transitions which are active in linearly polarized light, $N \rightarrow N \pm 1$, and schematically shown in the corresponding insets.

To test Landau-quantized electrons in gapless HgCdTe for the presence of Auger scattering, we have employed a degenerate pump-probe technique, using the free-electron laser emitting ~ 3 -ps-long pulses in the mid-infrared range. The results are plotted in Figs. 2a and b, in the form of false color-maps, for two different photon energies of the laser. These maps show pump-probe transients, *i.e.*, the pump-induced relative change of transmission, $\Delta T/T$, as a function of the applied magnetic field and time delay between pump and probe pulses. One immediately concludes that $\Delta T/T$ undergoes a fairly complex evolution in both, its amplitude and sign, on a characteristic time scale extending up to nanoseconds.

To illustrate the observed behavior in greater detail, three selected pump-probe traces are plotted in Figs. 2c-e. At $B = 0$, the observed induced transmission (bleaching) is primarily due to electrons excited from the fully occupied heavy-hole-like flat band to the upper conical band (inset of Fig. 2c). The contribution of excitations from the lower cone is considerably weaker. The induced

transmission exhibits a nearly mono-exponential decay, with a characteristic time, $\tau = 70$ ps, which is comparable to that in other gapless systems with conical bands, such as graphene³⁵. This relatively fast relaxation may be associated with the emission of phonons.

When the magnetic field is applied, one observes a pronounced change in $\Delta T/T$ transients. For particular values of B , the second component develops, with a characteristic decay time in the nanosecond range. The appearance of this slow component clearly coincides with the resonant pumping into the bottom of Landau bands. This is illustrated in Fig. 2d, where the $\Delta T/T$ trace collected at $B = 5.4$ T and $\hbar\omega = 78$ meV is plotted. In this particular case, electrons are pumped from the flat band to two lowest lying conduction-band LLs, see the inset of Fig. 2d. The faster component, with a relaxation rate not much different from the zero-field one ($\tau \approx 80$ ps), can be associated with the relaxation of electrons excited into the lowest Landau band ($E_{1,\uparrow}^K$). This relaxation of electrons from states with finite-momentum towards

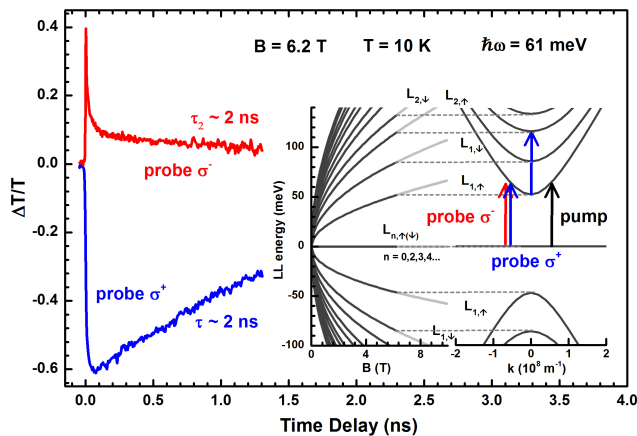


FIG. 3. **Pump-probe experiments using circularly polarized probe beam.** Pump-probe transients collected at $B = 6.2$ T using the laser photon energy of $\hbar\omega = 61$ meV and circularly polarized probe beam. The involved excitations, which follow the standard electric-dipole selection rules for right and left circularly polarized radiation: $N \rightarrow N + 1$ and $N \rightarrow N - 1$, respectively, are schematically shown in the inset.

$k \approx 0$ is probably due to emission of phonons. Most likely, electrons relax via emission of acoustic phonons. The slow component, appearing only when electrons are pumped resonantly from/to states around $k \approx 0$, reflects the existence of long-living electrons at the bottom of the $E_{1,\downarrow}^K$ Landau band. Another example of the slowly decaying component in the pump-probe transient is shown in Fig. 2e. This $\Delta T/T$ trace was collected at $B = 8$ T and $\hbar\omega = 61$ meV, when only the lowest LL in the conduction band ($E_{1,\uparrow}^K$) is pumped close to zero-momentum states.

Experiments with circularly polarized radiation represent another way to visualize how the relaxation of photo-excited electrons in gapless HgCdTe is slowed-down when the magnetic field is applied. Pump-probe transients collected using a linearly polarized pump pulse, but with a circularly polarized probe pulse are depicted in Fig. 3. In this particular case, electrons are excited by the pump pulse from the flat band to the lowest lying LL only, as schematically shown by the vertical arrow in the inset of Fig. 3. The transient recorded using σ^- -polarized probe shows positive $\Delta T/T$, with an initial fast decay due to the relaxation of electrons to the bottom of $E_{1,\uparrow}^K$ level and slower component indicating a nanosecond-long lifetime of excited electrons around $k \approx 0$. Different behavior, *i.e.*, strong induced absorption $\Delta T/T < 0$, is observed when the probing beam is σ^+ polarized. In this latter case, the induced absorption is primarily due to the $E_{1,\uparrow}^K \rightarrow E_{2,\uparrow}^K$ transition which becomes activated due to electrons promoted to the $E_{1,\uparrow}^K$ level by the pump pulse. This excitation corresponds to the fundamental cyclotron mode, which becomes resonant with the laser photon energy ($\hbar\omega = 61$ meV) just at the selected magnetic field of $B = 6.2$ T.

Let us now discuss the main findings of our pump-probe experiments. These show that electrons in Landau-

quantized gapless HgCdTe relax with relatively long decay times, at the scale of nanoseconds. In addition, the presented pump-probe experiments were performed at relatively high photon fluences, $\sim 0.5 \mu\text{J}\cdot\text{cm}^{-2}$. These translate, for the chosen photon energy, into the photon flux of 10^{14} cm^{-2} per pulse. Due to the relatively large absorption coefficient³¹, which in the linear regime, at $\hbar\omega \approx 70$ meV and $B = 0$, reaches $\lambda \approx 3 \times 10^3 \text{ cm}^{-1}$, a significant part of the flux is absorbed in the explored 3- μm -thick layer of gapless HgCdTe. This corresponds to more than 10^{16} cm^{-3} electrons promoted from the flat band to the upper conical band by a single pump pulse. Since there is no decay observed at the scale of the pulse duration (~ 3 ps), this number serves as a rough estimate of the electron density in the sample just after the pump pulse.

One may compare this carrier density and the deduced relaxation time, with the results obtained in conventional semiconductors, where a strong decrease of relaxation time with the electron density has been reported: $\tau \propto n^{-1}$, see Refs. 3, 4, and 13. In conventional semiconductors, the nanosecond decay times are only found at very low carrier densities in the excited LL, in the range of 10^{12} - 10^{13} cm^{-3} . For the carrier density close to 10^{16} cm^{-3} in a parabolic-band semiconductor, one expects the electron relaxation time to drop down to the sub-picosecond range³ due to efficient Auger processes. This is more than three orders of magnitude less than relaxation times observed in gapless HgCdTe in a magnetic field. This indicates that Auger scattering is indeed strongly suppressed for Landau-quantized massless Kane electrons as compared to other materials explored so far. We interpret this suppression as a direct consequence of the specific LL spectrum, which does not include any subset of equidistant levels (around $k \approx 0$).

Since the rate of inter-LL Auger scattering follows the degeneracy of Landau levels ($\propto B$) and the strength of interaction between Landau-quantized electrons ($\propto \sqrt{B}$)³⁶, we expect similarly long lifetimes also at lower magnetic fields. Let us also note that the observed lifetime of electrons, even though unusually long as compared to any so-far explored Landau-quantized semiconductor or semimetal³, remains still significantly shorter than spontaneous cyclotron radiative lifetime. This latter time can be for massless electrons estimated using the simple formula¹⁰, $\tau_{\text{sp}}^{-1} \sim \alpha\omega_c(v/c)^2$, where α is the fine structure constant, c speed of light in vacuum and the characteristic ω_c cyclotron frequency ($\tau_{\text{sp}} \approx 10^{-6}$ s in the THz range for $v = 10^6$ m/s). Hence, there still exist other (non-radiative) channels which dominate the recombination, such as electron-phonon interaction giving rise to emission of phonons.

The observed slowing-down in the relaxation dynamics of electrons induced by the magnetic field, with the overall lifetime of photo-excited electrons in the nanosecond range, calls for cyclotron emission experiments. We have performed such experiments in the THz spectral range, which is the most relevant one for applications of

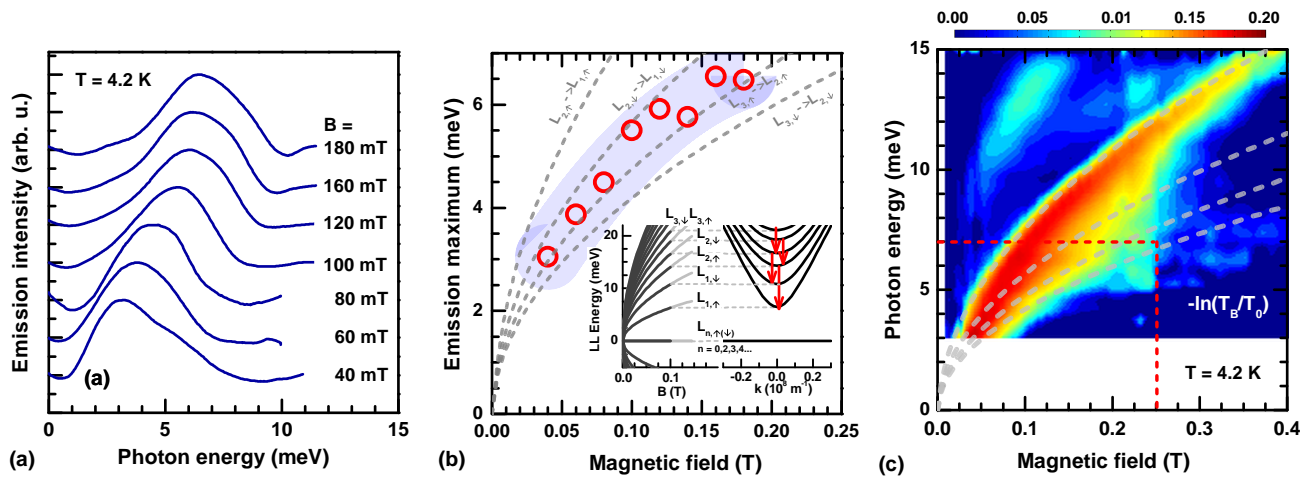


FIG. 4. **Cyclotron-emission and absorption of 3D massless Kane electrons.** (a) Cyclotron emission spectra measured on gapless HgCdTe sample kept in the liquid helium at selected values of the magnetic field. (b) Experimentally deduced maxima of emission compared with theoretically expected cyclotron modes (dashed lines), see the text. The grey area correspond to the error bar of cyclotron emission maxima. The LL spectrum with schematically depicted emission lines (by vertical arrows) is shown in the inset. (c) The false-color map of magneto-absorbance, primarily due to cyclotron resonance absorption, reprinted from Ref. 31. The dashed lines show the theoretically expected positions of cyclotron modes, the same ones as in (b). The red dashed lines shows the range of magnetic fields and photon energies in which cyclotron emission was explored.

the (future) Landau level laser technology. To generate cyclotron emission, the sample was placed in a superconducting coil at liquid helium temperature and electrically pumped, using ms-long current pulses, see Methods section. The emitted radiation was analyzed using a photoconductive InSb detector, with a spectrally narrow cyclotron-resonance response (with the linewidth of ~ 1 meV)³⁷, tunable by a specially dedicated coil. The collected cyclotron emission spectra are plotted in Fig. 4a for selected values of the magnetic field applied to the sample.

A brief inspection of the emission spectra suggests that they feature a single emission band. Its position in the spectrum is tunable in the THz range by a relatively low magnetic field (tens of millitesla) and it roughly follows a \sqrt{B} dependence, which is typical of massless electrons (Fig. 4b). This also agrees well with results of cyclotron absorption experiments performed on the same sample, see Fig. 4c and Ref. 31. However, a closer look at the lineshape implies that several emission modes actually contribute. Theoretically, one indeed expects several cyclotron emission modes in the interval given by the linewidth (FWHM ~ 4 meV). In Fig. 4b, the dashed lines show the positions of cyclotron emission modes with the final states of electrons in the four lowest lying conduction-band LLs: $E_{N+1,\uparrow(\downarrow)}^K \rightarrow E_{N,\uparrow(\downarrow)}^K$ for $N = 1$ and 2. It is thus the spacing of these cyclotron modes, together with primarily elastic scattering processes, which is responsible for the observed width of the emission band. The mutual intensities of contributing modes then determine the position of the emission band maximum. At higher B , the relative weight of modes from higher LLs increases, which reflects the distribution of electrons

among LLs established by electrical pumping and which leads to a slowing-down of the \sqrt{B} dependence.

Even though the cyclotron emission observed in the used configuration is primarily due to spontaneous recombination, it is worth to discuss conditions required to obtain stimulated emission and gain. To achieve light amplification comparable to, *e.g.*, quantum cascade lasers^{38–40}, the gain coefficient has to approach $g = \Delta n \cdot \sigma \sim 100$ cm⁻¹, where Δn stands for the population inversion and $\sigma = \lambda^2 / (2\pi) \cdot (\tau_{\text{tot}} / \tau_{\text{sp}})$ is the stimulated emission cross-section⁴¹. The typical spontaneous cyclotron emission lifetime in the THz range for massless electrons reaches $\tau_{\text{sp}} \sim 1$ μ s. The total lifetime is defined by the width of the emission line, $\tau_{\text{tot}} \sim 1$ ps, and in our case, it dominantly reflects elastic scattering processes. Taking the characteristic wavelength of $\lambda = 300$ μ m, we obtain the cross-section $\sigma \sim 10^{-10}$ cm². This implies the necessity to achieve the population inversion $\Delta n \gtrsim 10^{12}$ cm⁻³. Our simple estimate, see Supplementary materials⁴², indicates that such a population inversion should be achievable at least in the pulsed regime.

To conclude, we have demonstrated, for the first time, cyclotron emission of massless electrons. This emission was observed in gapless HgCdTe – a system hosting 3D massless Kane electrons. The existence of sizeable cyclotron emission is directly related to their particular Landau level spectrum, which comprises only non-equidistantly spaced levels. The systems hosting massless Kane electrons are thus promising candidates for an active medium of a Landau level laser, which would, in this particular case, operate in the THz and infrared spectral ranges and would be widely tunable by very low magnetic fields.

Methods

Sample growth. The sample was grown using standard molecular-beam epitaxy on a (013)-oriented semi-insulating GaAs substrate. The growth sequence started with ZnTe and CdTe transition regions, followed by the MCT epilayer with gradually changing cadmium content x . The prepared MCT layer contains a region with $x \approx 0.17$ of thickness $d \approx 3.2 \mu\text{m}$. For more details about the explored sample see Ref. 31.

Pump-probe spectroscopy. The free-electron laser FELBE provided frequency-tunable Fourier-limited radiation pulses. In the experiments described in this paper, photon energies of $\hbar\omega = 61$ and 78 meV were chosen. The pulse duration was about 3 ps, the repetition rate was 13 MHz. The pulses were split into pump and probe pulses by a pellicle beam splitter. The polarizations of pump and probe beams were controlled independently. Frequency-tunable quarter-wave plates (from Alphas GmbH) were used for the generation of circularly polarized radiation. Both the pump and probe beam were focused on the sample in the magnet cryostat by an off-axis

parabolic mirror (effective focal length: 178 mm). The spot size on the sample was ~ 0.5 mm (FWHM). The pump fluence was $\sim 0.5 \mu\text{J}\cdot\text{cm}^{-2}$, the fluence of the probe beam was about 10% of the pump fluence. The time delay between pump and probe pulses was varied using a mechanical delay stage.

Emission measurements. To measure radiation emitted due to inter-LL recombination of electrons, the radiation was guided, using a copper light pipe, to a InSb photoconductive spatially separated from the coil inside which the sample was placed. The used detector has a narrow linewidth (~ 1 meV) and a field-tunable response due to cyclotron resonance absorption.³⁷ This tunability is ensured by a specially dedicated superconducting coil and allows us to analyze the radiation in the spectral range of 0.4 - 2.5 THz. All emission experiments operate in a pulsed mode (using current pulses for pumping), with the pulse duration of 7 ms and with the peak-to-peak value of electric field up to 12 V/cm. The duty circle was tuned in such a way that the average power consumption of emitter did not exceed 13 mW (to avoid sample heating). The signal on the InSb detector was collected using a conventional lock-in technique.

-
- * milan.orlita@lncmi.cnrs.fr
- ¹ Cohen, M.L. Cyclotron resonance and quasiparticles. *AIP Conference Proceedings* **772**, 3–6 (2005).
 - ² Lax, B. Cyclotron resonance and impurity levels in semiconductors. In Townes, C.H. (ed.) *Proceedings of the International Symposium on Quantum Electronics*, 428 (Columbia Univ. Press, New York, 1960).
 - ³ Gornik, E. Landau emission in semiconductor. In Zawadzki, W. (ed.) *Narrow Gap Semiconductors. Physics and Applications. Lecture Notes in Physics*, vol. 133 (Springer, Berlin, 1980).
 - ⁴ Gornik, E. Far infrared light emitters and detectors. *Physica B+C* **127**, 95 – 103 (1984). Proceedings of the 4th General Conference of the Condensed Matter Division of the EPS.
 - ⁵ Knap, W. *et al.* A far-infrared spectrometer based on cyclotron resonance emission sources. *Rev. Sci. Instrum.* **63**, 3293–3297 (1992).
 - ⁶ Maiman, T.H. Stimulated optical radiation in ruby. *Nature* **187**, 493–494 (1960).
 - ⁷ Wolff, P.A. Proposal for a cyclotron resonance maser in InSb. *Physica Physique Fizika* **1**, 147–157 (1964).
 - ⁸ Wolff, P.A. Cyclotron resonance laser. Patent US3265977 (1966).
 - ⁹ Aoki, H. Novel Landau level laser in the quantum Hall regime. *Appl. Phys. Lett.* **48**, 559–560 (1986).
 - ¹⁰ Morimoto, T., Hatsugai, Y. & Aoki, H. Cyclotron radiation and emission in graphene. *Phys. Rev. B* **78**, 073406 (2008).
 - ¹¹ Sirtori, C. Applied physics - bridge for the terahertz gap. *Nature* **417**, 132–133 (2002).
 - ¹² Tonouchi, M. Cutting-edge terahertz technology. *Nature Photon.* **1**, 97–105 (2007).
 - ¹³ Gornik, E. *et al.* Landau-level-electron lifetimes in n -InSb. *Phys. Rev. Lett.* **40**, 1151–1154 (1978).
 - ¹⁴ Potemski, M. *et al.* Auger recombination within Landau levels in a two-dimensional electron gas. *Phys. Rev. Lett.* **66**, 2239–2242 (1991).
 - ¹⁵ Tsitsishvili, E. & Levinson, Y. Auger scattering between Landau levels in a two-dimensional electron gas. *Phys. Rev. B* **56**, 6921–6930 (1997).
 - ¹⁶ Schneider, J. Stimulated emission of radiation by relativistic electrons in a magnetic field. *Phys. Rev. Lett.* **2**, 504–505 (1959).
 - ¹⁷ Unterrainer, K. *et al.* Tunable cyclotron-resonance laser in germanium. *Phys. Rev. Lett.* **64**, 2277–2280 (1990).
 - ¹⁸ Blaser, S., Rochat, M., Beck, M., Hofstetter, D. & Faist, J. Terahertz intersubband emission in strong magnetic fields. *Appl. Phys. Lett.* **81**, 67–69 (2002).
 - ¹⁹ Jasnot, F. *et al.* Direct surface cyclotron resonance terahertz emission from a quantum cascade structure. *Appl. Phys. Lett.* **100**, 102103 (2012).
 - ²⁰ Morimoto, T., Hatsugai, Y. & Aoki, H. Cyclotron radiation and emission in graphene – a possibility of Landau-level laser. *J. Phys.: Conf. Ser.* **150**, 022059 (2009).
 - ²¹ Wendler, F. & Malic, E. Towards a tunable graphene-based Landau level laser in the terahertz regime. *Sci. Rep.* **5**, 12646 (2015).
 - ²² Wang, Y., Tokman, M. & Belyanin, A. Continuous-wave lasing between Landau levels in graphene. *Phys. Rev. A* **91**, 033821 (2015).
 - ²³ Brem, S., Wendler, F. & Malic, E. Microscopic modeling of tunable graphene-based terahertz Landau-level lasers. *Phys. Rev. B* **96**, 045427 (2017).
 - ²⁴ Cole, N. & Antonsen, T.M. Electron cyclotron resonance gain in the presence of collisions. *IEEE Trans. Plasma Sci.* **45**, 2945–2954 (2017).
 - ²⁵ Brem, S., Wendler, F., Winnerl, S. & Malic, E. Electrically pumped graphene-based Landau-level laser. *Phys. Rev. Mater.* **2**, 034002 (2018).
 - ²⁶ Plochocka, P. *et al.* Slowing hot-carrier relaxation in graphene using a magnetic field. *Phys. Rev. B* **80**, 245415 (2009).
 - ²⁷ Mittendorff, M. *et al.* Carrier dynamics in Landau-quantized graphene featuring strong Auger scattering. *Nature Phys.* **11**, 75 (2015).

- ²⁸ König-Otto, J.C. *et al.* Four-wave mixing in Landau-Quantized graphene. *Nano Lett.* **17**, 2184–2188 (2017).
- ²⁹ Kane, E.O. Band structure of indium antimonide. *J. Phys. Chem. Solids* **1**, 249 – 261 (1957).
- ³⁰ Kacman, P. & Zawadzki, W. Spin magnetic moment and spin resonance of conduction electrons in α -Sn-type semiconductors. *phys. stat. sol. (b)* **47**, 629–642 (1971).
- ³¹ Orlita, M. *et al.* Observation of three-dimensional massless Kane fermions in a zinc-blende crystal. *Nature Phys.* **10**, 233 (2014).
- ³² Teppe, F. *et al.* Temperature-driven massless Kane fermions in HgCdTe crystals: verification of universal velocity and rest-mass description. *Nature Comm.* **7**, 12576 (2016).
- ³³ Berestetskii, V.B., Lifshitz, E.M. & Pitaevskii, L.P. *Relativistic Quantum Theory*, vol. 4, part 1 of *A Course of Theoretical Physics* (Pergamon, 1971).
- ³⁴ Weiler, M. Chapter 3: Magneto-optical properties of $\text{Hg}_{1-x}\text{Cd}_x\text{Te}$ alloys. In Willardson, R. & Beer, A.C. (eds.) *Defects, (HgCd)Se, (HgCd)Te*, vol. 16 of *Semiconductors and Semimetals*, 119 – 191 (Elsevier, 1981).
- ³⁵ Winnerl, S. *et al.* Carrier relaxation in epitaxial graphene photoexcited near the Dirac point. *Phys. Rev. Lett.* **107**, 237401 (2011).
- ³⁶ Goerbig, M.O. Electronic properties of graphene in a strong magnetic field. *Rev. Mod. Phys.* **83**, 1193–1243 (2011).
- ³⁷ Yavorskiy, D., Karpierz, K., Grynberg, M., Knap, W. & Lusakowski, J. Indium antimonide detector for spectral characterization of terahertz sources. *J. Appl. Phys.* **123**, 064502 (2018).
- ³⁸ Faist, J. *et al.* Quantum cascade laser. *Science* **264**, 553–556 (1994).
- ³⁹ Sirtori, C. GaAs quantum cascade lasers: Fundamentals and performance. *Collection de la Société Française d’Optique* **7**, 03 (2002).
- ⁴⁰ Williams, B.S. Terahertz quantum-cascade lasers. *Nature Photon.* **1**, 517 (2007).
- ⁴¹ Saleh, B.E.A. & Teich, M.C. *Fundamentals of photonics; 2nd ed.* Wiley series in pure and applied optics (Wiley, New York, NY, 2007).
- ⁴² See Supplementary materials.

Acknowledgements

The authors acknowledge helpful discussions with D. M. Basko and R. J. Nicholas. This work was supported by ANR DIRAC3D project. The research was also partially supported by the CNRS through the LIA TeraMIR project, by the Occitanie region and MIPS department of Montpellier University via the Terahertz Occitanie platform, and by the Foundation for Polish Science through the TEAM and IRA Programs financed by EU within SG OP Program. Part of this work has been supported by the project CALIPSO under the EC Contract No. 312284.

Author contributions

The experiment was proposed by M.O. and M.P. The sample was grown by N.N.M. and S.A.D. Time-resolved and cw magneto-optical experiments were carried out by M.O., M.M., S.W., C.F. and M.H. The cyclotron emission experiments were performed by D.B., C.C., F.T. and W.K. All coauthors discussed the experimental data and interpretation of results. M.O. and M.P. wrote the manuscript, all coauthors commented on it.

Additional information

The authors declare no competing financial interests. Correspondence and requests for materials should be addressed to M.O.

Data availability

The data that support the plots within this paper and other findings of this study are available from the corresponding author upon reasonable request.

Code availability

The code for modelling of cyclotron mode energies are available from the corresponding author on reasonable request.

Suppressed Auger scattering and tunable light emission of Landau-quantized massless Kane electrons – *Supplementary materials*

D. B. But,^{1,2} M. Mittendorff,^{3,4} C. Consejo,¹ F. Teppe,¹ N. N. Mikhailov,⁵ S. A. Dvoretiskii,⁵
C. Faugeras,⁶ S. Winnerl,³ M. Helm,³ W. Knap,^{1,2} M. Potemski,^{6,7} and M. Orlita^{6,8}

¹*Laboratoire Charles Coulomb, UMR CNRS 5221,
University of Montpellier, Montpellier 34095, France*

²*CENTERA laboratories, Institute of High Pressure Physics,
Polish Academy of Sciences, 01-142 Warsaw, Poland*

³*Helmholtz-Zentrum Dresden-Rossendorf, PO Box 510119, 01314 Dresden, Germany*

⁴*Universität Duisburg-Essen, Fakultät für Physik, 47057 Duisburg, Germany*

⁵*A.V. Rzhanov Institute of Semiconductor Physics, Siberian Branch,
Russian Academy of Sciences, Novosibirsk 630090, Russia*

⁶*Laboratoire National des Champs Magnétiques Intenses,
CNRS-UGA-UPS-INSA-EMFL, 25 rue des Martyrs, 38042 Grenoble, France*

⁷*Faculty of Physics, Institute of Experimental Physics,
University of Warsaw, ul. Pasteura 5, 02-093 Warszawa, Poland*

⁸*Charles University, Faculty of Mathematics and Physics,
Ke Karlovu 5, 121 16 Prague 2, Czech Republic*

In these Supplementary materials we provide readers with additional experimental data and also discuss possible ways of electrical and optical pumping of massless Kane electrons, which may allow one to achieve population inversion necessary for laser operation.

CYCLOTRON EMISSION FROM HgCdTe SAMPLES WITH NON-ZERO ENERGY BAND GAP

To crosscheck the results of cyclotron emission experiments performed on the $\text{Hg}_{1-x}\text{Cd}_x\text{Te}$ sample with a vanishing band gap ($x = 0.17$), other two MBE-grown samples have been prepared and studied. These had an identical layer sequence, but the cadmium concentration in the 3.2-micron-thick active region has been increased to $x = 0.19$ and 0.23. This translates into the energy band gap of $E_g \approx 45$ and 120 meV [1], respectively. Even though cyclotron emission is weaker in these gapped samples, it can still be observed, in line with earlier studies [2]. The experimentally deduced spectral positions of cyclotron emission maxima have been plotted in Fig. S1 and compared with expectations of a simple theoretical model (solid lines), the description of which follows.

The conduction-band spectrum of Landau levels for (massive) Kane electrons with the (positive) energy band gap E_g reads [3, 4]:

$$E_{N,\sigma}^K(k) = \sqrt{(E_g/2)^2 + 2e\hbar B(N - 1/2 \pm \sigma/2) + v^2\hbar^2 k^2}. \quad (\text{S1})$$

Cyclotron emission modes are electric-dipole-active transitions $N \rightarrow N - 1$ ($N = 1, 2, 3 \dots$) with the spin index σ preserved. A dominant contribution to the cyclotron emission comes from the bottom of LLs ($k \approx 0$), where maxima in the (joint) density of states appear. The energies of cyclotron modes thus may be expressed as: $E_{N+1}^K(0) - E_N^K(0)$. To compare theoretical expectations with the experimental data, the energies of two cyclotron emission modes with the final state of electrons in two lowest conduction-band LLs ($N = 1$ for $\sigma = -1/2$ and $1/2$) have been plotted in Fig. S1 as a function of the magnetic field applied to the sample. These curves were calculated for the expected size of E_g [1] and using the velocity parameter typical of Kane electrons in HgCdTe, $v = 1.06 \times 10^6$ m/s, see Refs. [3, 5]. Very good agreement between experimental data and theory corroborates the interpretation of the observed emission spectra in terms of cyclotron emission.

To compare the emission intensity from gapped samples with the one observed from the gapless specimen, we performed a cyclotron emission experiment in which the signals from the gapless ($x = 0.17$) and small-gap ($x = 0.19$) samples were collected during the same run, see Fig. S2. To put these results into the right context, let us note that these emission experiments were performed in the standard configuration [2], *i.e.*, with relatively weak electrical pumping. Such pumping establishes approximately Boltzmann-like distribution of conduction-band electrons among Landau levels. Therefore, there is only a relatively low electron density in the excited LLs, typically 10^{11} cm^{-3} as compared to the total electron density of $10^{13} - 10^{14} \text{ cm}^{-3}$ [6]. At such low densities of excited electrons, inter-LL Auger scattering rate ($\tau^{-1} \propto n$) is expected to be still comparable with the one due to other non-radiative channels

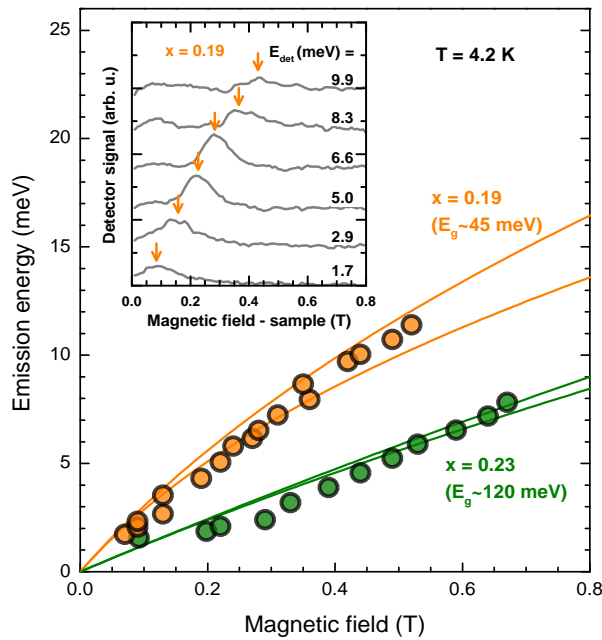


Figure S1. Cyclotron energies as a function of the magnetic field applied to the sample measured on $\text{Hg}_{1-x}\text{Cd}_x\text{Te}$ samples with the cadmium content of $x = 0.19$ and 0.23 , which correspond to energy band gaps of $E_g \approx 45$ and 120 meV, respectively. The solid lines show the energies of two cyclotron emission modes with the final states of electrons in the lowest two LLs ($N = 1$, $\sigma = 1/2$ and $N = 1$, $\sigma = -1/2$). Inset: the cyclotron emission traces for the $\text{Hg}_{0.81}\text{Cd}_{0.19}\text{Te}$ measured as a function of the magnetic field applied to the sample. The vertically stacked traces correspond to selected resonant absorption energies E_{det} in the InSb detector (tuned by the magnetic field applied to the detector).

(mainly emission of phonons) [6]. Hence, there is no reason to expect some enormous enhancement of cyclotron emission when only one from non-radiative channels is switched off. The observed difference in the emission intensity, which reaches roughly one order of magnitude (Fig. S2) between the gapped ($x = 0.19$) and gapless ($x = 0.17$) samples, thus indeed indicates significant suppression of Auger recombination (while other non-radiative channels remain active). The effect of suppressed Auger scattering should play a profound role under strong electrical or optical pumping conditions. It should allow one to establish a considerable population inversion, which cannot be created in parabolically dispersing systems with an equidistant set of LLs. Let us now discuss the ways how such an inversion could be built up.

MASSLESS KANE ELECTRONS – PUMPING SCHEMES

Electrical and optical pumping belong to the most common ways of achieving the population inversion Δn in active media of lasers. Here we sketch a simple pumping scheme, which may allow one to achieve the population inversion in gapless HgCdTe . We also append quantitative estimates of Δn . We propose to pump HgCdTe either optically, using non-resonant monochromatic radiation with the photon energy $E_{\text{pump}} = \hbar\omega$, or electrically, by embedding bulk gapless HgCdTe in a p - n junction created from HgCdTe with a non-zero band gap $E_g = E_{\text{pump}}$ (for $x > 0.17$), as schematically plotted in Fig. S3.

As concluded in our pump-probe experiments, the optical injection of electrons into a Landau level at finite momentum states, $E_{N,\sigma}^K(k) \gg E_{N,\sigma}^K(0)$, results in their relatively fast relaxation towards $k \approx 0$ states of a given level. We assume that the number of injected electrons into the n -th LL roughly follows its density of states ρ_N at the energy of E_{pump} . Comparing the characteristic slopes of LLs (= dispersive Landau bands) at the fixed energy of E_{pump} , see Fig. S3, we conclude that $\rho_{N+1} - \rho_N > 0$. This favors the creation of a population inversion between N -th and $N + 1$ -th LL around $k \approx 0$.

Let us now estimate this inversion quantitatively. We will use the quantity $\Delta n/n$, which weights the population inversion by the total number of injected electrons into N -th and $N + 1$ -th LLs: $\Delta n/n \approx (\rho_{N+1} - \rho_N)/\rho_N$. A straightforward calculation of the density of states implies, provided the pumping is well above the bottom of the

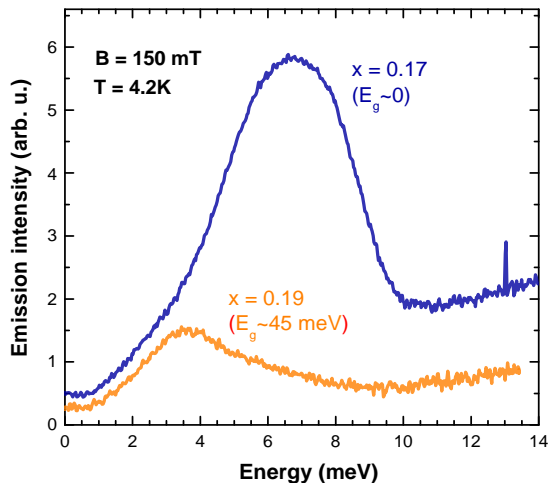


Figure S2. The cyclotron emission spectra measured in parallel on $\text{Hg}_{1-x}\text{Cd}_x\text{Te}$ samples with the cadmium concentration $x = 0.17$ and 0.19 , which display the energy band gaps $E_g \approx 0$ and 45 meV, respectively. The background-corrected integral emission from the gapless sample is by more than a factor of 5 larger as compared to the gapped sample.

given LL, $E_{\text{pump}} > E_{N,\sigma}^K(0)$, the relative population inversion:

$$\frac{\Delta n}{n} \approx \frac{\hbar e B}{(E_{\text{pump}}/v^2)} \cdot \frac{1}{E_{\text{pump}}} \sqrt{1 - \left(\frac{E_N^K(0)}{E_{\text{pump}}}\right)^2} \approx \frac{\hbar e B}{(E_{\text{pump}}/v^2)} \cdot \frac{1}{E_{\text{pump}}}. \quad (\text{S2})$$

Interestingly, the relative population inversion $\Delta n/n$ becomes directly proportional to the classical cyclotron frequency of massless electrons at the energy of E_{pump} : $\hbar e B / (E_{\text{pump}}/v^2)$ [7, 8].

To get a numerical estimate, let us consider the pumping energy $E_{\text{pump}} = 50$ meV and the characteristic magnetic field of $B = 100$ mT to obtain cyclotron emission in the THz range. This implies the relative population inversion $\Delta n/n$ better than 10^{-2} (higher values may be achieved by lowering E_{pump}). In our pump-probe experiments, the total number of photo-generated electron by a single pulse reached 10^{16} cm^{-3} without any clear contribution of fast Auger inter-LL scattering observed in the relaxation. In the estimated case, the injected electrons are distributed among a few lowest lying LLs ($N \leq 5$ for $B = 100$ mT and $E_{\text{pump}} = 50$ meV), thus each with the characteristic density around 10^{14} - 10^{15} cm^{-3} . This way, we obtain a population inversion above 10^{12} - 10^{13} cm^{-3} for several cyclotron modes between pairs of LLs with low indices. This is above the required value of 10^{12} cm^{-3} estimated in the main text. Achieving measurable gain thus should be possible at least in the pulsed mode.

-
- [1] Hansen, G.L., Schmit, J.L. & Casselman, T.N. Energy gap versus alloy composition and temperature in $\text{Hg}_{1-x}\text{Cd}_x\text{Te}$. *J. Appl. Phys.* **53**, 7099–7101 (1982).
 - [2] Gornik, E. Far infrared cyclotron emission in semiconductors. *J. Mag. Mag. Mater.* **11**, 39 – 46 (1979).
 - [3] Orlita, M. *et al.* Observation of three-dimensional massless Kane fermions in a zinc-blende crystal. *Nature Phys.* **10**, 233 (2014).
 - [4] Kacman, P. & Zawadzki, W. Spin magnetic moment and spin resonance of conduction electrons in α -Sn-type semiconductors. *phys. stat. sol. (b)* **47**, 629–642 (1971).
 - [5] Teppe, F. *et al.* Temperature-driven massless Kane fermions in HgCdTe crystals: verification of universal velocity and rest-mass description. *Nature Comm.* **7**, 12576 (2016).
 - [6] Gornik, E. Landau emission in semiconductor. In Zawadzki, W. (ed.) *Narrow Gap Semiconductors. Physics and Applications. Lecture Notes in Physics*, vol. 133 (Springer, Berlin, 1980).
 - [7] Witowski, A.M. *et al.* Quasiclassical cyclotron resonance of dirac fermions in highly doped graphene. *Phys. Rev. B* **82**, 165305 (2010).
 - [8] Crassee, I. *et al.* Giant faraday rotation in single- and multilayer graphene. *Nature Phys.* **7**, 48 (2011).

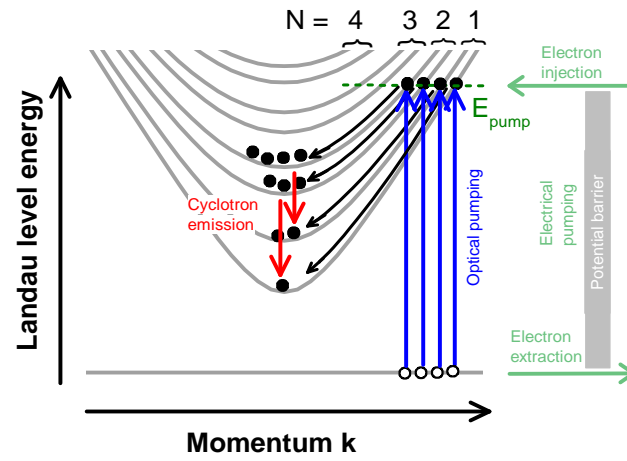


Figure S3. The LL spectrum of gapless HgCdTe with a schematic view of possible electrical and optical pumping, see the text.