



HAL
open science

Validation of the IPSL Venus GCM thermal structure with VIRTIS data

Pietro Scarica, Itziar Garate-Lopez, Sébastien Lebonnois, Giuseppe Piccioni,
Davide Grassi, Alessandra Migliorini

► **To cite this version:**

Pietro Scarica, Itziar Garate-Lopez, Sébastien Lebonnois, Giuseppe Piccioni, Davide Grassi, et al..
Validation of the IPSL Venus GCM thermal structure with VIRTIS data. EPSC-DPS joint meeting,
Sep 2019, Genève, Switzerland. pp.EPSC-DPS2019-1576. hal-02323500

HAL Id: hal-02323500

<https://hal.science/hal-02323500>

Submitted on 21 Oct 2019

HAL is a multi-disciplinary open access archive for the deposit and dissemination of scientific research documents, whether they are published or not. The documents may come from teaching and research institutions in France or abroad, or from public or private research centers.

L'archive ouverte pluridisciplinaire **HAL**, est destinée au dépôt et à la diffusion de documents scientifiques de niveau recherche, publiés ou non, émanant des établissements d'enseignement et de recherche français ou étrangers, des laboratoires publics ou privés.

Validation of the IPSL Venus GCM thermal structure with VIRTIS data

P. Scarica (1,2), I. Garate-Lopez (3), **S. Lebonnois (4)**, G. Piccioni (1), D. Grassi (1) and A. Migliorini (1).

(1) INAF-IAPS, Istituto di Astrofisica e Planetologia Spaziali, Rome, Italy (2) Physics Department - University of Rome Tor Vergata, Rome, Italy (3) Escuela de Ingenieria de Bilbao, Universidad del País Vasco / Euskal Herriko Unibertsitatea, Bilbao, Spain (4) Laboratoire de Météorologie Dynamique (LMD/IPSL), Sorbonne Université, ENS, PSL Research University, Ecole Polytechnique, Université Paris Saclay, CNRS, Paris, France. (pietro.scarica@inaf.it)

Abstract

The understanding of the mechanisms behind the planetary atmospheres along with their dynamics and structure, relies on General Circulation Models (GCMs). Here we compare the thermal structure from the latest version of the LMDZ Venus GCM developed at the Laboratoire de Météorologie Dynamique of Paris, against the one retrieved by VIRTIS, the Imaging Spectrometer flown on board the ESA Venus Express mission.

Introduction

The high latitudes in the atmosphere of Venus are characterized by polar vortices, variable in their morphology, but always present, surrounded by a colder region, the cold collar. The latest version of the LMDZ for Venus [1] was capable to successfully reproduce this feature. The main focus of this work is to validate this version of the LMDZ Venus GCM. For this purpose, the thermal structure of the modelled atmosphere has been compared to the one retrieved by VIRTIS data.

Model and data

The LMDZ is coupled with a full radiative transfer module, that derives the temperature structure. The radiative transfer module adopted in the latest version of the GCM, takes into account the cloud model derived in [2] and [3], which is based on Venus-Express data. The resolution of the model is 96 longitudes x 96 latitudes x 50 vertical levels. On the other hand, data used for this comparison are presented in [4] and [5]: they are respectively the temperature retrievals for VIRTIS-M and VIRTIS-H, the two VIRTIS subsystems. Due to the presence of reflected sunlight during daytime and to CO₂ non-LTE emission, the thermal fields of Venus

atmosphere were only retrieved from nighttime observations. Therefore, we limit our comparison in nighttime and, in addition, to the southern hemisphere where, due to Venus Express orbit geometry, we have the best coverage.

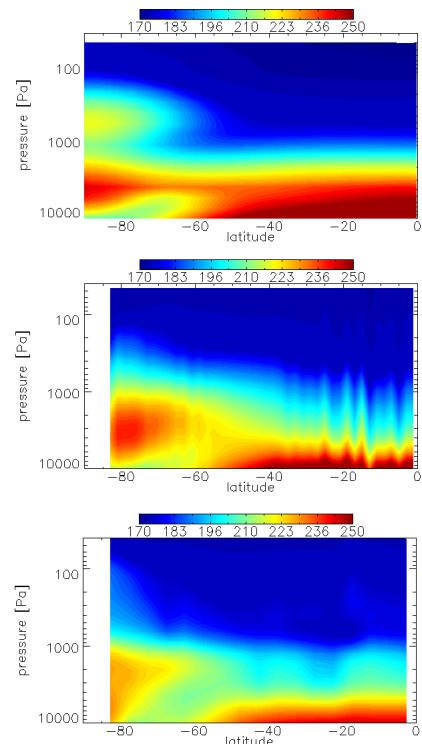


Figure 1: Pressure-latitude distribution of the temperature field, zonally and temporally averaged. Top panel: LMDZ; mid panel: VIRTIS-M; bottom panel: VIRTIS-H.

Results

The pressure-latitude distribution of the temperature field averaged over 360° and 1 Vd-nighttime (Fig. 1), shows a qualitatively good agreement between model and data, with a temperature inversion - the cold collar - clearly appearing in the model at latitudes poleward of -60° and pressures higher than 4×10^3 Pa. This cold collar displays a similar extent and temperatures close to the ones retrieved in both VIRTIS-M and VIRTIS-H. At lower pressures, a second inversion of the temperature arises in the model, due to the appearance of a warmer region. This feature is not observed in neither VIRTIS-M or VIRTIS-H.

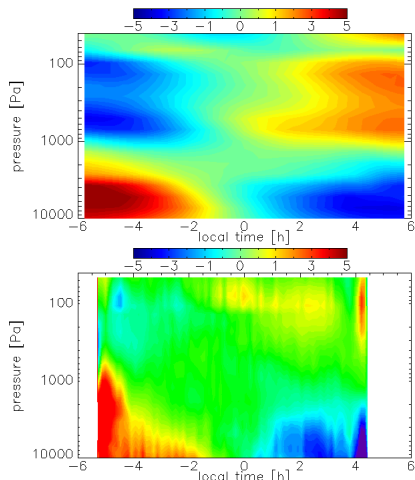


Figure 2: Pressure-local time distribution of the temperature residuals field at -75° . Top panel: LMDZ; bottom panel: VIRTIS-M.

The pressure-local time distributions of the residuals of the temperature field (Fig. 2 and Fig. 3), reveal maxima and minima induced by the thermal tides. The phase and the amplitude of these thermal tides are in agreement with data. Indeed, the fluctuations between maxima and minima are about 10 K in model and observations. Moreover, in both cases we recognize the diurnal component at high latitudes, and the semidiurnal component at mid latitude, peaking at similar local time for any given pressure level.

Summary and Conclusions

We presented a comparison of the Venus atmosphere produced by the LMDZ model with data obtained by VIRTIS, focusing on the thermal structure. The model is capable to reproduce the general behavior of

the thermal field and its most peculiar feature, the cold collar. The variability due to thermal tides is also taken into account, as the variation of the temperature residuals with local time are well represented. The second inversion of the temperature appearing at high levels and high latitudes, requires further simulations and investigations.

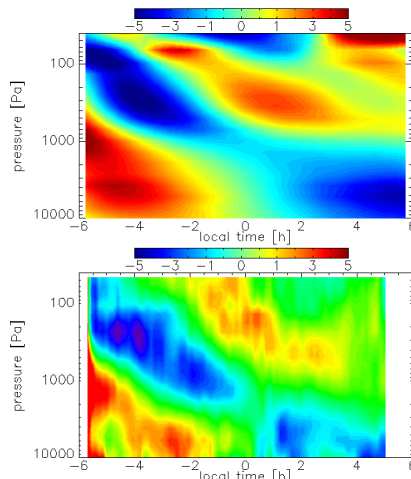


Figure 3: Pressure-local time distribution of the temperature residuals field at -45° . Top panel: LMDZ; bottom panel: VIRTIS-M.

References

- [1] Garate-Lopez, I., Lebonnois, S. (2018), Latitudinal Variation of Clouds' Structure Responsible for Venus' Cold Collar, Icarus Elsevier, Volume 314.
- [2] Haus, R. *et al.* (2014), Atmospheric thermal structure and cloud features in the southern hemisphere of Venus as retrieved from VIRTIS/VEX radiation measurements, Icarus Elsevier, Volume 232.
- [3] Haus, R. *et al.* (2015), Radiative heating and cooling in the middle and lower atmosphere of Venus and responses to atmospheric and spectroscopic parameter variations, Icarus Elsevier, Volume 117.
- [4] Grassi, D. *et al.* (2014), The Venus nighttime atmosphere as observed by the VIRTIS-M instrument. Average field from the complete infrared data set, J. Geophys. Res. Planets, 119.
- [5] Migliorini, A. *et al.* (2012), Investigation of air temperature on the nightside of Venus derived from VIRTIS-H on board Venus-Express, Icarus Elsevier, 217.