

Modelling of turbulent natural convection

RÉMI MANCEAU
Senior CNRS researcher



*Applied Mathematics Departement
Inria-Cagire group
CNRS–University of Pau
Pau, France*

16th ERCOFTAC SIG15 Workshop
Modelling of wall bounded turbulent natural convection
15 October 2019
Jožef Stefan Institute (IJS), Ljubljana, Slovenia

Outline of the presentation

✓ Introduction

- ▷ Influence of buoyancy in the equations of motion
- ▷ Convection regimes

✓ Influence of buoyancy on turbulence: physics → modelling

- ▷ Dynamics: energy, anisotropy, redistribution, dissipation
- ▷ Heat fluxes

✓ The devil is in the detail

- ▷ Dissipation
- ▷ Time scales
- ▷ Transition/Relaminarization

✓ Simplified models?

- ▷ Algebraic flux models
- ▷ Eddy-viscosity models
- ▷ Variable Pr_t ?

✓ Unsteady approaches

✓ Conclusion

Outline of the presentation

✓ Introduction

- ▷ Influence of buoyancy in the equations of motion
- ▷ Convection regimes

✓ Influence of buoyancy on turbulence: physics → modelling

- ▷ Dynamics: energy, anisotropy, redistribution, dissipation
- ▷ Heat fluxes

✓ The devil is in the detail

- ▷ Dissipation
- ▷ Time scales
- ▷ Transition/Relaminarization

✓ Simplified models?

- ▷ Algebraic flux models
- ▷ Eddy-viscosity models
- ▷ Variable Pr_t ?

✓ Unsteady approaches

✓ Conclusion

Equations of motion

φ^* denotes an instantaneous variable

✓ Mass conservation (continuity)

$$\frac{\partial \rho^*}{\partial t} + \frac{\partial \rho^* u_i^*}{\partial x_i} = 0$$

✓ Momentum conservation

$$\frac{\partial \rho^* u_i^*}{\partial t} + \frac{\partial \rho^* u_i^* u_j^*}{\partial x_j} = -\frac{\partial p^*}{\partial x_i} + \frac{\partial}{\partial x_j} \left[\mu \left(\frac{\partial u_i^*}{\partial x_j} + \frac{\partial u_j^*}{\partial x_i} \right) \right] + \rho^* g_i$$

✓ Energy conservation

$$\rho^* C_v \frac{\partial T^*}{\partial t} + \rho^* C_v \frac{\partial u_i^* T^*}{\partial x_i} = \frac{\partial}{\partial x_i} \left(k \frac{\partial T^*}{\partial x_i} \right) + 2\mu s_{ij}^* s_{ij}^*$$

Temperature variations directly affect the terms in red.

Boussinesq approximation

- ✓ Assuming that the temperature differences are not too large, the **Boussinesq approximation** can be applied:
 - ▷ Density variations can be neglected ($\rho^* = \rho_0$)
 - ▷ Except in the buoyancy term $\rho^* g_i$.
- ✓ Additional simplification: in this case, it is standard to also assume that μ , k and C_v are independent of the temperature

$$\frac{\partial u_i^*}{\partial x_i} = 0$$
$$\rho_0 \frac{\partial u_i^*}{\partial t} + \rho_0 \frac{\partial u_i^* u_j^*}{\partial x_j} = -\frac{\partial p^*}{\partial x_i} + \mu \frac{\partial^2 u_i^*}{\partial x_j \partial x_j} + \rho^* g_i$$
$$\rho_0 C_v \frac{\partial T^*}{\partial t} + \rho_0 C_v \frac{\partial u_i^* T^*}{\partial x_i} = k \frac{\partial^2 T^*}{\partial x_i \partial x_i}$$

- ✓ Remark: for low Mach number flows, the heat source due to viscous dissipation $2\mu s_{ij}^* s_{ij}^*$ is neglected.

Linear Boussinesq approximation

✓ Density variations in the buoyancy term are linear in the temperature:

$$\rho^* = \rho_0^* - \beta \rho_0^* (T^* - T_0^*) \quad \text{with } \beta = -\frac{1}{\rho_0^*} \frac{\partial \rho^*}{\partial T}$$

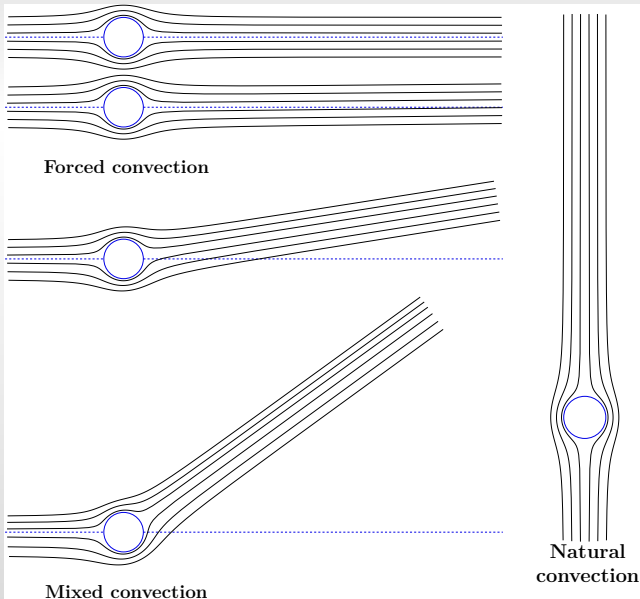
$$\begin{aligned} \frac{\partial u_i^*}{\partial x_i} &= 0 \\ \frac{\partial u_i^*}{\partial t} + \frac{\partial u_i^* u_j^*}{\partial x_j} &= -\frac{1}{\rho_0} \frac{\partial p^*}{\partial x_i} + \nu \frac{\partial^2 u_i^*}{\partial x_j \partial x_j} - \beta g_i (T^* - T_0) \\ \frac{\partial T^*}{\partial t} + \frac{\partial u_i^* T^*}{\partial x_i} &= \alpha \frac{\partial^2 T^*}{\partial x_i \partial x_i} \end{aligned}$$

✓ Remark: the hydrostatic pressure is contained in p^* :

$$p^* = p^* - \rho_0 g_j x_i \delta_{ij}$$

The different flow regimes

Forced, mixed, natural convection



Richardson number

- ✓ Relative weight of the buoyant term compared to the convective term:
Richardson number

$$\frac{\partial u_i^*}{\partial t} + \frac{\partial u_i^* u_j^*}{\partial x_j} = -\frac{1}{\rho_0} \frac{\partial p^*}{\partial x_i} + \nu \frac{\partial^2 u_i^*}{\partial x_j \partial x_j} - \beta g_i (T^* - T_0) \quad (1)$$

$$\frac{\partial u_i^* u_j^*}{\partial x_j} \simeq \frac{U_{\text{ref}}^2}{L_{\text{ref}}} \quad ; \quad \beta g_i (T^* - T_0) \simeq \beta g \Delta T \Rightarrow Ri = \frac{\beta g \Delta T L_{\text{ref}}}{U_{\text{ref}}^2}$$

- ✓ The time scale of convective phenomena: $\frac{\partial u_i^*}{\partial t} \simeq \frac{\partial u_i^* u_j^*}{\partial x_j} \Rightarrow \tau_{\text{conv}} = \frac{L_{\text{ref}}}{U_{\text{ref}}}$
- ✓ Time scale of buoyancy phenomena: $\frac{\partial u_i^*}{\partial t} \simeq \beta g_i (T^* - T_0) \Rightarrow \tau_{\text{buo}} = \frac{U_{\text{ref}}}{\beta g \Delta T}$
$$\Rightarrow Ri = \frac{\tau_{\text{conv}}}{\tau_{\text{buo}}}$$
- ✓ When the Richardson number is small compared to unity ($Ri \ll 1$), it is considered that the flow is in the forced convection regime.
- ✓ In this case, heat transfer has no influence on dynamics, the model for the Reynolds stress does not require modifications.

Outline of the presentation

✓ Introduction

- ▷ Influence of buoyancy in the equations of motion
- ▷ Convection regimes

✓ Influence of buoyancy on turbulence: physics → modelling

- ▷ Dynamics: energy, anisotropy, redistribution, dissipation
- ▷ Heat fluxes

✓ The devil is in the detail

- ▷ Dissipation
- ▷ Time scales
- ▷ Transition/Relaminarization

✓ Simplified models?

- ▷ Algebraic flux models
- ▷ Eddy-viscosity models
- ▷ Variable Pr_t ?

✓ Unsteady approaches

✓ Conclusion

Reynolds decomposition

✓ Reynolds decomposition: $u_i^* = U_i + u_i$; $p^* = P + p$; $T^* = T + \theta$

$$\frac{\partial U_i}{\partial x_i} = 0$$
$$\frac{\partial U_i}{\partial t} + U_j \frac{\partial U_i}{\partial x_j} = -\frac{1}{\rho} \frac{\partial P}{\partial x_i} + \nu \frac{\partial^2 U_i}{\partial x_j \partial x_j} - \frac{\partial \overline{u_i u_j}}{\partial x_j} - \beta g_i (T - T_0)$$
$$\frac{\partial T}{\partial t} + U_i \frac{\partial T}{\partial x_i} = \alpha \frac{\partial^2 T}{\partial x_i \partial x_i} - \frac{\partial \overline{u_i \theta}}{\partial x_i}$$

Influence of buoyancy on turbulence : dynamics

Buoyancy production

Transport equation for the Reynolds stress tensor:

$$\frac{D\overline{u_i u_j}}{Dt} = P_{ij} + G_{ij} + \phi_{ij} - \varepsilon_{ij} + D_{ij}^{\nu, t, p}$$

✓ Buoyancy production:

$$G_{ij} = -\beta g_i \overline{u_j \theta} - \beta g_j \overline{u_i \theta}$$

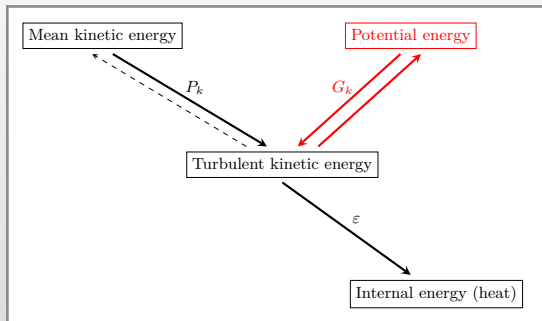
Energy budget

Transport equation for k

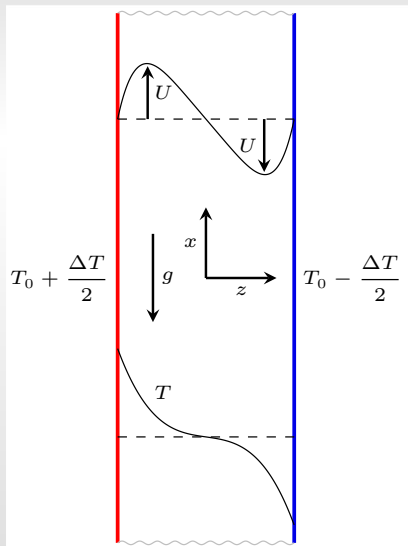
$$\frac{Dk}{Dt} = P_k + G_k - \varepsilon + D^{\nu,t,p}$$

✓ Buoyancy production: $G_k = \frac{1}{2} G_{ii} = -\beta g_i \overline{u_i \theta}$

✓ Energy cascade:



Example: differentially heated vertical channel



= natural convection

Momentum:	$0 = \nu \frac{\partial^2 U}{\partial z^2} - \frac{\partial \overline{uw}}{\partial z} + \beta g(T - T_0)$
Temperature:	$0 = \frac{\nu}{Pr} \frac{\partial^2 T}{\partial z^2} - \frac{\partial \overline{w\theta}}{\partial z}$

✓ Boundary-layer-like: \overline{uw} and $\overline{w\theta}$ only active components.

- ▷ $\overline{w\theta}$ determines the temperature profile ($\overline{w\theta} = 0 \Rightarrow$ laminar profile)
- ▷ \overline{uw} and T determine the velocity profile

✓ Production:

Component	Strain production	Buoyancy production
$\overline{u^2}$	$-2\overline{uw}\frac{\partial U}{\partial z}$	$+2\beta g\overline{u\theta}$
$\overline{v^2}$	0	0
$\overline{w^2}$	0	0
\overline{uw}	$-\overline{w^2}\frac{\partial U}{\partial z}$	$+\beta g\overline{w\theta}$
k	$-\overline{uw}\frac{\partial U}{\partial z}$	$+\beta g\overline{u\theta}$

- ✓ Buoyancy modifies the turbulent energy (potential energy \rightleftharpoons turbulent energy)
- ✓ The vertical direction is a particular direction \Rightarrow buoyancy generates anisotropy
- ✓ Dynamics and thermal turbulence are strongly coupled

Redistribution

✓ Chou's analysis is modified

$$\phi_{ij} = \underbrace{\phi_{ij}^1}_{\text{Slow term}} + \underbrace{\phi_{ij}^2}_{\text{Rapid term}} + \underbrace{\phi_{ij}^3}_{\text{Buoyant term}}$$

▷ Rapid term

$$\text{Production: } P_{ij} = -\overline{u_i u_k} \frac{\partial U_j}{\partial x_k}$$

$$\text{IP model: } \phi_{ij}^2 = -C_2 \left(P_{ij} - \frac{2}{3} P \delta_{ij} \right)$$

▷ Buoyant term: similar

$$\text{Production: } G_{ij} = -\beta \overline{g_i u_j \theta} - \beta \overline{g_j u_i \theta}$$

$$\text{IP model: } \phi_{ij}^3 = -C_3 \left(G_{ij} - \frac{2}{3} G \delta_{ij} \right)$$

Dissipation

✓ Buoyancy appears in the exact equations for ε_{ij} and ε .

✓ For ε :
$$G_\varepsilon = -2\beta g_i \nu \overline{\frac{\partial u_i}{\partial x_k} \frac{\partial \theta}{\partial x_k}}$$

✓ No consensus in the literature: see next part

Influence of buoyancy on turbulence : heat fluxes

Transport equation for the turbulent heat flux:

$$\frac{\partial \overline{u_i \theta}}{\partial t} + U_k \frac{\partial \overline{u_i \theta}}{\partial x_k} = P_{i\theta}^U + P_{i\theta}^T + G_{i\theta} + \phi_{i\theta} - \varepsilon_{i\theta} + D_{i\theta}^{\nu, t, p}$$

✓ Three different production mechanisms:

▷ By strain: $P_{i\theta}^U = -\overline{u_k \theta} \frac{\partial U_i}{\partial x_k}$

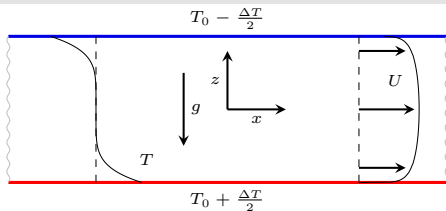
▷ By temperature gradient: $P_{i\theta}^T = -\overline{u_i u_k} \frac{\partial T}{\partial x_k}$

▷ By buoyancy: $G_{i\theta} = -\beta g_i \overline{\theta^2}$

✓ Production strongly couples velocity and temperature fields

✓ New variable to solve: the temperature variance $\overline{\theta^2}$

Example: Unstably stratified channel flow

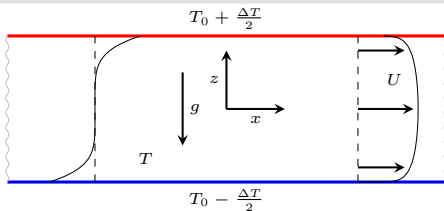


Comp.	Strain prod.	Buo. prod.
$\overline{u^2}$	$-2\overline{uw} \frac{\partial U}{\partial z}$	0
$\overline{v^2}$	0	0
$\overline{w^2}$	0	$2\beta g \overline{w\theta}$
k	$-\overline{uw} \frac{\partial U}{\partial z}$	$\beta g \overline{w\theta}$

Comp.	Strain prod.	T gradient prod.	Buo. prod.
$\overline{u\theta}$	$-\overline{w\theta} \frac{\partial U}{\partial z}$	$-\overline{uw} \frac{\partial T}{\partial z}$	0
$\overline{v\theta}$	0	0	0
$\overline{w\theta}$	0	$-\overline{w^2} \frac{\partial T}{\partial z}$	$\beta g \overline{\theta^2}$

⇒ Unstable stratification promotes vertical fluctuations.

Example: Stably stratified channel flow



Comp.	Strain prod.	Buo. prod.
$\overline{u^2}$	$-2\overline{uw} \frac{\partial U}{\partial z}$	0
$\overline{v^2}$	0	0
$\overline{w^2}$	0	$2\beta g \overline{w\theta}$
k	$-\overline{uw} \frac{\partial U}{\partial z}$	$\beta g \overline{w\theta}$

Comp.	Strain prod.	T gradient prod.	Buo. prod.
$\overline{u\theta}$	$-\overline{w\theta} \frac{\partial U}{\partial z}$	$-\overline{uw} \frac{\partial T}{\partial z}$	0
$\overline{v\theta}$	0	0	0
$\overline{w\theta}$	0	$-\overline{w^2} \frac{\partial T}{\partial z}$	$\beta g \overline{\theta^2}$

⇒ Stable stratification damps vertical fluctuations.

✓ Can lead to 2C turbulence in the atmosphere or the ocean.

✓ Can lead to relaminarization

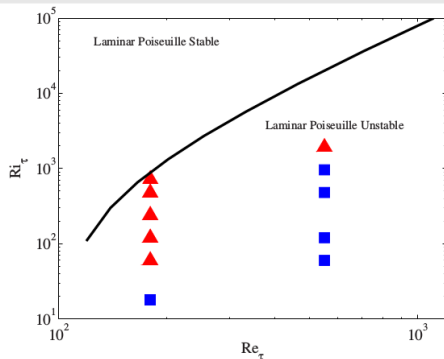


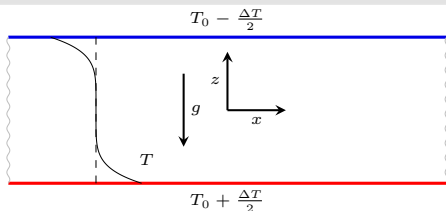
FIG. 3. (Color online) Phase diagram showing the regime in stably stratified channel flow as a function of friction Reynolds number and Richardson number Re_τ and Ri_τ . Squares: the walls remain turbulent. Triangles: laminar and turbulent patches coexist in the near-wall region. The solid lines are the neutral curve obtained from linear stability analysis (Ref. 34).

DNS of stably stratified channel flows
From García-Villalba & del Álamo (2011)

$$Re_\tau = \frac{hu_\tau}{\nu}$$

$$Ri_\tau = \frac{\beta g \Delta T h}{u_\tau^2}$$

Example: Rayleigh-Bénard flow (natural convection)



Comp.	Strain prod.	Buo. prod.	Comp.	Strain prod.	T gradient prod.	Buo. prod.
$\overline{u^2}$	0	0	$\overline{u\theta}$	0	0	0
$\overline{v^2}$	0	0	$\overline{v\theta}$	0	0	0
$\overline{w^2}$	0	$2\beta g \overline{w\theta}$	$\overline{w\theta}$	0	$-\overline{w^2} \frac{\partial T}{\partial z}$	$\beta g \overline{\theta^2}$
k	0	$\beta g \overline{w\theta}$				

✓ Turbulence is produced by the buoyancy term $\beta g \overline{\theta^2}$ only.

✓ If $\beta g \overline{\theta^2}$ is neglected (SGDH or GGDH) \Rightarrow laminar (linear) temperature profile.

Influence of buoyancy on the other terms

$$\frac{\partial \overline{u_i \theta}}{\partial t} + U_k \frac{\partial \overline{u_i \theta}}{\partial x_k} = P_{i\theta}^U + P_{i\theta}^T + G_{i\theta} + \phi_{i\theta} - \varepsilon_{i\theta} + D_{i\theta}^{\nu,t,p}$$

✓ Scrambling term $\phi_{i\theta}$

- ▷ Chou's analysis is modified by buoyancy:

$$\phi_{i\theta} = \phi_{i\theta}^1 + \phi_{i\theta}^2 + \phi_{i\theta}^3$$

- ▷ As usual: isotropization of production

$$\phi_{i\theta}^3 = -C_{\theta 3} G_{i\theta} = C_{\theta 3} \beta g_i \overline{\theta^2}$$

✓ Many different models in the literature

- ▷ Hanjalić, K. (2002) One-point closure models for buoyancy-driven turbulent flows. *Annu. Rev. Fluid Mech.* **34**, 321–347
- ▷ Hanjalić, K. & Launder, B. (2011) *Modelling Turbulence in Engineering and the Environment. Second-Moment Routes to Closure*. Cambridge University Press

Influence of buoyancy on turbulence

Consequences for modelling

- ✓ Buoyancy strongly couples fluctuating velocity and temperature fields.
 - ✓ The vertical direction is obviously a privileged direction.
 - ✓ **Potential energy** \leftrightarrow **turbulent energy** transfer depends on stratification (stable/unstable/neutral).
 - ✓ Buoyancy production generates anisotropic turbulence (Reynolds stress and turbulent heat flux): damps or promotes vertical fluctuations.
 - ✓ Buoyancy also affects redistribution, dissipation, scrambling.
- ⇒ Second moment closure is the natural level to account for these phenomena: Reynolds stress model (RSM) + Differential flux model (DSM).
- ✓ Are simplified models relevant:
 - ▷ RSM+Algebraic Flux Model (AFM)?
 - ▷ RSM+gradient models (SGDH, GGDH)?
 - ▷ Eddy-viscosity models (EVM)?
- ERCOFTAC SIG-15 Workshop!

Outline of the presentation

✓ Introduction

- ▷ Influence of buoyancy in the equations of motion
- ▷ Convection regimes

✓ Influence of buoyancy on turbulence: physics → modelling

- ▷ Dynamics: energy, anisotropy, redistribution, dissipation
- ▷ Heat fluxes

✓ The devil is in the detail

- ▷ Dissipation
- ▷ Time scales
- ▷ Transition/Relaminarization

✓ Simplified models?

- ▷ Algebraic flux models
- ▷ Eddy-viscosity models
- ▷ Variable Pr_t ?

✓ Unsteady approaches

✓ Conclusion

Influence of buoyancy on dissipation

✓ ε -equation:
$$\frac{d\varepsilon}{dt} = C_{\varepsilon 1} \frac{\varepsilon}{k} P_k + G_\varepsilon - C_{\varepsilon 2} \frac{\varepsilon^2}{k} + D_\varepsilon$$

- ✓ No consensus in the literature: does buoyancy have an influence on the energy cascade \Rightarrow on the dissipation. How?

▷ No influence:

$$G_\varepsilon = 0$$

▷ Same influence as P_k :

$$G_\varepsilon = C_{\varepsilon 3} \frac{\varepsilon}{k} G_k$$

with $C_{\varepsilon 3} = C_{\varepsilon 1}$ or $C_{\varepsilon 3} < C_{\varepsilon 1}$

▷ Unstable: influence; Stable: no influence:

$$G_\varepsilon = C_{\varepsilon 3} \frac{\varepsilon}{k} \max(G_k; 0)$$

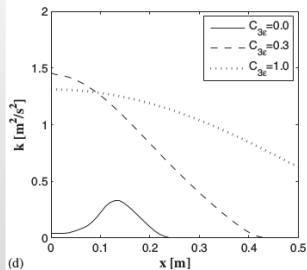
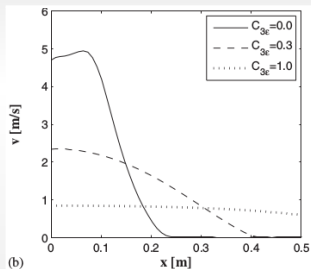
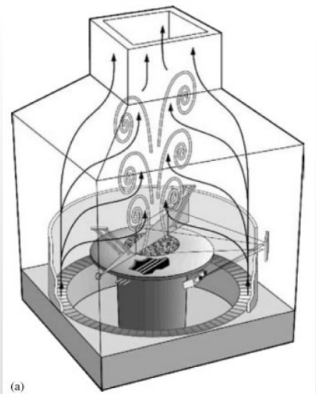
▷ Influence function of the flux Richardson number:

$$C_{\varepsilon 1} \frac{\varepsilon}{k} (P_k + G_k) (1 + C_{\varepsilon 3} Ri_f)$$

$$\text{with } Ri_f = -\frac{G_k}{P_k + G_k}$$

Example: buoyant plume of Chung & Devaud (2008)

$$G_\varepsilon = C_{\varepsilon 1}(1 - C_{\varepsilon 3})\frac{\varepsilon}{k}G_k$$



Time scales

$$\frac{d\varepsilon}{dt} = C_{\varepsilon 1} \frac{P_k}{\tau} + C_{\varepsilon 3} \frac{G_k}{\tau'} - C_{\varepsilon 2} \frac{\varepsilon^2}{k} + D_\varepsilon$$

Same time scale?

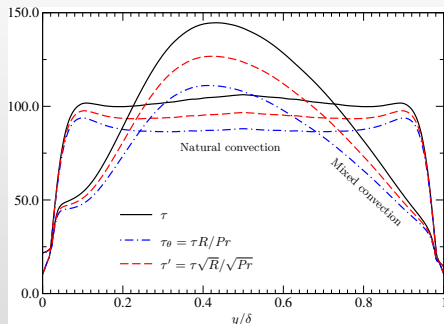
✓ G_ε is exactly $6\nu \frac{G_k}{\lambda_{u\theta}^2}$ $\lambda_{u\theta}^2 =$ Taylor micro-scale associated to $\overline{u_i(\mathbf{x})\theta(\mathbf{x} + \mathbf{r})}$

⇒ It can be shown that $\tau' = C_{\tau 1}\tau + C_{\tau 2} \frac{\tau\theta}{Pr}$

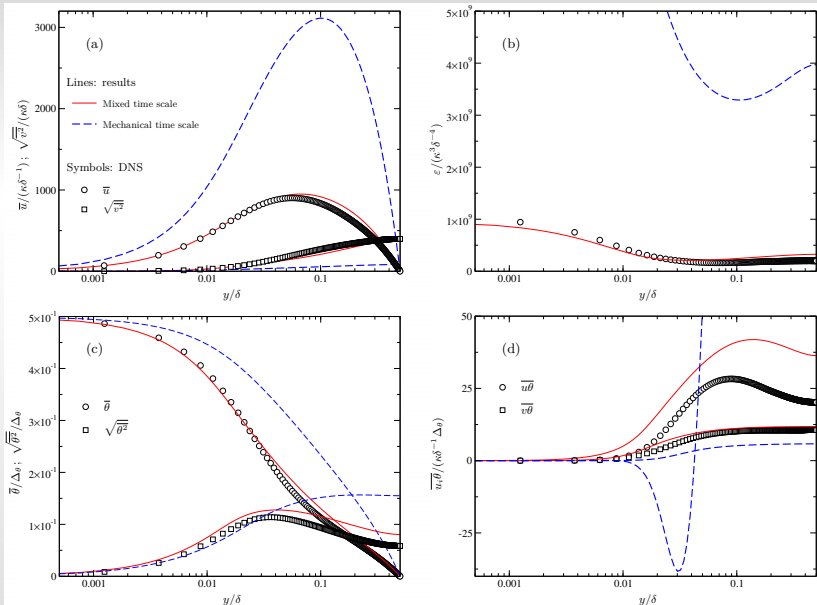
$$\tau = \frac{k}{\varepsilon} ; \tau_\theta = \frac{\overline{\theta^2}}{\varepsilon\theta^2}$$

✓ Other mixed time scales: $\tau' = \sqrt{\tau^2 + \tau_\theta^2}$

or $\tau' = \frac{\sqrt{\tau\tau_\theta}}{\sqrt{Pr}}$
(Dehoux *et al.*, 2017)

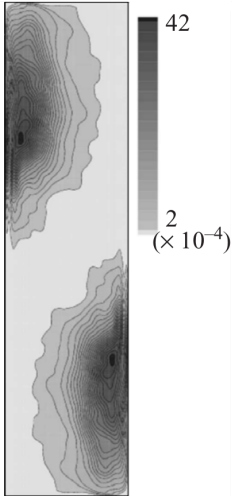


A priori tests



EB-RSM+EB-DFM
 From Dehoux *et al.* (2017)

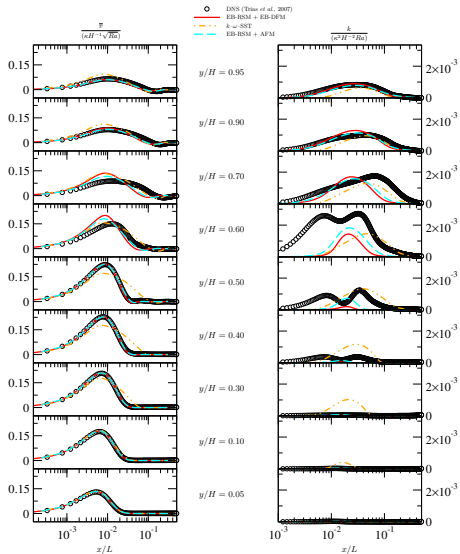
Transition/relaminarization



Turbulent kinetic energy

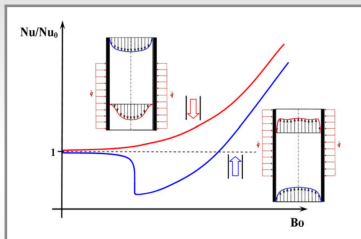
DNS of a differentially heated
cavity at $Ra = 10^{10}$
From Trias *et al.* (2007)

- ✓ Buoyancy effects can lead to co-existing laminar and turbulent regions
- ✓ RANS model are not designed to represent such phenomena
- ✓ The location of transition/relaminarization depends on (uncontrolled) modelling subtleties



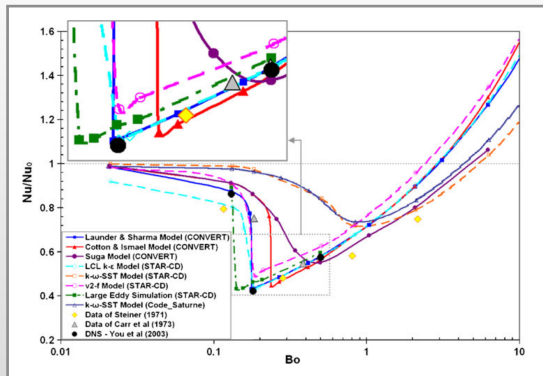
Trias *et al.* (2007)'s cavity
 From Dehoux *et al.* (2017)

Vertical heated pipe of You *et al.* (2003)



From Keshmiri *et al.* (2012)

- ✓ Aiding buoyancy induces relaminarization (ascending flow case)
- ✓ Heat transfer in severely impaired



- ✓ Standard RANS models
- ✓ Relaminarization extremely sensitive to the model

Outline of the presentation

✓ Introduction

- ▷ Influence of buoyancy in the equations of motion
- ▷ Convection regimes

✓ Influence of buoyancy on turbulence: physics → modelling

- ▷ Dynamics: energy, anisotropy, redistribution, dissipation
- ▷ Heat fluxes

✓ The devil is in the detail

- ▷ Dissipation
- ▷ Time scales
- ▷ Transition/Relaminarization

✓ Simplified models?

- ▷ Algebraic flux models
- ▷ Eddy-viscosity models
- ▷ Variable Pr_t ?

✓ Unsteady approaches

✓ Conclusion

Algebraic flux models

$$\frac{\partial \overline{u_i \theta}}{\partial t} + U_k \frac{\partial \overline{u_i \theta}}{\partial x_k} = P_{i\theta}^U + P_{i\theta}^T + G_{i\theta} + \phi_{i\theta} - \varepsilon_{i\theta} + D_{i\theta}^{\nu, t, p}$$

✓ Weak equilibrium assumption: $\frac{d}{dt} \frac{\overline{u_i \theta}}{\sqrt{k} \sqrt{\theta^2}} = 0$ and $\text{Diff} \frac{\overline{u_i \theta}}{\sqrt{k} \sqrt{\theta^2}} = 0$

$$P_{\theta i}^U + P_{\theta i}^T + G_{\theta i} + \phi_{\theta i}^* - \varepsilon_{\theta i} - \frac{\overline{u_i \theta}}{2k} (P_k + G_k - \varepsilon) - \frac{\overline{u_i \theta}}{2\theta^2} (P_{\theta^2} - \varepsilon_{\theta^2}) = 0$$

✓ Equilibrium assumption: $P_k + G_k = \varepsilon$ and $P_{\theta^2} = \varepsilon_{\theta^2}$

$$\overline{u_i \theta} = -C_\theta \frac{k}{\varepsilon} \left[\zeta \overline{u_i u_j} \frac{\partial T}{\partial x_j} + \xi \overline{u_j \theta} \frac{\partial U_i}{\partial x_j} + \eta \beta g_i \overline{\theta^2} \right]$$

✓ The main physical mechanisms are present:

- ▷ The 3 production terms
- ▷ The 3 redistribution terms
- ▷ Near-wall effects can be included: EB-DFM \rightarrow EB-AFM (Dehoux *et al.*, 2012)

Eddy-viscosity models

Boussinesq relation:

$$\overline{u_i u_j} = -2\nu_t S_{ij} + \frac{2}{3}k\delta_{ij}$$

SGDH:

$$\overline{u_i \theta} = -\frac{\nu_t}{Pr_t} \frac{\partial T}{\partial x_i}$$

✓ Production term $G_k = -\beta g_i \overline{u_i \theta} = \beta g_i \frac{\nu_t}{Pr_t} \frac{\partial T}{\partial x_i}$

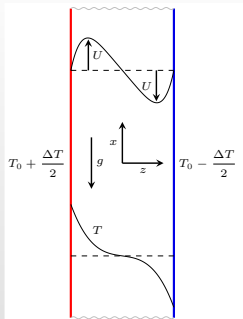
✓ Unstratified (or weakly stratified) flows:

$$\triangleright g_i \frac{\partial T}{\partial x_i} = 0 \text{ (orthogonal)} \Rightarrow G_k = 0$$

$\Rightarrow G_\varepsilon$ as well

✓ Idea: SGDH in the temperature equation, GGDH in the production terms (Ince & Launder, 1987)

$$\begin{aligned} G_k &= -\beta g_i \overline{u_i \theta} = \beta g_i C \overline{u_i u_j} \frac{k}{\varepsilon} \frac{\partial T}{\partial x_i} \\ &= \beta g_i \frac{2}{3} C \frac{k^2}{\varepsilon} \frac{\partial T}{\partial x_i} - \beta g_i 2C \nu_t \frac{k}{\varepsilon} S_{ik} \frac{\partial T}{\partial x_k} \end{aligned}$$



Buoyancy-extended Eddy-Viscosity Models

$$\frac{D\overline{u_i u_j}}{Dt} = P_{ij} + G_{ij} + \phi_{ij} - \varepsilon_{ij} + D_{ij}^{\nu,t,p}$$

✓ Weak equilibrium + Equilibrium ($P_k + G_k = \varepsilon$):

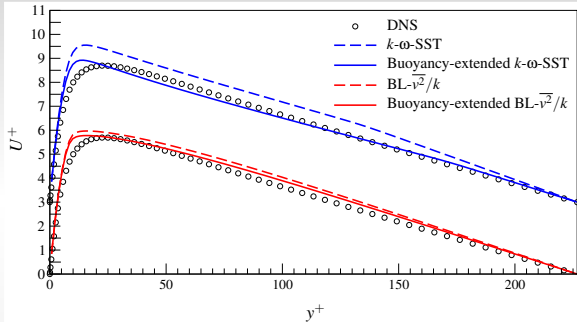
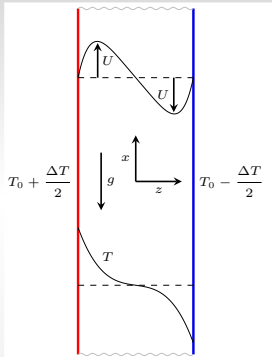
$$\overline{u_i u_j} = \underbrace{\frac{2}{3}k\delta_{ij} + \frac{k}{\varepsilon} \frac{1 - C_2}{C_1} \left(P_{ij} - \frac{2}{3}P_k\delta_{ij} \right)}_{\text{Boussinesq part}} + \underbrace{\frac{k}{\varepsilon} \frac{1 - C_3}{C_1} \left(G_{ij} - \frac{2}{3}G_k\delta_{ij} \right)}_{\text{Buoyancy extension}}$$

$$\Rightarrow \overline{u_i u_j} = \underbrace{\frac{2}{3}k\delta_{ij}}_{\overline{u_i u_j}_{\text{Bouss}}} - 2\nu_t S_{ij} + \underbrace{C_\theta^* \tau \left(G_{ij} - \frac{2}{3}G_k\delta_{ij} \right)}_{\overline{u_i u_j}_{\text{Buo}}} \quad (\text{Davidson, 1990})$$

✓ Associated with GGDH: $\overline{u_i \theta} = -C_\theta \tau \overline{u_i u_j}_{\text{Bouss}} \frac{\partial T}{\partial x_j} - C_\theta \tau \overline{u_i u_j}_{\text{Buo}} \frac{\partial T}{\partial x_j}$

✓ Automatically extends all the terms involving $\overline{u_i u_j}$ and $\overline{u_i \theta}$: P_k, G_k, G_ε

✓ Does not modify the model for forced convection



From Jameel *et al.* (2019)

✓ Balance of forces:

$$\int_0^y \beta g (T - T_{ref}) dY = \rho u_\tau^2 - \nu \frac{\partial U}{\partial y} + \overline{uv}$$

✓ Underestimation of \overline{uv} \Rightarrow overestimation of the mean velocity

✓ Contribution of the extension:

$$\overline{uv} = -\nu_t \frac{\partial U}{\partial y} + C_\theta^* \tau \beta g \overline{\theta}$$

Variable turbulent Prandtl number?

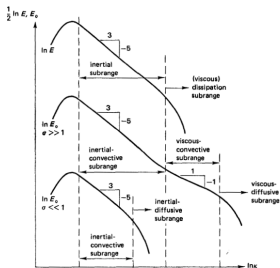


Figure 8.11. Spectra of temperature variance in liquids with large and small Prandtl numbers.

From Tennekes & Lumley
(1972)

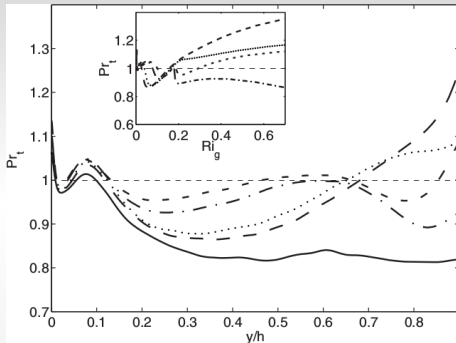
- ✓ Diffusion is due to mixing by large scales
- ✓ The same scales for mechanical and thermal turbulence

$$\Rightarrow Pr_t = \frac{\nu_t}{\kappa_t} \text{ must be close to unity}$$

- ✓ Modifying Pr_t for buoyant flows is a common practice (atmosphere/ocean)
- ✓ Why?

▷ Should have a buoyancy extension: $\overline{v\theta} = -\frac{\nu_t}{Pr_t} \frac{\partial T}{\partial y} + \overline{v\theta}_{\text{Buo}}$

▷ To compensate: $-\frac{\nu_t}{Pr_t^*} \frac{\partial T}{\partial y} = -\frac{\nu_t}{Pr_t} \frac{\partial T}{\partial y} + \overline{v\theta}_{\text{Buo}} \Rightarrow Pr_t^* = \left(\frac{1}{Pr_t} + \frac{1}{\nu_t} \frac{\overline{v\theta}_{\text{Buo}}}{\partial T / \partial y} \right)^{-1}$



Pr_t extracted from a DNS of stably-stratified channel flow
 From García-Villalba & del Álamo (2011)

- ✓ Modifying Pr_t is a patch
- ✓ Not a constant value but a function of the Richardson number
- ✓ Variations must be modest

Outline of the presentation

✓ Introduction

- ▷ Influence of buoyancy in the equations of motion
- ▷ Convection regimes

✓ Influence of buoyancy on turbulence: physics → modelling

- ▷ Dynamics: energy, anisotropy, redistribution, dissipation
- ▷ Heat fluxes

✓ The devil is in the detail

- ▷ Dissipation
- ▷ Time scales
- ▷ Transition/Relaminarization

✓ Simplified models?

- ▷ Algebraic flux models
- ▷ Eddy-viscosity models
- ▷ Variable Pr_t ?

✓ Unsteady approaches

✓ Conclusion

Unsteady approaches

Just a word

✓ URANS, LES or hybrid RANS/LES:

$$u_i^* = \underbrace{U_i + \tilde{u}_i}_{\text{resolved}} + \underbrace{u_i''}_{\text{unresolved}}$$


✓ Buoyancy is directly accounted for in the resolved part of turbulence \tilde{u}_i

⇒ the contribution of buoyancy to modelled scales is smaller


LES



PITM



URANS



Rayleigh-Bénard convection at $Ra = \times 10^9$

From Kenjereš & Hanjalić (2006)

The MONACO_2025 project

<http://monaco2025.gforge.inria.fr>



- ✓ Tackle the industrial simulation of transient, turbulent flows affected by buoyancy effects

- ✓ Bring together
 - ▷ Two academic partners: LMAP-University of Pau and Institute PPrime-Poitiers
 - Turbulence modelling
 - Experimental studies

 - ▷ And R&D departments of two industrial partners:
 - Automobile: PSA group
 - Energy production: EDF

Objectives

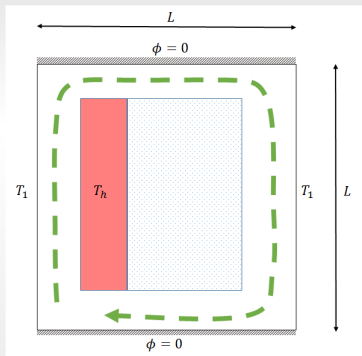
✓ Scientific objective

- ▷ Breakthrough in *the unresolved issue* of the modelling of turbulence/buoyancy interactions in transient situations
- ▷ Within the continuous hybrid RANS/LES paradigm
- ▷ Transient cavity flow experiments: *an unrivalled source of knowledge* for turbulence modelling

✓ Industrial objective

- ▷ *To make available computational methodologies* to address dimensioning, reliability and security issues in buoyancy-affected transient flows
- ▷ Problems are *not tackled using CFD at present in the industry*
- ▷ At the end:
 - Panel of methodologies (simple URANS → sophisticated hybrid model)
 - Evaluated in transient situations, against the dedicated cavity flow experiments and a real car underhood configuration
- ▷ *Decision-making tool* for the industrial partners
- ▷ In line with the *Full Digital 2025 ambition*

New experimental facility (Poitiers)



- ▷ $Ra \approx 10^{10}$
- ▷ Steady state + transient + cyclic
- ▷ TR-PIV + microthermocouples
- ▷ Reynolds stresses, temperature variance, wall heat flux

- ✓ Experimental database → ERCOFTAC Nexus and/or QNET-CFD databases
- ✓ ERCOFTAC SIG15 Workshop in Pau end of 2021

Thank you for your attention

Bibliography

- Bradshaw, P. (1969) The analogy between streamline curvature and buoyancy in turbulent shear flow. *J. Fluid Mech.* **36**, 177–191.
- Chung, W. & Devaud, C. (2008) Buoyancy-corrected k - ε models and large eddy simulation applied to a large axisymmetric helium plume. *Int. J. Numer. Meth. Fluids* **58** (1), 57–89.
- Davidson, L. (1990) Second-order corrections of the k - ε model to account for non-isotropic effects due to buoyancy. *Int. J. Heat Mass Tran.* **33** (12), 2599–2608.
- Dehoux, F., Benhamadouche, S. & Manceau, R. (2017) An elliptic blending differential flux model for natural, mixed and forced convection. *Int. J. Heat Fluid Fl.* **63**, 190–204.
- Dehoux, F., Lecocq, Y., Benhamadouche, S., Manceau, R. & Brizzi, L.-E. (2012) Algebraic modeling of the turbulent heat fluxes using the elliptic blending approach. Application to forced and mixed convection regimes. *Flow Turbul. Combust.* **88** (1), 77–100.
- García-Villalba, M. & del Álamo, J. (2011) Turbulence modification by stable stratification in channel flow. *Physics of Fluids* **23** (4).
- Hanjalić, K. (2002) One-point closure models for buoyancy-driven turbulent flows. *Annu. Rev. Fluid Mech.* **34**, 321–347.

- Hanjalić, K. & Launder, B. (2011) *Modelling Turbulence in Engineering and the Environment. Second-Moment Routes to Closure*. Cambridge University Press.
- Ince, N. Z. & Launder, B. E. (1987) On the Computation of Buoyancy-Driven Turbulent Flows in Closed Cavities. *Tech. Rep.* TFD/87/9. UMIST.
- Jameel, S., Manceau, R. & Herbert, V. (2019) Sensitization of eddy-viscosity models to buoyancy effects for predicting natural convection flows. In *14th Int. Conf. Heat Transfer, Fluid Mechanics and Thermodynamics (HEFAT 2019)*, Wicklow, Ireland.
- Kenjereš, S. & Hanjalić, K. (2006) LES, T-RANS and hybrid simulations of thermal convection at high Ra numbers. *Int. J. Heat Fluid Fl.* **27** (5), 800–810.
- Keshmiri, A., Cotton, M., Addad, Y. & Laurence, D. (2012) Turbulence models and large eddy simulations applied to ascending mixed convection flows. *Flow Turbul. Combust.* **89** (3), 407–434.
- Rodi, W. (1979) Influence of buoyancy and rotation on equations for the turbulent length scale. In *Proc. 2nd Symp. Turbulent Shear Flows*, pp. 10.37–10.42.
- Tennekes, H. & Lumley, J. L. (1972) *A first course in Turbulence*. MIT Press.
- Trias, F., Soria, M., Oliva, A. & Pérez-Segarra, C. (2007) Direct numerical simulations of two- and three-dimensional turbulent natural convection flows in a differentially heated cavity of aspect ratio 4. *J. Fluid Mech.* **586**, 259–293.
- You, J., Yoo, J. & Choi, H. (2003) Direct numerical simulation of heated vertical air flows in fully developed turbulent mixed convection. *Int. J. Heat Mass Tran.* **46** (9), 1613–1627.