



Estimate of the departure from excitation equilibrium of a laser-induced plasma obtained in Ar-H mixtures

Aurélien Favre, Arnaud Bultel, Vincent Morel, Stevica Djurovic, Zoran Mijatovic

► To cite this version:

Aurélien Favre, Arnaud Bultel, Vincent Morel, Stevica Djurovic, Zoran Mijatovic. Estimate of the departure from excitation equilibrium of a laser-induced plasma obtained in Ar-H mixtures. EMSLIBS 2019, Sep 2019, Brno, Czech Republic. 2019. hal-02314863

HAL Id: hal-02314863

<https://hal.science/hal-02314863v1>

Submitted on 14 Oct 2019

HAL is a multi-disciplinary open access archive for the deposit and dissemination of scientific research documents, whether they are published or not. The documents may come from teaching and research institutions in France or abroad, or from public or private research centers.

L'archive ouverte pluridisciplinaire **HAL**, est destinée au dépôt et à la diffusion de documents scientifiques de niveau recherche, publiés ou non, émanant des établissements d'enseignement et de recherche français ou étrangers, des laboratoires publics ou privés.



Estimate of the departure from excitation equilibrium of a laser-induced plasma obtained in Ar-H mixtures

AURÉLIEN FAVRE¹ ‡, ARNAUD BULTE¹, VINCENT MOREL¹, STEVICA DJUROVIC², ZORAN MIJATOVIC²

¹ CORIA, UMR CNRS 6614, Normandie Université, 76801 Saint-Étienne du Rouvray, FRANCE

² Department of Physics, Faculty of Sciences, University of Novi Sad, Novi Sad, 21000, Serbia

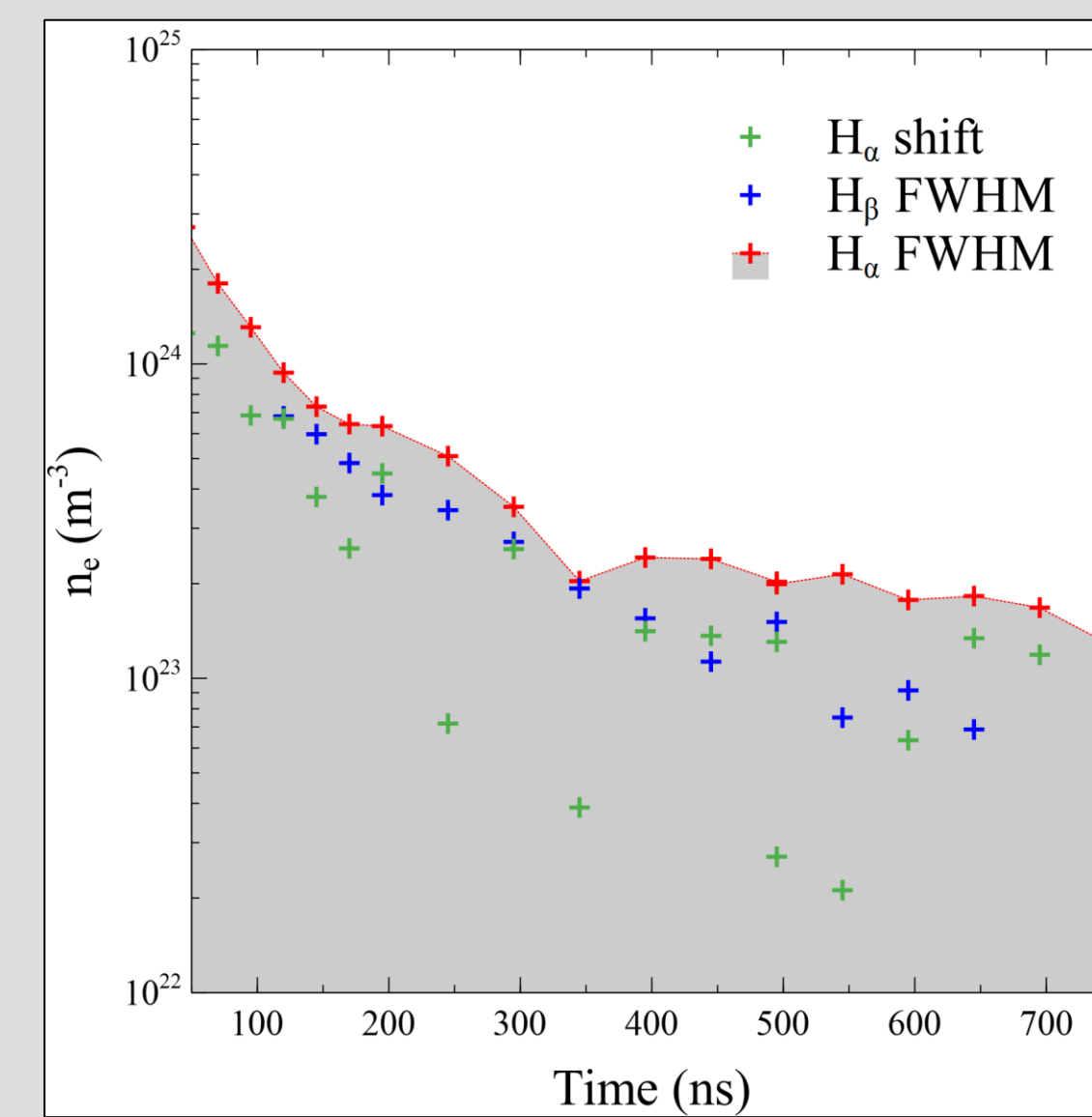
‡ aurelien.favre@coria.fr

CONTEXT & OBJECTIVES

Diagnostic technique LIBS

There are different ways to characterize (i.e. determination of the electron temperature T_e and density n_e) a plasma (supposed to be at local thermodynamic equilibrium). One efficient procedure is to integrate the Radiative Transfer Equation to build up a theoretical spectrum. The plasma parameters can be estimated once theoretical and experimental spectra match to each other.


The determination can be more or less accurate depending on the studied spectral region. In the case of an Argon – Hydrogen plasma, it can be done by focusing on Ar lines broadening or shifting. A previous study on Acetone-saturated plasma showed that the determination from H_α leads to an over-estimation of electron density compared to H_β values which are quite close from Ar determination.



Objectives

- Describe the influence of major parameters on the determination :
 - auto-absorption size
 - hydrogen dilution
- Quantify accurately electron density and temperature from Argon lines

EXPERIMENTAL SETUP



PLEIADES characteristics :

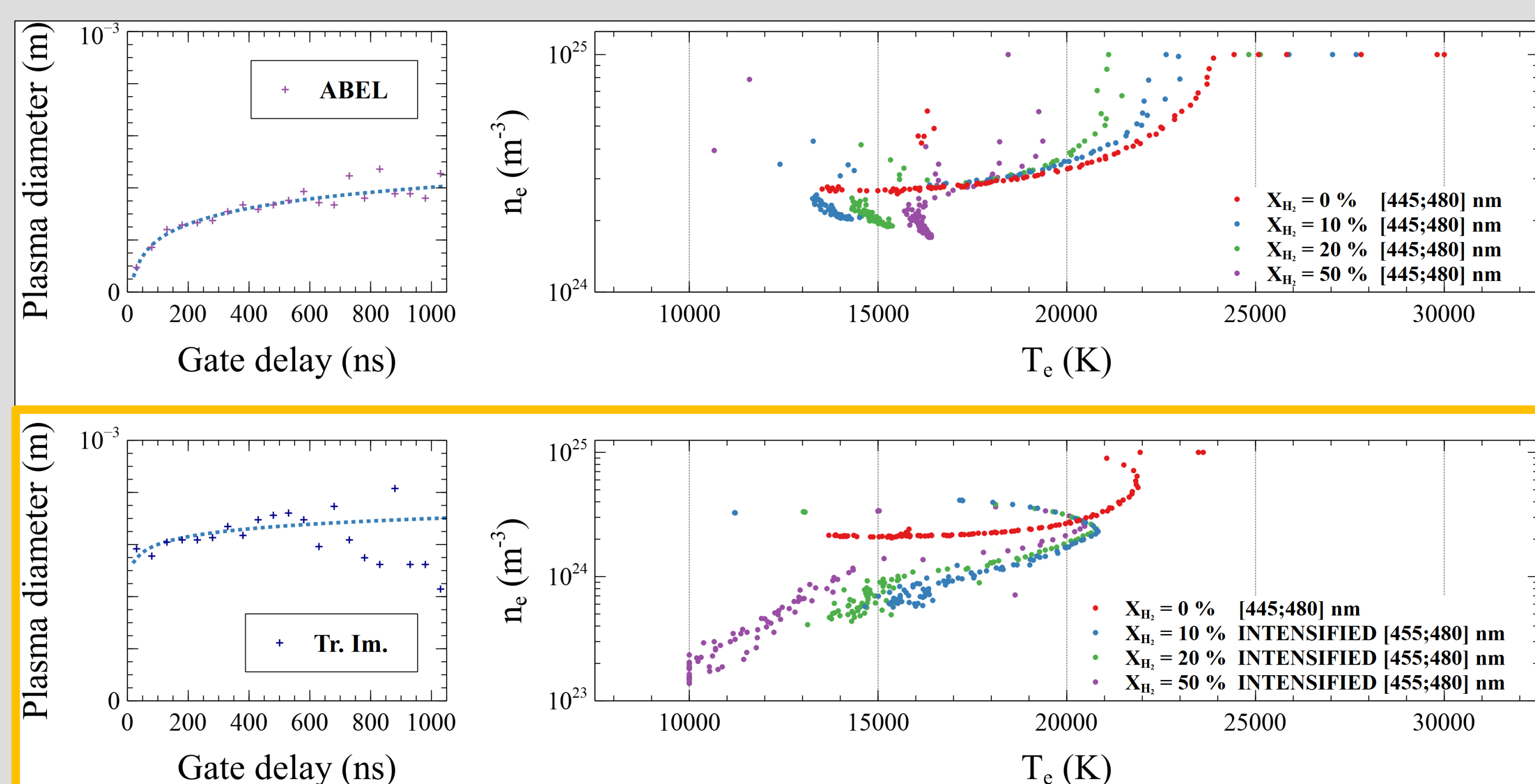
LASER : Q-SMART 450 (532 nm, 6 ns, 40 mJ)
FOCUSING LENS : $f_L = 125$ mm
SPECTROMETER : SCT-320 ($f = 0.32$ m, $f/4.6$)
GRATING : 600 l/mm
CAMERAS : PI-MAX 4 V-UV and PI-MAX 4 V-IR

A **nanosecond laser pulse** is focused to reach target energy threshold. The **plasma** is generated in the chamber. Its radiation is collected on a **second optical axis** to be analysed with the spectrometer.

Experiments in gases:

Argon – Hydrogen mixtures maintained at **atmospheric pressure**.

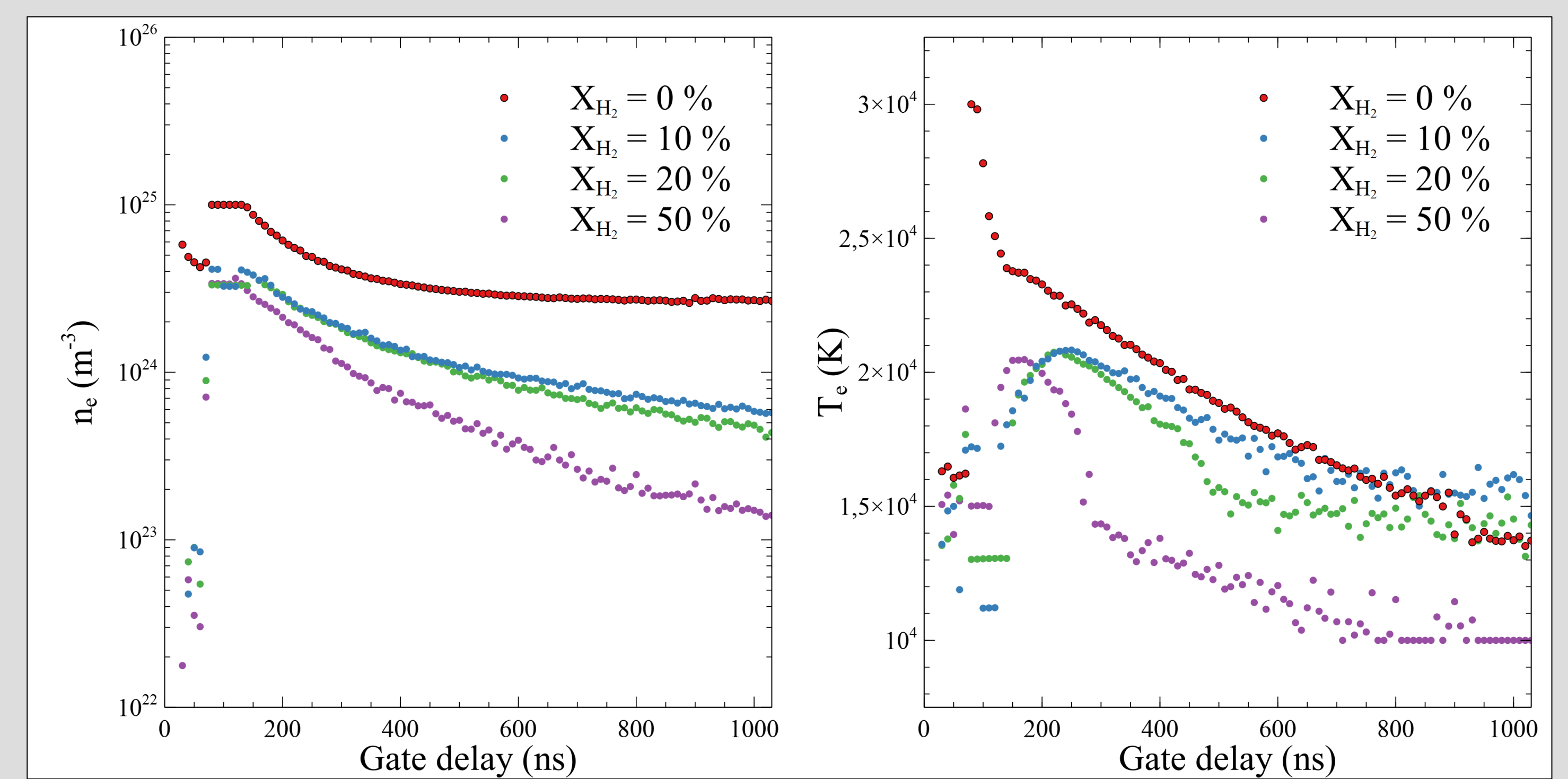
PLASMA SIZE INFLUENCE



Comments

- Non linear response of (n_e ; T_e) with plasma diameter
- Intensified signals are needed to clearly observe H_β

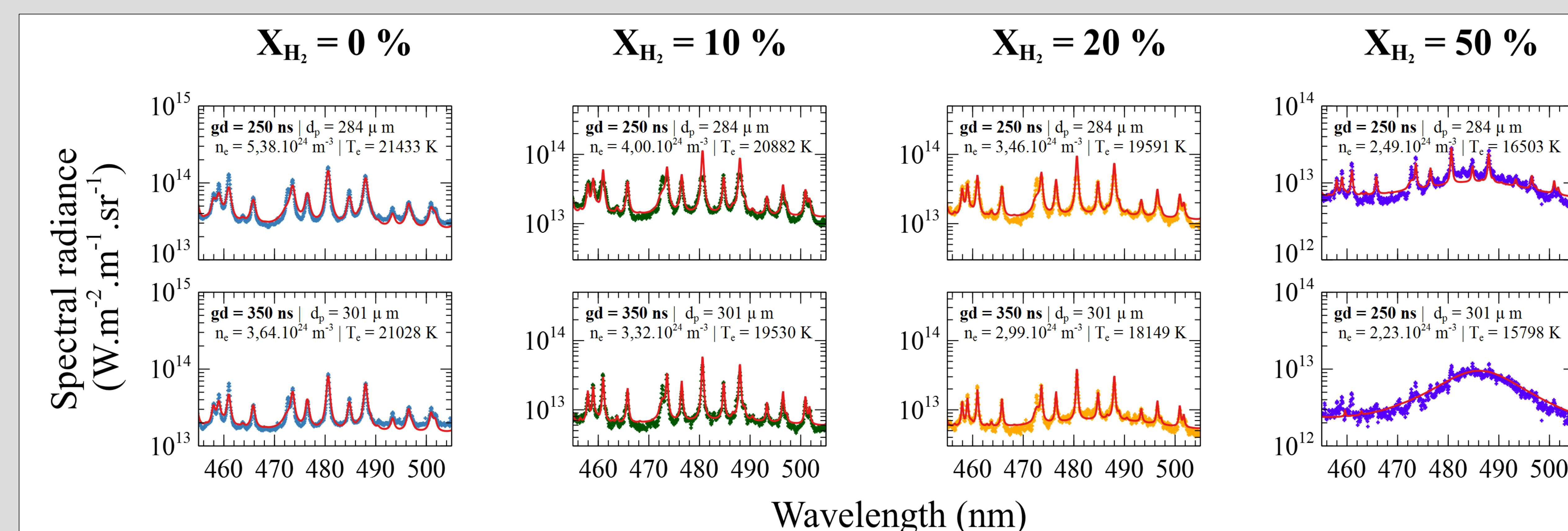
HYDROGEN DILUTION INFLUENCE



Comments

- Correlation with experiment: **Image treatment diameters**
- Dilution involves a global decrease in n_e while T_e remains high with time

DETERMINATION MONITORING



Comments

- The more we dilute the less we are accurate (lower densities)
- Correlation looks promising in global...
- ...but we notice that some ionic lines are under-estimated
- Hydrogen broadening involves determination uncertainties (around 500 nm)

CONCLUSIONS & PERSPECTIVES

- Temporally resolved determination of (n_e ; T_e) from [455;480] nm Ar lines
- Parameters sensitive to plasma diameter with non-linear response
- Hydrogen dilution involves electron density decreasing: dissociation of H_2
- Adding hydrogen impacts the level of excitation temperature at long time

- Working on H_α and H_β shifts could be a way to validate the present parameters obtained
- Accuracy can be improved by working only on lines (non continuum considered: radiative recombination is strongly density dependent)
- Additional experiments are planned to work more closely on H_α and H_β profiles (to validate acetone behavior with Ar-H mixtures)