



HAL
open science

The role of dispersion forces on the atomic structure of glassy chalcogenides: The case of GeSe₄ and GeS₄

Ziyad Chaker, Guido Ori, Christine Tugène, Sébastien Le Roux, Mauro Boero, Carlo Massobrio, Évelyne Martin, Assil Bouzid

► To cite this version:

Ziyad Chaker, Guido Ori, Christine Tugène, Sébastien Le Roux, Mauro Boero, et al.. The role of dispersion forces on the atomic structure of glassy chalcogenides: The case of GeSe₄ and GeS₄. *Journal of Non-Crystalline Solids*, 2018, 499, pp.167-172. <10.1016/j.jnoncrsol.2018.07.012>. <hal-02312769>

HAL Id: hal-02312769

<https://hal.science/hal-02312769v1>

Submitted on 17 Dec 2021

HAL is a multi-disciplinary open access archive for the deposit and dissemination of scientific research documents, whether they are published or not. The documents may come from teaching and research institutions in France or abroad, or from public or private research centers.

L'archive ouverte pluridisciplinaire HAL, est destinée au dépôt et à la diffusion de documents scientifiques de niveau recherche, publiés ou non, émanant des établissements d'enseignement et de recherche français ou étrangers, des laboratoires publics ou privés.



HAL Authorization

The role of dispersion forces on the atomic structure of glassy chalcogenides: the case of GeSe₄ and GeS₄

Ziyad Chaker, Guido Ori, Christine Tugène, Sébastien Le Roux, Mauro Boero, Carlo Massobrio

*Institut de Physique et Chimie des Matériaux de Strasbourg, Université de Strasbourg,
CNRS UMR 7504, F-67034 STRASBOURG Cedex 2, France*

Evelyne Martin

Université de Lille, CNRS, Centrale Lille, ISEN, Université Valenciennes, UMR 8520-IEMN, F-59000 Lille, France

Assil Bouzid

*Chaire de Simulation à l'Échelle Atomique (CSEA), École Polytechnique Fédérale de Lausanne (EPFL),
CH-1015 Lausanne, Switzerland*

Abstract

Recent first-principles molecular dynamics simulations (FPMD) results on two chalcogenide glasses (glassy GeS₄ and GeSe₄) are revisited by accounting explicitly for van der Waals (vdW) dispersion forces. This effort is motivated by the observation that such contributions were found to be important in the case of glassy GeTe₄ while they were negligible for another disordered chalcogenide system, liquid GeSe₂. With the present results, we provide additional evidence intended to establish under which conditions and for which systems the consideration of dispersion forces plays a role in determining the atomic structure. For these purposes we employ two different dispersion schemes used in conjunction with the BLYP (Becke, Lee, Yang and Parr) exchange-correlation functional. The first is the DFT-D2 vdW correction introduced by Grimme et al. ([1]) while the second is the vdW_W approach based on the Wannier functions analysis [2]. The atomic structures obtained agree well with the ones obtained by Bouzid et al. [3] without considering dispersion forces. Due to the vdW interactions, glassy GeSe₄ features a higher number of Ge fourfold coordinated. The two vdW approaches also agree to a large extent, exceptions occurring for some moderate differences in the intensity of the peaks in the Ge-Ge pair correlation function.

Key words: Car-Parrinello Molecular Dynamics (CPMD), Atomic structure, di-chalcogenides, van der Waals

1. Introduction

The inclusion of dispersion (van der Waals, vdW) forces in first-principles molecular dynamics (FPMD) treatments of disordered systems is of paramount importance to assess and improve the predictive power of these approaches for various kinds of bonding characteristics. In the case of water, for instance, vdW interactions are crucial to obtain realistic properties for such universal solvent [4]. Turning to chalcogenides network-forming disordered materials, it appears that dispersion forces are more likely to play a role in $\text{Ge}_x\text{Te}_{1-x}$ than in $\text{Ge}_x\text{Se}_{1-x}$ ones, as highlighted by a recent set of FPMD results [5]. This is due to the impact of predominant bonding components (of ionic or iono-covalent origin) screening more effectively dispersion effects in $\text{Ge}_x\text{Se}_{1-x}$ than in $\text{Ge}_x\text{Te}_{1-x}$ systems.

In spite of these achievements, the issue of dispersion forces in chalcogenides disordered networks cannot be considered as completely settled and deserves further investigations. This is due to the paucity of the cases examined so far and the availability of several vdW recipes, not necessarily equally performing and of general applicability [6, 7].

These concepts have been exemplified by our recent investigation devoted to liquid GeSe_2 [8]. In that paper, the authors employed two distinct descriptions for the dispersion forces, namely the Grimme-D2 or the maximally localized Wannier function scheme (detailed later in the section devoted to the methodology). This second scheme is more profoundly rooted into density functional theory since the electronic structure, obtained within the selected DFT-GGA framework, is used to compute the maximally localized Wannier functions (MLWF) on which the van der Waals scheme is based. In what follows the results corresponding to each one of these two schemes will be referred to as vdW_G (Grimme) and vdW_W (Wannier) respectively. We remind that in the case of liquid GeSe_2 , by calculating properties such as partial structure factors, pair correlation functions, bond angle distribution, and number of corner vs edge sharing connections, it was found that the maximally localized Wannier function scheme is more reliable than the Grimme-D2 scheme in reproducing existing first-principles results. In particular, the Grimme-D2 scheme worsens the agreement with experiments in the case of the Ge-Ge pair correlation function. The main message of that study was that the impact of dispersion forces on disordered chalcogenides is not necessarily the same when adopting different theoretical schemes.

Based on the above findings, this paper is intended to address the two following issues: **(a)** whether there are other disordered chalcogenides liquid or glasses (among those already investigated) for which dispersion forces cannot be neglected and, related to this, **(b)** to establish the sensitivity to the specific vdW recipe employed, in analogy with the case of liquid GeSe_2 [8]. To attain these purposes we focus here on glassy $g\text{-GeSe}_4$ and $g\text{-GeS}_4$ by performing a comparative study and by considering three set of results, namely those obtained by Bouzid et al. [3] with no vdW interactions account (NovdW) and the present new data for which we employed the vdW_G and vdW_W schemes. In short, our results show that dispersion forces

35 are at the origin of minor changes in the structural properties of both glasses, g -GeSe₄ being the one most affected in terms of Ge tetrahedral coordination.

This paper is organized as follows. In section **II**, we provide the methods and computational details of the calculations performed in this work with a special emphasis on the two schemes of vdW. In section **III**, the different results obtained for both atomic structures highlighting the specific contributions of the vdW corrections are detailed. For each system and each vdW scheme, we compare the total pair correlation function and the total structure factors $S(k)$ to the experimental data available. Then we move to the partial Faber-Ziman structure factors and to the partial pair correlation functions. Finally, we draw a detailed table of the different coordination numbers obtained for the atomic structures we considered. In section **IV**, 45 general conclusions are proposed on the role of vdW corrections for this pair of glassy chalcogenide systems.

2. Computational methods

Our simulations were performed within the Car-Parrinello [9] molecular dynamics (CPMD) scheme as implemented in the CPMD code [10]. We employ the exchange density-functional proposed by Becke [11] 50 and the one due to Lee, Yang and Parr for the correlation part [12] (BLYP). This Generalized Gradient Approximation (GGA) is known to provide an accurate description of the network topology in the case of binary glassy chalcogenide systems [6]. For the treatment of the core-valence interactions, we adopted a norm-conserving pseudo-potential according to the description of Troullier and Martins [13]. A plane wave basis set is chosen for the representation of the valence electrons with a corresponding energy cutoff of 30 55 Ry [6, 3, 8]. The Brillouin zone integration is restricted to the Γ point.

As mentioned in the introduction, we consider two types of implementations of the van der Waals (vdW) corrections. The first is the DFT-D2 formula proposed by Grimme [1] which is a DFT-based formulation in which parameters are self-consistently tuned in conjunction with the specific exchange-correlation functional considered. We recall that, although empirical, the parameters involved in this formulation tuned on different 60 functionals, including the one used in this work, and benchmarked on a wealth of different systems from simple molecules to complex reactive surfaces and chalcogenides. No experimental parameters are considered in the construction of this specific vdW correction. Its inclusion does not affect any stage of the Kohn-Sham equations, thus preserving the first-principle character of all electronic structure calculations. However, the Grimme formalism does not allow for any update of the vdW interactions resulting from the changes in the 65 electronic structure that occur during the dynamical evolution.

The second scheme (vdW_W) considered makes use of the Wannier functions analysis [14] to compute the maximally localized Wannier functions [15] (MLWFs) and use these for the *ab initio* evaluation of the vdW

energy. The inclusion of vdW_W correction using MLWFs, first introduced in Ref. [2], is written as [4]:

$$E_{vdW} = - \sum_{n < l} f(r_{nl}) \frac{C_{6,nl}}{r_{nl}^6} \tag{1}$$

In this case, the full system is partitioned into fragments on the basis of its connectivity in a given configuration so that r_{nl} is the distance between two MLWF centers on pairs of fragments while $f(r_{nl})$ is a damping function. The MLWFs allow to perform unbiased partitioning of the charge density while their computation can be performed *on the fly* during the CPMD run with a reasonably low computational cost [4]. The MLWF centers are defined as:

$$x_n = -\frac{L}{2\pi} \Im m \{ \log (\langle w_n | \exp(-2i\pi \cdot x/L) | w_n \rangle) \} \tag{2}$$

for the x-direction but similar expressions can be written for the other two spatial directions. The spreads of the MLWF are used to evaluate the $C_{6,nl}$ coefficients according to the procedure proposed by Silvestrelli et al. [16]. Although the analytical form of the vdW energy (1) is similar to the one of the DFT-D2 scheme, the C_6 coefficients are calculated directly from the first principles electronic structure calculation at each
70 molecular dynamics step.

During our first-principles molecular dynamics runs, the temperature of the ions was controlled via a Nosé-Hoover thermostat [17, 18] and a similar method has been applied to control the evolution of the temperature of the fictitious electronic degrees of freedom along the scheme proposed by Blöchl and Parrinello [19]. An integration step of 7 au (0.168 fs) has been used for the GeS₄-vdW_G case while a slightly lower
75 time-step of 5 au (0.120 fs) is used for the three other cases (GeSe₄-vdW_G, GeS₄-vdW_W, GeSe₄-vdW_W), ensuring an optimal control of the conserved quantities all along the molecular dynamics trajectories.

Our GeX₄ (X = Se or S) glassy systems are periodic structures with a cubic primitive cell containing 480 atoms (96 Ge and 384 X) and a side equal to 24.82 Å for GeS₄ and 24.87 Å for GeSe₄. By taking as
80 initial configuration one extracted from the trajectory produced in the NovdW case, extended trajectories were implemented to lose memory of this starting condition [6]. Both systems were constructed and studied within the framework of the CPMD-vdW_G or CPMD-vdW_W methods applying a specific thermal cycle. For the vdW_G case, the initial systems were brought at a ionic temperature of T= 900 K and equilibrated during about 40 ps, the temperature was then lowered to T = 700 K for 55 ps and finally lowered to room
85 temperature (T = 300 K) to produce the trajectory (10 ps) exploited for the structural analysis. A shorter cycle have been considered for the vdW_W calculations including: 1 ps at 300 K, 1.5 ps at 600 K, 10 ps at 900 K, 5 ps at 600 K and finally a trajectory larger than 10 ps at 300 K for both GeX₄ models to produce the data used in this work.

To characterize the atomic structures of the glassy materials studied within our FPMD calculations, the partial pair correlation functions are defined as the ratio between the density $\rho_{\alpha\beta}(r)$ in a shell of thickness dr and the total density of the system ρ_0

$$g_{\alpha\beta}(r) = \frac{\rho_{\alpha\beta}(r)}{\rho_0} \quad (3)$$

90 where α and β denote the chemical species considered (Ge, Se or S). In addition, the position of the first peak of each $g_{\alpha\beta}(r)$ can be taken as a measure of the bond length $r_{\alpha\beta}$. By integrating up to the first minimum of the corresponding pair correlation function, one obtains the partial coordination number $N_{\alpha\beta}$.

The total pair correlation function $g_T(r)$ is obtained as follows

$$g_T(r) - 1 = \sum_{\alpha=1}^2 \sum_{\beta=1}^2 \frac{c_\alpha c_\beta b_\alpha b_\beta}{\langle b \rangle^2} [g_{\alpha\beta}(r) - 1] \quad (4)$$

The quantities c_α and b_α are, respectively, the atomic fractions and the coherent neutron scattering lengths of Ge (8.185 fm), Se (7.97 fm) and S (2.847 fm). The mean coherent neutron scattering length $\langle b \rangle$ is defined as

$$\langle b \rangle = c_{Ge} b_{Ge} + c_X b_X \quad (5)$$

with $X = \text{Se or S}$. The reciprocal space counterpart of the partial pair correlation functions are the Faber-Ziman (FZ) partial structure factors obtained by applying a Fourier transform to $g_{\alpha\beta}$

$$S_{\alpha\beta}^{FZ}(k) - 1 = \frac{4\pi\rho_0}{k} \int_0^\infty r [g_{\alpha\beta}(r) - 1] \sin(kr) dr \quad (6)$$

The total neutron structure factor $S_T(k)$ is a weighted sum of these partial quantities

$$S_T(k) - 1 = \sum_{\alpha=1}^2 \sum_{\beta=1}^2 \frac{c_\alpha c_\beta b_\alpha b_\beta}{\langle b \rangle^2} [S_{\alpha\beta}^{FZ}(k) - 1] \quad (7)$$

3. Results

A – Neutron total structure factor and pair distribution function

95 . In figure 1, we report the total structure factors for both $g\text{-GeSe}_4$ and $g\text{-GeS}_4$. We include the results obtained with no consideration of vdW interactions [3] as well as the experimental data obtained by Petri [20], Salmon [21] and bychkov [22].

We observe that all the methods used succeed in reproducing a signature (more or less intense depending on the system) of the first sharp diffraction peak (FSDP) at about $k \simeq 1 \text{ \AA}^{-1}$. This means that the vdW
100 forces do not play a major role in the establishment of an intermediate range. The different level of intensity recorded for the FSDP in the total neutron structure factor of $g\text{-GeS}_4$ and $g\text{-GeSe}_4$ can be correlated to the sizes of the rings existing in these glasses, as shown by Bouzid et al. [3]. Indeed, through the n -atoms rings

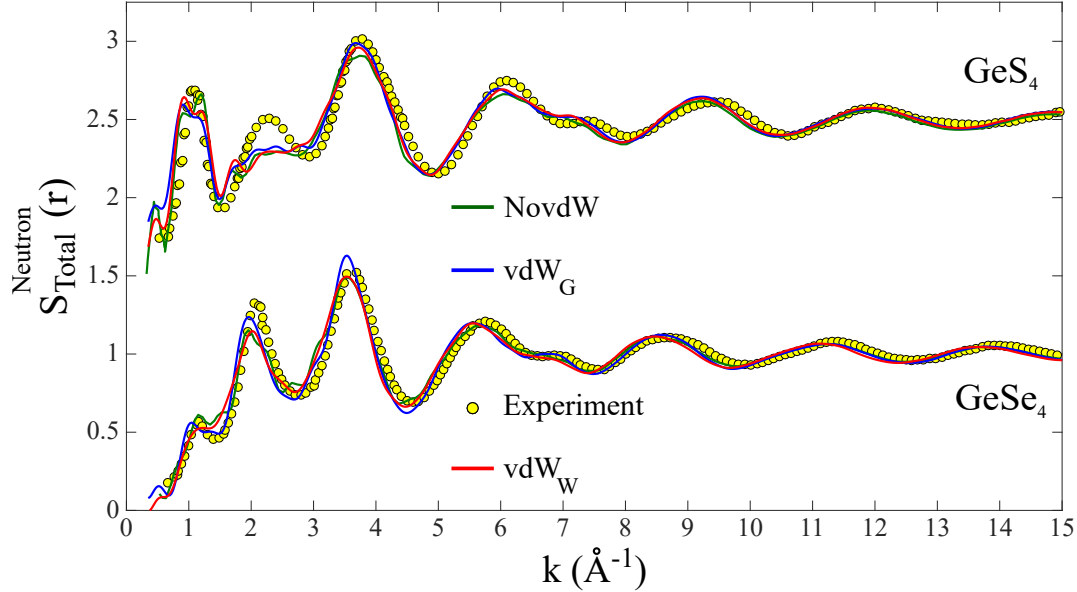


Figure 1: Total neutron structure factors for both GeS_4 (top panel shifted upwards by 1.5) and GeSe_4 (bottom panel) evaluated as a Fourier transform of the total pair correlation function. The "NovdW" results correspond to those with no inclusion of vdW interactions (green curves) as reported by Bouzid et al. [3]. The experimental data (circle symbols) are those reported by Petri [20], Bychkov [22] and Salmon [21]. Two different forms of the van der Waals corrections are given: vdW_G using the Grimme approach [1] (blues solid lines) and vdW_W using the Wannier approach introduced by Silvestrelli et al. [2] (red solid lines)

analysis, it was demonstrated that the occurrence of six-membered rings is much more frequent in $g\text{-GeS}_4$ than in $g\text{-GeSe}_4$. In addition, the presence of higher ring sizes in $g\text{-GeSe}_4$ ($n = 10, 13, 15$) can be associated to ring diameters beyond the first two nearest neighbors ($> 5 \text{ \AA}$). Thus, such Ge-S motifs are responsible for the differences between the FSDP of $g\text{-GeS}_4$ and $g\text{-GeSe}_4$ (figure 1). Globally, the total neutron structure factors are equally well reproduced by all schemes, with the exception of the second main peak in the GeS_4 system. However, for this feature, the underestimate persists regardless of the presence or absence of dispersion forces.

Similar considerations can be expressed when focusing on the total pair correlation function (see figure 2). The experiments are due to Petri [20], Bychkov [22] and Salmon [21]. We refer to the work of Bouzid et al. [3] for the FPMD calculations performed with no inclusion of vdW interactions. The experimental data sets referred to were obtained by applying a Fourier transformation to the total neutron structure factors using, in both cases, the upper limits of integration of the experimental finite measurement window function of the diffractometer: $k_{max}(g\text{-GeSe}_4) = 19.95 \text{ \AA}^{-1}$, $k_{max}(g\text{-GeS}_4) = 49.95 \text{ \AA}^{-1}$. As shown in Ref. [3], this procedure of calculation can lead to spurious oscillations obtained in both cases in the region $r < 2 \text{ \AA}$ (figure 2). Our calculations do not show such artifacts since our calculations were performed directly in real space

by applying the definition of the pair correlation function. As a first observation, we note that the first sharp maximum corresponding to the nearest neighbor distance is very well reproduced both by vdW_G (blue lines) and vdW_W (red curves) calculations for $g\text{-GeS}_4$ (2.19 Å) and $g\text{-GeSe}_4$ (2.37 Å).

As regard to the overestimated intensity of this peak in the $g\text{-GeSe}_4$ case, it should be reminded that such discrepancy stems from the different methodology employed to produce these data, i.e. integration from the Fourier space in the experiments as opposed to direct calculations for the vdW_W and vdW_G cases. There is a clear sensitivity to such procedures for the case of the smaller measurement window ($g\text{-GeSe}_4$, $k_{\text{max}}(g\text{-GeSe}_4) = 19.95 \text{ \AA}^{-1}$), while no effects are observable for a much larger interval of measurement in reciprocal case, ($g\text{-GeS}_4$). Overall, at this level of comparison, it is hard to detect any impact of the dispersion forces on the real space properties as expressed by the total pair correlation functions. Even the small differences found in the shape of the second maxima could be ascribed to statistical fluctuations and cannot be taken as pieces of evidence of any real dependence on the scheme used.

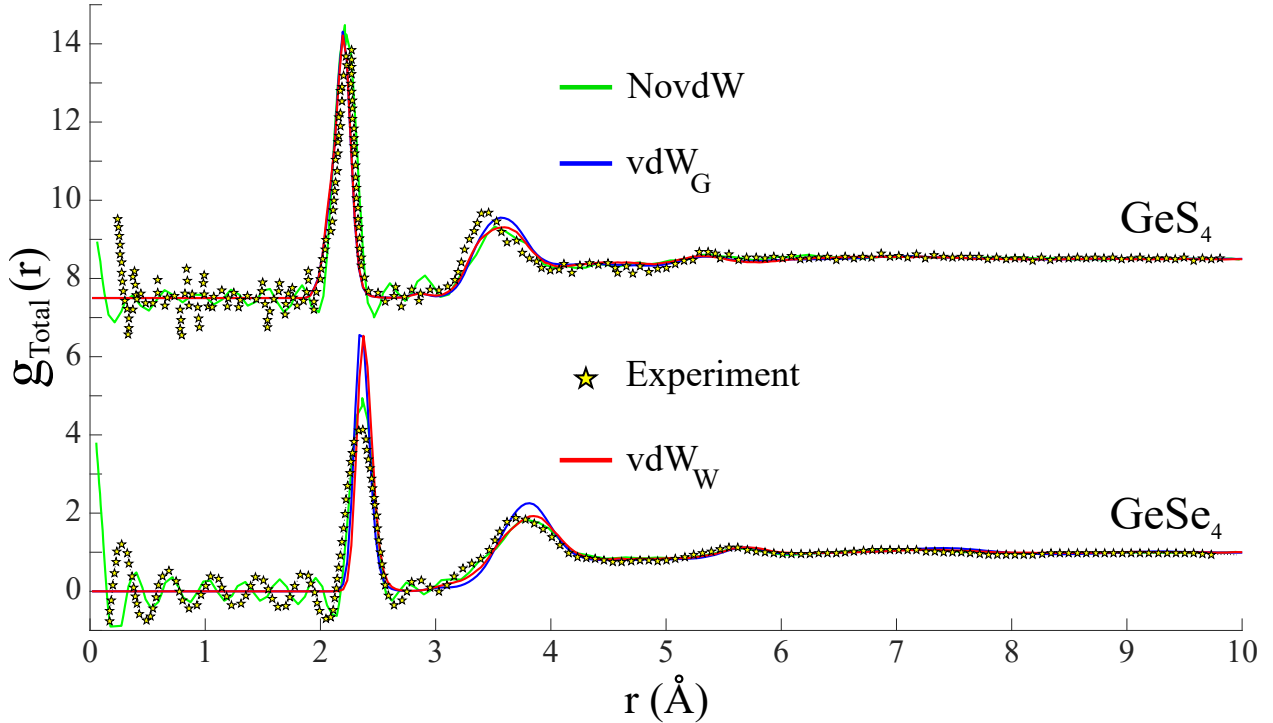


Figure 2: Total pair correlation function for GeS_4 (top panel shifted upwards by 7.5 \AA) and GeSe_4 (bottom panel) calculated with no inclusion of vdW interactions (green curves) as reported by Bouzid et al. [3] and compared to our results including the two different forms of the van der Waals corrections discussed in the text: vdW_G (blue solid lines) and the vdW_W (red solid lines). The experimental data (yellow symbols) correspond to those reported by Petri [20], Bychkov [22] and Salmon [21].

B Partial structure factors

. In order to go further in the analysis of the atomic structure, we analyze the partial Faber-Ziman (FZ) structure factors for each atomic pair. The partial structure factors for both systems are reported in figure 3. Focusing on the FSDP visible for g -GeSe₄ in S_{GeGe}^{FZ} , we observe that the same effect is reproduced by both vdW_G and vdW_W calculations and by the NovdW approach used in ref. [3]. The height of the FSDP intensities is reduced in the g -GeS₄ case with a split pattern appearing around $k \simeq 1 \text{ \AA}^{-1}$, mostly to be ascribed to statistical noise. We observe that the FSDP is obtained in the Ge-S and Ge-Se partial structure factors but not in the Se-Se and S-S case. Therefore, one can draw similar conclusions as the ones obtained in the NovdW case, namely that the peak obtained in the total structure factor at $k \simeq 1 \text{ \AA}^{-1}$ (figure 1) is due to the Ge-Ge and Ge-X (X = Se, S) correlations that are at origin of intermediate range order.

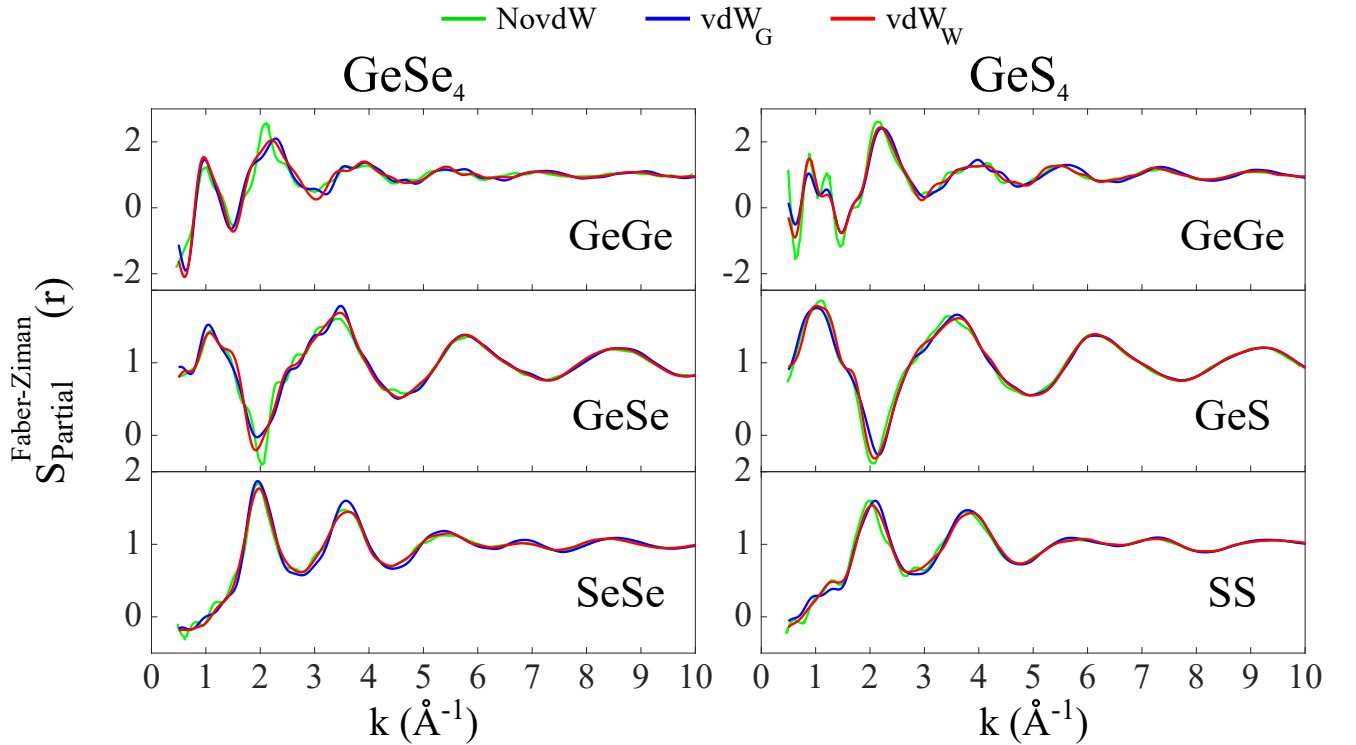


Figure 3: The Faber-Ziman partial structure factors for both glassy binary chalcogenides: GeSe₄ (left panel) and GeS₄ (right panel), calculated with no inclusion of vdW interactions (green curves) as reported by Bouzid et al. [3]. The calculations including the two different forms of the van der Waals corrections are vdW_G (blues solid lines) and the vdW_W (red solid lines)

C Partial pair correlation functions

. We describe the real space properties of g -GeSe₄ and g -GeS₄ by calculating the partial pair correlation functions of the different atomic pairs. These results are reported in figure 4.

For the Ge-X pair correlation functions, the results obtained by the three methods are practically super-

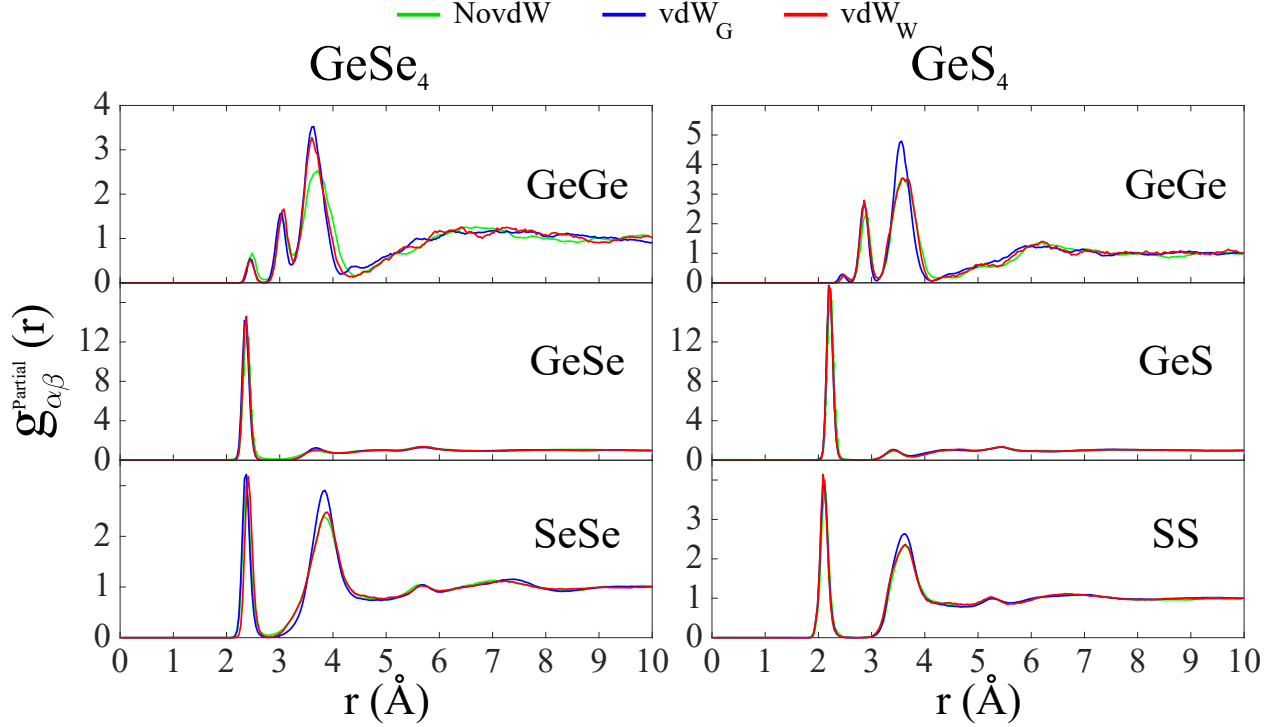


Figure 4: The partial pair correlation functions for the atomic pairs of g -GeSe₄ (left panel) and g -GeS₄ (right panel). Results with no inclusion of vdW interactions (green curves) as reported by Bouzid et al. [3] are compared to those including van der Waals, vdW_G (blues solid lines) and the vdW_W (red solid lines)

145 imposed for both systems reproducing the same differences between GeS₄ and GeSe₄ materials found in the report by Bouzid et al. [3].

In the Ge-Ge case, the first small peak observed at $r \simeq 2.45 \text{ \AA}$ is obtained with the three calculation methods at the same position for both systems. In terms of its intensity, the three approaches reproduce the same intensity for g -GeSe₄ ($g_{GeGe}^{GeSe_4} \simeq 0.5$) and for g -GeS₄ ($g_{GeGe}^{GeS_4} \simeq 0.2$). This peak is the signature of the presence of homopolar Ge-Ge bonds. Two other peaks are noticeable. The first corresponds to the edge-sharing (ES) tetrahedra and the second to corner-sharing (CS) tetrahedra. These peaks are obtained (figure 4) at values of $r \simeq 3.0 \text{ \AA}$ and $r \simeq 3.6 \text{ \AA}$ for GeSe₄, slightly differing from the GeS₄ case in which they are obtained at $r \simeq 2.9 \text{ \AA}$ and $r \simeq 3.6 \text{ \AA}$. A close look at the CS-tetrahedra population of g_{GeGe} (peaks at $r \simeq 3.6 \text{ \AA}$) reveals that the vdW_W approach tend to match the vdW_G results in g -GeSe₄ with a higher intensity of this peak in comparison to the NovdW calculation (green line). However, the opposite situation is obtained for g -GeS₄ system, for which the vdW_G scheme overestimates the intensity of Ge-Ge correlations at $r \simeq 3.6 \text{ \AA}$. On the contrary vdW_W gives an intensity comparable to the case with no vdW inclusion.

The situation for g_{XX} is again indicative of small differences between the vdW_G and vdW_W results. The

160 first peak indicative of nearest neighbor Se-Se distances ($r \simeq 2.4 \text{ \AA}$) and the one corresponding to S-S bonds ($r \simeq 2.1 \text{ \AA}$) are very close in the three models. However, for the second peak located at $r \simeq 3.8 \text{ \AA}$ (GeSe_4) and $r \simeq 3.6 \text{ \AA}$ (GeS_4), the vdW_W calculation tend to reproduce the NovdW results rather than the vdW_G ones. Such a trend is similar to what already observed in the case of liquid GeSe_2 [8]. It appears that Ge-Ge correlations are the most sensitive to the presence and/or the quality of the dispersion forces considered.

165 While the three models are broadly consistent and the changes observed of moderate extent, the impact on Ge-Ge correlations of the dispersion forces will be an issue worth pursuing with additional calculations.

D – Local order: coordination numbers

. Despite the trace of some moderate level of sensitivity to the presence of dispersion forces, it appears that the properties examined so far do not provide any evidence on the occurrence of any striking effect in g - GeSe_4 and g - GeS_4 , either when adopting the dispersion forces or when selecting the Wannier scheme instead of the DFT-D2 one. We complete the structural analysis presented above by the investigation of the local coordination obtained through the different calculation schemes considered. These results are reported in the Table. In the bottom part of this table, we provide the detailed coordination numbers $N_{\alpha\beta}$ for both g - GeSe_4 (left part) and g - GeS_4 systems as well as the resulting total ones N_α ($\alpha = \text{Ge}, \text{Se}$ or S). These coordination

170 numbers provide information on the number of neighbors for each atom and to the kind of structural unit formed with the given neighbors, by identifying the chemical nature of each interatomic linkage.

Ge atoms are found to be four fold coordinated ($N_{\text{Ge}} \simeq 4$) mainly due to the tetrahedral arrangement of Se and S around Ge species in GeSe_4 and GeS_4 . This is confirmed by all $N_{\text{Ge}X}$ values found to be very

180 close to 4. X (X = Se, S) atoms are two-fold coordinated for both materials with heteropolar (X-Ge) and homopolar X-X bonds having coordination numbers are very close to 1 ($N_{X\text{Ge}} \simeq N_{XX} \simeq 1$).

The three calculations methods give almost identical results indicating that the contribution of vdW interactions inclusion does not affect the characteristic tetrahedral network of these materials. Nevertheless, the NovdW scheme leads to a higher amount of homopolar Ge-Ge bonds in the g - GeSe_4 system. Indeed,

185 $N_{\text{GeGe}}^{\text{GeSe}_4}$ values (0.36 for NovdW) differ from the values very close to 0 found in the present work ($N_{\text{GeGe}} = 0.04$).

In this Table (top part), we also report the coordination numbers in terms of the contributions (percentage $n_\alpha(l)$) of each specific environment. In the case of g - GeSe_4 , the deviation from the tetrahedral

190 arrangement is quite limited when dispersion forces are included, values of the percentage of Ge atoms four-fold coordinated to Se atoms approaching closely the unity. No other effects due to the different account of dispersion forces are found, the different amounts of the corresponding coordination units being very close.

<i>g-GeSe₄</i>		proportion $n_{\alpha}(m)$ [%]			<i>g-GeS₄</i>		proportion $n_{\alpha}(m)$ [%]		
		vdW _G	vdW _W	Bouzid-JCP2015			vdW _G	vdW _W	Bouzid-JCP2015
Ge atom				Ge atom					
m = 2	<i>Se₂</i>	0.00	0.56	4.8	m = 1	<i>S</i>	0.33	0.00	-
m = 3	<i>Se₃</i>	0.34	0.60	3.6	m = 2	<i>S₂</i>	0.63	0.00	0.4
m = 4	<i>Se₄</i>	95.47	94.67	85.0	m = 3	<i>S₃</i>	0.87	1.17	0.7
	<i>GeSe₃</i>	4.16	4.17	6.2	m = 4	<i>S₄</i>	96.57	97.80	96.7
m = 5	<i>GeSe₄</i>	< 0.1	0.00	0.1		<i>GeS₃</i>	1.60	1.03	2.0
	<i>Ge₂Se₃</i>	< 0.1	0.00	-	S atom				
Se atom				S atom					
m = 1	<i>Se</i>	0.28	< 0.1	1.7	m = 1	<i>Ge</i>	0.48	0.15	0.5
	<i>Ge</i>	0.53	0.27	1.5		<i>S</i>	0.83	0.98	1.3
m = 2	<i>Se₂</i>	27.85	28.71	30.7	m = 2	<i>S₂</i>	32.24	31.77	32.0
	<i>Ge₂</i>	26.57	27.08	26.5		<i>Ge₂</i>	31.76	32.18	31.8
	<i>GeSe</i>	44.07	43.49	38.2		<i>GeS</i>	34.60	34.45	33.9
m = 3	<i>Se₃</i>	0.25	< 0.1	-	m = 3	<i>Ge₃</i>	< 0.1	0.00	0.2
	<i>Ge₃</i>	0.25	0.00	0.3		<i>S₃</i>	0.00	0.22	-
	<i>Ge₂Se</i>	0.19	0.23	0.3		<i>Ge₂S</i>	< 0.1	0.24	0.2
	<i>GeSe₂</i>	< 0.1	0.12	0.5					
N_{GeGe}		0.04	0.04	0.36	N_{GeGe}		0.02	0.01	0.03
N_{GeSe}		3.96	3.94	3.85	N_{GeS}		3.95	3.98	3.98
N_{SeGe}		0.99	0.99	0.96	N_{SGe}		0.99	1.00	0.99
N_{SeSe}		1.01	1.02	1.04	N_{SS}		1.00	1.00	0.99
N_{Ge}		4.00	3.98	4.21	N_{Ge}		3.97	3.99	3.99
N_{Se}		2.00	2.00	2.00	N_S		1.99	1.99	1.98

Table: Percentage $n_{\alpha}(l)$ of the different coordination units (l) in glassy $GeSe_4$ (left part) and GeS_4 (right part) for the specie α (Ge, S or Se). These quantities have been calculated including neighbors separated by a cutoff corresponding to the first minimum in the partial pair correlation functions. The corresponding average atomic pairs and total coordination numbers are given in the bottom part of the table.

In the case of GeS_4 , there are even less differences among the three set of results, the percentage number of Ge atoms fourfold coordinated to Se atoms being already very close to the unity in the NovdW case. It looks like at this level of description, involving the first shell of coordination of these disordered systems, the dispersion forces can be safely neglected for $g-GeS_4$ and they bring limited and yet appreciable changes for $g-GeSe_4$, by reducing the number of Ge atoms that deviate from the tetrahedral environment.

4. Conclusion

We revisited the structural properties of glassy $GeSe_4$ and GeS_4 systems by relying on first-principles molecular dynamics. We undertake such a study since other disordered chalcogenide systems were found sensitive to the inclusion of dispersion forces and, to a lesser extent, also sensitive to the kind of theoretical recipe employed to model such contributions [6]. In this work we presented a detailed comparison between

two specific approaches designed for the proper inclusion of vdW forces contributions, namely, the vdW_G due
205 to Grimme [1] and relying on a semi-empirical description and a fully first-principles based method (vdW_W)
taking advantage of the the Wannier functions formalism [15]. Based on the results obtained for the total
and partial pair correlation functions, total and partial structure factors, supplemented by an analysis of
the neighbor environments (coordination units with the neighbors of each species) we could not detect any
sizable effect of the dispersion forces on the main features of the networks. However, there is one effect that
210 is worth pointing out, this being the tendency of both vdW schemes to enhance the fourfold coordination
environment in glassy GeSe_4 , by producing an atomic structure that turns out very similar to that of glassy
 GeS_4 . In conclusion, the body of our results brings new information on the structure of these glasses when
compared to what is already available in the literature. The new outcome is twofold: on the one hand,
lack of substantial sensitivity to dispersion forces, once again to be contrasted to the case of some Te-based
215 chalcogenides [5]. On the other hand, the inclusion of dispersion forces attenuates the differences between
the network topologies of glassy GeSe_4 and GeS_4 , both of them made by a highly predominant presence of
Ge atoms fourfold coordinated with very few Ge-Ge homopolar bonds.

References

References

- 220 [1] S. Grimme, Semiempirical GGA-type density functional constructed with a long-range dispersion cor-
rection, *Journal of computational chemistry* 27 (15) (2006) 1787–1799.
- [2] P. L. Silvestrelli, Van der Waals interactions in DFT made easy by Wannier functions, *Physical Review*
Letters 100 (5) (2008) 053002.
- [3] A. Bouzid, S. Le Roux, G. Ori, M. Boero, C. Massobrio, Origin of structural analogies and differences
225 between the atomic structures of GeSe_4 and GeS_4 glasses: A first principles study, *The Journal of*
Chemical Physics 143 (3) (2015) 034504.
- [4] T. Ikeda, M. Boero, Role of van der Waals corrections in first principles simulations of alkali metal ions
in aqueous solutions, *The Journal of Chemical Physics* 143 (19) (2015) 194510.
- [5] M. Micoulaut, A. Piarristeguy, H. Flores-Ruiz, A. Pradel, Towards accurate models for amorphous
230 GeTe : Crucial effect of dispersive van der Waals corrections on the structural properties involved in the
phase-change mechanism, *Physical Review B* 96 (18) (2017) 184204.
- [6] A. Bouzid, C. Massobrio, M. Boero, G. Ori, K. Sykina, E. Furet, Role of the van der Waals interactions
and impact of the exchange-correlation functional in determining the structure of glassy GeTe_4 , *Physical*
Review B 92 (13) (2015) 134208.

- 235 [7] Z. Chaker, G. Ori, M. Boero, C. Massobrio, E. Furet, A. Bouzid, First-principles study of the atomic structure of glassy $\text{Ga}_{10}\text{Ge}_{15}\text{Te}_{75}$, *Journal of Non-Crystalline Solids*.
- [8] E. Lampin, A. Bouzid, G. Ori, M. Boero, C. Massobrio, Impact of dispersion forces on the atomic structure of a prototypical network-forming disordered system: The case of liquid GeSe_2 , *The Journal of Chemical Physics* 147 (4) (2017) 044504.
- 240 [9] R. Car, M. Parrinello, Unified approach for molecular dynamics and density-functional theory, *Physical Review Letters* 55 (22) (1985) 2471.
- [10] J. Hutter, M. Parrinello, D. Marx, P. Focher, M. Tuckerman, W. Andreoni, A. Curioni, E. Fois, U. Rothlisberger, P. Giannozzi, et al., Computer code CPMD, IBM Zurich Research Laboratory and MPI für Festkörperforschung 2001.
- 245 [11] A. D. Becke, Density-functional exchange-energy approximation with correct asymptotic behavior, *Physical Review A* 38 (6) (1988) 3098.
- [12] C. Lee, W. Yang, R. G. Parr, Development of the Colle-Salvetti correlation-energy formula into a functional of the electron density, *Physical Review B* 37 (2) (1988) 785.
- [13] N. Troullier, J. L. Martins, Efficient pseudopotentials for plane-wave calculations. II. operators for fast
250 iterative diagonalization, *Physical Review B* 43 (11) (1991) 8861.
- [14] G. H. Wannier, The structure of electronic excitation levels in insulating crystals, *Physical Review* 52 (3) (1937) 191.
- [15] P. L. Silvestrelli, N. Marzari, D. Vanderbilt, M. Parrinello, Maximally-localized Wannier functions for disordered systems: Application to amorphous silicon, *Solid State Communications* 107 (1) (1998) 7–11.
- 255 [16] A. Ambrosetti, P. Silvestrelli, van der waals interactions in density functional theory using wannier functions: Improved C_6 and C_3 coefficients by a different approach, *Physical Review B* 85 (7) (2012) 073101.
- [17] S. Nosé, A unified formulation of the constant temperature molecular dynamics methods, *The Journal of Chemical Physics* 81 (1) (1984) 511–519.
- 260 [18] W. G. Hoover, Canonical dynamics: equilibrium phase-space distributions, *Physical Review A* 31 (3) (1985) 1695.
- [19] P. E. Blöchl, M. Parrinello, Adiabaticity in first-principles molecular dynamics, *Physical Review B* 45 (16) (1992) 9413.

- [20] I. Petri, P. Salmon, The topology of $\text{Ge}_x\text{-Se}_{1-x}$ ($0 < x < 0.4$) glasses, *Physics and Chemistry of Glasses* 43 (2002) 185–190.
- [21] P. S. Salmon, Structure of liquids and glasses in the Ge–Se binary system, *Journal of Non-Crystalline Solids* 353 (32) (2007) 2959–2974.
- [22] E. Bychkov, M. Miloshova, D. Price, C. Benmore, A. Lorriaux, Short, intermediate and mesoscopic range order in sulfur-rich binary glasses, *Journal of Non-Crystalline Solids* 352 (1) (2006) 63–70.