



HAL
open science

Excited States with Selected Configuration Interaction-Quantum Monte Carlo: Chemically Accurate Excitation Energies and Geometries

Monika Dash, Jonas Feldt, Saverio Moroni, Anthony Scemama, Claudia
Filippi

► **To cite this version:**

Monika Dash, Jonas Feldt, Saverio Moroni, Anthony Scemama, Claudia Filippi. Excited States with Selected Configuration Interaction-Quantum Monte Carlo: Chemically Accurate Excitation Energies and Geometries. *Journal of Chemical Theory and Computation*, 2019, 15 (9), pp.4896-4906. 10.1021/acs.jctc.9b00476 . hal-02308310

HAL Id: hal-02308310

<https://hal.science/hal-02308310>

Submitted on 3 Feb 2020

HAL is a multi-disciplinary open access archive for the deposit and dissemination of scientific research documents, whether they are published or not. The documents may come from teaching and research institutions in France or abroad, or from public or private research centers.

L'archive ouverte pluridisciplinaire **HAL**, est destinée au dépôt et à la diffusion de documents scientifiques de niveau recherche, publiés ou non, émanant des établissements d'enseignement et de recherche français ou étrangers, des laboratoires publics ou privés.

Excited states with selected CI-QMC: chemically accurate excitation energies and geometries

Monika Dash,¹ Jonas Feldt,¹ Saverio Moroni,^{2,*} Anthony Scemama,^{3,†} and Claudia Filippi^{1,‡}

¹MESA+ Institute for Nanotechnology, University of Twente, P.O. Box 217, 7500 AE Enschede, The Netherlands

²CNR-IOM DEMOCRITOS, Istituto Officina dei Materiali,

and SISSA Scuola Internazionale Superiore di Studi Avanzati, Via Bonomea 265, I-34136 Trieste, Italy

³Laboratoire de Chimie et Physique Quantiques, Université de Toulouse, CNRS, UPS, France

We employ quantum Monte Carlo to obtain chemically accurate vertical and adiabatic excitation energies, and equilibrium excited-state structures for the small, yet challenging, formaldehyde and thioformaldehyde molecules. A key ingredient is a robust protocol to obtain balanced ground- and excited-state Jastrow-Slater wave functions at a given geometry, and to maintain such a balanced description as we relax the structure in the excited state. We use determinantal components generated via a selected configuration interaction scheme which targets the same second-order perturbation energy correction for all states of interest at different geometries, and we fully optimize all variational parameters in the resultant Jastrow-Slater wave functions. Importantly, the excitation energies as well as the structural parameters in the ground and excited states are converged with very compact wave functions comprising few thousand determinants in a minimally augmented double- ζ basis set. These results are obtained already at the variational Monte Carlo level, the more accurate diffusion Monte Carlo method yielding only a small improvement in the adiabatic excitation energies. We find that matching Jastrow-Slater wave functions with similar variances can yield excitations compatible with our best estimates; however, the variance-matching procedure requires somewhat larger determinantal expansions to achieve the same accuracy, and it is less straightforward to adapt during structural optimization in the excited state.

I. INTRODUCTION

Quantum Monte Carlo (QMC) methods are first-principle approaches that approximately solve the Schrödinger equation in a stochastic manner. The two most commonly used variants, namely, variational (VMC) and diffusion Monte Carlo (DMC) typically employ so-called Jastrow-Slater wave functions where a determinant expansion is multiplied by a Jastrow factor which explicitly depends on the inter-particle distances and accounts for a significant portion of electronic correlation. Because of the presence of the Jastrow factor, much shorter expansions are often needed to describe the Slater component and obtain accurate VMC results, which can then be further improved with the use of DMC. Thanks to the favorable scaling with system size, these methods have been routinely employed to compute the electronic properties, particularly total energies, of relatively large molecules and solids [1–5].

Recent methodological advances have reduced the cost per Monte Carlo step of computing energy derivatives to the one of the energy itself also for large multi-determinant wave functions [6, 7]. This has enabled us not only to simultaneously optimize geometry and wave function with as many as 200,000 determinants but also to explore the dependence of the results on different lengths and types of Slater expansions, foraying into QMC wave function choices beyond conventional small-active-space definitions. Capitalizing on these developments, our recent thorough investigation [8] of constructing the Slater component by an automated determinant selection through a selected configuration interaction (CIPSI) approach [9–21] has lead to accurate predictions of

the ground-state energies and structural parameters of butadiene with relatively short Slater expansions. Relevant determinants could be systematically introduced into the wave function that would not have been chosen otherwise based on a manual, intuitive selection.

These developments also open very interesting prospects for the application of QMC to geometry relaxation in the excited state, where most electronic structure methods either lack the required accuracy or are computationally quite expensive due to their scaling with system size. To date, there are very few studies to assess the ability of QMC to predict excited-state geometries [22–25], while most of the relatively limited literature on excited-state QMC calculations is primarily concerned with vertical excitation energies [26–40]. Importantly, all these studies are characterized by the use of very different wave functions ranging from the simple ansatz of a CI singles wave function to complete active space (CAS) expansions, sometimes truncated or only partially optimized in the presence of the Jastrow factor due to the limitations previously faced in sampling and optimizing large numbers of determinants. In this work, we want to overcome this empiricism in the application of QMC to excited states and a) identify the most efficient protocol to obtain a balanced and robust description of the ground and excited states in VMC at a given geometry; b) extend this protocol to the optimization of the geometry as well as the computation of energy differences between different potential energy surfaces at distinct geometries; c) demonstrate the competence of VMC in determining accurate vertical excitation energies, optimal excited-state structures, and adiabatic excitations.

To this aim, we focus on the low-lying singlet $n \rightarrow \pi^*$ excitation of formaldehyde and thioformaldehyde, and compute these excited-state properties employing compact wave functions containing between a few thousand to about 45,000 determinants obtained through different CIPSI selection schemes. These molecules are small but theoretically

* moroni@democritos.it

† scemama@irsamc.ups-tlse.fr

‡ c.filippi@utwente.nl

challenging: a recent VMC study reported an error as large as 0.2 eV on the vertical excitation energy of thioformaldehyde [39], and DMC calculations without a Jastrow factor required wave functions with as many as hundred thousand determinants to achieve high accuracy for formaldehyde [38]. Here, we obtain VMC vertical excitation energies within chemical accuracy (~ 0.04 eV) of the extrapolated full CI (FCI) estimates for both molecules with expansions as small as a few thousand determinants in combination with a minimally augmented double- ζ basis set. These excellent results are obtained using CIPSI expansions constructed to yield a comparable second-order perturbation (PT2) correction in the ground and excited states, and fully reoptimized in the presence of the Jastrow factor. Matching the energy variance of the Jastrow-Slater wave functions of the two states [39, 41] to estimate the excitation energy appears to be a more delicate procedure which, in the case of formaldehyde, recovers VMC excitation energies within 0.05 eV of our best estimates for determinantal expansions comprising at least 7000 determinants.

When optimizing the structure, we follow two different selection routes to maintain a balanced treatment of the wave function while changing the geometry: we construct the determinantal component targeting a roughly constant value of either the perturbation correction or the variance of the CIPSI expansions. We find that both schemes are viable to obtain robust VMC geometries, also in the more demanding case of formaldehyde where different correlated methods give a range of variations in the prediction of the CO bond and the out-of-plane angle in the excited state as large as 80 mÅ and 20°, respectively [42]. With just a minimal basis, we obtain optimal VMC structures converged with fewer than a thousand determinants and in excellent agreement with the coupled cluster estimates, namely, with deviations smaller than a couple of degrees in the angles and 3 and 10 mÅ in the ground- and excited-state bond lengths, respectively. Finally, we compute the difference between the variational minima of the VMC ground- and excited-state potential energy surfaces to evaluate the adiabatic excitation energies. For both molecules, irrespective of the determinant selection mode, we obtain VMC and DMC estimates within better than 0.05 eV of the corresponding coupled cluster values.

The paper is organized as follows. We describe the CIPSI selection scheme employed to obtain a balanced description of multiple states in Section II and present the computational details in Section III. The VMC and DMC vertical excitation energies of formaldehyde and thioformaldehyde are given in Section IV and the results of the VMC structural relaxation in the ground and excited states in Section V. We conclude in Section VI by summarizing the most important outcomes of our investigation and the future prospects of the applicability of our approach.

II. METHODS

The wave functions used in the QMC calculations are of the Jastrow-Slater form, namely, the product of a determinantal

component and a positive Jastrow correlation function,

$$\Psi = \mathcal{J} \sum_k^{N_{\text{det}}} c_k D_k, \quad (1)$$

where N_{det} is the total number of determinants and the Jastrow factor \mathcal{J} depends here on the electron-nucleus and electron-electron distances, explicitly ensuring that the electronic cusp conditions are satisfied.

To construct the determinantal part of the wave function, we employ the CIPSI selected CI algorithm that iteratively allows us to identify energetically important determinants from the FCI space. When one is interested in multiple electronic states, it is important to obtain a description of the CI subspace which leads to a uniform and balanced treatment of all states of interest. To ensure a consistent quality of the wave functions, the selection of the determinants for the multiple states is done in a single run even if the states belong to different symmetry classes. In practice, starting from an initial reference subspace \mathcal{S} typically given by the CI singles wave functions of all states, at every iteration, we expand the space by selecting among all singly- and doubly-excited determinants those which contribute the most to a state-average PT2 energy contribution.

If we represent a newly selected determinant with $|\alpha\rangle$, we then compute its second-order energy contribution using Epstein-Nesbet perturbation theory [43, 44] as

$$\delta E_n^{(2)} = \frac{|\langle \alpha | \hat{\mathcal{H}} | \Psi_n \rangle|^2}{\langle \Psi_n | \hat{\mathcal{H}} | \Psi_n \rangle - \langle \alpha | \hat{\mathcal{H}} | \alpha \rangle}, \quad (2)$$

and the corresponding CI coefficients as

$$c_{\alpha,n} = \frac{\langle \Psi_n | \hat{\mathcal{H}} | \alpha \rangle}{\langle \Psi_n | \hat{\mathcal{H}} | \Psi_n \rangle - \langle \alpha | \hat{\mathcal{H}} | \alpha \rangle}, \quad (3)$$

where n denotes a state and Ψ_n is the current CI wave function in the space \mathcal{S} . As suggested by Angeli *et al.* [45], the selection criterion for a determinant $|\alpha\rangle$ in the external space is based on the energy contribution

$$e_\alpha = \sum_n^{N_{\text{states}}} w_n \delta E_n^{(2)}, \quad (4)$$

where w_n is the inverse of the maximum $c_{k,n}^2$ with the index k running over the determinants in the current subspace \mathcal{S} . The determinant $|\alpha\rangle$ is added to \mathcal{S} if its energy contribution e_α is higher than a threshold, which is automatically adjusted in such a way that the number of determinants in \mathcal{S} is doubled at each iteration. In the applications presented in this work, the ground state is a closed-shell and the excited state an open-shell singlet, both having single-reference character with the dominant configuration state function (CSF) comprising a single determinant in the ground state and two determinants in the excited state. Since the expansion is performed in the basis of the determinants and not of the CSFs, reweighting the energy contributions by w_n recovers the balance for the different states. As a consequence, this criterion ensures that the

multiple states resulting from the expansion will have approximately equivalent net PT2 corrections at every CIPSI iteration.

The many-body Hamiltonian, $\hat{\mathcal{H}}$, is diagonalized in the subspace \mathcal{S} at every iteration to determine the current CI coefficients. One keeps expanding until the wave function has a required number of determinants or until another chosen criterion is met as for instance a desired total PT2 correction or variance of the CI wave functions as further discussed below in the Result sections [8, 46–49]. Additionally, we impose that the selected wave functions are spin-adapted, namely, eigenfunctions of the \hat{S}^2 operator: all determinants corresponding to the spatial occupation patterns currently present in \mathcal{S} are added to the reference space before the Hamiltonian is diagonalized [50, 51]. Although wave functions for all the states are obtained through this common selection process, determinants of one symmetry character do not contribute, of course, to a state of a different character. Therefore, we separate these determinants based on space symmetry prior to proceeding with the VMC optimization.

In what we name the “expansion” scheme, we simply use subsequent wave functions of increasing length generated according to the CIPSI algorithm we just described. While the “expansion” scheme is more easily transferable to larger systems where one could experience difficulty in obtaining a large expansion to then truncate, we will also present some tests with wave functions generated from a “truncation” scheme. After having introduced a large number of determinants in the reference space and obtained the wave functions for both states by diagonalizing the Hamiltonian, we project the wave functions in a common subspace of determinants as follows: for each group of determinants, \mathcal{P} , of the internal space sharing the same spatial occupation pattern, we compute the quantity

$$d(\mathcal{P}) = \sum_{k \in \mathcal{P}} \sum_n^{N_{\text{states}}} c_{kn}^2, \quad (5)$$

All the individual spatial occupation patterns of the internal space are sorted in decreasing order of $d(\mathcal{P})$ values, and the truncated determinant space is built by taking the union of the first patterns of the list. This guarantees that the truncated wave functions are spin-adapted and that the final determinants kept after truncation are the most important for all states of interest.

III. COMPUTATIONAL DETAILS

All QMC computations are carried out with the program package CHAMP [52]. We employ scalar-relativistic energy-consistent Hartree-Fock pseudopotentials and the correlation-consistent Gaussian basis sets specifically constructed for these pseudopotentials [53, 54]. For the majority of our calculations, we use a minimally augmented double- ζ basis set denoted here as maug-cc-pVDZ and constructed by augmenting the cc-pVDZ basis with s and p diffuse functions on the heavy atoms. Basis-set convergence tests are performed with the

fully augmented aug-cc-pVTZ pseudopotential basis. In both cases, the diffuse functions are taken from the corresponding all-electron Dunning’s correlation-consistent basis sets [55]. The Jastrow factor includes two-body electron-electron and electron-nucleus correlation terms [56].

We optimize all wave function parameters (Jastrow, orbital, and linear coefficients) by energy minimization in VMC using the stochastic reconfiguration (SR) method [57] in a conjugate gradient implementation [58]. We optimize the ground and excited states separately since the two states have different symmetries both at the ground- and the excited-state optimal structures. We relax the geometry in Z-matrix coordinates and simply follow the direction of steepest descent, appropriately rescaling the interatomic forces and using an approximate constant diagonal hessian. After convergence, we perform additional optimization steps and average the last 40 structures to estimate the structural parameters presented below. To remove occasional spikes in the forces, we use an improved estimator of the forces obtained by sampling the square of a modified wave function close to the nodes [59]. In the DMC calculations, we treat the pseudopotentials beyond the locality approximation using the T-move algorithm [60] and employ an imaginary time step of 0.02 a.u. As shown in the Supporting Information (SI), this time step yields DMC excitation energies converged to better than 0.01 eV for the smallest wave function in formaldehyde and is therefore appropriate for all wave functions of higher quality considered in this work.

The CIPSI calculations are performed with Quantum Package [61] using orbitals obtained from small complete active space self-consistent field (CASSCF) calculations in the program GAMESS(US) [62, 63]. As explained above, the CIPSI expansions are constructed to be eigenstates of \hat{S}^2 and the selected determinants are subsequently mapped into the basis of configuration state functions, thereby effectively reducing the number of linear optimization parameters for QMC.

IV. VERTICAL EXCITATION ENERGIES

We begin our investigation by computing the lowest singlet vertical excitations energies of $n \rightarrow \pi^*$ character of formaldehyde (CH₂O) and thioformaldehyde (CH₂S). In the ground state, both molecules possess C_{2v} symmetry and the relevant ground (S0) and excited (S1) states belong to the A_1 and the A_2 irreducible representation, respectively. The QMC vertical excitation energies are computed on the ground-state structures optimized at the CC3/aug-cc-pVTZ level without the frozen-core approximation [38, 64]. Importantly, as we show below, the CC3 geometries are identical to the optimal ground-state structures obtained at the VMC level.

A. Formaldehyde

The lowest $n \rightarrow \pi^*$ excited state of formaldehyde has been the subject of a recent DMC investigation [38], where Jastrow-free CIPSI wave functions with as many as 300,000

determinants were employed to recover a vertical excitation energy within 0.08(3) eV of the best theoretical estimate of 3.97 eV [64]. In fact, calculations involving about 9000 and 75,000 determinants yielded excitation energies about 0.2 and 0.1 eV higher, respectively, than the reference value. Given the size of the molecule and the single-reference character of the excitation, this finding is rather surprising and warrants an investigation where we generate optimal wave functions in the presence of the Jastrow factor prior to the DMC step.

Here, we revisit the VMC and DMC computation of this vertical excitation energy with compact CIPSI expansions in the Jastrow-Slater wave functions, containing between 1000 and 40,000 determinants. These determinant components are the result of subsequent expansions at the CIPSI level constructed to achieve a balanced description of the two states of interest at each step by selecting determinants that yield comparable PT2 contributions for both states as discussed above. The determinants corresponding to A_1 and A_2 symmetry are then isolated and the Jastrow-Slater wave functions are separately fully optimized by energy minimization in VMC. The resulting VMC and DMC total and vertical excitation energies are listed in Table I and plotted in Fig. 1.

The VMC vertical excitation energies computed with the maug-cc-pVDZ basis are already within 0.05 eV of the CC3/aug-cc-pVTZ value with about 1000 and 2400 determinants in the ground and the excited state, respectively. Further increasing the size of the wave functions by a factor of 10, we observe a rapid convergence to within ~ 0.02 eV of the CC3 value. The DMC calculations with the VMC optimized wave functions gain about 17-30 mHartrees for the range of expansions studied, so the gain is uniform for both states. Consequently, the gap is quite stable also at the DMC level and consistently compatible within statistical error (to better than 0.02 eV) with the corresponding VMC values. A similar behavior is observed when employing the fully-augmented triple- ζ basis set with the VMC excitation energy being rather stable as a function of the expansion size and in agreement within statistical error with the corresponding DMC value. From these calculations, we can therefore make three important observations: a) the weighted CIPSI algorithm used here yields an automated, balanced determinant selection of the two states; b) in combination with VMC optimization, we obtain reliable estimates for the vertical excitation energy with rather small and compact Jastrow-Slater wave functions; c) to estimate the excitation energy, there is no need to perform a DMC calculation as the main correlation effects on the energy difference have already been captured at the VMC level.

The extrapolated FCI estimate of the excitation energy computed with the same pseudopotential maug-cc-pVDZ basis set is 3.99 eV (see Fig. S1 in the Supporting Information) in perfect agreement with the all-electron value of 3.99 eV obtained with the corresponding aug-cc-pVDZ basis set. In the all-electron calculations, the use of the larger aug-cc-pVTZ only reduces the FCI value to 3.98 eV, that can be further corrected for basis set and frozen-core errors to yield the best theoretical estimate of 3.97 eV [64]. Our results of 3.99 and 4.02 eV obtained with the maug-cc-pVDZ and aug-cc-pVTZ, respectively, are in excellent agreement with the refer-

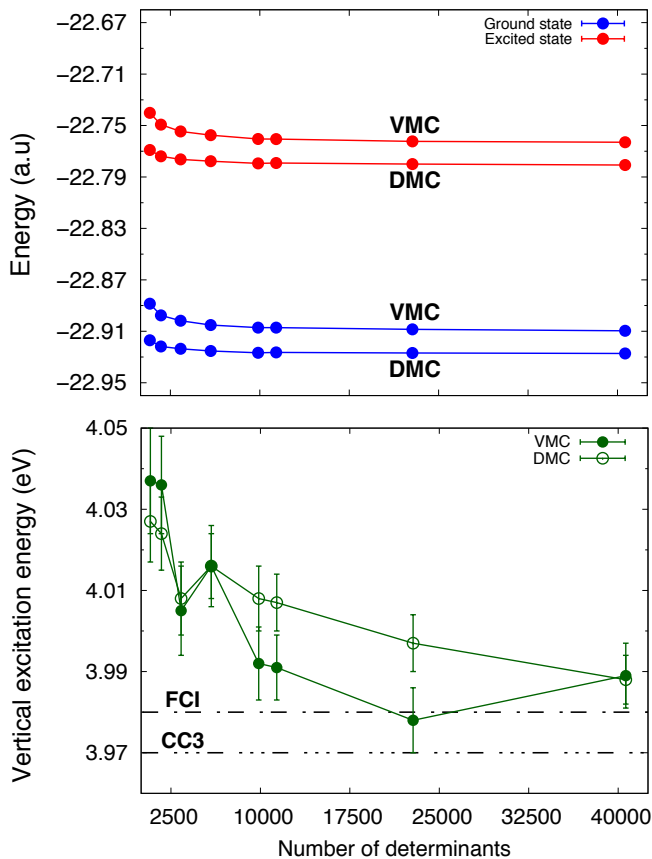


FIG. 1. Convergence of the VMC and DMC energies of the ground and excited states (top) and of the excitation energy (bottom) of the $n \rightarrow \pi^*$ excitation of formaldehyde with the combined number of determinants in the CIPSI expansions. The maug-cc-pVDZ basis is used. We also show the extrapolated FCI and CC3 values obtained with the aug-cc-pVTZ basis set [64].

ence value.

So far, we have obtained a balanced description of both states by selecting determinants in the CIPSI expansion that yield comparable net PT2 contribution to both states at every step. In Fig. 2, we plot the resulting excitation energies together with the estimates obtained as difference of the fits of the ground- and excited-state VMC energies against the number of total determinants as $E_{\text{EX}}^{\text{fit}}(N_{\text{det}}) - E_{\text{GS}}^{\text{fit}}(N_{\text{det}})$ (see Section SI.III). Although we optimize our wave functions separately for the two states in VMC, we use the total number of determinants as common index since the determinants were obtained from the same CIPSI selection [65]. Furthermore, since we now have at hand multiple wave functions for the ground and excited states, we can alternatively follow another physically appropriate approach to compute the excitation energy by matching the variances of the states of interest [39, 41]. To do so, we fit the VMC energies separately for the ground and the excited states against the corresponding variances (see Fig. S3) and then subtract the two fits as $E_{\text{EX}}^{\text{fit}}(\sigma^2) - E_{\text{GS}}^{\text{fit}}(\sigma^2)$. The resulting variance-matched excitation energies are plotted in Fig. 2, where smaller variances

TABLE I. VMC and DMC ground- and excited-state energies, and vertical excitation energies (eV) of formaldehyde obtained with fully optimized Jastrow-CIPSI wave functions, where a series of increasing determinantal expansions are obtained with the “expansion” scheme.

Basis	No. det				VMC			DMC		
	S0	S1	S0	S1	E(S0)	E(S1)	ΔE	E(S0)	E(S1)	ΔE
maug-cc-pVDZ	343	436	848	614	-22.88852(32)	-22.74015(33)	4.037(13)	-22.91702(26)	-22.76903(26)	4.027(10)
	580	1124	946	961	-22.89762(32)	-22.74929(31)	4.036(12)	-22.92182(25)	-22.77393(24)	4.024(09)
	994	2360	1104	1357	-22.90177(30)	-22.75459(27)	4.005(11)	-22.92362(23)	-22.77635(23)	4.008(09)
	1703	4182	1375	1937	-22.90512(25)	-22.75753(25)	4.016(10)	-22.92530(22)	-22.77772(22)	4.016(08)
	2747	7110	1762	2805	-22.90717(25)	-22.76046(24)	3.992(09)	-22.92675(22)	-22.77947(22)	4.008(08)
	3050	8320	1874	3141	-22.90719(20)	-22.76051(20)	3.991(08)	-22.92642(18)	-22.77916(17)	4.007(07)
	5932	16871	2915	5550	-22.90852(20)	-22.76233(20)	3.978(08)	-22.92687(18)	-22.77997(17)	3.997(07)
10854	29786	4681	9177	-22.90961(20)	-22.76303(20)	3.989(08)	-22.92728(14)	-22.78072(16)	3.988(06)	
aug-cc-pVTZ	675	912	3237	2256	-22.90151(19)	-22.75361(19)	4.024(07)	-22.92260(16)	-22.77499(16)	4.017(06)
	1488	3214	3592	3474	-22.91364(17)	-22.76638(17)	4.007(06)	-22.92778(14)	-22.78068(13)	4.015(05)
	3058	7672	4210	5050	-22.92021(15)	-22.77242(15)	4.021(06)	-22.93112(12)	-22.78359(12)	4.014(05)
	5849	15338	5222	7401	-22.92050(16)	-22.77333(14)	4.005(06)	-22.93136(11)	-22.78360(10)	4.021(04)
	12987	31710	7731	12040	-22.92188(15)	-22.77466(14)	4.006(06)	-22.93145(11)	-22.78393(13)	4.014(05)

correspond to larger expansions.

For our fully optimized Jastrow-CIPSI wave functions, both schemes to estimate the excitation energy yield reasonable values, which become of course more compatible for the larger expansions. The excitation energies computed by fitting the energies against the number of determinants display a clear and fast convergence, and are closer to the extrapolated FCI estimate over the whole range of expansions explored here. For the variance-matching scheme, the fit at high variances deviate from the FCI value by 0.08-0.12 eV and, only beyond about 7000 determinants and a variance of about 0.31 a.u., the fit starts giving reasonable estimates within 0.05 eV of our best estimate. Therefore, to make a reliable variance-matched prediction, one needs to employ larger wave functions containing several thousand determinants. We note that we are not in a regime [66] where a reliable estimate of the exact energy can be obtained by linear extrapolation to zero variance.

Finally, while the “expansion” scheme represents the most practical route to generate the determinantal component in a Jastrow-CIPSI wave function for larger systems, given the small size of formaldehyde, we can also investigate the effect of using the “truncation” scheme where a large CIPSI expansion is truncated either to yield wave functions with a similar norm for all states (Table S1, truncation from 40,000 total determinants) or to include the most relevant patterns (Table S2, truncation from 3 million total determinants) as discussed in Section II. We find that both truncated wave functions yield energetically equivalent estimates of the vertical excitation energies at the VMC and DMC levels as those obtained with comparable expansion sizes with the “expansion” scheme of Table I. We note that the “truncation” scheme should be applied to a relatively large expansion since, during the CIPSI iterations, the largest coefficients vary much at the beginning but tend to stabilize as the size of the expansion grows. If the size of the initial expansion is such that the determinants kept after truncation have converged coefficients relative to

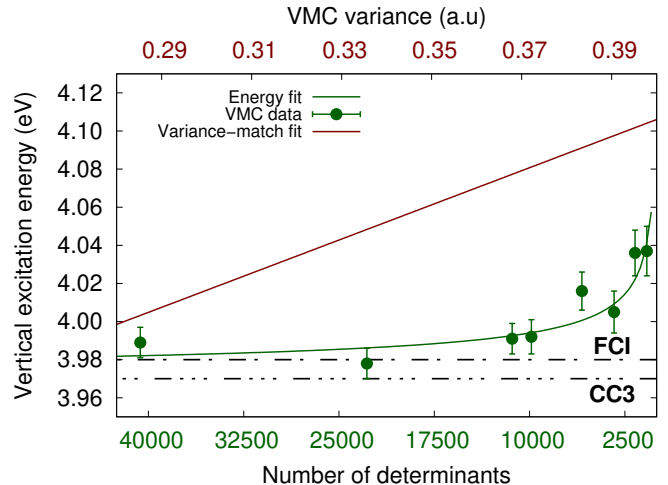


FIG. 2. VMC vertical excitation energies (circles) of formaldehyde obtained with the “expansion” scheme. The excitation energy is also estimated as the difference of the fits of the energies against the total number of determinants (bottom x-axis) and against the variance of the two states (top x-axis). We also show the extrapolated FCI and CC3 values obtained with the aug-cc-pVTZ basis set [64].

the largest coefficient, then truncating the wave function will be independent of the size of the starting expansion and, therefore, will be equivalent to truncating the FCI wave function. In general, fully reoptimizing the trial wave functions appears to yield accurate and robust estimates of the excitation energies of formaldehyde for both the “expansion” and the “truncation” scheme.

TABLE II. VMC and DMC ground- and excited-state energies, and vertical excitation energies (eV) of thioformaldehyde obtained with fully optimized Jastrow-CIPSI wave functions obtained with the “expansion” scheme. The maug-cc-pVDZ basis set is used.

No. det		No. param		VMC			DMC		
S0	S1	S0	S1	E(S0)	E(S1)	ΔE	E(S0)	E(S1)	ΔE
353	475	854	607	-17.04424(26)	-16.96212(25)	2.234(10)	-17.06968(25)	-16.98671(24)	2.258(9)
702	1488	995	1044	-17.04998(25)	-16.96814(24)	2.227(09)	-17.07246(23)	-16.99023(23)	2.237(9)
1165	2702	1168	1461	-17.05239(24)	-16.97019(24)	2.237(09)	-17.07284(22)	-16.99086(22)	2.231(9)
1834	4692	1419	2034	-17.05388(23)	-16.97100(23)	2.255(09)	-17.07394(22)	-16.99171(22)	2.237(9)
2500	6316	1662	2514	-17.05494(23)	-16.97260(23)	2.241(09)	-17.07434(21)	-16.99211(22)	2.238(8)
3432	8338	1997	3112	-17.05622(23)	-16.97313(23)	2.261(09)	-17.07482(22)	-16.99219(22)	2.248(8)
5712	14562	2810	4848	-17.05698(22)	-16.97497(22)	2.232(08)	-17.07542(22)	-16.99314(26)	2.239(9)
14218	30142	5650	9162	-17.05780(15)	-16.97590(19)	2.236(07)	-17.07566(18)	-16.99345(26)	2.237(8)

B. Thioformaldehyde

This small molecule has been the subject of many recent investigations [39, 67–69] and is a variant of formaldehyde, wherein the O atom is replaced by a S atom. Interestingly, the very recent study by Flores *et. al* [39] employed Jastrow-CIPSI wave functions to compute the excitation energy of the $n \rightarrow \pi^*$ transition but obtained a VMC excitation energy of 2.07(2) eV, that is, about 0.2 eV lower than the reference extrapolated stochastic-heat-bath CI value of 2.31(1) eV on their geometry. They optimized all wave function parameters, albeit in variance minimization. In view of our success with the computation of the vertical excitation energy of formaldehyde at the VMC level, it is somewhat puzzling that the simple substitution of oxygen with sulfur would worsen so much the performance of the method. Therefore, we revisit here the same molecule using fully optimized Jastrow-CIPSI wave functions and both the CIPSI selection procedure of multiple states with similar PT2 energy correction and the variance-matching scheme.

We summarize our QMC results obtained from the CIPSI “expansion” scheme and the maug-cc-pVDZ basis set in Table II and also present them in Fig. 3. As in the case of formaldehyde, we find that we are able to obtain a stable estimate of the vertical excitation energy both at the VMC and DMC level with relatively little effort. The excitation energy is essentially the same within statistical error at both the VMC and the DMC level when increasing the total number of determinants from 800 to 44,000. The use of larger expansions yields of course a gain in the total energies, which is however less than 1 and 0.5 mHartree in VMC and DMC, respectively, when doubling the expansion size between the last two entries of Table II. Computation of the DMC energies on top of the final VMC optimized wave functions uniformly lowers the energies of both states by about 18-20 mHartrees, thereby unaltering the energy separation between them. Therefore, the CIPSI selection scheme combined with wave function optimization ensures a balanced description of the two states and yields a VMC excitation energy of 2.23 eV in excellent agreement with the CC3 value of 2.23 eV and the extrapolated FCI estimate of 2.22 eV obtained with a larger aug-cc-pVTZ basis [67].

In Fig. 4, we plot the excitation energies obtained for the

different CIPSI expansions together with the two estimates one obtains by computing the difference of the fits of the ground- and excited-state energies against the total number of determinants and against the variances of the two states as done for formaldehyde. We find that both estimates are compatible well within 0.05 eV over the whole range of expansion sizes/variances. We therefore do not reproduce the large error of 0.2 eV reported in Ref. [39], which cannot therefore be due to the use of the variance-matching recipe with reoptimized Jastrow-CIPSI wave functions.

V. OPTIMAL EXCITED-STATE STRUCTURES AND ADIABATIC EXCITATION ENERGIES

Upon relaxation of formaldehyde in the first singlet excited state, the oxygen atom moves out of the plane. The optimal excited-state structure therefore possesses C_s symmetry with the symmetry plane being perpendicular to the initial molecular plane and passing through the CO bond. The excited-state optimization therefore follows the A'' state as the symmetry of the molecule is lowered from C_{2v} to C_s . In the first singlet excited state, thioformaldehyde remains instead planar and preserves C_{2v} symmetry so that the excited state maintains A_2 character.

A. Formaldehyde

We first optimize the structure of formaldehyde in the ground state for some of the Jastrow-Slater CIPSI wave functions that we have used to compute the vertical excitation energies of Table I. Similar to our previous findings for butadiene [8], we obtain an accurate geometry in the ground state with relatively short expansions. As shown in Table III, the optimal bond lengths and bond angles computed with the compact aug-cc-pVDZ basis are within 1 mÅ and 1° of the corresponding CC3/aug-cc-pVTZ values already with the smallest wave function considered. Energetically, we gain about 1 mHartree upon structure optimization with the smallest wave function of 580 determinants and the average VMC energies of the two larger cases are identical to the initial en-

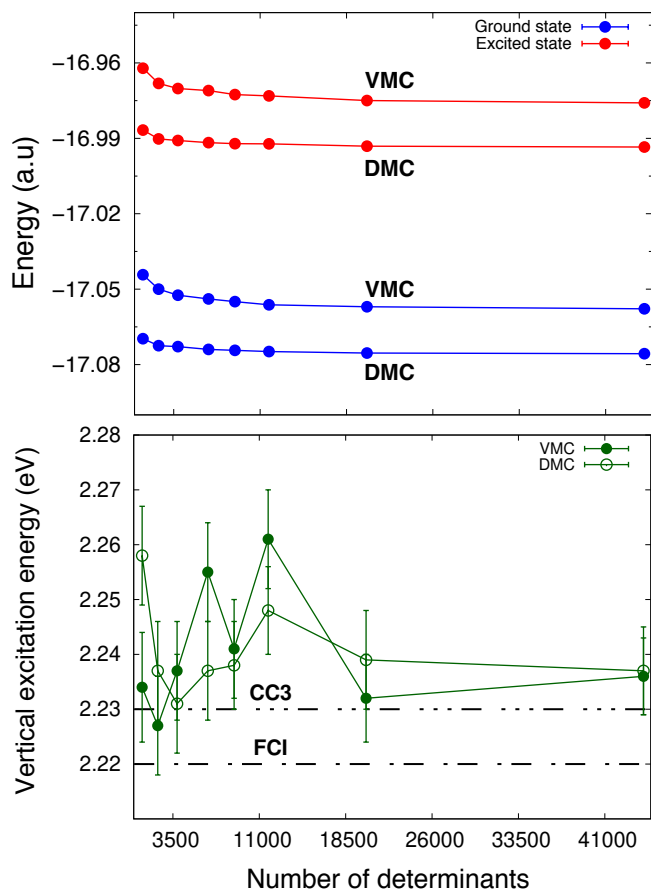


FIG. 3. Convergence of the VMC and DMC energies with the number of CIPSI determinants of the ground and excited states (top) and of the excitation energy (bottom) of the $n \rightarrow \pi^*$ excitation of thioformaldehyde. The maug-cc-pVDZ basis is used. We also show the extrapolated FCI and CC3 values obtained with the aug-cc-pVTZ basis set [64].

ergies on top of the starting CC3 geometry.

To relax the geometry in the excited state, we can simply start from the ground-state structure, with the oxygen slightly displaced out of plane, and use the same excited-state expansion as in the calculation of the vertical excitation. Even though such a wave function misses all determinants of B_2

TABLE III. Optimal VMC ground-state bond lengths (\AA) and bond angles (deg) of formaldehyde obtained using Jastrow-CIPSI wave functions with the maug-cc-pVDZ basis. The VMC energy (a.u.) is averaged over the last 40 iteration of geometry optimization. We also list the CC3/aug-cc-pVTZ and the experimental values.

No. det.	No. par.	CO	CH	H-C-H	$\langle E_{\text{VMC}} \rangle$
580	946	1.20754(08)	1.09871(9)	117.09(6)	-22.89824(4)
2747	1762	1.20791(13)	1.09952(6)	116.85(3)	-22.90716(4)
5932	2915	1.20819(08)	1.09952(3)	117.05(3)	-22.90867(3)
CC3 [42]		1.208	1.100	116.4	
Expt. [70]		1.208	1.116	116.3	

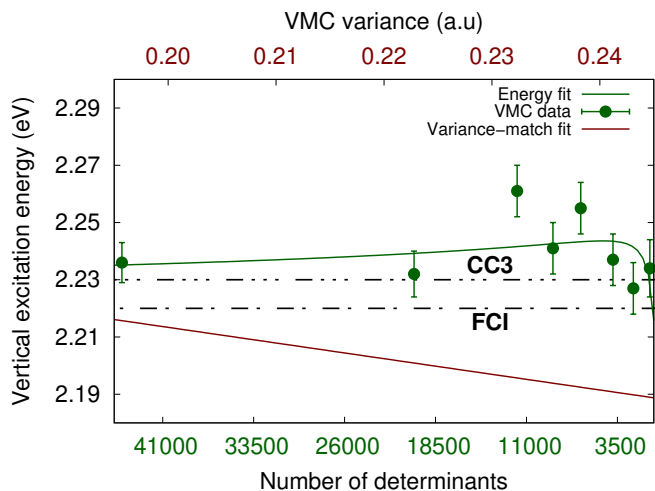


FIG. 4. VMC vertical excitation energies (circles) of thioformaldehyde obtained with the “expansion” scheme. The excitation energy is also estimated as the difference of the fits of the energies against the total number of determinants (bottom x-axis) and against the variance of the two states (top, x-axis). We also show the extrapolated FCI and CC3 values obtained with the aug-cc-pVTZ basis set [64].

character which will acquire non-zero weight as the molecule moves out of plane, this quick procedure gives us already a good estimate of the excited-state geometry with a CO bond of about 1.334 \AA and an out-of-plane angle of 31.5° (see Table S4). These structural parameters compare very favorably with the corresponding values obtained in CC3 and a full valence CASPT2 calculation [42]. We stress that the excited-state geometry of formaldehyde has been found to depend significantly on the level of theory, with highly-correlated methods spanning differences of as much as 0.08 \AA in the CO bond length and 20 degrees in the out-of-plane angle subtended by this bond on the HCH plane [42].

Starting from such an out-of-plane excited-state geometry, we generate a series of CIPSI expansions of symmetry A'' and continue the structural relaxation in the excited state to further investigate the dependence of the resultant geometry on the complexity of the wave function. Since we also want to compute the adiabatic excitation energy, we have to evaluate differences of the ground/excited-state energies on the ground/excited-state optimal geometries. To obtain a balanced description, we therefore generate the CIPSI wave functions at different geometries either targeting a given value of the PT2 correction or of the CI variance for all four states. For convenience, we shall hereafter refer to them as the iso-PT2 and the iso-variance procedure, respectively. The results of these calculations are shown in Table IV.

We perform four iso-PT2 optimization tests. Starting from a VMC geometry of Table III, we generate four ground-state wave functions targeting different values of PT2 correction and further optimize the structure with these wave functions. We follow a similar procedure for the excited state starting from an out-of-plane VMC excited-state geometry of Table S4. For the ground state, the resulting bond lengths and an-

TABLE IV. Optimal VMC ground- and excited-state bond lengths (\AA) and bond angles (deg), and VMC and DMC adiabatic excitation energies (eV) of formaldehyde obtained using Jastrow-CIPSI wave functions with targeted PT2 correction (iso-PT2). The VMC energy (a.u.) is averaged over the last 40 iterations of geometry optimization. o.o.p denotes the out of plane angle of the CO bond.

State	δE_{PT2}	No. det.	No. par.	CO	CH	H-C-H	o.o.p	$\langle E_{VMC} \rangle$	ΔE_{adia}^{VMC}	ΔE_{adia}^{DMC}
S0	0.20	515	1183	1.20663(05)	1.09851(03)	116.84(4)	-0.098(25)	-22.89892(5)		
	0.15	1184	1496	1.20795(08)	1.09832(05)	116.96(6)	0.075(15)	-22.90411(6)		
	0.10	2784	2208	1.20752(19)	1.09947(05)	117.00(5)	0.073(54)	-22.90723(5)		
	0.07	4799	2946	1.20710(14)	1.09959(10)	117.01(8)	-0.030(29)	-22.90805(4)		
	CC3 [42]			1.208	1.100	116.4	0.000			
Expt. [70]			1.208	1.116	116.3	0.000				
S1	0.20	1088	1363	1.33948(07)	1.08468(02)	119.83(03)	32.916(055)	-22.76787(5)	3.566(2)	3.612(9)
	0.15	3106	2037	1.33971(36)	1.08630(06)	119.03(20)	34.778(051)	-22.77342(5)	3.556(2)	3.614(8)
	0.10	8058	3520	1.33606(21)	1.08647(12)	119.34(17)	34.027(233)	-22.77626(3)	3.564(2)	3.597(8)
	0.07	15278	5589	1.33597(15)	1.08645(08)	119.56(09)	33.294(070)	-22.77746(3)	3.553(1)	3.592(8)
	CC3 [42, 67]			1.326	1.089	118.3	36.8		3.602	
Expt. [71-73]			1.321-1.323	1.092-1.103	118.1-121.5	20.5-34				

TABLE V. Same as Table IV using Jastrow-CIPSI wave functions with targeted CI variance (iso-variance).

State	σ_{CI}^2	No. det.	No. par.	CO	CH	H-C-H	o.o.p	$\langle E_{VMC} \rangle$	ΔE_{adia}^{VMC}	ΔE_{adia}^{DMC}
S0	0.80	515	1183	1.20663(05)	1.09851(03)	116.84(4)	-0.098(025)	-22.89892(5)		
	0.60	1459	1605	1.20761(14)	1.09886(04)	116.98(5)	-0.091(023)	-22.90489(6)		
	0.40	3755	2566	1.20732(23)	1.09886(05)	116.99(4)	-0.057(235)	-22.90761(6)		
S1	0.80	782	1167	1.33888(11)	1.08562(06)	119.40(07)	34.061(104)	-22.76474(6)	3.651(2)	3.652(8)
	0.60	3106	2037	1.33971(36)	1.08630(06)	119.03(20)	34.778(051)	-22.77342(5)	3.577(2)	3.624(8)
	0.40	9820	4031	1.33713(31)	1.08641(06)	119.23(11)	33.522(079)	-22.77682(6)	3.563(2)	3.611(8)

gles remain within 1 mÅ and 1° , respectively, of the CC3 values for all four wave functions. In the excited state, the CO bond undergoes a marginal lengthening and the out-of-plane angle slightly increases by 2-3 $^\circ$ becoming closer to the CC3 angle. The adiabatic excitation energies are computed as differences between iso-PT2 ground and excited-state energies on the corresponding equilibrium structures, and are highly stable irrespective of the size of the wave function: the VMC values lie between 3.55-3.56 eV and the DMC ones are somewhat higher and compatible within statistical error with the CC3 estimate. The iso-variance tests yield very similar results as the iso-PT2 ones and the procedure is therefore also a viable route to compute excited-state structures and adiabatic energies.

B. Thioformaldehyde

Also for thioformaldehyde, we investigate the VMC convergence of the ground-state optimization with three ground-state wave functions used in the computation of the vertical excitation energies. As shown in Table VI, we are able to obtain converged bond lengths and bond angles within less than 3 mÅ and 1° of the CC3 values already with the smallest set of 702 determinants and a maug-cc-pVDZ basis. Energetically, we gain much less than 1 mHartree in all three cases upon optimization starting from the CC3 structure.

In the first singlet excited state, unlike its oxygen counterpart, thioformaldehyde remains planar and the excited state does not change character. We therefore start by simply relaxing the structure with one of the excited-state wave functions employed in the estimation of the vertical excitation energy. To proceed in the structural optimization, we then generate new CIPSI expansions following the iso-PT2 scheme and matching the PT2 corrections used in the corresponding ground-state calculations. As shown in Table VI, despite testing a large range of expansions, there is no significant variation in the length of the CS bond, which is 10 mÅ longer than the CC3 value. The adiabatic excitation energy is again rather stable across all cases and within 0.01-0.04 eV of the CC3 estimate.

VI. DISCUSSION

We have demonstrated the excellent performance of QMC in the accurate computation of the vertical excitation energies of two small but theoretically challenging systems, formaldehyde and thioformaldehyde. Using fully optimized Jastrow-CIPSI wave functions where the determinantal components are constructed to yield a similar PT2 correction for both states, we are able to obtain VMC excitation energies compatible within less than 0.02 eV of the extrapolated FCI values using compact expansions of a few thousand determinants

TABLE VI. Optimal VMC ground- and excited-state bond lengths (\AA) and bond angles (deg), and VMC and DMC adiabatic excitation energies (eV) of thioformaldehyde obtained using Jastrow-CIPSI wave functions with targeted PT2 correction (iso-PT2). The VMC energy (a.u.) is averaged over the last 40 iterations of geometry optimization. o.o.p denotes the out of plane angle of the SO bond.

State	δE_{PT2}	No. det.	No. par.	CS	CH	H-C-H	o.o.p	$\langle E_{VMC} \rangle$	ΔE_{adia}^{VMC}	ΔE_{adia}^{DMC}
S0	0.17	702	995	1.62218(14)	1.08427(04)	116.869(53)	-0.042(50)	-17.05044(4)		
	0.10	2500	1662	1.62250(16)	1.08469(05)	116.862(32)	0.070(36)	-17.05570(4)		
	0.07	5712	2810	1.62200(11)	1.08464(06)	116.786(34)	-0.058(46)	-17.05715(6)		
	0.045	14218	5650	1.62207(10)	1.08480(07)	116.756(26)	-0.041(53)	-17.05817(3)		
	CC3 [42]			1.619	1.083	116.1	0.000			
Expt. [70, 74, 75]			1.611-1.614	1.093-1.096	116.2-116.9	0.000				
S1	0.17	858	764	1.72393(27)	1.07879(07)	121.309(163)	-0.024(46)	-16.97123(4)	2.155(2)	2.152(6)
	0.10	3982	1820	1.72514(04)	1.07895(04)	121.388(27)	-0.106(79)	-16.97809(5)	2.112(2)	2.131(6)
	0.07	8418	3110	1.72309(07)	1.07909(05)	121.149(26)	0.115(79)	-16.97998(4)	2.100(2)	2.119(6)
	0.045	16866	5475	1.72182(09)	1.07921(03)	121.144(28)	0.041(85)	-16.98090(3)	2.103(1)	2.112(6)
	CC3 [42, 67]			1.709	1.078	120.2	0.0		2.112	
Expt. [70, 74, 76, 77]			1.682-1.708	1.077-1.093	116.8-121.6	0.0-8.9				

and a minimally augmented double- ζ basis. Performing DMC calculations on top of the fully optimized VMC wave functions leads to a uniform gain across both states, thereby not affecting the VMC estimate of the excitation. If we compute the excitation energy by matching instead wave functions with similar variances, we obtain a less robust procedure in the case of formaldehyde, where relatively large expansions of about 7000 determinants are required to recover results within 0.05 eV of our best estimates.

Next, we have investigated the ability of QMC to obtain accurate ground- and excited-state structures. In the ground state, we easily obtain geometries in excellent agreement with those produced by other high-level correlated approaches such as CC3 and full valence CASPT2, using very compact Jastrow-CIPSI wave functions. The maximum deviation is a meager 3 mÅ in the CS bond of thioformaldehyde. During the relaxation of the excited-state structure, we regenerate the determinantal component in our Jastrow-CIPSI wave functions following two different determinant selection schemes: i) keeping a roughly constant PT2 energy correction during the optimization and ii) targeting a fixed value of the CI energy variance. Like the vertical excitation energies, the excited-state structural parameters show relatively low sensitivity to the size of the wave function and both selection schemes yield similar structures with no clear distinction in the convergence properties. The largest deviation with respect to the CC3 bond lengths is of about 10 mÅ when using the double- ζ basis. Geometrical relaxation of the excited state additionally allows us to estimate the adiabatic excitation energies, which we find to be compatible within less than 0.05 eV of the CC3 values for all wave function sizes.

To summarize, the use of a CIPSI selection scheme targeting similar PT2 corrections for the states of interest in combination with the full optimization of the Jastrow-Slater wave function enables us to obtain extremely stable and accurate estimates of the vertical excitation energies already at the VMC level, namely, without the need of DMC. This can

be achieved with very compact wave functions, demonstrating the accuracy of the “expansion” scheme, which is viable also for larger systems. Furthermore, our iso-PT2 protocol to regenerate the wave function during relaxation along a potential energy surface leads to consistent and high-quality structures for both ground and excited state and to accurate adiabatic excitation energies. Our robust estimates of the structural parameters and the vertical and adiabatic excitation energies with moderate Slater expansions open important prospects for the use of VMC structural optimization with Jastrow-CIPSI wave functions as an efficient and reliable approach to characterize excited-state potential energy surfaces.

ACKNOWLEDGEMENT

This work is part of the Industrial Partnership Programme (IPP) “Computational sciences for energy research” of the Netherlands Organisation for Scientific Research (NWO-I, formerly FOM). This research programme is co-financed by Shell Global Solutions International B.V. This work was carried out on the Dutch national supercomputer Cartesius with the support of SURF Cooperative, and using HPC resources from CALMIP (Toulouse) under allocation 2018-0510. J.F. acknowledges the Deutsche Forschungsgemeinschaft (DFG) for financial support (Grant FE 1898/1-1). The authors thank Dr. Pierre-Francois Loos for useful discussion and data on the coupled cluster geometries. The authors declare no competing financial interest.

SUPPINFO

CIPSI energies and FCI/maug-cc-pVDZ extrapolation for formaldehyde and thioformaldehyde; performance of “truncation” scheme in VMC; fits of ground- and excited-state VMC energies as a function of the total number of determinants and

as a function of the energy variance; DMC time-step extrapo-

lation; intermediate excited-state geometry optimizations.

- [1] Mitas, L. Electronic structure by quantum Monte Carlo: atoms, molecules and solids. *Comput. Phys. Commun.* **1996**, *96*, 107–117.
- [2] Willow, S. Y.; Kim, K. S.; Hirata, S. Brueckner-Goldstone quantum Monte Carlo for correlation energies and quasiparticle energy bands of one-dimensional solids. *Phys. Rev. B* **2014**, *90*, 201110.
- [3] Hunt, R. J.; Szyniszewski, M.; Prayogo, G. I.; Maezono, R.; Drummond, N. D. Quantum Monte Carlo calculations of energy gaps from first principles. *Phys. Rev. B* **2018**, *98*, 075122.
- [4] Zen, A.; Brandenburg, J. G.; Klimeš, J.; Tkatchenko, A.; Alfè, D.; Michaelides, A. Fast and accurate quantum Monte Carlo for molecular crystals. *Proc. Natl. Acad. Sci.* **2018**, *115*, 1724–1729.
- [5] Chen, W.-P.; Singleton, J.; Qin, L.; Camón, A.; Engelhardt, L.; Luis, F.; Winpenny, R. E.; Zheng, Y.-Z. Quantum Monte Carlo simulations of a giant $\{\text{Ni}_{21} \text{Gd}_{20}\}$ cage with a $S=91$ spin ground state. *Nat. Commun.* **2018**, *9*, 2107.
- [6] Filippi, C.; Assaraf, R.; Moroni, S. Simple formalism for efficient derivatives and multi-determinant expansions in quantum Monte Carlo. *J. Chem. Phys.* **2016**, *144*, 194105.
- [7] Assaraf, R.; Moroni, S.; Filippi, C. Optimizing the Energy with Quantum Monte Carlo: A Lower Numerical Scaling for Jastrow–Slater Expansions. *J. Chem. Theory Comput.* **2017**, *13*, 5273–5281.
- [8] Dash, M.; Moroni, S.; Scemama, A.; Filippi, C. Perturbatively Selected Configuration-Interaction Wave Functions for Efficient Geometry Optimization in Quantum Monte Carlo. *J. Chem. Theory Comput.* **2018**, *14*, 4176–4182.
- [9] Huron, B.; Malrieu, J.; Rancurel, P. Iterative perturbation calculations of ground and excited state energies from multiconfigurational zeroth-order wavefunctions. *J. Chem. Phys.* **1973**, *58*, 5745–5759.
- [10] Gouyet, J.; Prat, M. SPIN–CIPSI calculations on H_2CO . *J. Chem. Phys.* **1976**, *64*, 946–955.
- [11] Trinquier, G.; Malrieu, J. P. Silabutadienes and their silylene isomers. An ab initio study. *J. Am. Chem. Soc.* **1981**, *103*, 6313–6319.
- [12] Castex, M.; Morlais, M.; Spiegelmann, F.; Malrieu, J. Comparison between experimentally and theoretically determined potential curves of the Ar_2^* lowest states. *J. Chem. Phys.* **1981**, *75*, 5006–5018.
- [13] Pelissier, M. Bonding between transition metal atoms. Ab initio effective potential calculations of Cu_2 . *J. Chem. Phys.* **1981**, *75*, 775–780.
- [14] Nebot-Gil, I.; Malrieu, J.-P. CI calculations concerning the styrene cis-trans photoisomerization. *Chem. Phys. Lett.* **1981**, *84*, 571–574.
- [15] Evangelisti, S.; Daudey, J.-P.; Malrieu, J.-P. Convergence of an improved CIPSI algorithm. *Chem. Phys.* **1983**, *75*, 91–102.
- [16] Cimraglia, R. Second order perturbation correction to CI energies by use of diagrammatic techniques: An improvement to the CIPSI algorithm. *J. Chem. Phys.* **1985**, *83*, 1746–1749.
- [17] Cimraglia, R.; Persico, M.; Tomasi, J. Ab initio study of the photodissociation of nitrosoalkanes and nitrosamines. *J. Am. Chem. Soc.* **1985**, *107*, 1617–1622.
- [18] Cimraglia, R.; Persico, M. Recent advances in multireference second order perturbation CI: The CIPSI method revisited. *J. Comput. Chem.* **1987**, *8*, 39–47.
- [19] Illas, F.; Rubio, J.; Ricart, J.; Bagus, P. Selected versus complete configuration interaction expansions. *J. Chem. Phys.* **1991**, *95*, 1877–1883.
- [20] Harrison, R. J. Approximating full configuration interaction with selected configuration interaction and perturbation theory. *J. Chem. Phys.* **1991**, *94*, 5021–5031.
- [21] Povill, A.; Rubio, J.; Illas, F. Treating large intermediate spaces in the CIPSI method through a direct selected CI algorithm. *Theor. Chim. Acta* **1992**, *82*, 229–238.
- [22] Valsson, O.; Filippi, C. Photoisomerization of model retinal chromophores: insight from quantum monte carlo and multi-configurational perturbation theory. *J. Chem. Theory Comput.* **2010**, *6*, 1275–1292.
- [23] Guareschi, R.; Filippi, C. Ground-and excited-state geometry optimization of small organic molecules with quantum Monte Carlo. *J. Chem. Theory Comput.* **2013**, *9*, 5513–5525.
- [24] Guareschi, R.; Floris, F. M.; Amovilli, C.; Filippi, C. Solvent Effects on Excited-State Structures: A Quantum Monte Carlo and Density Functional Study. *J. Chem. Theory Comput.* **2014**, *10*, 5528–5537.
- [25] Zulfikri, H.; Amovilli, C.; Filippi, C. Multiple-Resonance Local Wave Functions for Accurate Excited States in Quantum Monte Carlo. *J. Chem. Theory Comput.* **2016**, *12*, 1157–1168.
- [26] Schautz, F.; Buda, F.; Filippi, C. Excitations in photoactive molecules from quantum Monte Carlo. *J. Chem. Phys.* **2004**, *121*, 5836–5844.
- [27] Schautz, F.; Filippi, C. Optimized Jastrow–Slater wave functions for ground and excited states: Application to the lowest states of ethene. *J. Chem. Phys.* **2004**, *120*, 10931–10941.
- [28] Drummond, N.; Williamson, A.; Needs, R.; Galli, G. Electron emission from diamondoids: a diffusion quantum Monte Carlo study. *Phys. Rev. Lett.* **2005**, *95*, 096801.
- [29] Tapavicza, E.; Tavernelli, I.; Rothlisberger, U.; Filippi, C.; Casida, M. E. Mixed time-dependent density-functional theory/classical trajectory surface hopping study of oxirane photochemistry. *J. Chem. Phys.* **2008**, *129*, 124108.
- [30] Zimmerman, P. M.; Toulouse, J.; Zhang, Z.; Musgrave, C. B.; Umrigar, C. Excited states of methylene from quantum Monte Carlo. *J. Chem. Phys.* **2009**, *131*, 124103.
- [31] Filippi, C.; Zaccheddu, M.; Buda, F. Absorption spectrum of the green fluorescent protein chromophore: a difficult case for ab initio methods? *J. Chem. Theory Comput.* **2009**, *5*, 2074–2087.
- [32] Dubečký, M.; Derian, R.; Mitas, L.; Štich, I. Ground and excited electronic states of azobenzene: A quantum Monte Carlo study. *J. Chem. Phys.* **2010**, *133*, 244301.
- [33] Send, R.; Valsson, O.; Filippi, C. Electronic excitations of simple cyanine dyes: reconciling density functional and wave function methods. *J. Chem. Theory Comput.* **2011**, *7*, 444–455.
- [34] Filippi, C.; Buda, F.; Guidoni, L.; Sinicropi, A. Bathochromic shift in green fluorescent protein: a puzzle for QM/MM approaches. *J. Chem. Theory Comput.* **2011**, *8*, 112–124.
- [35] Valsson, O.; Angeli, C.; Filippi, C. Excitation energies of retinal chromophores: critical role of the structural model. *Phys. Chem. Chem. Phys.* **2012**, *14*, 11015–11020.
- [36] Valsson, O.; Campomanes, P.; Tavernelli, I.; Rothlisberger, U.; Filippi, C. Rhodopsin absorption from first principles: Bypass-

- ing common pitfalls. *J. Chem. Theory Comput.* **2013**, *9*, 2441–2454.
- [37] Scemama, A.; Garniron, Y.; Caffarel, M.; Loos, P.-F. Deterministic construction of nodal surfaces within quantum Monte Carlo: the case of FeS. *J. Chem. Theory Comput.* **2018**, *14*, 1395–1402.
- [38] Scemama, A.; Benali, A.; Jacquemin, D.; Caffarel, M.; Loos, P.-F. Excitation energies from diffusion Monte Carlo using selected configuration interaction nodes. *J. Chem. Phys.* **2018**, *149*, 034108.
- [39] Pineda Flores, S. D.; Neuscamman, E. Excited State Specific Multi-Slater Jastrow Wave Functions. *J. Phys. Chem. A* **2019**, *123*, 1487–1497.
- [40] Blunt, N. S.; Neuscamman, E. Excited-State Diffusion Monte Carlo Calculations: A Simple and Efficient Two-Determinant Ansatz. *J. Chem. Theory Comput.* **2019**, *15*, 178–189.
- [41] Robinson, P. J.; Pineda Flores, S. D.; Neuscamman, E. Excitation variance matching with limited configuration interaction expansions in variational Monte Carlo. *J. Chem. Phys.* **2017**, *147*, 164114.
- [42] Budzák, Š.; Scalmani, G.; Jacquemin, D. Accurate Excited-State Geometries: A CASPT2 and Coupled-Cluster Reference Database for Small Molecules. *J. Chem. Theory Comput.* **2017**, *13*, 6237–6252.
- [43] Epstein, P. S. The stark effect from the point of view of Schrödinger’s quantum theory. *Phys. Rev.* **1926**, *28*, 695.
- [44] Nesbet, R. K. Configuration interaction in orbital theories. *Proc. R. Soc. Lond. A.* 1955; pp 312–321.
- [45] Angeli, C.; Persico, M. Multireference perturbation CI II. Selection of the zero-order space. *Theor. Chem. Acc.* **1997**, *98*, 117–128.
- [46] Giner, E.; Assaraf, R.; Toulouse, J. Quantum Monte Carlo with reoptimised perturbatively selected configuration-interaction wave functions. *Mol. Phys.* **2016**, *114*, 910–920.
- [47] Caffarel, M.; Applencourt, T.; Giner, E.; Scemama, A. *Recent Progress in Quantum Monte Carlo*; ACS Publications, 2016; pp 15–46.
- [48] Giner, E.; Scemama, A.; Caffarel, M. Fixed-node diffusion Monte Carlo potential energy curve of the fluorine molecule F₂ using selected configuration interaction trial wavefunctions. *J. Chem. Phys.* **2015**, *142*, 044115.
- [49] Giner, E.; Scemama, A.; Caffarel, M. Using perturbatively selected configuration interaction in quantum Monte Carlo calculations. *Can. J. Chem.* **2013**, *91*, 879–885.
- [50] Applencourt, T.; Gasperich, K.; Scemama, A. Spin adaptation with determinant-based selected configuration interaction. *arXiv e-prints* **2018**, arXiv:1812.06902.
- [51] Garniron, Y.; Applencourt, T.; Gasperich, K.; Benali, A.; Ferte, A.; Paquier, J.; Pradines, B.; Assaraf, R.; Reinhardt, P.; Toulouse, J.; Barbaresco, P.; Renon, N.; David, G.; Malrieu, J.-P.; Veril, M.; Caffarel, M.; Loos, P.-F.; Giner, E.; Scemama, A. Quantum Package 2.0: An Open-Source Determinant-Driven Suite of Programs. *J. Chem. Theory Comput.* DOI: 10.1021/acs.jctc.9b00176.
- [52] CHAMP is a quantum Monte Carlo program package written by C. J. Umrigar, C. Filippi, S. Moroni and collaborators.
- [53] Burkatzki, M.; Filippi, C.; Dolg, M. Energy-consistent pseudopotentials for quantum Monte Carlo calculations. *J. Chem. Phys.* **2007**, *126*, 234105.
- [54] For the hydrogen atom, we use a more accurate BFD pseudopotential and basis set. Dolg, M.; Filippi, C., private communication.
- [55] Kendall, R. A.; Dunning Jr, T. H.; Harrison, R. J. Electron affinities of the first-row atoms revisited. Systematic basis sets and wave functions. *J. Chem. Phys.* **1992**, *96*, 6796–6806.
- [56] As Jastrow factor, we use the exponential of the sum of two fifth-order polynomials of the electron-nuclear and the electron-electron distances, respectively, and rescale the inter-particle distances as $R = (1 - \exp(-\kappa r))/\kappa$ with κ set to 0.6 a.u. We employ different electron-nucleus Jastrow factors to describe the correlation of an electron with C and H. The total number of free parameters to be optimized in the Jastrow factor is 17 for the systems considered here.
- [57] Sorella, S.; Casula, M.; Rocca, D. Weak binding between two aromatic rings: Feeling the van der Waals attraction by quantum Monte Carlo methods. *J. Chem. Phys.* **2007**, *127*, 014105.
- [58] Neuscamman, E.; Umrigar, C. J.; Chan, G. K.-L. Optimizing large parameter sets in variational quantum Monte Carlo. *Phys. Rev. B* **2012**, *85*, 045103.
- [59] Attaccalite, C.; Sorella, S. Stable liquid hydrogen at high pressure by a novel ab initio molecular-dynamics calculation. *Phys. Rev. Lett.* **2008**, *100*, 114501.
- [60] Casula, M. Beyond the locality approximation in the standard diffusion Monte Carlo method. *Phys. Rev. B* **2006**, *74*, 161102.
- [61] Scemama, A.; Applencourt, T.; Garniron, Y.; Giner, E.; David, G.; Caffarel, M. Quantum Package v1.0. https://github.com/LCPQ/quantum_package, 2016.
- [62] Schmidt, M. W.; Baldrige, K. K.; Boatz, J. A.; Elbert, S. T.; Gordon, M. S.; Jensen, J. H.; Koseki, S.; Matsunaga, N.; Nguyen, K. A.; Su, S.; others, General atomic and molecular electronic structure system. *J. Comput. Chem.* **1993**, *14*, 1347–1363.
- [63] Gordon, M. S.; Schmidt, M. W. *Theory and applications of computational chemistry*; Elsevier, 2005; pp 1167–1189.
- [64] Loos, P.-F.; Scemama, A.; Blondel, A.; Garniron, Y.; Caffarel, M.; Jacquemin, D. A Mountaineering Strategy to Excited States: Highly Accurate Reference Energies and Benchmarks. *J. Chem. Theory Comput.* **2018**, *14*, 4360–4379.
- [65] As the determinants are selected altogether, the total number of determinants represents the size of the determinantal space in which the Hamiltonian is diagonalized to obtain both states. Note that as the states are in different symmetries, the number of non-zero determinant (or CSF) coefficients for each state is different.
- [66] Taddei, M.; Ruggeri, M.; Moroni, S.; Holzmann, M. *Phys. Rev. B* **2015**, *91*, 115106.
- [67] Loos, P.-F.; Galland, N.; Jacquemin, D. Theoretical 0–0 Energies with Chemical Accuracy. *J. Phys. Chem. Lett.* **2018**, *9*, 4646–4651.
- [68] Wiberg, K. B.; Wang, Y.-g.; De Oliveira, A. E.; Perera, S. A.; Vaccaro, P. H. Comparison of CIS- and EOM-CCSD-calculated adiabatic excited-state structures. Changes in charge density on going to adiabatic excited states. *J. Phys. Chem. A* **2005**, *109*, 466–477.
- [69] De Mare, G. R. Ab initio investigation of the effect of geometry optimization and configuration interaction on the relative energies and structures of the ground and lowest excited states of thioformaldehyde. *J. Mol. Struct.-THEOCHEM* **1985**, *120*, 15–20.
- [70] Clouthier, D.; Ramsay, D. The spectroscopy of formaldehyde and thioformaldehyde. *Annu. Rev. Phys. Chem.* **1983**, *34*, 31–58.
- [71] Job, V.; Sethuraman, V.; Innes, K. The 3500 $\text{\AA}^1\text{A}_2\text{-}\tilde{\text{X}}^1\text{A}_1$ transition of formaldehyde-h₂, d₂, and hd: Vibrational and rotational analyses. *J. Mol. Spectrosc.* **1969**, *30*, 365–426.
- [72] Jensen, P.; Bunker, P. The geometry and the inversion potential function of formaldehyde in the $\tilde{\text{A}}^1\text{A}_2$ and $\tilde{\text{a}}^3\text{A}_2$ electronic states. *J. Mol. Spectrosc.* **1982**, *94*, 114–125.

- [73] Godunov, I.; Abramnikov, A.; Bataev, V.; Pupyshev, V. Potential functions of inversion of R_2CO ($R=H, F, Cl$) molecules in the lowest excited electronic states. Russ. Chem. Bull. **1999**, 48, 640–646.
- [74] Judge, R.; King, G. Thioformaldehyde: Rotational analyses of the \tilde{A}^1A_2 - \tilde{X}^1A_1 visible absorption system. J. Mol. Spectrosc. **1979**, 78, 51–88.
- [75] Steer, R. Structure and decay dynamics of electronic excited states of thiocarbonyl compounds. Rev. Chem. Intermed. **1981**, 4, 1–41.
- [76] Jensen, P.; Bunker, P. The geometry and the out-of-plane bending potential function of thioformaldehyde in the \tilde{A}^1A_2 and \tilde{a}^3A_2 electronic states. J. Mol. Spectrosc. **1982**, 95, 92–100.
- [77] Dunlop, J. R.; Karolczak, J.; Clouthier, D. J.; Ross, S. C. Pyrolysis jet spectroscopy: the S1-S0 band system of thioformaldehyde and the excited-state bending potential. J. Phys. Chem. **1991**, 95, 3045–3062.