



HAL
open science

PIFA-mediated ethoxyiodination of enamides with potassium iodide

R. Beltran, S. Nocquet-Thibault, Fabian Blanchard, R. Dodd, K. Cariou

► To cite this version:

R. Beltran, S. Nocquet-Thibault, Fabian Blanchard, R. Dodd, K. Cariou. PIFA-mediated ethoxyiodination of enamides with potassium iodide. *Organic & Biomolecular Chemistry*, 2016, 14 (36), pp.8448-8451. <10.1039/C6OB01673A>. <hal-02307217>

HAL Id: hal-02307217

<https://hal.science/hal-02307217v1>

Submitted on 7 Oct 2019

HAL is a multi-disciplinary open access archive for the deposit and dissemination of scientific research documents, whether they are published or not. The documents may come from teaching and research institutions in France or abroad, or from public or private research centers.

L'archive ouverte pluridisciplinaire HAL, est destinée au dépôt et à la diffusion de documents scientifiques de niveau recherche, publiés ou non, émanant des établissements d'enseignement et de recherche français ou étrangers, des laboratoires publics ou privés.



HAL Authorization

PIFA-Mediated Ethoxyiodination of Enamides with Potassium Iodide.

Received 00th January 20xx,
Accepted 00th January 20xx

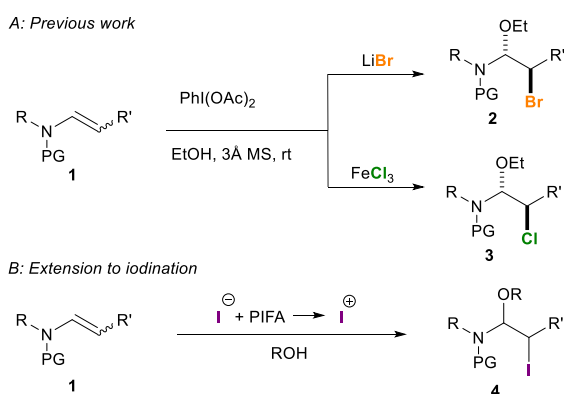
R. Beltran, S. Nocquet-Thibault, F. Blanchard, R. H. Dodd,* K. Cariou*

DOI: 10.1039/x0xx00000x

www.rsc.org/

The regioselective ethoxyiodination of enamides was developed using PIFA in combination with potassium iodide in ethanol. The reaction proceeds regioselectively with excellent yields and diastereoselectivities, providing valuable synthons for further functionalisations. Control experiments were conducted, indicating that the transformation occurs through an ionic manifold involving an *in situ* generated hypoiodite species.

Enamides constitute a readily accessible¹ and versatile class of nitrogen-containing building blocks which can be used in a wide array of transformations.² For our part, we recently focused our attention on their regioselective oxidative double functionalisation using hypervalent iodine(III) reagents³ as the promoter.⁴ For instance, combinations of (diacetoxy)iodo)benzene (DIB) with lithium bromide or iron(III) chloride in ethanol efficiently convert enamides **1** into the corresponding α -bromo-^{4a} (**2**) and α -chloro-hemiaminals (**3**),^{4b} respectively (Scheme 1A).



Scheme 1 Iodine(III)-mediated halogenation of enamides

Institut de Chimie des Substances Naturelles, CNRS UPR 2301, Univ. P.-Sud, Univ. Paris-Saclay, 1, av. de la Terrasse, 91198 Gif-sur-Yvette, France.

* corresponding authors:

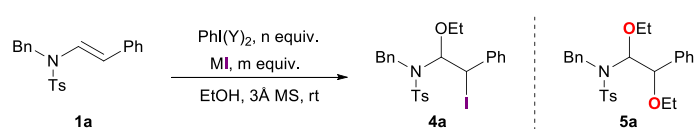
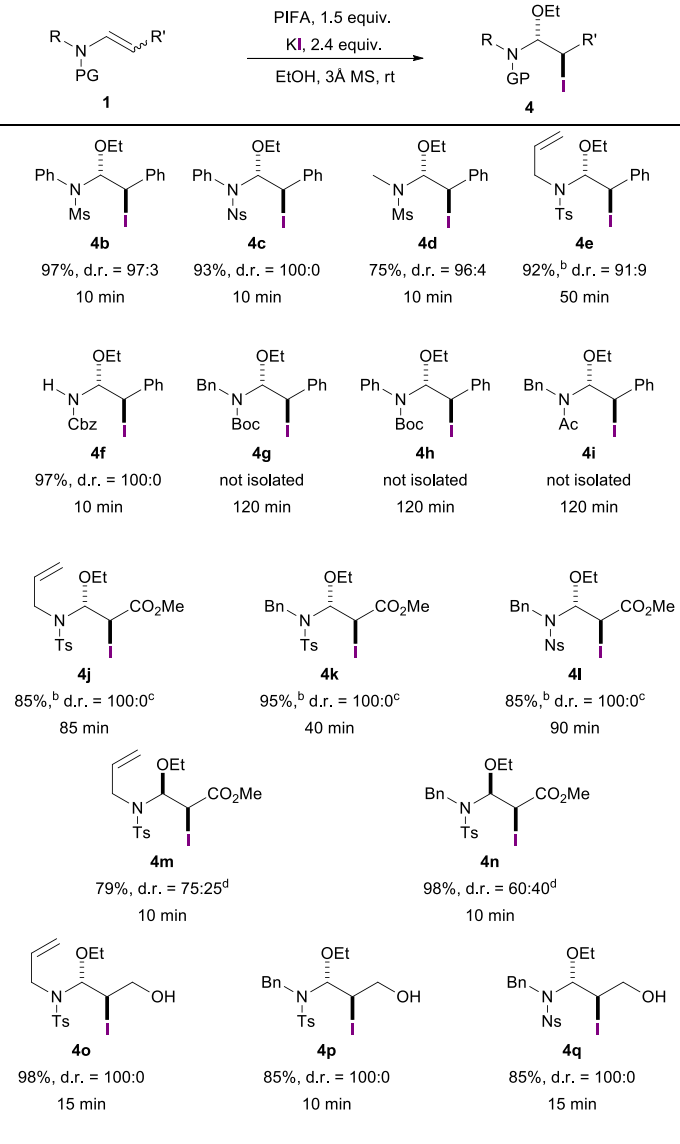
robert.dodd@cnrs.fr

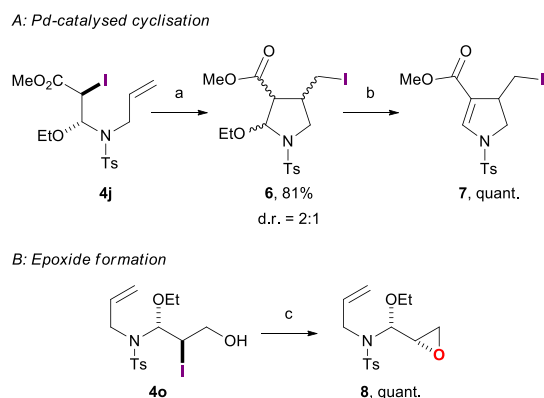
kevin.cariou@cnrs.fr

Electronic Supplementary Information (ESI) available: synthetic protocols and copies of NMR spectra. See DOI: 10.1039/x0xx00000x

This strategy relies on the *in situ* oxidation of the halide salt and constitutes a mild and selective alternative to the use of electrophilic halogenation reagents such as dihalides or succinimide derivatives.^{3h} Inasmuch as the alkoxy-iodination of enamides⁵ yields extremely useful synthons,⁶ we thus considered extending our halogenation strategy to the oxy-iodination of enamides (Scheme 1B). Iodide anions are more readily oxidised than bromides or chlorides by iodine(III) reagents,⁷ yet this couple has only been rarely used.⁸ Instead, iodination has been performed using the iodine(III) reagents as the iodide donor⁹ or in conjunction with I₂.^{10,11} Based on our previous experience⁴ we postulated that using a simple iodide salt in conjunction with a suitable iodine(III) compound would be sufficient to trigger the desired transformation.

Indeed, using *N*-benzyl-*N*-tosyl enamide **1a** as a model substrate, the desired adduct **4a** could be formed upon reaction with 1.2 equivalents of DIB and 2.0 equivalents of potassium iodide in ethanol at room temperature (Table 1, entry 1). However, the extended reaction time needed to reach full conversion (8 h) led to the formation of a complex mixture that was difficult to purify. A major improvement was witnessed when using a larger excess of DIB in combination with KI, giving the desired adduct **4a** in 1 h with a 68% yield (entry 2). Using 1.2 equivalents of [bis(trifluoroacetoxy)iodo]benzene (PIFA) essentially gave the same results, although unwanted by-products, such as diethoxy adduct **5a**, were also detected (entry 3).¹² Replacing potassium iodide by sodium iodide did not improve the reactivity (entry 4). When 1.5 equivalents of PIFA and 2.4 equivalents KI were employed the reaction proceeded more rapidly and allowed the isolation of **4a** in 64% yield (entry 5). While PIFA seemed to be the best choice, its reactivity needed to be tempered. By adding the reagent in portions over two hours an excellent 92% yield of **4a** was obtained (entry 6). Finally, a controlled addition of a PIFA solution to the reaction mixture (containing all other reagents), gave a rapid (10 min) and clean reaction that led to the isolation of the difunctionalised adduct **4a** with a 91% yield and a 90:10 diastereoisomeric ratio (entry 7).

Table 1 Optimisation of the reaction**Table 2** Reaction scope^a

**Scheme 2** Examples of further transformations

^a Pd(PPh₃)₄ 10 mol%, THF, rt, 3h ^b CDCl₃, rt, 15h ^c NaOH 1.1 equiv., MTBE:THF, 1:1, rt, 24h.

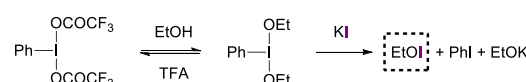
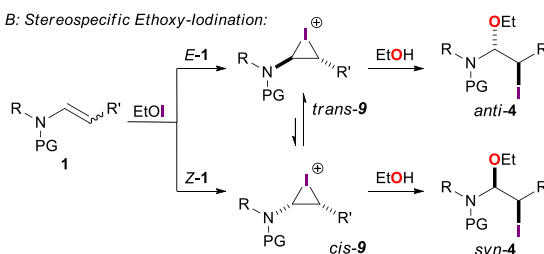
From a mechanistic point of view, it has been proposed that acetoxyhypoiodite is the active electrophilic species generated from the combination of DIB with iodine^{10d,g,16} or an iodide^{8a,c,17} salt. Alternatively, oxidation of the iodide could eventually lead to iodine. We decided to test these hypotheses by reacting enamide **1d** with either iodine or a hypoiodite and compare the results with those obtained with the PIFA+KI combination (Table 2, entry 1). Following a well-known protocol¹⁸ we prepared acetoxyhypoiodite by mixing iodine with silver acetate and reacted it immediately with enamide **1d**. Indeed, a similar reactivity could be witnessed as hemiaminal **4d** was readily obtained, although with a longer reaction time (entry 2). In contrast, using only iodine, the reaction yielded the same adduct **4d** but could not reach full conversion even after 2 h (entry 3). Finally the intervention of free radical species in this transformation was ruled out since adding 1 equivalent of BHT, a radical scavenger, left the overall process unchanged (entry 4).

Table 2 Control experiments

entry	conditions	t (min)	conv. (%) ^a
1	(PIFA + KI) ^b	10	100
2	IOAc ^c	60	100
3	I ₂ ^d	120	60
4	(PIFA + KI) ^b + BHT ^e	10	100

^a Determined by analysis of the crude ¹H NMR spectrum. ^b Dropwise addition of a 0.14 M solution of PIFA (1.5 equiv.) in EtOH at 0°C to the mixture already containing KI (2.4 equiv.). ^c At 0°C, dropwise addition of a freshly prepared mixture obtained by adding a solution of I₂ (0.14 M in CHCl₃, 1.5 equiv.) to a suspension of AgOAc (0.14 M in CHCl₃, 1.5 equiv.). ^d Dropwise addition of a 0.14 M solution of I₂ (1.5 equiv.) in EtOH at 0°C. ^e BHT (1.0 equiv.) was added to the reaction mixture before addition of the oxidant.

Based on these additional data we can thus propose a reasonable mechanism for this transformation. While a hypoiodite seems to be the active species, solvolysis of the hypervalent species in ethanol must be envisaged as a plausible initial step.¹⁹ This would eventually lead to ethoxyhypoiodite^{15a,20,21} as the actual active iodination reagent (Scheme 3A). Only ionic intermediates should be considered from this point, since, as demonstrated, adding BHT does not affect the outcome. Reaction with enamide **1** would give iodonium **9**, which would undergo S_N2-type opening with ethanol to furnish hemiaminal **4** (Scheme 3B). This latter step is supported by the stereospecificity of the difunctionalisation which would not be consistent with the intermediacy of an iodo-iminium, in which case both *E* and *Z* enamides would give hemiaminal **4** with the same diastereoisomeric ratio.

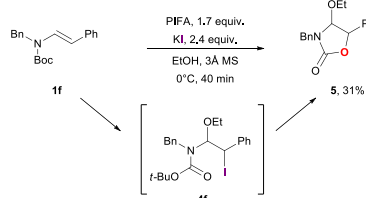
A: Generation of the Active Species:**B: Stereospecific Ethoxy-Iodination:****Scheme 3** Mechanistic proposal

To conclude, we have developed a convenient protocol for the rapid, efficient and selective ethoxyiodination of enamide derivatives. The reaction tolerates a broad range of substrates, thus giving access to various synthons that can, in turn, be useful for further transformations. Compared to the related ethoxybromination^{4a} and ethoxychlorination^{4b} that we previously developed, the reaction is faster, the yields higher and the stereoselectivity better. Control experiments point to the intermediacy of a hypoiodite active species and rule out the involvement of free radicals. Since this methodology provides a valuable alternative to classical iodination reagents, its application to other types of substrates is currently ongoing in our laboratory and will be reported in due course.

Notes and references

- G. Evano, A.-C. Gaumont, C. Alayrac, I. E. Wrona, J. R. Giguere, O. Delacroix, A. Bayle, K. Jouvin, C. Theunissen, J. Gagnon and A. C. Silvanus, *Tetrahedron*, 2014, **70**, 1529.
- (a) R. Matsubara and S. Kobayashi, *Acc. Chem. Res.*, 2008, **41**, 292; (b) N. Gigant, L. Chausset-Boissarie and I. Gillaizeau, *Chem.-Eur. J.*, 2014, **20**, 7548; (c) G. Bernadat and G. Masson, *Synlett*, 2014, 2842; (d) T. Courant, G. Dagousset and G. Masson, *Synthesis*, 2015, 1799.
- (a) P. J. Stang and V. V. Zhdankin, *Chem. Rev.*, 1996, **96**, 1123; (b) A. Varvoglis, *Tetrahedron*, 1997, **53**, 1179; (c) V. V. Zhdankin and P. J. Stang, *Chem. Rev.*, 2002, **102**, 2523; (d) T.

- Wirth, *Angew. Chem. Int. Ed.*, 2005, **44**, 3656; (e) V. V. Zhdankin and P. J. Stang, *Chem. Rev.*, 2008, **108**, 5299; (f) M. Brown, U. Farid, and T. Wirth, *Synlett*, 2013, 424; (g) F. V. Singh, and T. Wirth, *Chem.–Asian J.*, 2014, **9**, 950; (h) A. M. Arnold, A. Ulmer, T. Gulder, *Chem.–Eur. J.*, 2016, **22**, 8728.
- 4 (a) S. Nocquet-Thibault, P. Retailleau, K. Cariou and R. H. Dodd, *Org. Lett.*, 2013, **15**, 1842; (b) S. Nocquet-Thibault, C. Minard, P. Retailleau, K. Cariou and R. H. Dodd, *Tetrahedron*, 2014, **70**, 6769; (c) S. Nocquet-Thibault, A. Rayar, P. Retailleau, K. Cariou and R. H. Dodd, *Chem.–Eur. J.*, 2015, **21**, 14205; (d) M. Daniel, F. Blanchard, S. Nocquet-Thibault, K. Cariou and R. H. Dodd, *J. Org. Chem.*, 2015, **80**, 10624.
- 5 With I₂, see: (a) Y. Matsumura, J. Terauchi, T. Yamamoto, T. Konno, and T. Shono, *Tetrahedron*, 1993, **49**, 8503; (b) M. A. Ciufolini and Q. Dong, *Chem. Commun.*, 1996, 881; (c) R. Lavilla, O. Coll, M. Nicolàs, B. A. Sufi, J. Torrents and J. Bosch *Eur. J. Org. Chem.*, 1999, 2997; (d) M. R. P. Norton Matos, C. A. M. Afonso and R. A. Batey, *Tetrahedron Lett.*, 2001, **42**, 7007. (e) H. Rudler, B. Denise, Y. Xu, A. Parlier and J. Vaissermann, *Eur. J. Org. Chem.*, 2005, 3724; (f) E. Ullah, S. Rotzoll, A. Schmidt, D. Michalik and P. Langer, *Tetrahedron Lett.* 2005, **46**, 8997. With ICl, see: (g) C. McGuigan, R. N. Pathirana, R. Snoeck, G. Andrei, E. De Clercq and J. Balzarín, *J. Med. Chem.*, 2004, **47**, 1847. With NIS, see: (h) M. R. P. Norton Matos, C. A. M. Afonso, T. McGarvey, P. Lee and R. A. Batey, *Tetrahedron Lett.*, 1999, **40**, 9189; (i) R. Lavilla, O. Coll, M. Nicolàs and J. Bosch *Tetrahedron Lett.*, 1998, **39**, 5089; (j) C. Lebé, F. Blanchard and G. Masson *Synlett*, 2016, 559; (k) Z. Shi, C. Grohmann and F. Glorius *Angew. Chem. Int. Ed.*, 2013, **52**, 5393.
- 6 (a) K. Kiewel, Z. Luo and G. A. Sulikowski *Org. Lett.*, 2005, **7**, 5163; (b) L. Le Corre, J.-C. Kizirian, C. Levraud, J.-L. Boucher, V. Bonnet and H. Dhimane *Org. Biomol. Chem.*, 2008, **6**, 3388; (c) C. Levraud, S. Calvet-Vitale, G. Bertho and H. Dhimane, *Eur. J. Org. Chem.*, 2008, 1901; (d) B. J. Smith and Gary A. Sulikowski *Angew. Chem. Int. Ed.*, 2010, **49**, 1599; (e) H. Zhang and D. P. Curran, *J. Am. Chem. Soc.*, 2011, **133**, 10376.
- 7 Reduction potentials (2e⁻ vs. SHE) for I₂, Br₂ and Cl₂: 0.54 V, 1.07 V and 1.36 V, respectively (i.e. ca 0.30 V, 0.83 V and 1.12 vs SCE). Oxidation potential (E_{1/2}^{ox} vs Ag/AgNO₃) of iodobenzene: 1.77 V (i.e. ca 2.07 V vs SCE).
- 8 (a) P. Katrun, S. Chiampanichayakul, K. Korworapan, M. Pohmakotr, V. Reutrakul, T. Jaipetch and C. Kuhakarn, *Eur. J. Org. Chem.*, 2010, 5633; (b) B. Hu, W. H. Miller, K. D. Neumann, E. J. Linstad and S. G. DiMagno *Chem.–Eur. J.*, 2015, **21**, 6394; (c) X.-. Xia, Z. Gu, W. Liu, N. Wang, H. Wang, Y. Xia, H. Gao and X. Liu, *Org. Biomol. Chem.*, 2014, **12**, 9909; (d) H. Egami, Y. Usui, S. Kawamura, S. Nagashima and M. Sodeoka, *Chem.–Asian J.*, 2015, **10**, 2190; (e) H. Wang, M. Frings and C. Bolm *Org. Lett.*, 2016, **18**, 2431.
- 9 (a) Y. Chen, T. Ju, J. Wang, W. Yu, Y. Du, K. Zhao, *Synlett*, 2010, 231; (b) X. Sun, X. Yao, C. Zhang and Y. Rao, *Chem. Commun.*, 2015, **51**, 10014; (c) N. O. Ilchenko, M. A. Corté, and K. J. Szabó *ACS Catal.*, 2016, **6**, 447; (d) Y. Wu, S. Izquierdo, P. Vidossich, A. Lledós and A. Shafir, *Angew. Chem. Int. Ed.*, 2016, **55**, 7152.
- 10 For recent examples, see: (a) A. Kirschning, M. S. Yusubov, R. Y. Yusubova, J. Y. Park and K.-W. Chi, *Beilstein J. Org. Chem.*, 2007, **3**, 19; (b) M. S. Yusubov, R. Y. Yusubova, A. Kirschning, J. Y. Park and K.-W. Chi, *Tetrahedron Lett.*, 2008, **49**, 1506; (c) M. S. Yusubov, R. Y. Yusubova, T. V. Funk, K.-W. Chi, A. Kirschning and V. V. Zhdankin, *Synthesis*, 2010, 3681; (d) H. Gottam and T. K. Vinod, *J. Org. Chem.*, 2011, **76**, 974; (e) M. S. Yusubov, R. Y. Yusubova, V. N. Nemykin, A. V. Maskae, M. R. Geraskina, A. Kirschning and V. V. Zhdankin, *Eur. J. Org. Chem.*, 2012, 5935; (f) J.-H. Ye, Z. Hu, Y. Wang, W. Zhang and Y. Zhang *Tetrahedron Lett.*, 2012, **53**, 6858; (g) D. L. Priebsenow, R. W. Gable and J. Baell *J. Org. Chem.*, 2015, **80**, 4412.
- 11 The combination of (diacetoxyiodo)benzene and iodine has been reported to promote Hofmann–Löffler–Freitag reactions, see: (a) N. R. Paz, D. Rodríguez-Sosa, H. Valdés, R. Marticorena, D. Melián, M. B. Copano, C. C. González and A. J. Herrera *Org. Lett.*, 2015, **17**, 2370; (b) C. Martínez and K. Muñiz *Angew. Chem. Int. Ed.*, 2015, **54**, 8287.
- 12 Diethoxy adduct **5a** was the main by-product that could be identified. Dioxygenation of enamides using DIB is known, see: M. Bekkaye, Y. Su and G. Masson, *Eur. J. Org. Chem.*, 2013, 3978. However, we could verify that under the same conditions but in the absence of KI no reaction occurs with **4a**. The formation of **5a** was predominant if more PIFA was added to the reaction mixture. It was eventually found that in the presence of excess PIFA, **5a** stemmed from **4a**.
- 13 The stereochemistry of the major isomer was attributed by analogy with **4l** and **4q** for which an X-ray structure was obtained. Crystallographic data for **4l** and **4q** have been deposited with the Cambridge Crystallographic Data Centre (deposit no. CCDC 1488802 - 1488803). Copies of the data can be obtained, free of charge, from The Cambridge Crystallographic Data Centre via www.ccdc.cam.ac.uk/data_request/cif.
- 14 In the case of **2f**, oxazolidinone **5**, presumably arising from an intramolecular reaction of **4f** could be isolated in 31% yield.



- 15 Y. Kubo, Y. Ban and M. Mori, *Tetrahedron* 1988, **44**, 4321.
- 16 (a) J. L. Courtneidge, J. Luszytyk, and D. Pagé, *Tetrahedron Lett.*, 1994, **35**, 1003; (b) N. N. Karade, G. B. Tiwari and D. B. Huple, *Synlett*, 2005, 2039; (c) D.-H. Wang, X.-S. Hao, D.-F. Wu and J.-Q. Yu, *Org. Lett.*, 2006, **8**, 3387.
- 17 (a) G. Doleschall and G. Tóth, *Tetrahedron*, 1980, **36**, 1649; (b) C. Muangkaew, P. Katrun, P. Kanchanarugee, M. Pohmakotr, V. Reutrakul, D. Soorukram, T. Jaipetch and C. Kuhakarn, *Tetrahedron*, 2013, **69**, 8847.
- 18 C. V., *Wilson Org. React.*, 1957, **2**, 332.
- 19 M. Uyanik, T. Yasui and K. Ishihara, *Angew. Chem. Int. Ed.*, 2013, **52**, 9215.
- 20 If trifluoroacetoxyhypoiodite were to be formed initially, it can be reasonably assumed that, in ethanol, ethoxyhypoiodite would also be generated downstream.
- 21 K. Baum and C. D. Beard, *J. Org. Chem.*, 1975, **40**, 2536.