



HAL
open science

Chemodivergent, Tunable, and Selective Iodine(III)-Mediated Bromo-Functionalizations of Polyprenoids

Tatyana Grayfer, Pascal Retailleau, Robert H Dodd, Joëlle Dubois, Kevin Cariou

► **To cite this version:**

Tatyana Grayfer, Pascal Retailleau, Robert H Dodd, Joëlle Dubois, Kevin Cariou. Chemodivergent, Tunable, and Selective Iodine(III)-Mediated Bromo-Functionalizations of Polyprenoids. *Organic Letters*, 2017, 19 (18), pp.4766-4769. <10.1021/acs.orglett.7b02125>. <hal-02307207>

HAL Id: hal-02307207

<https://hal.science/hal-02307207v1>

Submitted on 7 Oct 2019

HAL is a multi-disciplinary open access archive for the deposit and dissemination of scientific research documents, whether they are published or not. The documents may come from teaching and research institutions in France or abroad, or from public or private research centers.

L'archive ouverte pluridisciplinaire HAL, est destinée au dépôt et à la diffusion de documents scientifiques de niveau recherche, publiés ou non, émanant des établissements d'enseignement et de recherche français ou étrangers, des laboratoires publics ou privés.



HAL Authorization

Chemodivergent, Tunable and Selective Iodine(III)-Mediated Bromo-functionalizations of Polyprenoids.

Tatyana D. Grayfer, Pascal Retailleau, Robert H. Dodd, Joëlle Dubois and Kevin Cariou*

Institut de Chimie des Substances Naturelles, CNRS UPR 2301, Université Paris-Sud, Université Paris-Saclay, Avenue de la Terrasse, 91198 Gif-sur-Yvette, France.

Supporting Information Placeholder

ABSTRACT: Mild oxidation of bromides by iodine(III) reagents generated active electrophilic bromination species that were reacted with polyprenoids. By simple and minor variations of an I(III)/Br combination the reactivity could be selectively steered toward dibromination, oxybromination or bromocyclization, giving access to a wide array of brominated motifs.

Brominated terpenoids of marine origin constitute a particularly wide class of natural products that exhibit a vast array of structural diversity¹ and potential therapeutic applications.² A myriad of motifs, arising from diverse biosynthetic pathways,³ can be found in different families and sometimes in the same molecule. For example, just considering the brominated moieties of the bromophylide A⁴ macrocycle (**1**, Figure 1), fragments arising from a carbobromination, a hydroxybromination and an acyloxybromination (with the opposite regiochemistry) of a geranyl-geranyl chain can be delineated. A carbobromination accounts for the formation of cyclocymopol **2**⁵ but in this case the double bond lies out of the ring. Isocymobarbatol **3**⁶ stems from the same linear precursor but through a formal cascade cyclization, resulting in a tricyclic scaffold. This variability could be explained by the intermediacy of one or several halogenating enzymes,³ but raises complex chemo-, regio- and stereoselectivity issues, which remain challenging for organic chemists. One way to address this challenge is to design specific reagents for one transformation, as shown by Snyder with the development of bromocyclization specific BDSB reagent.^{7,8}

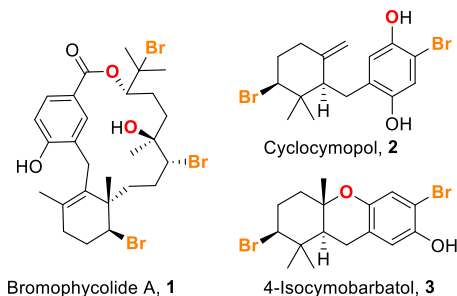
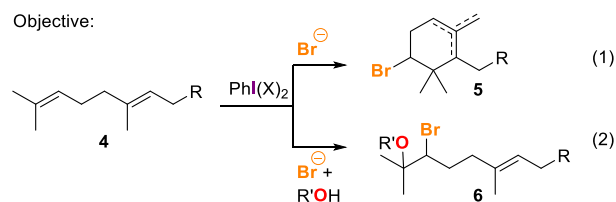


Figure 1 Examples of brominated terpenoids of marine origin.

For our part we thought that it would be highly desirable to design a general strategy that would demand only limited modifications of the *modus operandi* to completely deviate the reactivity in one or another chemical direction. Based on our previous experi-

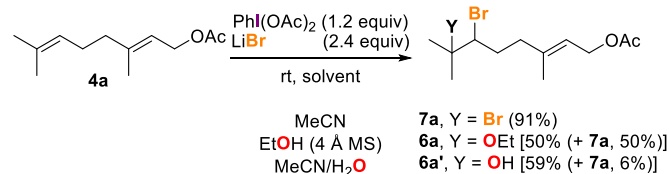
ence⁹ with iodine(III)-mediated bromination reactions¹⁰ we believed that when generating the active bromination species by *in situ* oxidation of a bromide by a hypervalent iodine(III) species¹¹ several parameters would be easily tunable so as to govern the selectivity of the reaction. Thus, running the reaction in a non-participating solvent in the absence of external nucleophile should favor bromocyclization^{9d} towards bromocyclohexenyl **5** (Scheme 1, eq 1), while adding an alcohol to the reaction mixture would trigger an oxybromination^{9a} towards alkyl-bromohydrin **6** (Scheme 1, eq 2).

Scheme 1 Chemoselective iodine(III)-mediated bromination of a geranyl derivative.



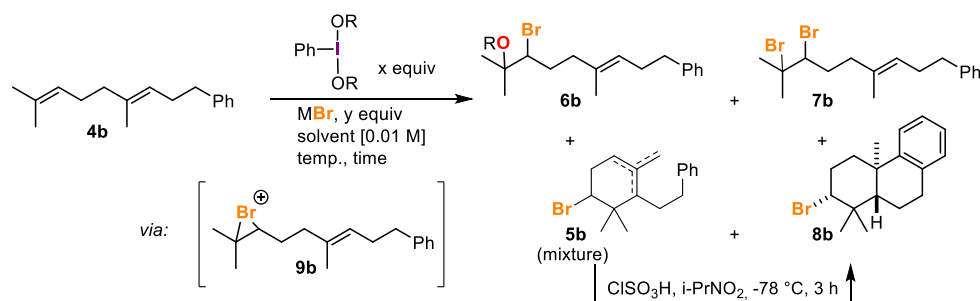
Initial experiments were performed on geranyl acetate **4a** using a combination of (diacetoxyiodo)benzene (DIB) and lithium bromide in acetonitrile, which led to dibromo derivative **7a** with 91% yield (Scheme 2). Running the same reaction in ethanol or in a water/acetonitrile mixture triggered the oxybromination process yielding ethoxy- and hydroxy adducts **6a** and **6a'**, respectively, with satisfying yields. This reactivity switch validated the second half of our premise but despite extensive screening,¹² geranyl acetate, because of the deactivation of the internal double bond, seemed unsuitable to probe the triggering of the cyclization process.

Scheme 2 Solvent effect in the DIB-mediated bromination of geranyl acetate.



In order to circumvent this hurdle, we decided to focus our attention on the reactivity of the electron-rich homogeranylbenzene **4b** (Table 1), that has been shown to cyclize more readily towards mono- (**5b**) and/or tricyclic (**8b**) adducts under a variety of conditions.^{7,8}

Table 1 Optimization of the iodine(III)-mediated dibromination, oxybromination and bromocyclization of homogeranylbenzene 4b.^a



entry	R (x equiv)	M (y equiv)	solvent	[M] ^b	temp	addition time	5b, yield % ^c	6b, yield % ^c	7b, yield % ^c	8b, yield % ^c
1	Ac (1.2)	Li (2.4)	MeCN	0.05	0 °C	5 min ^d	-	-	63	-
2	Ac (1.1)	Li (1.1)	MeCN	0.02	0 °C	10 min	-	-	46	-
3	C(O)CF₃ (1.2)	Li (1.1)	MeCN	0.01	0 °C	30 min	17	-	- ^e	22
4	C(O)CF ₃ (1.2)	Me₃Si (1.1)	MeCN	0.01	0 °C	20 min	41	-	Traces ^f	15(46)
5	C(O)CF ₃ (1.2)	Me₃Si (1.1)	MeCN	0.01	0 °C	30 min	16	-	3 ^f	19 ^g
6	C(O)CF ₃ (1.2)	Et₃Si (1.1)	MeCN	0.01	0 °C	20 min	33	-	- ^f	15 ^g
7	C(O)CF ₃ (1.2)	Et₃HN (1.1)	MeCN	0.01	0 °C	10 min	15	6	- ^f	20
8	C(O)CF ₃ (1.2)	Bu₄N (1.1)	MeCN	0.01	0 °C	10 min	6	44	- ^f	8
9	C(O)CF ₃ (1.2)	Bu ₄ N (1.1)	MeCN	0.04	0 °C	5 min	-	60	-	-
10	C(O)CF ₃ (1.2)	Et ₃ Si (1.1)	MeNO₂	0.01	0 °C	10 min	27	4	- ^f	20
11	C(O)CMe₃ (1.2)	Et ₃ Si (1.1)	MeNO ₂	0.01	0 °C	10 min	24	-	- ^f	24
12	C(O)CMe ₃ (1.2)	Et ₃ Si (1.1)	EtNO₂	0.04	-78 °C	10 min	N/A ^h	-	-	(54)
13	C(O)CMe ₃ (1.2)	Et ₃ Si (1.1)	EtNO ₂	0.04	-78 °C	10 min	N/A ^h	-	-	(67) ⁱ

^aA solution of MBr [2C] was slowly added to a solution of **4b** [2C] containing the iodine(III) reagent. ^bResulting concentration after addition. ^cIsolated yields; for **8b** overall yield after re-cyclization of **5b** with ClSO₃H is given in parenthesis. ^dDirect addition of LiBr and with 4 Å MS. ^eAnd 7% of **10b**. ^fAnd traces of **10b**. ^gAnd 8% of **11b**. ^hThe crude reaction mixture (5:2:1 ratio of tetra-, tri-, disubstituted olefins) was recycled without purification. ⁱRecyclization with MeSO₃H, dr = 6:1.

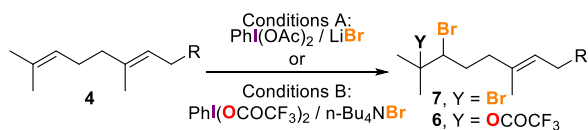
We therefore screened numerous parameters¹² in order to generate the initial bromonium intermediate **9b** and selectively orientate its evolutions towards one of the many possible adducts (**5-8**, **10** and **11**).¹³ As with geranyl acetate, the combination of DIB and LiBr in MeCN, mainly led to dibromo compound **7b** in 63% yield (Table 1, entry 1).¹⁴ Halving the amount of bromide and adding it slowly as the last reagent in order to prevent dibromination only led to a decrease in yield, without changing the reaction course (Table 1, entry 2). However, using this protocol and replacing the DIB by its trifluoroacetoxy analog (PIFA) diverted the reactivity toward bromocyclization giving **5b** (as a mixture of isomers) and tricycle **8b** in a 39% cumulated yield (Table 1, entry 3). This result could be further improved by using the more soluble TMSBr to give 41% of **5b** and 15% of **8b** (Table 1, entry 4). Treatment of the mixture of brominated cyclohexenes **5b** with chlorosulfonic acid in 2-nitropropane at -78 °C^{7,8} to give **8b** led to a cumulated yield of tricyclic adduct of 46%. Increasing the addition time (Table 1, entry 5) or exchanging trimethylsilylbromide for triethylsilylbromide (Table 1, entry 6) mostly led to complex mixtures of adducts, including allylbromide **10b** and cyclopentene **11b**.¹³ When alkylammonium bromide salts were used, the acyloxybromination pathway was also observed (Table 1, entries 7 and 8), with **6b** becoming the major product when tetrabutylammonium bromide was employed (Table 1, entry 8). This could be further improved by increasing slightly the concentration and the addition rate, to obtain 60% of **6b** (Table 1, entry 9). Running the reaction in nitromethane with TESBr

steered the reactivity back towards cyclization (Table 1, entry 10) and using the bulkier bis(*tert*-butylcarboxy)iodobenzene completely suppressed the oxybromination pathway (Table 1, entry 11). In order to perform the reaction at a lower temperature (-78 °C), nitroethane was employed instead of nitromethane. This prevented the formation of **10b** and directly submitting the crude product to ClSO₃H treatment gave **8b** in 54% yield over two steps (Table 1, entry 12). Eventually, performing the same sequence with MeSO₃H in the second step improved the yield up to 67% in a 6:1 diastereomeric ratio (Table 1, entry 13).¹⁵ This thorough optimization helped define three sets of conditions to selectively access dibromo-, oxybromo- and cyclobromo-derivatives. First, the scope of the former two processes was evaluated.

In addition to the above mentioned results on geranyl acetate **4a** and homogeranylbenzene **4b**, the combination of DIB and LiBr selectively triggered the dibromination of *o*-homogeranylbenzene **4c** and geranylbenzene **4d** to give **7a-d** in good to excellent yields (Table 2, entries 1-4). The same protocol could be applied to geraniol **4e** to give **7e** in 63% yield without any detectable oxidation of the free alcohol (Table 2, entry 5). Finally, the more challenging bis(benzyloxycarbamate)-guanidine **4f** could be selectively dibrominated to yield **7f** by using a reverse addition protocol at -78 °C (Table 2, entry 6). The same substrates were also submitted to the PIFA/*n*-Bu₄NBr combination to give the α -bromo trifluoroacetyl adducts **6**. Geranyl acetate led to **6a**¹⁶ and geraniol to **6e** in 77% and

57% yield, respectively (Table 2, entries 1 and 5). In addition to **4b**, the other aryl derivatives **4c** and **4d** reacted equally well to give the oxybrominated adducts in 56% and 64% yield (Table 2, entries 3 and 4). Only guanidine **4f** reacted sluggishly to yield the desired trifluoroacetoxy adduct **6f** in only 25% yield (Table 2, entry 6) along with 13% of **7f** and 31% of cyclic guanidine **12** (see Scheme 5). Finally, it was demonstrated that selective cleavage of the trifluoroacetoxy group of **6b** could be achieved with NaBH₄ to give the corresponding bromohydrine with 79% yield.¹²

Table 2 Scope of the dibromination and the trifluoroacetylbromination.

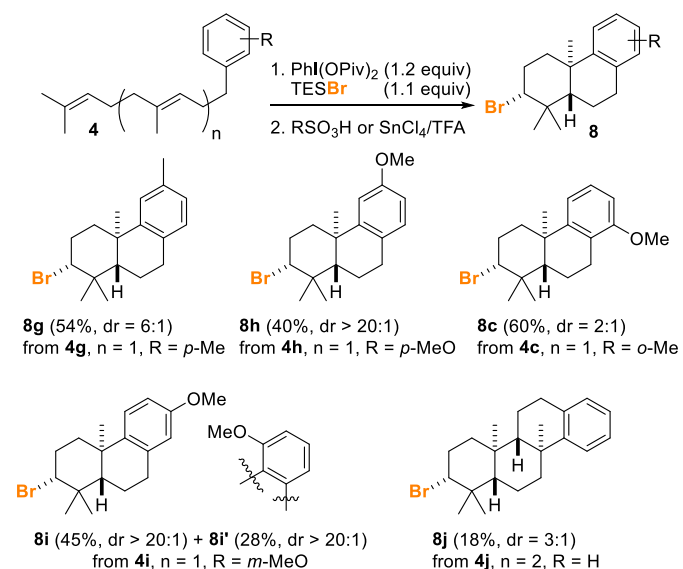


entry	4, R	7, yield % ^a	6, yield % ^b
1	4a , OAc	91	77
2	4b , Bn	63	60
3	4c , <i>o</i> -MeOBn	52	56
4	4d , Ph	55	64
5	4 , OHe	63	57
6	4f , NHC(NZ)NHZ	52 ^c	25 ^d

^aIsolated yields for conditions A: PhI(OAc)₂ (1.2 equiv), LiBr (2.4 equiv), 4 Å MS in MeCN, at 0 °C for 5 min ^bIsolated yields for conditions B: PhI(OCOCF₃)₂ (1.2 equiv) *n*-Bu₄NBr (2.4 equiv) in MeCN, at 0 °C for 5 min ^cAt -78 °C, using TESBr instead of LiBr. ^dAt -78 °C, + 13 % of **6f** and 31% of **12**.

We then turned our attention towards the third protocol and studied the cyclization of several homogeranyl and geranyl derivatives. First, homogeranylarenes were reacted under the optimized conditions, followed by treatment with sulfonic acid or with tin(IV) chloride,¹⁵ to provide the corresponding tricycles (Scheme 3). *Para*-toluene **4g**, *para*-anisole **4h** and *ortho*-anisole **4c** derivatives led to the desired bromo-octahydrophenanthrenes **8g**, **8h** and **8c** with 40% to 60% yields and moderate to good diastereoselectivities.

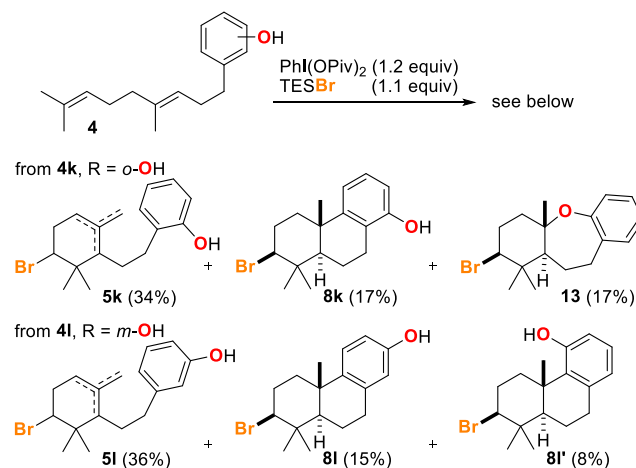
Scheme 3 Bromocyclization of homogeranyl- and homofarnesylarenes.



The reaction proceeded even better with *meta*-anisyl substrate **4i**, although the two adducts arising from *para* and *ortho* addition (**8i** + **8i'** = 73% yield) were formed. Finally, homofarnesylbenzene **4j** was reacted to give bromotetracycle **8j** in a low but satisfying yield, considering that one C-Br and three C-C bonds are formed in the sequence.

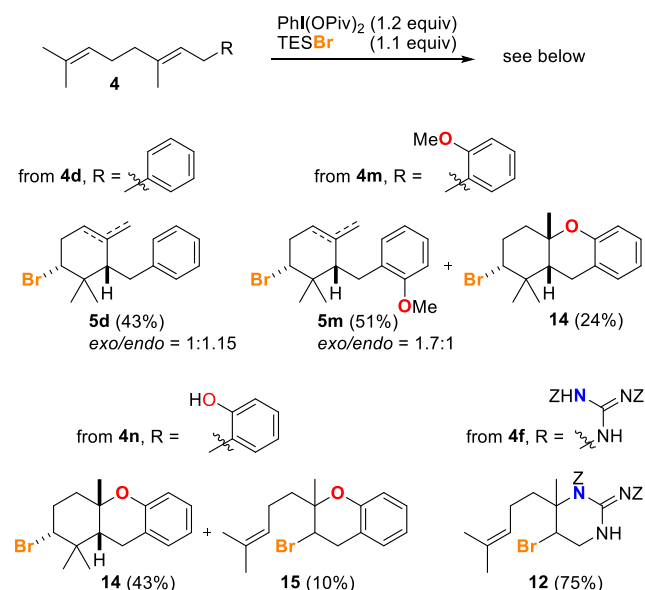
In the case of phenolic homogeranyl derivatives, PhI(OPiv)₂-mediated bromocyclization gave good (59% to 65%) overall yield of bromo-cyclized products,¹⁶ the distribution of which varied depending on the initial substitution pattern (Scheme 4). Starting from *ortho*-phenol **4k**, in addition to the monocyclic cyclohexenes **5k** and the expected tricycle **8k**, compound **13** embedding a seven-membered ring was also isolated.¹⁷ For *meta*-phenol **4l**, the cyclohexenes **5l** were obtained in 36% yield and the two brominated polycycles arising from *para* and *ortho* addition (**8l** + **8l'** = 23% yield) were also formed.

Scheme 4 Bromocyclization of homogeranylphenols.



Finally, the behavior of geranyl compounds was explored (Scheme 5). Geranyl-benzene **4d** led to bromocyclohexenes **5d** in 43% yield as a mixture of *endo/exo* adducts.¹⁸ The analogous cyclohexenes **5m** were obtained in slightly higher yield (51%) from *o*-geranyl anisole **4m** along with 24% of bromo-hexahydroxanthene **14** arising from a cascade cyclization and concomitant loss of a methyl group.

Scheme 5 Bromocyclization of geranyl derivatives.



As could be expected, this isocycmobarbatol-like adduct became the major product when *o*-geranylphenol **4n** was subjected to the $\text{PhI}(\text{OPiv})_2/\text{TESBr}$ combination. 3-Bromochromane **15**, resulting from a phenoxybromination of the internal double bond, was also observed as a minor adduct. This change in chemoselectivity might hint at an active participation of the heteroatom in the cyclization process, presumably via initial ligand exchange between the phenol and the ester on the hypervalent iodine center, followed by oxyhalogenation of the proximal double bond. This was further exemplified by the reaction of guanidine **4f** which smoothly led to **12** with 75% yield. Indeed, it is the only substrate that we studied for which the reaction mainly occurred on the internal double bond.

Overall we have shown that using a combination of a (bisacyloxy)iodobenzene and a bromide source three different electrophilic brominations of terpenoids with different outcomes could be triggered. Simple adjustments in the nature of the reagents (all commercially available) and the procedure (temperature, rate and order of addition) could steer the reactivity towards dibromination, oxy-bromination or bromocyclization, including cascade processes. This strategy grants access to various motifs that can be found in several families of natural products. Studies in this direction as well as the implementation of this methodology for other halides are currently being pursued.

ASSOCIATED CONTENT

Supporting Information

Supporting Information contains experimental procedures, analytical data and copies of NMR spectra for all new compounds (pdf) and crystallographic data for **5d**, **8b** and **13** (cif). This material is available free of charge via the Internet at <http://pubs.acs.org>.

AUTHOR INFORMATION

Corresponding Author

*kevin.cariou@cnrs.fr

Notes

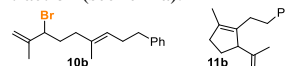
The authors declare no competing financial interests.

ACKNOWLEDGMENT

The authors thank CNRS and ICSN, for financial support. T. D. G. thanks ICSN for a PhD fellowship.

REFERENCES

- (a) Gribble, G. W. *J. Nat. Prod.* **1992**, *55*, 1353. (b) Wang, B.-G.; Gloer, J. B.; Ji, N.-Y.; Zhao, J.-C. *Chem. Rev.* **2013**, *113*, 3632. (c) Chung, W.-J.; Vanderwal, C. D. *Angew. Chem., Int. Ed.* **2016**, *55*, 4396.
- Gribble, G. W. *J. Chem. Educ.* **2004**, *81*, 1441
- (a) Butler, A.; Carter-Franklin, J. N. *Nat. Prod. Rep.* **2004**, *21*, 180. (b) Vaillancourt, F. H.; Yeh, E.; Vosburg, D. A.; Garneau-Tsodikova, S.; Walsh, C. T. *Chem. Rev.* **2006**, *106*, 3364. (c) Agarwal, V.; Miles, Z. D.; Winter, J. M.; Eustaquio, A. S.; El Gamal, A. A.; Moore, B. S. *Chem. Rev.* **2017**, *117*, 5619.
- Isolation: (a) Kubanek, J.; Prusak, A. C.; Snell, T. W.; Giese, R. A.; Hardcastle, K. I.; Fairchild, C. R.; Aalbersberg, W.; Raventos-Suarez, C.; Hay, M. E. *Org. Lett.* **2005**, *7*, 5261. Synthetic approach: (b) Lin, H.; Pochapsky, S. S.; Krauss I. J. *Org. Lett.* **2011**, *13*, 1222.
- (a) Hogberg, H.-E.; Thornson, R. H. *J. Chem. Soc., Perkin Trans. 1*, **1976**, 1696. (b) McConnell, O. J.; Hughes, P. A. *Targett, N. M. Phytochemistry* **1982**, *21*, 213.
- (6) Wall, M. E.; Wani, M. C.; Manikumar, G.; Taylor, H.; Hughes, T. J.; Gaetano, K.; Gerwick, W. H.; McPhail, A. T.; McPhail, D. R. *J. Nat. Prod.* **1989**, *52*, 1092.
- (a) Snyder, S. A.; Treitler, D. S. *Angew. Chem., Int. Ed.* **2009**, *48*, 7899. (b) Snyder, S. A.; Treitler, D. S.; Brucks, A. P. *J. Am. Chem. Soc.* **2010**, *132*, 14303. (c) Snyder, S. A.; Treitler, D. S.; Schall, A. *Tetrahedron* **2010**, *66*, 4796. (d) Snyder, S. A.; Treitler, D. S.; Brucks, A. P. *Aldrichimica Acta.* **2011**, *44*, 27. (e) Snyder, S. A.; Brucks, A. P.; Treitler, D. S. Moga, I. *J. Am. Chem. Soc.* **2012**, *134*, 17714. (f) Shen, M.; Kretschmer, M.; Brill, Z. G.; Snyder, S. A. *Org. Lett.* **2016**, *18*, 5018.
- (8) For other strategies aimed at the halocyclization of polyenes, including asymmetric versions see: (a) Sakakura, A.; Ukai, A.; Ishihara, K. *Nature* **2007**, *445*, 900. (b) Sawamura, Y.; Nakatsuji, H.; Sakakura, A.; Ishihara, K. *Chem. Sci.* **2013**, *4*, 4181. (c) Sawamura, Y.; Nakatsuji, H.; Akakura, M.; Sakakura, A.; Ishihara, K. *Chirality* **2014**, *26*, 356. (d) Sakakura, A.; Ishihara, K. *Chem. Rec.* **2015**, *15*, 728. (e) Samanta, R. C.; Yamamoto H. *Chem. Eur. J.* **2015**, *21*, 11976. (f) Recsei, C.; McErlean, C. S. P. *Aust. J. Chem.* **2015**, *68*, 555. (g) Sawamura, Y.; Ogura, Y.; Nakatsuji, H.; Sakakura, A.; Ishihara, K. *Chem. Commun.* **2016**, *52*, 6068. (h) Samanta, R. C.; Yamamoto H. *J. Am. Chem. Soc.* **2017**, *139*, 1460.
- (9) (a) Nocquet-Thibault, S.; Retaillieu, P.; Cariou, K.; Dodd, R. H. *Org. Lett.* **2013**, *15*, 1842. (b) Nocquet-Thibault, S.; Minard, C.; Retaillieu, P.; Cariou, K.; Dodd, R. H. *Tetrahedron* **2014**, *70*, 6769. (c) Nocquet-Thibault, S.; Rayar, A.; Retaillieu, P.; Cariou, K.; Dodd, R. H. *Chem.–Eur. J.* **2015**, *21*, 14205. (d) Daniel, M.; Blanchard, F.; Nocquet-Thibault, S.; Cariou, K.; Dodd, R. H. *J. Org. Chem.* **2015**, *80*, 10624. (e) Beltran, R.; Nocquet-Thibault, S.; Blanchard, F.; Dodd, R. H.; Cariou, K. *Org. Biomol. Chem.* **2016**, *14*, 8448.
- (10) For seminal and recent papers about iodine(III) mediated bromination, see (a) Amey, R. L.; Martin, J. C. *J. Org. Chem.* **1979**, *44*, 1779. (b) Brad-dock, D. C.; Cansell, G.; Hermitage, S. A.; White, A. J. P. *Chem. Commun.* **2006**, 1442. (c) Fabry, D. C.; Stodulski, M.; Hoerner, S.; Gulder, T. *Chem.–Eur. J.* **2012**, *18*, 10834. (d) Stodulski, M.; Goetzinger, A.; Kohlhepp, S. V.; Gulder, T. *Chem. Commun.* **2014**, *50*, 3435. (e) Ulmer, A.; Stodulski, M.; Kohlhepp, S. V.; Patzelt, C.; Pcthig, A.; Bettray, W.; Gulder, T. *Chem.–Eur. J.* **2015**, *21*, 1444. (f) Patzelt, C.; Pcthig, A.; Gulder, T. *Org. Lett.* **2016**, *16*, 3466. For a highlight on the specificity of iodine(III)- mediated halogenation, see: (g) Arnold, A. M.; Ulmer, A.; Gulder, T. *Chem. – Eur. J.* **2016**, *22*, 8728
- (11) For general reviews, see: (a) Brown, M.; Farid, U.; Wirth, T. *Synlett* **2013**, 424. (b) Singh, F. V.; Wirth, T. *Chem. – Asian J.* **2014**, *9*, 950. (c) Yoshimura, A.; Zhdankin, V. V. *Chem. Rev.* **2016**, *116*, 3328.
- (12) See Supporting Information for details.
- (13) In addition to compounds **5-8**, direct elimination can lead to allylic bromide **10b** and cyclopentene **11b**. This latter motif can be found in debromophycolide A and its formation was proposed to stem from debromination followed by ring contraction (see ref 4a).



(14) Along with products resulting from dibromination of the internal double bond (9%) and dibromination of both bonds (9%).

(15) The relative configuration of **8b** is consistent with the literature (e.g. refs 4&5) and was confirmed by X-ray crystallography (CCDC 1550946).

(16) Recyclization protocols only led to very complex mixture of products.

(17) The structure and relative configuration of **13** were confirmed by X-ray crystallography (CCDC 1550947). A brominated 6-7 bicycle scaffold can be found in the aplysistatin natural products family, see: (a) Pettit, G. R.; Herald, C. L.; Allen, M. S.; Von Dreele, R. B.; Vanell, L. D.; Kao, J. P. Y.; Blake, W. *J. Am. Chem. Soc.* **1977**, *99*, 262. (b) Von Dreele, R. B.; Kao, J. P. Y. *Acta Crystallogr., Sect. B: Struct. Crystallogr. Cryst. Chem.* **1980**, *36*, 2695. (c) Capon, R.; Ghisalberti, E. L.; Jefferies, P. R.; Skelton, B. W.; White, A. H. *Tetrahedron* **1981**, *37*, 1613. (d) Kuniyoshi, M.; Marma, M. S.; Higa, T.; Bernardinelli, G.; Jefford, C. W. *J. Nat. Prod.* **2001**, *64*, 696. (e) Paul, V. J.; Fenical, W. *Tetrahedron Lett.* **1980**, *21*, 2787.

(18) The structure of *endo*-**5d** was confirmed by X-ray crystallography (CCDC 1550946).

