



HAL
open science

Photo/Redox-Responsive 2D-Supramolecular Assembly Involving Cucurbit[8]uril and a Star-Shaped Porphyrin Tecton

Shagor Chowdhury, Youssef Nassar, Laure Guy, Denis Frath, Floris Chevallier, Elise Dumont, Ana Paula Ramos, Grégoire Jean-François Demets, Christophe Bucher

► **To cite this version:**

Shagor Chowdhury, Youssef Nassar, Laure Guy, Denis Frath, Floris Chevallier, et al.. Photo/Redox-Responsive 2D-Supramolecular Assembly Involving Cucurbit[8]uril and a Star-Shaped Porphyrin Tecton. 9th International Symposium On Photochromism, Sep 2019, Paris, France. <hal-02301719>

HAL Id: hal-02301719

<https://hal.science/hal-02301719v1>

Submitted on 30 Sep 2019

HAL is a multi-disciplinary open access archive for the deposit and dissemination of scientific research documents, whether they are published or not. The documents may come from teaching and research institutions in France or abroad, or from public or private research centers.

L'archive ouverte pluridisciplinaire **HAL**, est destinée au dépôt et à la diffusion de documents scientifiques de niveau recherche, publiés ou non, émanant des établissements d'enseignement et de recherche français ou étrangers, des laboratoires publics ou privés.



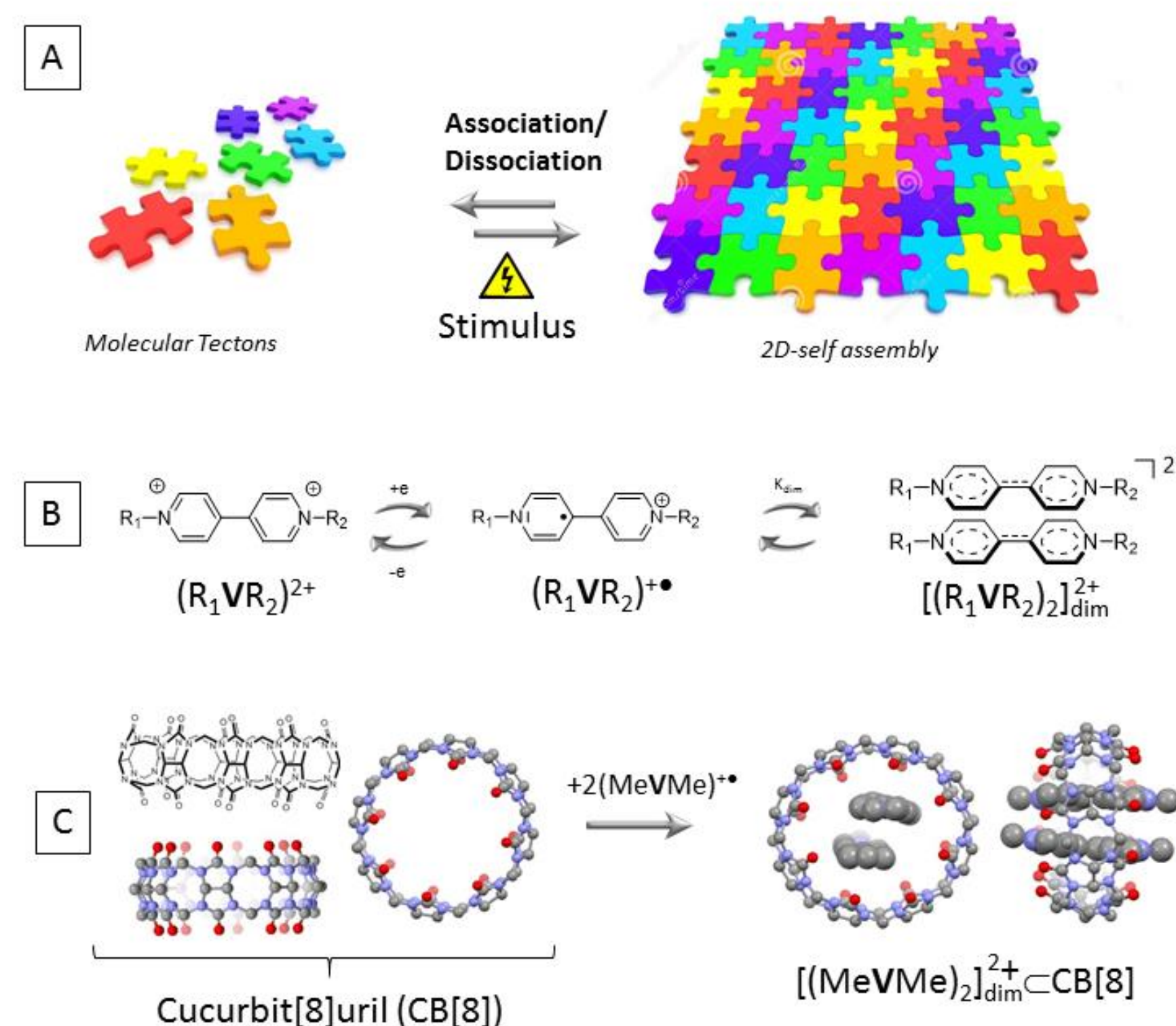
HAL Authorization

Shagor Chowdhury,^[a] Youssef Nassar,^[a] Laure Guy,^[a] Denis Frath,^[a] Floris Chevallier,^[a]
Élise Dumont,^[a] Ana Paula Ramos,^[b] Grégoire Jean-François Demets,^[b] and Christophe Bucher^[a]

^[a] Univ Lyon, Ens de Lyon, CNRS UMR 5182, Université Claude Bernard Lyon 1, Laboratoire de Chimie, F69342, Lyon, France
^[b] DQ-FFCLRP, Universidade de São Paulo. Av. Bandeirantes 3900, CEP 14040-901, Ribeirão Preto S.P. Brazil. (55) 16 3315 4860
denis.frath@ens-lyon.fr ; christophe.bucher@ens-lyon.fr

Introduction

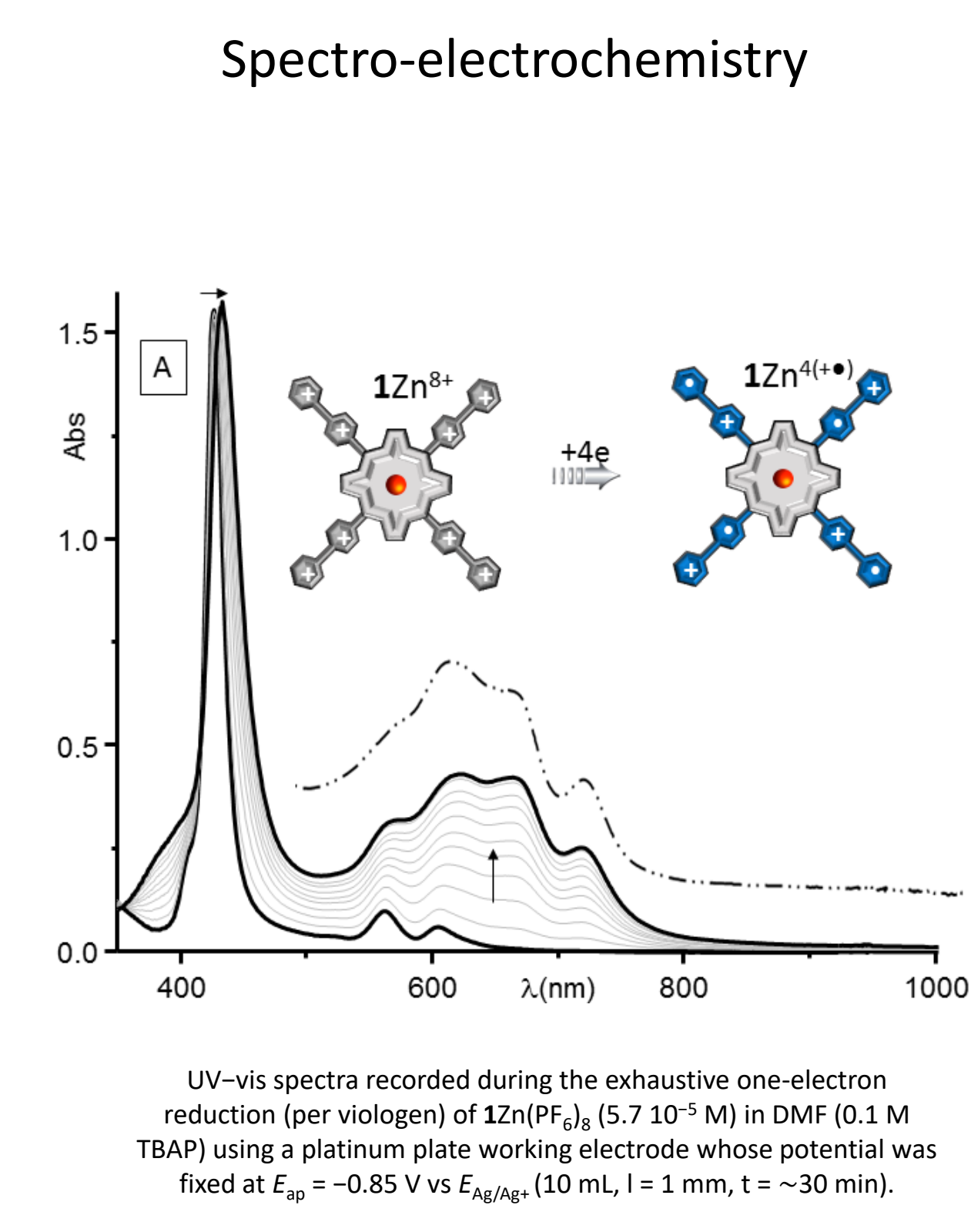
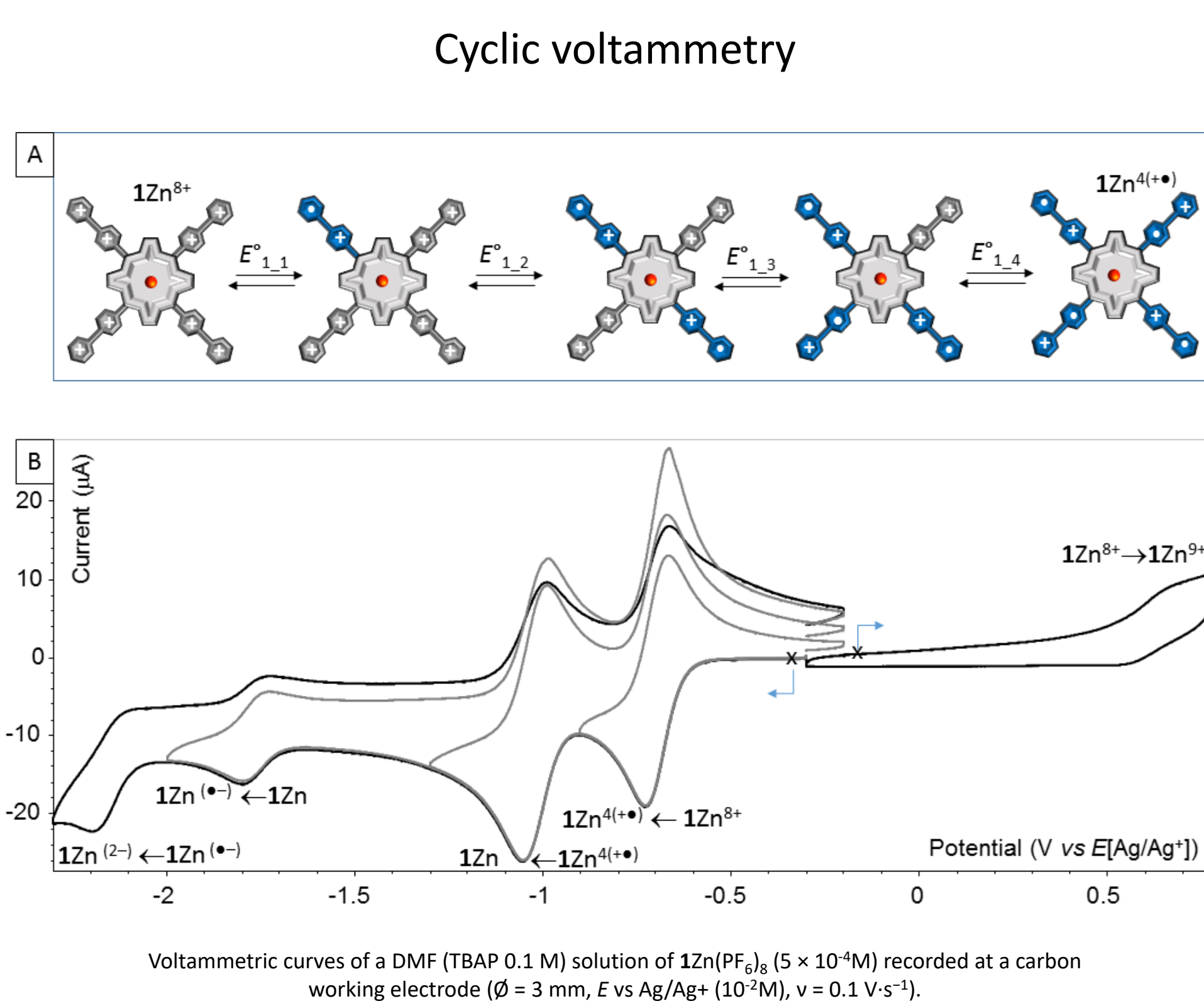
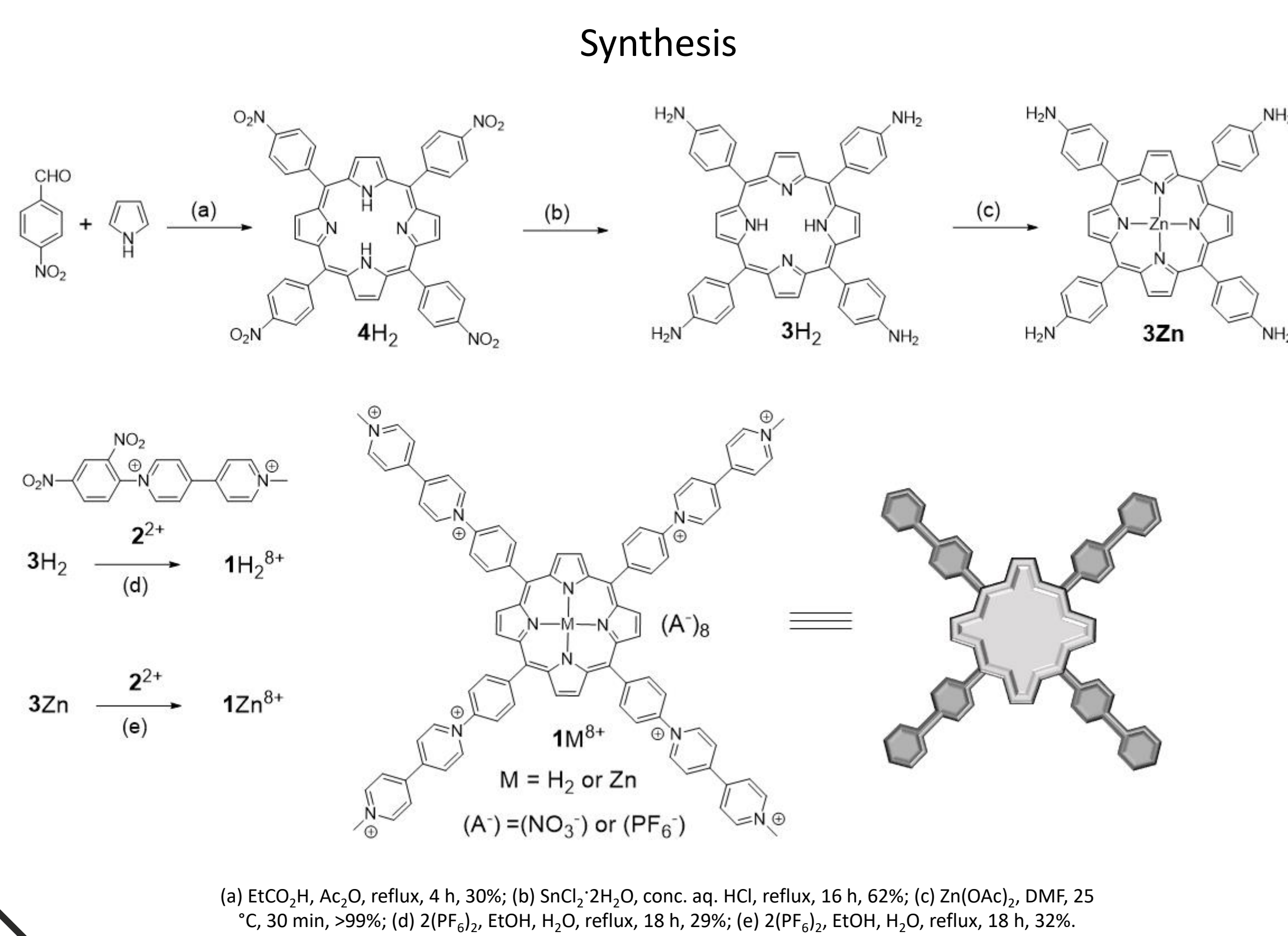
Supramolecular assemblies whose association or organization between tectons can be controlled by external stimuli have been found to be of great interest in various areas such as molecular electronics, analytical chemistry and materials science.^[1] In this context, we are interested in (supra)molecular metamorphism involving dimerization of π -conjugated radicals as driving force. Our group has been focusing over the past few years on the development of tailor-made redox-controllable molecular or supramolecular systems involving electro-generated viologen-based π -cation radicals as key responsive and/or assembling elements, using their ability to self-assemble into sandwich-like, dimeric entities called π -dimers. Such π -dimers can be observed in standard temperature and concentration ranges, when using barrel-shaped cavitands, known as cucurbit[8]urils, whose inner cavity is ideally suited to the inclusion of two viologen-based radicals.^[2]



Conclusion

- Formation of discrete 4:1 pseudo-rotaxane-like caviplexes: 4 CB[7 or 8] / viologen-based star shaped porphyrin guest
- Formation of intermolecular π -dimers requires CB[8] acting as an assembling element (electrochemical, theoretical and spectroscopic analyses)
- CB[8] hosts proved useful to promote the redox-triggered formation of a 2D-supramolecular assembly in solution (electrochemical, chemical or photochemical stimulus)

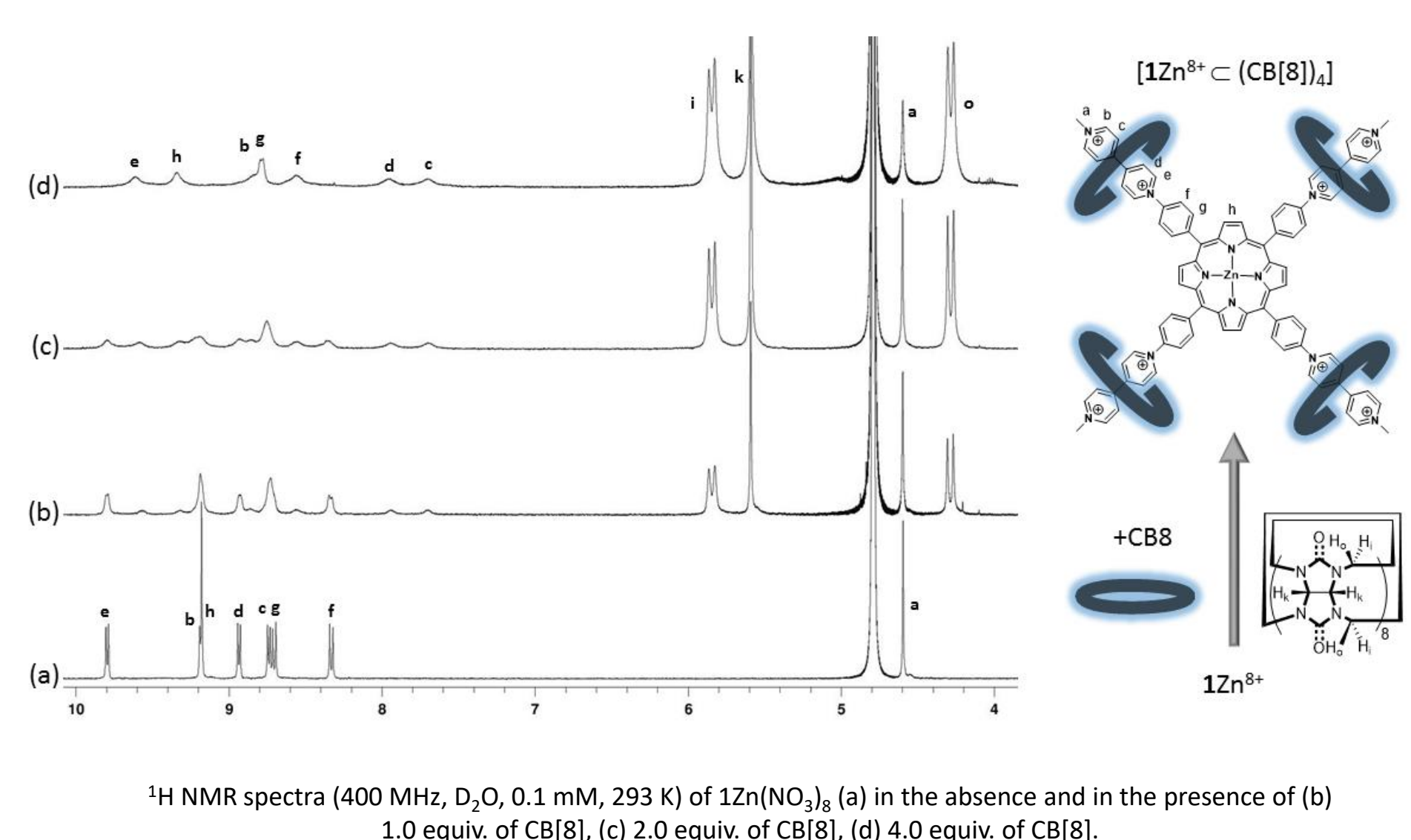
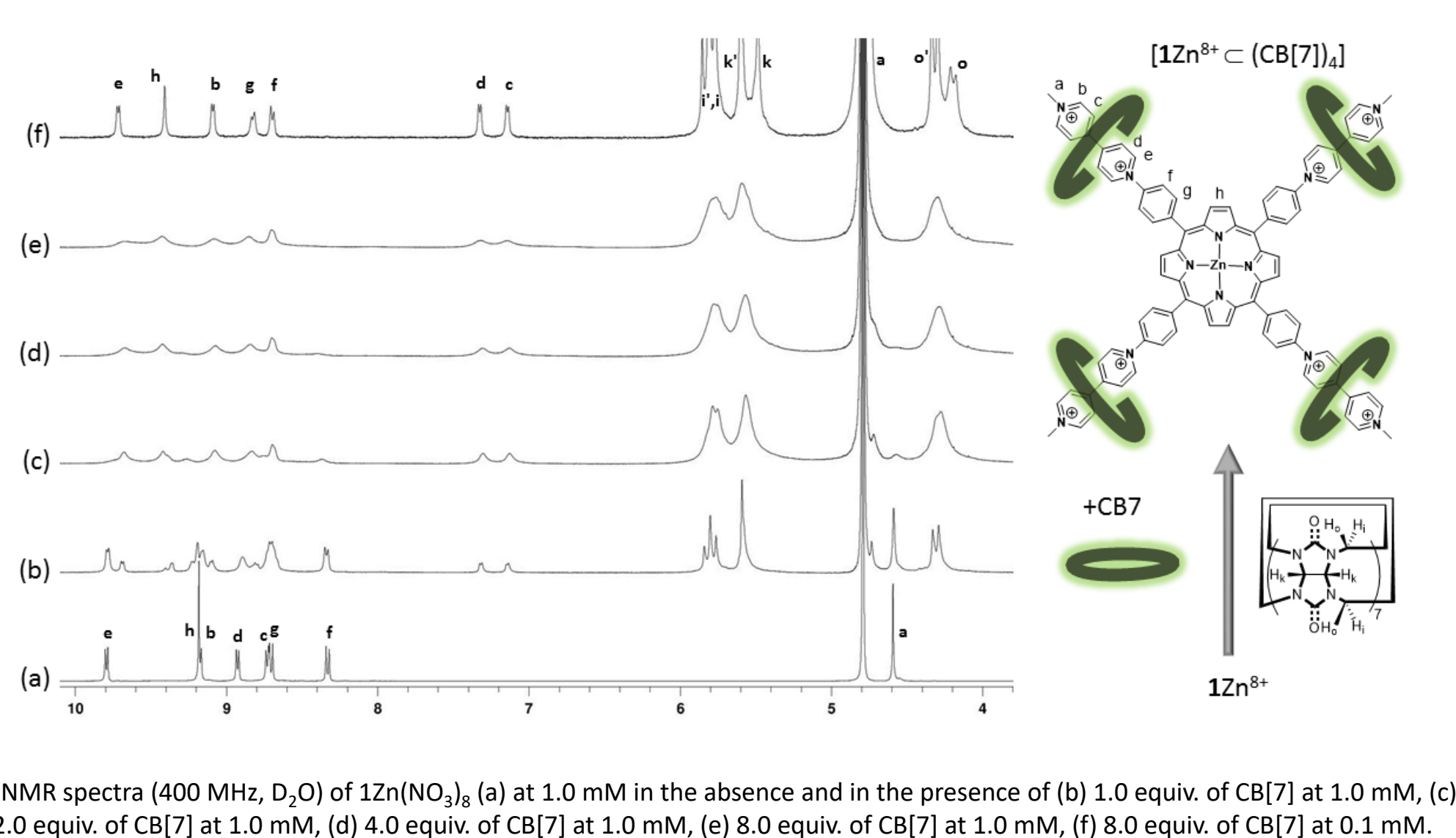
Star-shaped porphyrin tecton



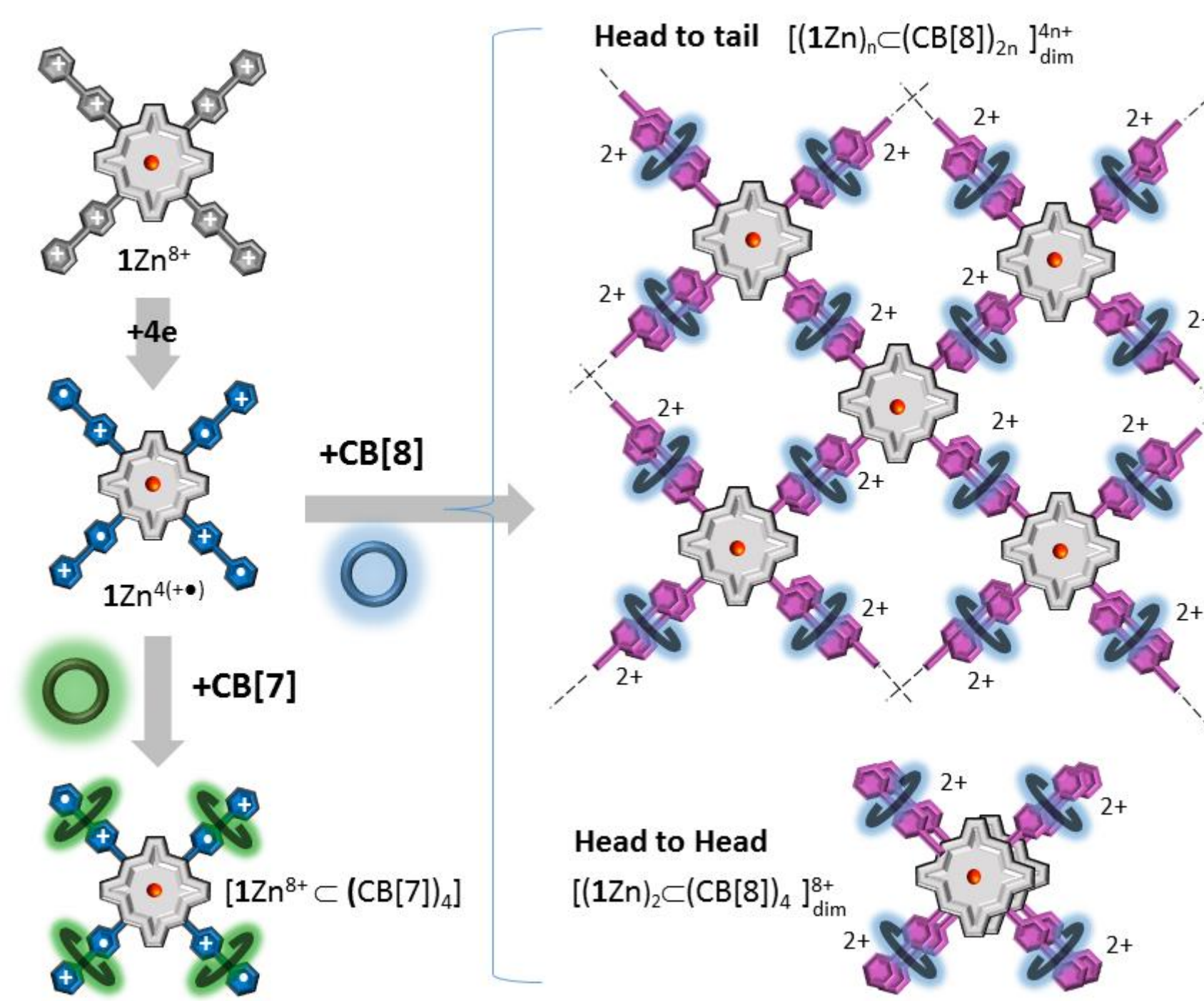
Supramolecular assembly involving cucurbituril

We have used this star-shaped porphyrin tecton to control the association/dissociation process of a 2D-supramolecular self-assembly with cucurbit[8]urils by means of electrochemical, chemical, and photochemical stimuli.^[3]

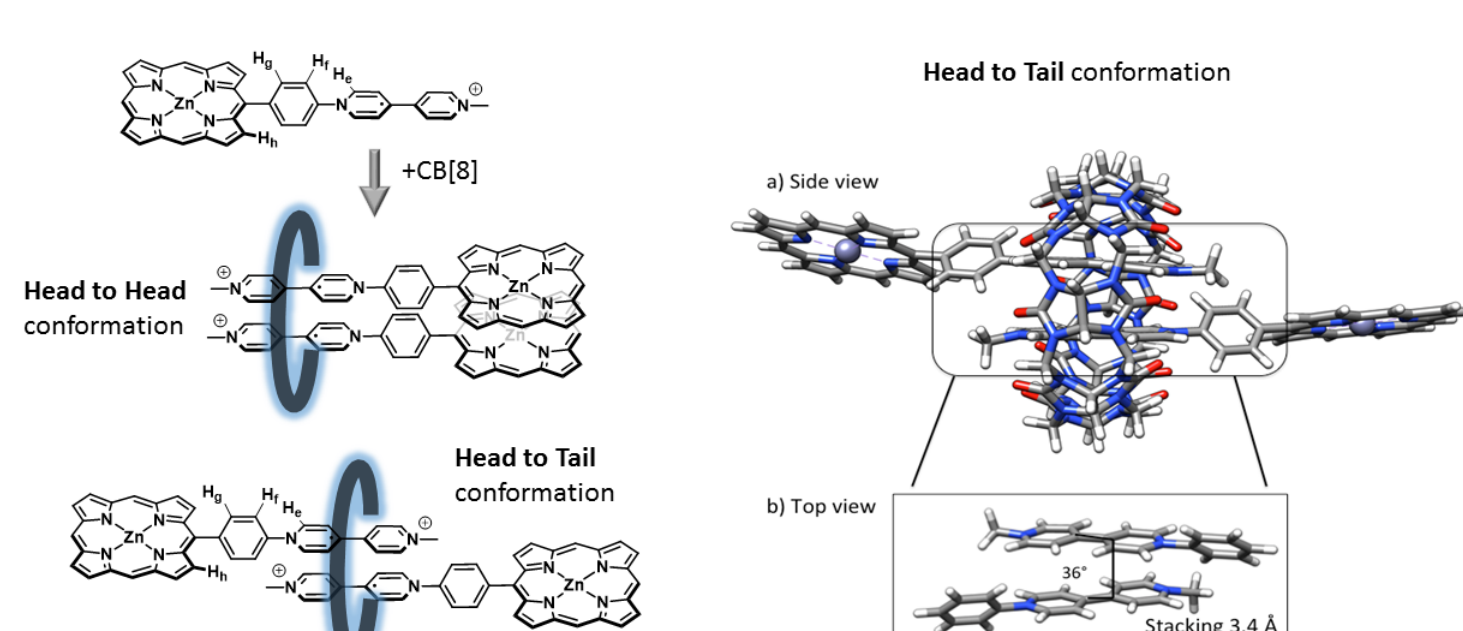
NMR Analysis of host-guest interaction of 1Zn⁸⁺ with cucurbiturils



Supramolecular self-assembly of 1Zn^{4+/2+} with cucurbiturils

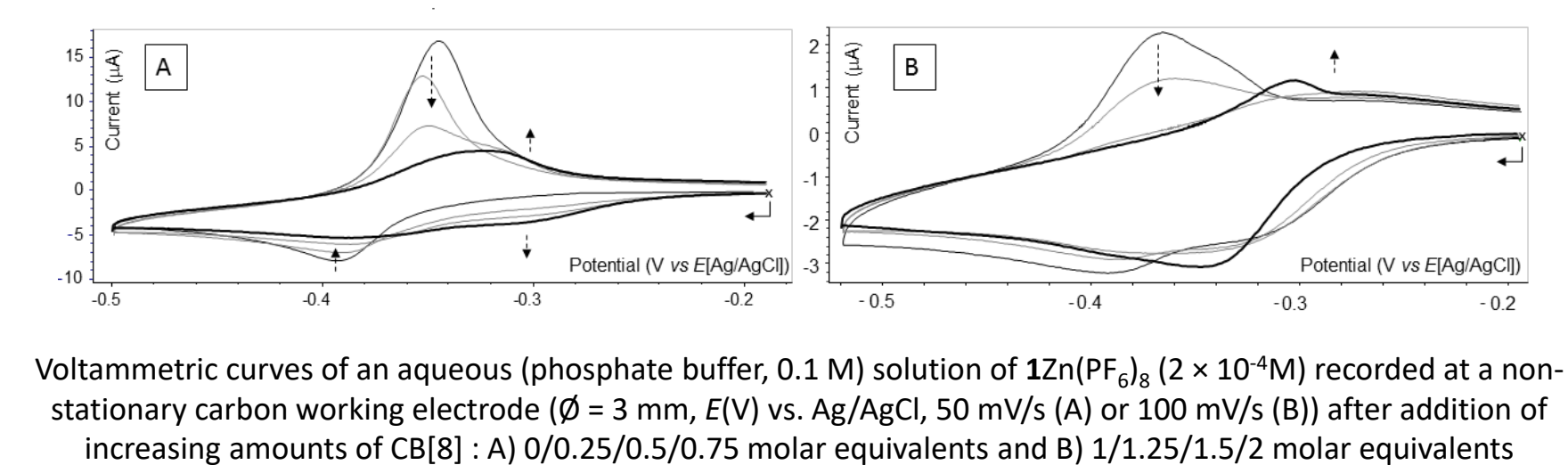


Computational analysis

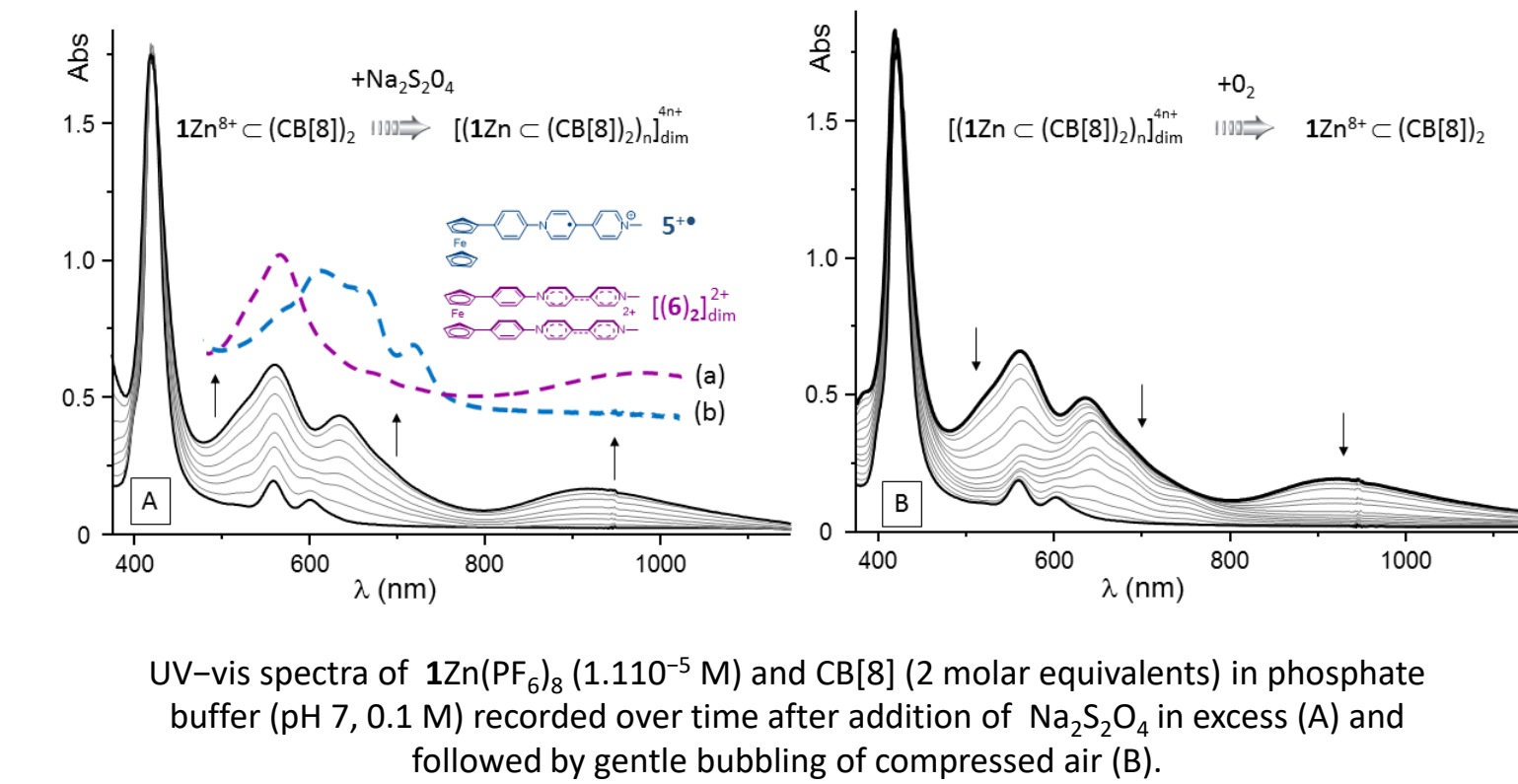


Left) Schematic representation of the face to face or head to tail conformations of the selected π -dimer model complex formed in the presence of cucurbit[8]uril (shown as a blue ring). Right) Structure of the head to tail conformer optimized at DFT/M06-2X level of theory

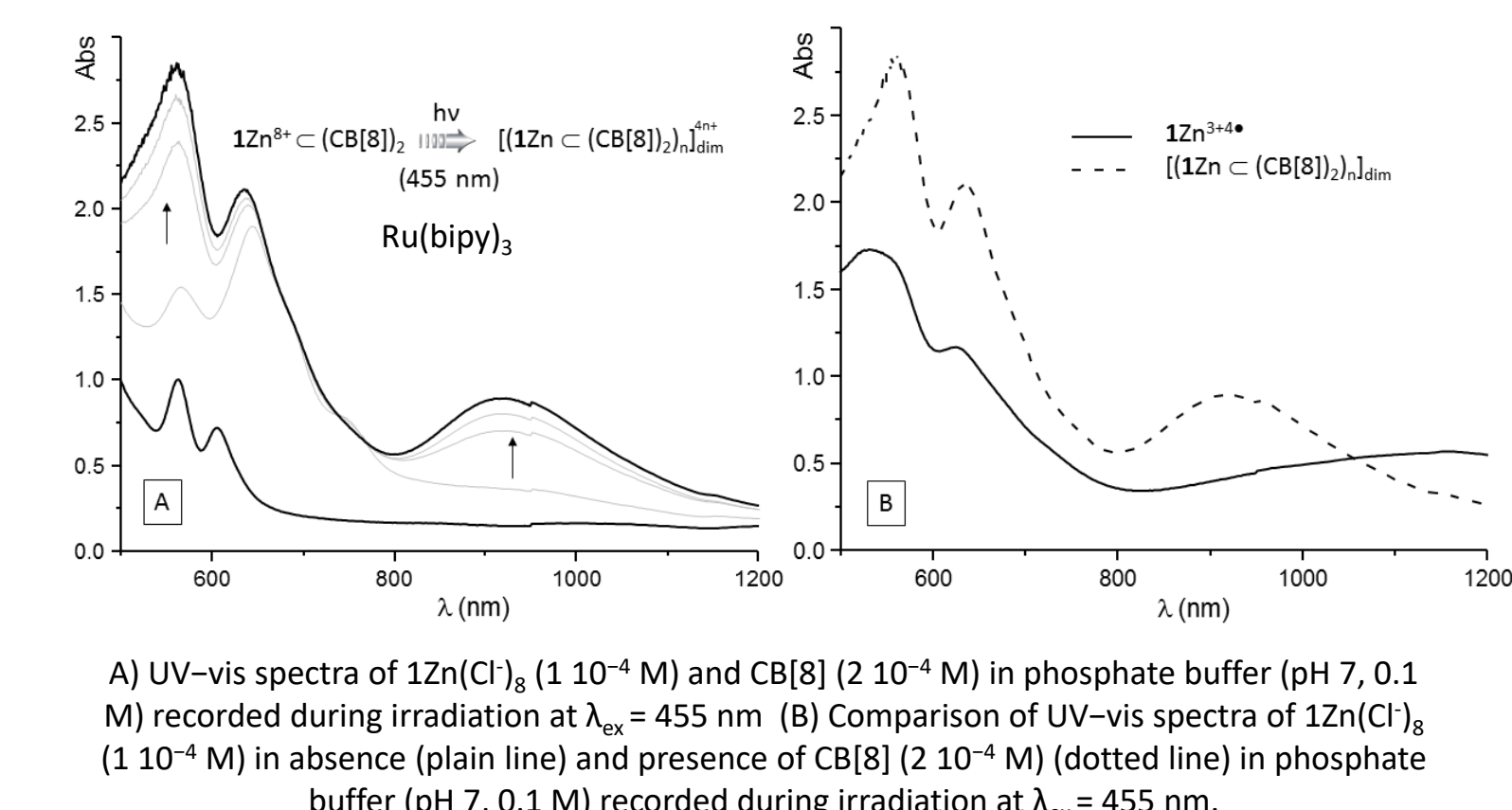
Electrochemical analysis



Chemically triggered self-assembly



Photochemically triggered self-assembly



References

- X. Yan, F. Wang, B. Zheng, F. Huang, *Chem. Soc. Rev.* **2012**, *41*, 6042–6065; D. Xiang, X. Wang, C. Jia, T. Lee, X. Guo, *Chem. Rev.* **2016**, *116*, 4318–4440; I. V. Kolesnichenko, E. V. Anshyn, *Chem. Soc. Rev.* **2017**, *46*, 2385–2390; S. Kassem, T. van Leeuwen, A. S. Lubbe, M. R. Wilson, B. L. Feringa, D. A. Leigh, *Chem. Soc. Rev.* **2017**, *46*, 2592–2621; A. Wang, W. Shi, J. Huang, Y. Yan, *Soft Matter* **2016**, *12*, 337–357.
- H. D. Correia, S. Chowdhury, A. P. Ramos, L. Guy, G. J.-F. Demets, C. Bucher, *Polym. Int.* **2019**, *68*, 572–588.
- S. Chowdhury, Y. Nassar, L. Guy, D. Frath, F. Chevallier, E. Dumont, A. P. Ramos, G. J.-F. Demets, C. Bucher, *Electrochim. Acta* **2019**, *316*, 79–92.