



HAL
open science

Non Photochemical Light Induced Nucleation

Anne Spasojevic - de Biré, Aziza Ikni, Bertrand Clair, Nicolas Guiblin, Igor A. Kornev, Xiaoxuan Shi, Jianyao Long, Hongxun Yang, Wenjing Li, Annais Mendre, et al.

► **To cite this version:**

Anne Spasojevic - de Biré, Aziza Ikni, Bertrand Clair, Nicolas Guiblin, Igor A. Kornev, et al.. Non Photochemical Light Induced Nucleation. Journées nationales en nanosciences et nanotechnologies, Nov 2011, Strasbourg, France. 2011. hal-02301009

HAL Id: hal-02301009

<https://hal.science/hal-02301009v1>

Submitted on 28 Sep 2020

HAL is a multi-disciplinary open access archive for the deposit and dissemination of scientific research documents, whether they are published or not. The documents may come from teaching and research institutions in France or abroad, or from public or private research centers.

L'archive ouverte pluridisciplinaire **HAL**, est destinée au dépôt et à la diffusion de documents scientifiques de niveau recherche, publiés ou non, émanant des établissements d'enseignement et de recherche français ou étrangers, des laboratoires publics ou privés.

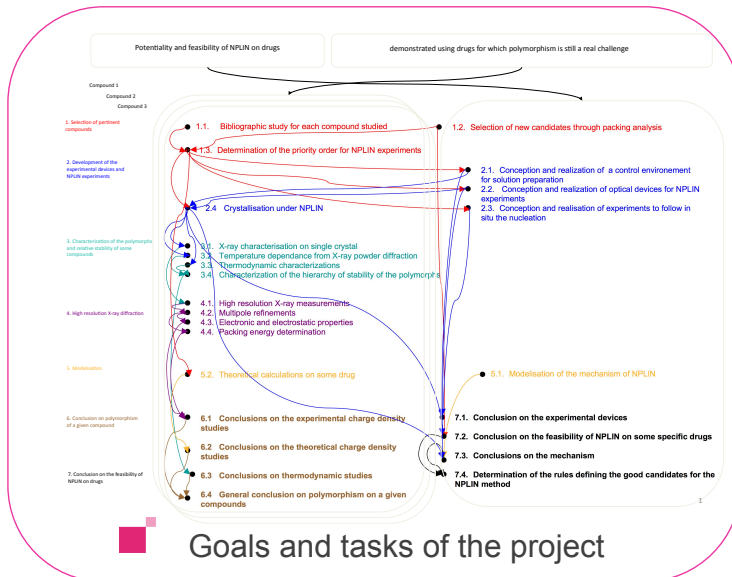
NPLIN-4-drug

Non Photochemical Light Induced Nucleation for drugs

A. Spasojevic-de Biré¹, A. Iknj¹, B. Clair¹, N. Guiblin¹, I. Kornev¹, X. Shi¹, J. Long¹, H. Yang¹, W. Li¹, A. Mendre¹, P. Scoufflaire², E. Jean-Bart², J. Beaunier², F. Saiag², P. Espeau³, Y. Corvis³, C. Alzina³, N. E. Ghermani⁴, N. El Hassan⁴, F. Dumas⁵, S. Veessler⁶, Z. Hammadi⁶



Journées Nationales en Nanosciences et Nanotechnologies 2011



Goals and tasks of the project

Polymorphism studies important in the industrial pharmaceutical context

Method developed on urea [1], glycine [2], L-histidine [3], Hen Egg White Lysozyme [4], Pentyl cyanobiphenyl [5], KCl [6], protein [7]

1) Garetz B.A. et al. Phys. Rev. Lett. 1996, 18, 3475-3476; Yoshikawa H.Y. et al. Jpn. J. Appl. Phys. 2006; Yoshikawa H.Y. et al. Cryst. Growth Des. 2006, 6, 302-305; Yoshikawa H.Y. et al. Jpn. J. Appl. Phys. 2006, L234-236; [2] Zaccaro J., et al. Cryst. Growth Des. 2001, 1, 5-8; Garetz B.A. et al. Phys. Rev. Lett. 2002, 17, Matic J. Ph.D. 2005; Matic J. et al. Cryst. Growth Des. 2005, 5, 1565-1567; Sun X.Y. et al. Cryst. Growth Des. 2006, 6, 684-689; Sugiyama T. et al. Chem. Lett. 2007, 12, 1480-1481; Sun X.Y. Ph.D. 2008; Sugiyama T. et al. Chem. Lett. 2009, 15, 462-463; [3] Sun X.Y. et al. Cryst. Growth Des. 2008, 8, 1750-1722; [4] Lee I.S. et al. Cryst. Growth Des. 2008, 8, 4258-4261; [5] Sun X.Y. et al. Phys. Rev. Lett. 2009, 2, [6] Alexander A.J. et al. Cryst. Growth Des. 2009, 9, 958-963; Dullius A.J. et al. J. Am. Chem. Soc. 2009, 131, 11676-11677; Ward M.R. et al. Phys. Rev. Lett. 2009, 481, 25-28; [7] Murali R. et al. Appl. Phys. Lett. 2010, 96.

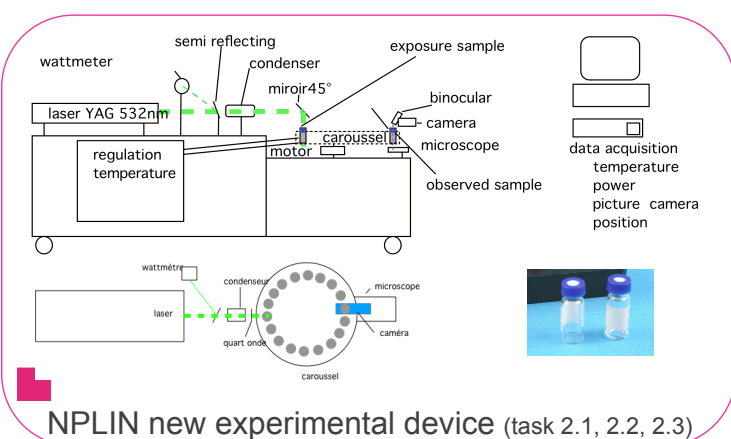
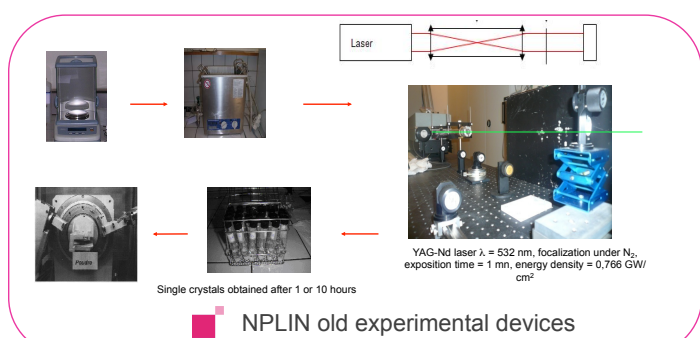
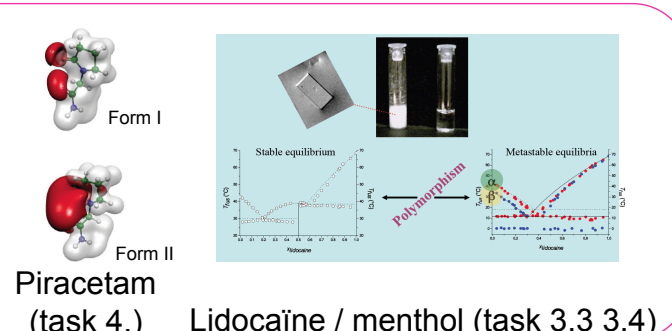
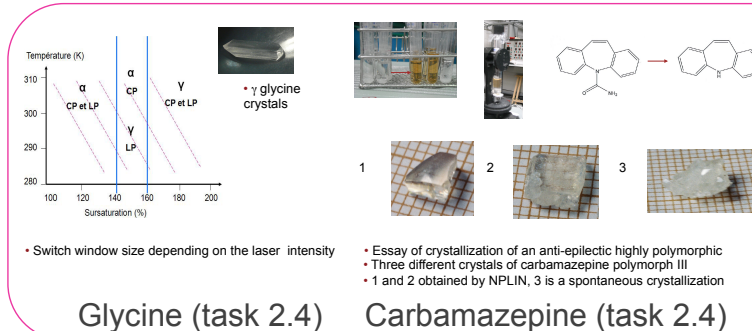
Context



- Co-existence of clusters of polarisability tensors of different symmetry: « disk-like » or « rod-like »
- Role of the induced dipolar moment depending on the clusters type

$$\frac{N(\alpha_{\text{parallèle}} - \alpha_{\text{perpendiculaire}})^2}{45\epsilon_0 n_0 K_b T}$$

Possible mechanism : Kerr effect



Production scientifique (publications, brevets)

[1] J. Prevost, H. Yang, F. Dumas, P. Scoufflaire, A. Spasojević – de Biré, « Non Photochemical Light Induced Nucleation. A tool to crystallize polymorphs on demand ? Application to carbamazepine » XVII Conference of Serbian Crystallographic Society, Ivajnica (Ser), juin 2010
 [2] B. Clair, A. Iknj, H. Yang, F. Dumas, P. Scoufflaire, A. Spasojević – de Biré « Non Photochemical Light Induced Nucleation. A tool to crystallize polymorphs on demand ? » CPOSS meeting, London, Grande-Bretagne, 30 mars 2011
 [3] A. Iknj, B. Clair, H. Yang, F. Dumas, P. Scoufflaire, A. Spasojević – de Biré « Non Photochemical Light Induced Nucleation. A tool to crystallize polymorphs on demand ? » IV congrès algérien de cristallographie, Kenchela, Algérie, 14-16 mai 2011,
 [4] Y. Corvis, P. Espeau, « Physicochemical stability of solid dispersions of enantiomeric or racemic ibuprofen in stearic acid. » J. Pharm. Sci., 2011, 100, 5235-5243.
 [5] M.H. Chambrier, N. Bouhnaïda, F. Bonhomme, S. Lebegue, J.M.Gillet, C. Jelsch, N.E. Ghermani « Electron and Electrostatic Properties of Three Crystal Forms of Piracetam » Cryst. Growth & Design, 2011, 11 (6), 2528-2539