



**HAL**  
open science

# Complex-Eigenfrequency Band Structure of Viscoelastic Phononic Crystals

Tingting Wang, Vincent Laude, Muamer Kadic, Yan Wang, Yue Wang

► **To cite this version:**

Tingting Wang, Vincent Laude, Muamer Kadic, Yan Wang, Yue Wang. Complex-Eigenfrequency Band Structure of Viscoelastic Phononic Crystals. *Applied Sciences*, 2019, 9 (14), pp.2825 (11). <hal-02300035>

**HAL Id: hal-02300035**

**<https://hal.science/hal-02300035v1>**

Submitted on 29 Sep 2019

**HAL** is a multi-disciplinary open access archive for the deposit and dissemination of scientific research documents, whether they are published or not. The documents may come from teaching and research institutions in France or abroad, or from public or private research centers.


L'archive ouverte pluridisciplinaire **HAL**, est destinée au dépôt et à la diffusion de documents scientifiques de niveau recherche, publiés ou non, émanant des établissements d'enseignement et de recherche français ou étrangers, des laboratoires publics ou privés.



HAL Authorization

Article

# Complex-eigenfrequency band structure of viscoelastic phononic crystals

Ting-Ting Wang <sup>1,2</sup>, Vincent Laude <sup>2\*</sup> , Muamer Kadic <sup>2</sup> , Yan-Feng Wang <sup>1,3</sup> and Yue-Sheng Wang <sup>1,3</sup>

<sup>1</sup> Institute of Engineering Mechanics, Beijing Jiaotong University, 100044 Beijing, China

<sup>2</sup> Institut FEMTO-ST, Université Bourgogne Franche-Comté, CNRS, 25030 Besançon, France

<sup>3</sup> School of Mechanical Engineering, Tianjin University, 300350 Tianjin, China

\* Correspondence: vincent.laude@femto-st.fr

Version July 3, 2019 submitted to Appl. Sci.

**Featured Application:** The method in this paper applies to the prediction of temporal damping in phononic crystal structures composed of materials that can be described by a viscoelastic model such that the imaginary part of elastic constants is proportional to frequency.

**Abstract:** The consideration of material losses in phononic crystals leads naturally to the introduction of complex valued eigenwavevectors or eigenfrequencies representing the attenuation of elastic waves in space or in time, respectively. Here, we propose a new technique to obtain phononic band structures with complex eigenfrequencies but real wavevectors, in the case of viscoelastic materials, whenever elastic losses are proportional to frequency. Complex-eigenfrequency band structures are obtained for a sonic crystal in air, and steel/epoxy and silicon/void phononic crystals, with realistic viscous losses taken into account. It is further found that the imaginary part of eigenfrequencies are well predicted by perturbation theory and are mostly independent of periodicity, i.e. they do not account for propagation losses but for temporal damping of Bloch waves.

**Keywords:** phononic crystal; band structure; viscoelasticity; complex band structure

## 1. Introduction

Phononic crystals for elastic waves are classical analogs to crystal lattices for phonons [1,2]. They are described with continuum mechanics and can also be viewed as periodic composites. At the frequencies involved, that go from audible sound (a few Hz), to ultrasound (up to a few tens of GHz), it is usual to neglect material losses in a first approximation. In any solid material, however, material loss is present and ultimately increases with frequency. The Kelvin-Voigt viscoelastic model for isotropic solid materials, that turns Young's modulus  $E$  into a complex and dispersive number  $E + i\omega\eta$  with  $\omega$  the angular frequency and  $\eta$  the viscosity, applies well at ultrasonic frequencies. In crystals such as silicon or quartz, material loss can often be modeled by adding an imaginary part to the elastic tensor, in a first approximation proportional to the frequency [3,4]. As a result, the elastic tensor  $c_{ijkl}$  becomes the complex valued tensor  $c_{ijkl} + i\omega\eta_{ijkl}$ , with  $\eta_{ijkl}$  the phonon viscosity tensor. Sonic crystals for acoustic waves also contain viscous fluids that can be described by a dynamical viscosity leading to a bulk modulus whose imaginary part increases proportionally to frequency. This applies to common fluids supporting sound propagation, such as air and water.

In the literature on phononic crystals, having a reliable measure of the effect of material loss on wave propagation has been a standing salient problem, with obvious practical implications [5–14]. Since the band structure gives the dispersion relation of Bloch waves, i.e. of the eigenmodes of phononic crystals, it is natural to try and generalize it to complex quantities describing attenuation in

space or damping in time. The complex band structure gives the complex-valued Bloch wavevector as a function of real frequency [7,15,16]. It is in essence well suited to the description of the attenuation in space of monochromatic waves originating from a source of finite extent excited at a given frequency. There are other situations where the wavevector can be imposed, such as with laser generated ultrasound, but waves will be damped as time goes by after the excitation process. [Enhanced energy damping in metamaterials has also been proposed](#) [17,18]. It is the purpose of this paper to propose a complex-eigenfrequency band structure method that is suited for viscoelastic materials. In the following, an augmented complex eigenvalue problem is defined using an auxiliary field technique, giving direct damping information for every Bloch wave in the band structure. Examples are given for a sonic crystal of rigid scatterers in air, for steel-epoxy phononic crystals, and for a holey silicon phononic crystal. It is found that numerical results follow closely the perturbation theory in Ref. [11], according to which the damping of a given Bloch wave can be estimated at any frequency from a volume average of the viscoelastic constituents weighted by the Bloch wave distribution. In particular, the complex-eigenfrequency band structure  $\omega(k)$  does not capture any spatial propagation information but provides one with information complementary to the complex band structure  $k(\omega)$ .

## 2. Theory

### 2.1. Complex eigenvalue problem

We consider a primitive unit-cell of an artificial crystal, such as those depicted in Figures 1-3. Elastic Bloch waves have a displacement vector of the form  $\mathbf{U}(\mathbf{r}, t) = \mathbf{u}(\mathbf{r}) \exp(i(\omega t - \mathbf{k} \cdot \mathbf{r}))$  where  $\mathbf{u}(\mathbf{r})$  is the periodic part of the Bloch wave,  $\omega$  is the angular frequency,  $t$  is the time variable, and  $\mathbf{k}$  is the Bloch wavevector. In elastic solids, the stress and strain tensors are related by Hooke's law via the order-4 elastic tensor  $c_{ijkl}$ . Bloch waves of phononic crystals are obtained by solving an eigenfrequency problem under periodic boundary conditions. In viscoelastic solids, Hooke's law is generalized to a complex-valued elastic tensor  $c_{ijkl} + i\omega\eta_{ijkl}$ , with  $\eta_{ijkl}$  the order-4 phonon viscosity tensor. The imaginary part is thus explicitly proportional to the angular frequency. As a result, the eigenfrequency problem becomes non trivial, since the matrix coefficients depend on frequency. A complex eigenfrequency band structure can anyway be obtained using the method described in the following and with the assumption that viscoelastic losses are proportional to  $\omega$ . We start with the formal eigenproblem with a viscoelastic term

$$(\mathbf{K}(\mathbf{k}) + i\omega\mathbf{V}(\mathbf{k}) - \omega^2\mathbf{M})\mathbf{u} = 0, \quad (1)$$

with  $\mathbf{u}$  a vector of the degrees of freedom (d.o.f),  $\mathbf{K}$  a stiffness matrix,  $\mathbf{M}$  a mass matrix, and  $\mathbf{V}$  a viscosity matrix. Note that both the stiffness matrix and the viscosity matrix are a function of the Bloch wavevector  $\mathbf{k}$ ; we omit the dependence on  $\mathbf{k}$  in the rest of this sub-section for simplicity of the presentation. The mass matrix generally has constant coefficients. All matrices are square and the number of lines equals the number of d.o.f of the system. We set  $\lambda = i\omega$  and rewrite Eq. (1)

$$(\mathbf{K} + \lambda\mathbf{V} + \lambda^2\mathbf{M})\mathbf{u} = 0. \quad (2)$$

This second-degree polynomial eigen-equation is equivalent to the first-degree system of equations

$$\mathbf{v} = \lambda\mathbf{u}, \quad (3)$$

$$\mathbf{K}\mathbf{u} + \lambda\mathbf{V}\mathbf{u} + \lambda\mathbf{M}\mathbf{v} = 0, \quad (4)$$

or finally equivalent to the double-size eigenvalue problem

$$\begin{pmatrix} \mathbf{K} & 0 \\ 0 & 1 \end{pmatrix} \begin{pmatrix} \mathbf{u} \\ \mathbf{v} \end{pmatrix} = \lambda \begin{pmatrix} -\mathbf{V} & -\mathbf{M} \\ 1 & 0 \end{pmatrix} \begin{pmatrix} \mathbf{u} \\ \mathbf{v} \end{pmatrix}. \quad (5)$$

68 This asymmetric eigenvalue problem yields complex eigenvalues, and hence the  
 69 complex-eigenfrequency band structure. The wavevector  $\mathbf{k}$  enters via the dependence of matrices  $\mathbf{K}$   
 70 and  $\mathbf{V}$ . Note that the eigensystem can be written in an Hermitian symmetric form, providing the mass  
 71 matrix can be inverted and is symmetric, and both  $K$  and  $V$  are Hermitian symmetric, e.g.

$$\begin{pmatrix} \mathbf{K} & 0 \\ 0 & -\mathbf{M}^{-1} \end{pmatrix} \begin{pmatrix} \mathbf{u} \\ -\mathbf{M}\mathbf{v} \end{pmatrix} = \lambda \begin{pmatrix} -\mathbf{V} & 1 \\ 1 & 0 \end{pmatrix} \begin{pmatrix} \mathbf{u} \\ -\mathbf{M}\mathbf{v} \end{pmatrix} \quad (6)$$

72 As a result, eigenvalues come in complex conjugate pairs  $(\lambda, \lambda^*)$ . Each pair of eigenfrequencies have  
 73 the same real part (and hence propagation constant) but opposite imaginary part. The eigenfrequency  
 74 with positive imaginary part is a mode of vibration that attenuates in time, whereas the eigenfrequency  
 75 with negative imaginary part is a mode of vibration that amplifies in time. Note that their respective  
 76 excitation is dictated by initial boundary conditions. For instance, specifying that the energy in the  
 77 mode cannot grow to infinity with increasing time disqualifies the amplifying mode of vibration.

## 78 2.2. Phononic crystal containing viscoelastic materials

79 We now specify how to obtain an equation of the form (1) for a phononic crystal composed of  
 80 viscoelastic materials. For elastic waves in solids, the elastodynamic equation for the displacement  
 81 vector components  $U_i$  can be written as the partial differential equation [2]

$$-[(c_{ijkl}(\mathbf{r}) + i\omega\eta_{ijkl}(\mathbf{r}))U_{k,l}(\mathbf{r})]_{,j} = \omega^2\rho(\mathbf{r})U_i(\mathbf{r}) \quad (7)$$

82 A variational formulation of the problem of Bloch wave propagation allows one to write the eigenvalue  
 83 problem in the form (1). Note that we consider the periodic part of the elastic Bloch waves as the  
 84 variables for the variational formulation. A weak form suitable for finite element implementation  
 85 can be obtained directly by considering a mixed finite element space with variables  $(\mathbf{u}, \mathbf{v})$  and test  
 86 functions  $(\mathbf{u}', \mathbf{v}')$  and reads (where the dependence of functions on the space coordinates is implicit)

$$\int_{\Omega} \begin{pmatrix} \mathbf{u}' \\ \mathbf{v}' \end{pmatrix}^T \begin{pmatrix} (\nabla + i\mathbf{k})c(\nabla - i\mathbf{k}) & 0 \\ 0 & 1 \end{pmatrix} \begin{pmatrix} \mathbf{u} \\ \mathbf{v} \end{pmatrix} = \lambda \int_{\Omega} \begin{pmatrix} \mathbf{u}' \\ \mathbf{v}' \end{pmatrix}^T \begin{pmatrix} -(\nabla + i\mathbf{k})\eta(\nabla - i\mathbf{k}) & -\rho \\ 1 & 0 \end{pmatrix} \begin{pmatrix} \mathbf{u} \\ \mathbf{v} \end{pmatrix} \quad (8)$$

87 under periodic boundary conditions. This is the formulation we use for implementation of the  
 88 complex-eigenfrequency band structures in Sections 3.2 and 3.3. The different matrices thus have the  
 89 following formal expressions

$$K(\mathbf{k}) = \int_{\Omega} (u'_{i,j} + ik_j u'_i) c_{ijkl} (u_{k,l} - ik_l u_k), \quad (9)$$

$$V(\mathbf{k}) = \int_{\Omega} (u'_{i,j} + ik_j u'_i) \eta_{ijkl} (u_{k,l} - ik_l u_k), \quad (10)$$

$$M = \int_{\Omega} u'_i \rho v_i. \quad (11)$$

90 2.3. Extension to sonic crystals

91 Acoustic Bloch waves have a pressure field of the form  $P(\mathbf{r}, t) = p(\mathbf{r}) \exp(i(\omega t - \mathbf{k} \cdot \mathbf{r}))$  with  $p(\mathbf{r})$   
 92 the periodic part of the pressure field. Wave propagation in a sonic crystal can be written as the partial  
 93 differential equation

$$-[\rho(\mathbf{r})^{-1}P_{,j}(\mathbf{r})]_{,j} = \omega^2(B(\mathbf{r}) + i\omega\eta(\mathbf{r}))^{-1}P(\mathbf{r}). \quad (12)$$

94 Here the elastic modulus  $B$  and the viscosity  $\eta$  are scalar functions of position. Generally speaking, we  
 95 have a problem to obtain an equation of the form (1) since the kinetic part of the equation involves the  
 96 inverse function  $(B(\mathbf{r}) + i\omega\eta(\mathbf{r}))^{-1}$ . Restricting the problem to a single homogeneous viscous fluid,  
 97 however, the material constants are independent of space coordinates and (12) can be multiplied by  
 98  $1 + i\omega\eta/B$  to get

$$-\left[\frac{1}{\rho}P_{,j}(\mathbf{r})\right]_{,j} - \left[\frac{i\omega\eta}{\rho B}P_{,j}(\mathbf{r})\right]_{,j} = \omega^2\frac{1}{B}P(\mathbf{r}). \quad (13)$$

99 As a result, we can introduce  $q = i\omega p$  and the test functions  $(p', q')$  to obtain the following variational  
 100 formulation

$$\int_{\Omega} \begin{pmatrix} p' \\ q' \end{pmatrix}^T \begin{pmatrix} (\nabla + i\mathbf{k})\frac{1}{\rho}(\nabla - i\mathbf{k}) & 0 \\ 0 & 1 \end{pmatrix} \begin{pmatrix} p \\ q \end{pmatrix} = \lambda \int_{\Omega} \begin{pmatrix} p' \\ q' \end{pmatrix}^T \begin{pmatrix} -(\nabla + i\mathbf{k})\frac{\eta}{\rho B}(\nabla - i\mathbf{k}) & -\frac{1}{B} \\ 1 & 0 \end{pmatrix} \begin{pmatrix} p \\ q \end{pmatrix} \quad (14)$$

101 under periodic boundary conditions. The different matrices thus have the following formal expressions

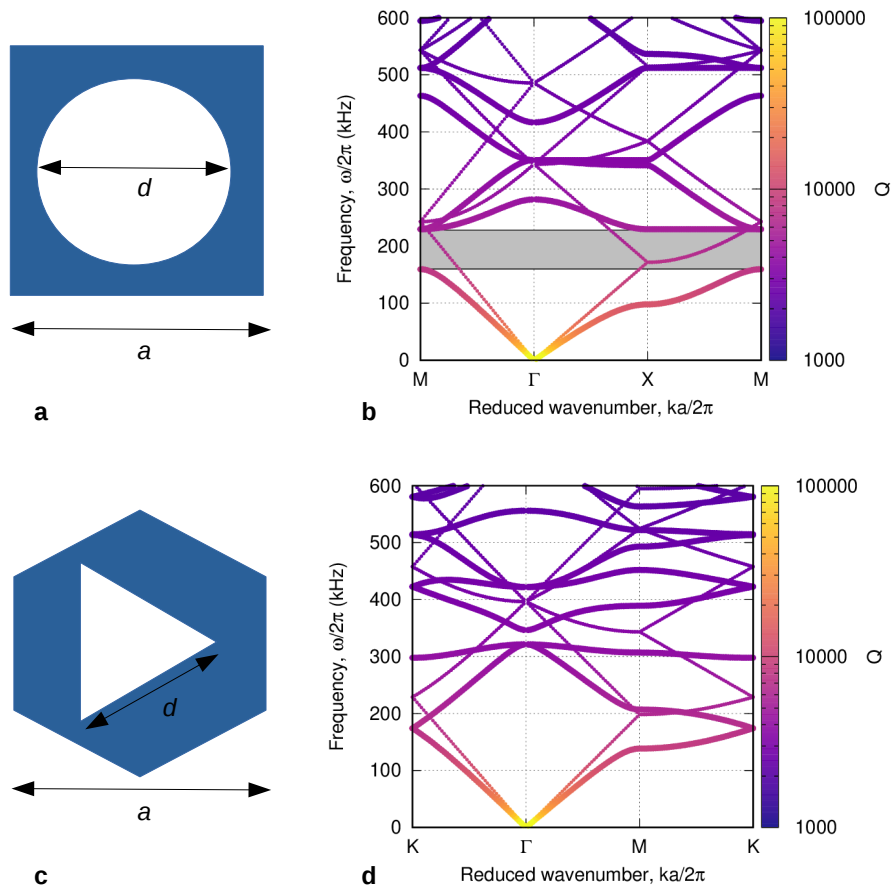
$$K(\mathbf{k}) = \int_{\Omega} (\nabla q + i\mathbf{k}q)\frac{1}{\rho}(\nabla p - i\mathbf{k}p), \quad (15)$$

$$V(\mathbf{k}) = \int_{\Omega} (\nabla q + i\mathbf{k}q)\frac{\eta}{\rho B}(\nabla p - i\mathbf{k}p), \quad (16)$$

$$M = \int_{\Omega} p'\frac{1}{B}q. \quad (17)$$

**Table 1.** Independent material constants used in this work.

<b>Air</b>	$\rho = 1.2041 \text{ kg/m}^3$ $B = 142 \text{ kPa}$ $\eta = 0.0183 \text{ mPa}\cdot\text{s}$		
<b>Epoxy</b> (isotropic)	$\rho = 7780 \text{ kg/m}^3$ $c_{11} = 7.54 \text{ GPa}$ $\eta_{11} = 1 \text{ Pa}\cdot\text{s}$	$c_{66} = 1.48 \text{ GPa}$ $\eta_{66} = 0.25 \text{ Pa}\cdot\text{s}$	
<b>Steel</b> (isotropic)	$\rho = 1142 \text{ kg/m}^3$ $c_{11} = 264 \text{ GPa}$	$c_{66} = 84 \text{ GPa}$	
<b>Silicon</b> (cubic)	$\rho = 2331 \text{ kg/m}^3$ $c_{11} = 165.7 \text{ GPa}$ $\eta_{11} = 1.505 \text{ mPa}\cdot\text{s}$	$c_{66} = 79.62 \text{ GPa}$ $\eta_{66} = 0.553 \text{ mPa}\cdot\text{s}$	$c_{12} = 63.9 \text{ GPa}$ $\eta_{12} = -0.532 \text{ mPa}\cdot\text{s}$



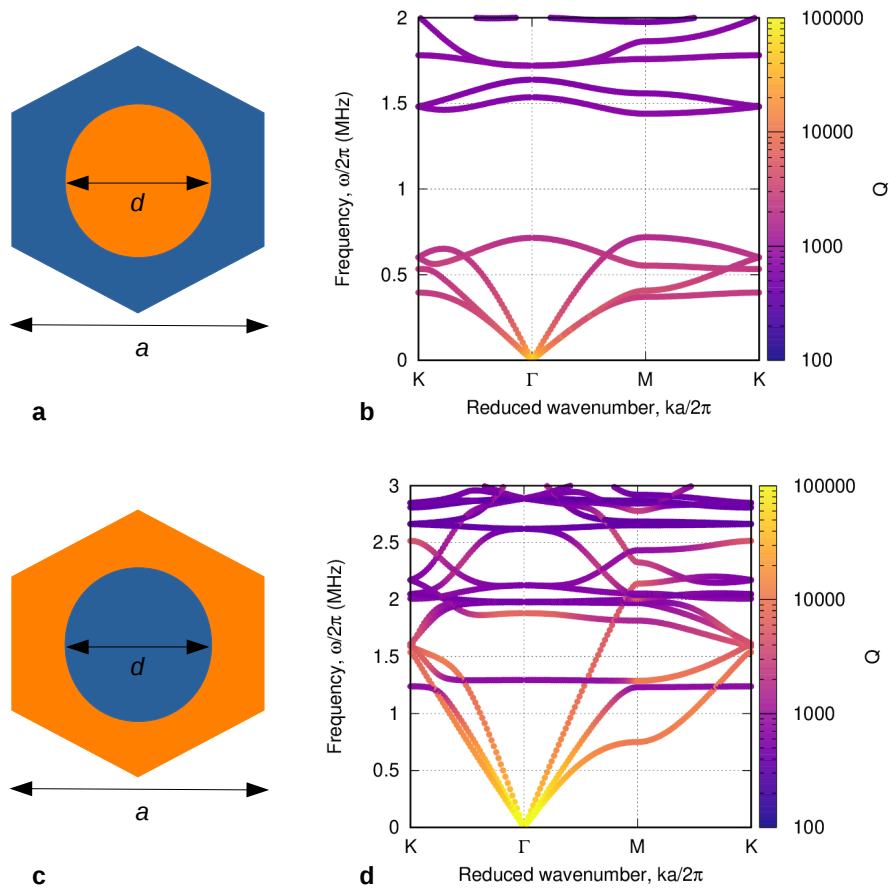
**Figure 1.** Two-dimensional sonic crystal of rigid rods in air. The lattice constant is  $a = 1$  mm. (a) Unit cell of a square lattice sonic crystal with cylindrical rods and  $d/a = 0.85$ , and (b) the corresponding complex-eigenfrequency band structure. (c) Unit cell of a hexagonal lattice sonic crystal with triangular rods and  $d/a = 0.7$ , and (d) the corresponding complex-eigenfrequency band structure. The color scale of the band diagrams correspond to the quality factor  $Q$  of each Bloch eigenstate.

### 102 3. Results

103 The variational formulations of the previous section were implemented with the finite element  
 104 method with language FreeFem++ [19]. Obviously, this choice is not unique and other finite element  
 105 codes could be employed for the same purpose. In the following of this section, we consider  
 106 representative two-dimensional artificial crystals. Their unit cells are represented on a finite element  
 107 mesh enclosed by boundaries. Periodic boundary conditions are applied on the external boundaries.  
 108 Lagrange finite elements of degree 2 are used for the approximation of all unknown and test functions.

#### 109 3.1. Sonic crystal of rigid rods in air

110 As a first example, we consider a two-dimensional sonic crystal of rigid rods in air, as was for  
 111 instance considered experimentally by Miyashita for cylindrical rods [20,21] and by Lu et al. for  
 112 triangular rods [22]. The solid rods are supposed to be sufficiently heavy and stiff that only negligible  
 113 elastic waves can be excited inside them for sound waves incident from air. As a result, the unit-cell  
 114 of the crystal depicted in Fig. 1(a) (square lattice) or Fig. 1(c) (hexagonal lattice) is composed of a  
 115 hollow air square or hexagon. With only a single fluid constituent, the theory of Sec. 2.3 can be applied.  
 116 The viscosity of air is conventionally 0.0183 mPa.s at a temperature of 20°C, as reported in Table 1.  
 117 Combined with an elastic modulus  $B = 142$  kPa, one would expect theoretically for longitudinal plane  
 118 waves a quality factor  $Q = \frac{B}{\omega\eta} = 12350$  at a frequency of 100 kHz [3]. For the  $m$ -th band of the crystal,  
 119 the quality factor is estimated from the complex eigenfrequencies as



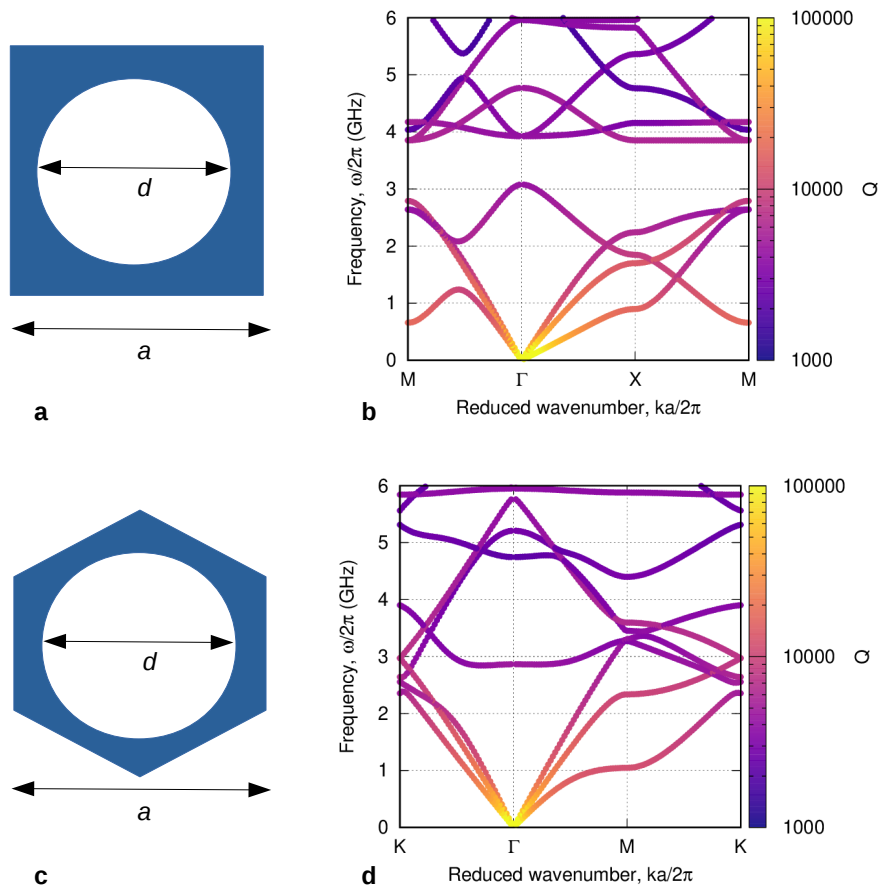
**Figure 2.** Two-dimensional phononic crystals composed of epoxy and steel. The lattice is hexagonal, the lattice constant is  $a = 1$  mm and  $d/a = 0.7$ . Only epoxy is considered viscoelastic while viscous loss in steel is neglected. (a) Unit cell for epoxy matrix and cylindrical steel rods, and (b) the corresponding complex-eigenfrequency band structure. The large complete band gap is of the Bragg type. (c) Unit cell for steel matrix and cylindrical epoxy rods, and (d) the corresponding complex-eigenfrequency band structure. The color scale of the band diagrams correspond to the quality factor  $Q$  of each Bloch eigenstate.

$$Q_m(\mathbf{k}) = \frac{\text{Re}[\omega_m(\mathbf{k})]}{2\text{Im}[\omega_m(\mathbf{k})]}. \quad (18)$$

120 Figure 1 shows the complex-eigenfrequency band structures in the square and the hexagonal lattice  
 121 cases, for lattice constant  $a = 1$  mm. Also plotted are the empty-lattice models obtained when there  
 122 is no rod in the unit-cell. Though the band structures are very different if the rod is present or not,  
 123 the quality factor appears to be the same in both case. Actually,  $Q$  is simply inversely proportional to  
 124 frequency in this single-fluid case (see the discussion of Section 4).

### 125 3.2. Epoxy-steel phononic crystal

126 The width of the Bragg band gaps of solid-solid phononic crystals is known to be favored by a  
 127 high contrast between the elastic constants and the mass density of the constituent solids, in case of  
 128 hard and heavy inclusions in a soft and light matrix. Phononic crystals of steel rods or spheres in an  
 129 epoxy matrix are an archetypal example, in both 2D [23] and 3D [24,25]. With lattice constants of the  
 130 order of millimeters, attenuation was not observed to be problematic for experiments, though epoxy  
 131 materials are presumably viscoelastic. The viscosity of epoxy materials is quite variable, depending



**Figure 3.** Two-dimensional phononic crystals composed of holes in silicon. The lattice constant is  $a = 1 \mu\text{m}$ . (a) Unit cell of a square lattice phononic crystal with  $d/a = 0.833$  and (b) the corresponding complex-eigenfrequency band structure. (c) Unit cell of a hexagonal lattice sonic crystal with  $d/a = 0.7$  and (d) the corresponding complex-eigenfrequency band structure. The color scale of the band diagrams correspond to the quality factor  $Q$  of each Bloch eigenstate.

132 on the composition and on the processes used. We consider in Table 1 rather arbitrary values for the  
 133 viscosity tensor of epoxy, for illustration purposes. Here, the viscosity of steel is neglected with respect  
 134 to that of epoxy. For the 2D hexagonal lattice phononic crystal of cylindrical steel rods in an epoxy  
 135 matrix depicted in Fig. 2(a), the complex-eigenfrequency band structure shown in Fig. 2(b) as a large  
 136 Bragg band gap [23] and the quality factor  $Q$  decreases again hyperbolically with increasing frequency.

137 If the roles of steel and epoxy are reversed, for the case of epoxy rods in a steel matrix depicted  
 138 in Fig. 2(c), then it is known that Bragg band gaps are not favored anymore but that local resonances  
 139 are induced [26–28]. In the complex-eigenfrequency band structure shown in Fig. 2(d), such a local  
 140 resonance appears for instance around a frequency of 1.25 MHz. It can be observed that the flatter bands  
 141 have a much smaller quality factor compared to steeper bands. Actually, and despite appearances,  
 142 this phenomenon is not related with band steepness but with the spatial distribution of Bloch waves  
 143 within the unit-cell, as discussed in Section 4.

### 144 3.3. phononic crystal of holes in silicon

145 Another system that has been often considered for microsonic applications is the case of holes in  
 146 a crystal matrix. In the case of silicon phononic crystals [29,30], cylindrical holes can be obtained by  
 147 etching at the microscale. The phonon viscosity tensor for silicon has been discussed e.g. in Ref. [31],  
 148 from which the values in Table 1 are taken. Alternative values are given by Helme and King [32]. For a  
 149 2D square lattice phononic crystal of holes in silicon depicted in Fig. 3(a), the complex-eigenfrequency

150 band structure shown in Fig. 3(b) has a clear Bragg band gap, whereas in the case of the 2D hexagonal  
 151 lattice depicted in Fig. 3(c) the band gap in Fig. 3(d) closes. More significantly, if it is again observed  
 152 that the quality factor varies as the inverse of frequency, there are different damping rates for the  
 153 different bands. As discussed in Section 4, this variability is anisotropic in nature and the quality factor  
 154 depends on the vector polarization of Bloch waves.

#### 155 4. Discussion

156 In all numerical results presented in Sec. 3, the imaginary parts of the viscoelastic constants were  
 157 much smaller than their real parts. These results are thus mainly relevant to the case where one is  
 158 interested in engineering wave propagation properties through a sonic or phononic crystal with small  
 159 damping. Of course, the equations defining the complex-eigenfrequency band structure also apply  
 160 beyond this small attenuation regime, as could be interesting for applications to the mitigation of  
 161 sound or vibrations. In the small damping limit, the first-order perturbation theory of Ref. [11] applies.  
 162 The main result of this theory in our context is that the relative variation of the frequency of a band at  
 163 a fixed value of the Bloch wavevector is given by

$$\frac{\delta\omega|_{\mathbf{k}}}{\omega} = \frac{1}{2}\omega \frac{\langle \nabla_{\mathbf{k}}\mathbf{u}|\eta|\nabla_{\mathbf{k}}\mathbf{u} \rangle}{\langle \nabla_{\mathbf{k}}\mathbf{u}|c|\nabla_{\mathbf{k}}\mathbf{u} \rangle} \quad (19)$$

164 where

$$\langle \nabla_{\mathbf{k}}\mathbf{u}|c|\nabla_{\mathbf{k}}\mathbf{u} \rangle = \int_{\Omega} (u_{i,j}^* + ik_j u_i^*) c_{ijkl} (u_{k,l} - ik_l u_k), \quad (20)$$

$$\langle \nabla_{\mathbf{k}}\mathbf{u}|\eta|\nabla_{\mathbf{k}}\mathbf{u} \rangle = \int_{\Omega} (u_{i,j}^* + ik_j u_i^*) \eta_{ijkl} (u_{k,l} - ik_l u_k). \quad (21)$$

165 The latter equations are the spatial averages of the real and imaginary part of the viscoelastic tensor  
 166 taken with respect to the particular Bloch wave considered. They include all the influence of the details  
 167 of the crystal on the appearance of an imaginary part for the eigenfrequency. The quality factor for  
 168 band  $m$  can then be estimated as

$$Q_m(\mathbf{k}) = \frac{\langle \nabla_{\mathbf{k}}\mathbf{u}|c|\nabla_{\mathbf{k}}\mathbf{u} \rangle}{\omega_m(\mathbf{k}) \langle \nabla_{\mathbf{k}}\mathbf{u}|\eta|\nabla_{\mathbf{k}}\mathbf{u} \rangle}. \quad (22)$$

169 A practical algorithm, and an alternative to the theory of Sec. 3 in the limit of small viscoelasticity,  
 170 is to solve for the lossless band structure first, thus obtaining the real eigenvalues  $\omega_m(\mathbf{k})$  and their  
 171 corresponding Bloch waves. Eq. (22) then gives a first-order perturbation theory estimate of the quality  
 172 factor for any band.

173 When there is a single homogeneous material in a sonic crystal, e.g. as is the case for the air crystal  
 174 with rigid inclusions of Fig. 1, the relative frequency variation simplifies to

$$\frac{\delta\omega|_{\mathbf{k}}}{\omega} = \frac{1}{2}\omega \frac{\eta}{B}, \quad (23)$$

175 i.e. the distribution of the Bloch wave has no incidence on the result and the quality factor has the same  
 176 expression as for a plane wave in an homogeneous medium,  $Q = \frac{B}{\omega\eta}$ . This is the reason why the sonic  
 177 crystal and the empty lattice model show the same variation of the quality factor with frequency in  
 178 Fig. 1. Note that the quality factor is also independent of the filling fraction of the crystal in this scalar  
 179 homogeneous case. When there is a single homogeneous but anisotropic material in a phononic crystal,  
 180 as is the case for the holey silicon crystal of Fig. 3, similar conclusions can be drawn but the quality

181 factor is not independent of the filling fraction and it further depends on the direction of propagation  
 182 and on the polarization of the particular Bloch wave, i.e. the ratio of the material averages  $\langle C \rangle / \langle \eta \rangle$   
 183 is different for quasi longitudinal and quasi shear Bloch waves. As a consequence, considering the  
 184 empty lattice model in this case would not be meaningful.

185 In the case of a phononic crystal with several constituents, as in the case of steel-epoxy crystals in  
 186 Fig. 2, the material averages can be decomposed over matrix and inclusion regions according to

$$\frac{\delta\omega|_{\mathbf{k}}}{\omega} = \frac{i}{2}\omega \frac{\langle \nabla_{\mathbf{k}}\mathbf{u}|\eta|\nabla_{\mathbf{k}}\mathbf{u} \rangle_{\text{matrix}} + \langle \nabla_{\mathbf{k}}\mathbf{u}|\eta|\nabla_{\mathbf{k}}\mathbf{u} \rangle_{\text{incl.}}}{\langle \nabla_{\mathbf{k}}\mathbf{u}|c|\nabla_{\mathbf{k}}\mathbf{u} \rangle_{\text{matrix}} + \langle \nabla_{\mathbf{k}}\mathbf{u}|c|\nabla_{\mathbf{k}}\mathbf{u} \rangle_{\text{incl.}}} \quad (24)$$

187 As a result, damping further depends on the spatial distribution of the Bloch wave. For instance, in  
 188 the case of a local resonance that results from the hybridization of a resonance of an inclusion (i.e., a  
 189 flat band) with propagating waves in the matrix (i.e., a band with a given slope), the Bloch waves of  
 190 the flat band are generally localized inside the inclusion and suffer larger damping if the viscosity  
 191 of the inclusion is larger than the viscosity of the matrix. That is the situation observed for the local  
 192 resonances in Fig. 2(d).

193 We note that in comparison with the complex band structure that can be used for an arbitrary  
 194 dependence of the material constants with frequency [7,10,12], the complex eigenfrequency band  
 195 structure introduced in the present paper does not capture any effect linked with the spatial attenuation  
 196 of the Bloch waves as they propagate away from a source. Hence, the results we have obtained are  
 197 independent of the local group velocity and do not reveal anything regarding frustrated evanescent  
 198 Bloch waves or evanescent Bloch waves inside band gaps [7]. They essentially account for temporal  
 199 damping of Bloch waves in crystals and include the contribution of local resonances.

200 There are further situations where the complex-eigenfrequency band structure could be useful  
 201 and we indicate some of them as perspectives. In the case of a defect cavity embedded in a very  
 202 large crystal, the method would give the quality factor of the resonance, if combined with a super-cell  
 203 technique. Beyond time-harmonic excitations, transient or short pulse excitations are equally important  
 204 for experiments. Since damped eigenmodes provide a complete basis for analysis of the frequency  
 205 response function (FRF) of structures, the general methodology of the linear combination of damped  
 206 eigenmodes can be combined with the complex-eigenfrequency band structure.

207 **Author Contributions:** Conceptualization, Ting-Ting Wang and Vincent Laude; Funding acquisition, Muamer  
 208 Kadic and Yue-Sheng Wang; Methodology, Vincent Laude and Muamer Kadic; Project administration, Vincent  
 209 Laude, Yan-Feng Wang and Yue-Sheng Wang; Software, Ting-Ting Wang and Vincent Laude; Validation, Muamer  
 210 Kadic and Yan-Feng Wang; Writing – original draft, Ting-Ting Wang and Vincent Laude; Writing – review &  
 211 editing, Muamer Kadic, Yan-Feng Wang and Yue-Sheng Wang.

212 **Funding:** This research was funded by the EIPHI Graduate School (contract ANR-17-EURE-0002), the French  
 213 Investissements d’Avenir program, project ISITE-BFC (contract ANR-15-IDEX-03), and the National Natural  
 214 Science Foundation of China (11702017 and 11532001).

215 **Conflicts of Interest:** The authors declare no conflict of interest. The funders had no role in the design of the  
 216 study; in the collection, analyses, or interpretation of data; in the writing of the manuscript, or in the decision to  
 217 publish the results.

## 218 References

- 219 1. Kushwaha, M.S.; Halevi, P.; Dobrzynski, L.; Djafari-Rouhani, B. Acoustic band structure of periodic elastic  
 220 composites. *Phys. Rev. Lett.* **1993**, *71*, 2022–2025. doi:10.1103/PhysRevLett.71.2022.
- 221 2. Laude, V. *Phononic Crystals: Artificial Crystals for Sonic, Acoustic, and Elastic Waves*; De Gruyter, 2015.
- 222 3. Auld, B.A. *Acoustic Fields and Waves in Solids*; Wiley: New-York, 1973.
- 223 4. Royer, D.; Dieulesaint, E. *Elastic waves in solids*; Wiley: New York, 1999.
- 224 5. Psarobas, I.E. Viscoelastic response of sonic band-gap materials. *Phys. Rev. B* **2001**, *64*, 012303.  
 225 doi:10.1103/PhysRevB.64.012303.

- 226 6. Liu, Y.; Yu, D.; Zhao, H.; Wen, J.; Wen, X. Theoretical study of two-dimensional phononic crystals with  
227 viscoelasticity based on fractional derivative models. *Journal of Physics D: Applied Physics* **2008**, *41*, 065503.  
228 doi:10.1088/0022-3727/41/6/065503.
- 229 7. Laude, V.; Achaoui, Y.; Benchabane, S.; Khelif, A. Evanescent Bloch waves and the complex band structure  
230 of phononic crystals. *Phys. Rev. B* **2009**, *80*, 092301. doi:10.1103/PhysRevB.80.092301.
- 231 8. Hussein, M.I. Theory of damped Bloch waves in elastic media. *Phys. Rev. B* **2009**, *80*, 212301.  
232 doi:10.1103/PhysRevB.80.212301.
- 233 9. Merheb, B.; Deymier, P.A.; Muralidharan, K.; Bucay, J.; Jain, M.; Alohyna-Lesuffleur, M.; Greger, R.W.;  
234 Mohanty, S.; Berker, A. Viscoelastic effect on acoustic band gaps in polymer-fluid composites. *Modelling  
235 and Simulation in Materials Science and Engineering* **2009**, *17*, 075013. doi:10.1088/0965-0393/17/7/075013.
- 236 10. Moiseyenko, R.P.; Laude, V. Material loss influence on the complex band structure and group velocity in  
237 phononic crystals. *Phys. Rev. B* **2011**, *83*, 064301. doi:10.1103/PhysRevB.83.064301.
- 238 11. Laude, V.; Escalante, J.M.; Martínez, A. Effect of loss on the dispersion relation of photonic and phononic  
239 crystals. *Phys. Rev. B* **2013**, *88*, 224302. doi:10.1103/PhysRevB.88.224302.
- 240 12. Wang, Y.F.; Wang, Y.S.; Laude, V. Wave propagation in two-dimensional viscoelastic metamaterials. *Phys.  
241 Rev. B* **2015**, *92*, 104110. doi:10.1103/PhysRevB.92.104110.
- 242 13. Krattiger, D.; Khajetourian, R.; Bacquet, C.L.; Hussein, M.I. Anisotropic dissipation in lattice  
243 metamaterials. *AIP Advances* **2016**, *6*, 121802. doi:10.1063/1.4973590.
- 244 14. Frazier, M.J.; Hussein, M.I. Generalized Bloch's theorem for viscous metamaterials: Dispersion and  
245 effective properties based on frequencies and wavenumbers that are simultaneously complex. *Comptes  
246 Rendus Physique* **2016**, *17*, 565–577. doi:10.1016/j.crhy.2016.02.009.
- 247 15. Psarobas, I.E.; Stefanou, N.; Modinos, A. Scattering of elastic waves by periodic arrays of spherical bodies.  
248 *Phys. Rev. B* **2000**, *62*, 278–291. doi:10.1103/PhysRevB.62.278.
- 249 16. Romero-García, V.; Sánchez-Pérez, J.V.; neira Ibáñez, S.C.; Garcia-Raffi, L.M. Evidences of evanescent Bloch  
250 waves in phononic crystals. *Appl. Phys. Lett.* **2010**, *96*, 124102. doi:10.1063/1.3367739.
- 251 17. Hussein, M.I.; Frazier, M.J. Metadamping: An emergent phenomenon in dissipative metamaterials **2013**.  
252 332, 4767–4774.
- 253 18. DePauw, D.; Al Ba'ba'a, H.; Nouh, M. Metadamping and energy dissipation enhancement via hybrid  
254 phononic resonators. *Extreme Mech. Lett.* **2018**, *18*, 36–44.
- 255 19. Hecht, F. New development in freefem++. *Journal of Numerical Mathematics* **2012**, *20*, 159–344.  
256 doi:10.1515/jnum-2012-0013.
- 257 20. Miyashita, T.; Inoue, C. Numerical investigations of transmission and waveguide properties of  
258 sonic crystals by finite-difference time-domain method. *Jpn. J. Appl. Phys.* **2001**, *40*, 3488.  
259 doi:10.1143/JJAP.40.3488.
- 260 21. Miyashita, T. Full band gaps of sonic crystals made of acrylic cylinders in air – Numerical and experimental  
261 investigations. *Jpn. J. App. Phys.* **2002**, *41*, 3170–3175. doi:10.1143/JJAP.41.3170.
- 262 22. Lu, J.; Qiu, C.; Ye, L.; Fan, X.; Ke, M.; Zhang, F.; Liu, Z. Observation of topological valley transport of  
263 sound in sonic crystals. *Nat. Phys.* **2017**, *13*, 369. doi:10.1038/nphys3999.
- 264 23. Vasseur, J.O.; Deymier, P.A.; Chenni, B.; Djafari-Rouhani, B.; Dobrzynski, L.; Prevost, D. Experimental and  
265 theoretical evidence for the existence of absolute acoustic band gaps in two-dimensional solid phononic  
266 crystals. *Phys. Rev. Lett.* **2001**, *86*, 3012–3015. doi:10.1103/PhysRevLett.86.3012.
- 267 24. Hsiao, F.L.; Khelif, A.; Moubchir, H.; Choujaa, A.; Chen, C.C.; Laude, V. Waveguiding inside the complete  
268 band gap of a phononic crystal slab. *Phys. Rev. E* **2007**, *76*, 056601. doi:10.1103/PhysRevE.76.056601.
- 269 25. Khelif, A.; Hsiao, F.L.; Choujaa, A.; Benchabane, S.; Laude, S. Octave omnidirectional band gap in  
270 a three-dimensional phononic crystal. *IEEE Trans. Ultrason., Ferroelec., Freq. Control* **2010**, *57*, 1621.  
271 doi:10.1109/TUFFC.2010.1592.
- 272 26. Liu, Z.; Zhang, X.; Mao, Y.; Zhu, Y.Y.; Yang, Z.; Chan, C.T.; Sheng, P. Locally Resonant Sonic Materials.  
273 *Science* **2000**, *289*, 1734. doi:10.1126/science.289.5485.1734.
- 274 27. Goffaux, C.; Sánchez-Dehesa, J.; Levy Yeyati, A.; Khelif, A.; Lambin, P.; Vasseur, J.O.; Djafari-Rouhani,  
275 B. Evidence of Fano-Like Interference Phenomena in Locally Resonant Materials. *Phys. Rev. Lett.* **2002**,  
276 *88*, 225502. doi:10.1103/PhysRevLett.88.225502.
- 277 28. Wang, G.; Wen, X.; Wen, J.; Shao, L.; Liu, Y. Two dimensional locally resonant phononic crystals with  
278 binary structures. *Phys. Rev. Lett.* **2004**, *93*, 154302. doi:10.1103/PhysRevLett.93.154302.

- 279 29. Wu, T.T.; Wu, L.C.; Huang, Z.G. Frequency band-gap measurement of two-dimensional air/silicon  
280 phononic crystals using layered slanted finger interdigital transducers. *J. Appl. Phys.* **2005**, *97*, 094916.  
281 doi:10.1063/1.1893209.
- 282 30. Otsuka, P.H.; Nanri, K.; Matsuda, O.; Tomoda, M.; Profunser, D.; Veres, I.; Danworaphong, S.; Khelif, A.;  
283 Benchabane, S.; Laude, V.; Wright, O.B. Broadband evolution of phononic-crystal-waveguide eigenstates  
284 in real-and k-spaces. *Scientific reports* **2013**, *3*. doi:10.1038/srep03351.
- 285 31. Lamb, J.; Richter, J. Anisotropic acoustic attenuation with new measurements for quartz at room  
286 temperatures. *Proceedings of the Royal Society of London. Series A. Mathematical and Physical Sciences*  
287 **1966**, *293*, 479–492. doi:10.1098/rspa.1966.0185.
- 288 32. Helme, B.G.; King, P.J. The phonon viscosity tensor of Si, Ge, GaAs, and InSb. *Physica Status Solidi (A)*  
289 **1978**, *45*, K33–K37. doi:10.1002/pssa.2210450151.

290 © 2019 by the authors. Submitted to *Appl. Sci.* for possible open access publication under the terms and conditions  
291 of the Creative Commons Attribution (CC BY) license (<http://creativecommons.org/licenses/by/4.0/>).