



HAL
open science

A Zermelo navigation problem with a vortex singularity

Bernard Bonnard, Olivier Cots, Boris Wembe

► **To cite this version:**

Bernard Bonnard, Olivier Cots, Boris Wembe. A Zermelo navigation problem with a vortex singularity. ESAIM: Control, Optimisation and Calculus of Variations, 2021, 27 (S), pp.S10. 10.1051/cocv/2020058 . hal-02296046v3

HAL Id: hal-02296046

<https://hal.science/hal-02296046v3>

Submitted on 13 Jul 2020

HAL is a multi-disciplinary open access archive for the deposit and dissemination of scientific research documents, whether they are published or not. The documents may come from teaching and research institutions in France or abroad, or from public or private research centers.

L'archive ouverte pluridisciplinaire **HAL**, est destinée au dépôt et à la diffusion de documents scientifiques de niveau recherche, publiés ou non, émanant des établissements d'enseignement et de recherche français ou étrangers, des laboratoires publics ou privés.

A ZERMELO NAVIGATION PROBLEM WITH A VORTEX SINGULARITY *

BERNARD BONNARD¹, OLIVIER COTS² AND BORIS WEMBE³

Abstract. Helmholtz-Kirchhoff equations of motions of vortices of an incompressible fluid in the plane define a dynamics with singularities and this leads to a Zermelo navigation problem describing the ship travel in such a field where the control is the heading angle. Considering one vortex, we define a time minimization problem which can be analyzed with the technics of geometric optimal control combined with numerical simulations, the geometric frame being the extension of Randers metrics in the punctured plane, with rotational symmetry. Candidates as minimizers are parameterized thanks to the Pontryagin Maximum Principle as extremal solutions of a Hamiltonian vector field. We analyze the time minimal solution to transfer the ship between two points where during the transfer the ship can be either in a strong current region in the vicinity of the vortex or in a weak current region. The analysis is based on a micro-local classification of the extremals using mainly the integrability properties of the dynamics due to the rotational symmetry. The discussion is complex and related to the existence of an isolated extremal (Reeb) circle due to the vortex singularity. The explicit computation of cut points where the extremal curves cease to be optimal is given and the spheres are described in the case where at the initial point the current is weak.

Résumé. Les équations d'Helmholtz-Kirchhoff pour le mouvement tourbillonnaire d'un fluide incompressible dans le plan définissent une dynamique hamiltonienne à singularités localisées aux tourbillons. Cela conduit à définir un problème de Zermelo décrivant le mouvement d'un navire où le contrôle est l'angle de cap et le critère à minimiser est le temps de transfert entre deux points du plan. Dans cet article, on se limite au cas d'un seul tourbillon localisé en zéro et le problème est analysé avec les techniques du contrôle optimal géométrique combinées à des simulations numériques, le contexte géométrique étant l'extension des métriques de Randers dans le plan possédant une symétrie de révolution. On doit en effet considérer le cas d'un courant faible, mais aussi d'un courant fort localisé au voisinage du tourbillon. Les trajectoires candidates à minimiser le temps sont paramétrées en utilisant le Principe du Maximum de Pontryaguine comme des extrémales solutions d'un système hamiltonien dont les projections sur l'espace d'état sont les géodésiques. L'analyse du problème optimal repose sur la classification micro-locale des solutions extrémales utilisant l'intégrabilité de la dynamique. La discussion est complexe et repose sur l'existence d'un cercle géodésique dit de Reeb, conséquence de la singularité tourbillonnaire. La discussion est complétée par l'évaluation des points de coupure, les points où les extrémales cessent d'être optimales. Les sphères sont décrites dans le cas d'un état initial à courant faible.

2010 Mathematics Subject Classification. 49K15, 53C60, 70H05.

July 13, 2020.

Keywords and phrases: Helmholtz-Kirchhoff N vortices model, Zermelo navigation problem, Geometric optimal control, Conjugate and cut loci, Clairaut-Randers metric with polar singularity.

* *This research is supported by the French Ministry for Education, Higher Education and Research.*

¹ Inria Sophia Antipolis and Institut de Mathématiques de Bourgogne, UMR CNRS 5584, 9 avenue Alain Savary, 21078 Dijon, France: Bernard.Bonnard@u-bourgogne.fr.

² Toulouse Univ., INP-ENSEEIH-IRIT, UMR CNRS 5505, 2 rue Camichel, 31071 Toulouse, France: olivier.cots@irit.fr.

³ Toulouse Univ., IRIT-UPS, UMR CNRS 5505, 118 route de Narbonne, 31062 Toulouse, France: boris.wembe@irit.fr.

1. INTRODUCTION

Helmholtz and Kirchhoff originated the model of the displacement of particles in a two dimensional fluid, see [24, 27] for the original articles and [2, 30, 34] for a modern presentation of Hamiltonian dynamics. In this model, the vorticity of the fluid is concentrated at points $z_i := (x_i, y_i)$, $i = 1, \dots, N$, with *circulation* parameters k_i and the configuration space is \mathbb{R}^{2N} with coordinates $(x_1, y_1, \dots, x_N, y_N)$ endowed with the symplectic form $\omega := \sum_{i=1}^N k_i dy_i \wedge dx_i$. The dynamics is given by the Hamiltonian canonical equations

$$k_i \dot{x}_i = \frac{\partial H}{\partial y_i}, \quad k_i \dot{y}_i = -\frac{\partial H}{\partial x_i}, \quad (1)$$

$1 \leq i \leq N$, where the Hamiltonian function H is

$$H := -\frac{1}{\pi} \sum_{i < j} k_i k_j \ln \|z_i - z_j\|, \quad (2)$$

where $\|z_i - z_j\|$ is the Euclidean distance. In this article, we consider a motionless single vortex given by eq. (1), that we fix at the origin of the reference frame. This corresponds to set $z_1 = (x_1, y_1)$ at $(0, 0)$. We consider a particle as a (point) vortex with zero circulation, setting $k_2 = 0$ with $N = 2$, under the influence of the *current* generated by the vortex and given by the vector field with a singularity at the origin. The current is defined by (1) and denoted, omitting indices, $F_0(x, y) := X_1(x, y) \frac{\partial}{\partial x} + X_2(x, y) \frac{\partial}{\partial y}$, with $z := (x, y)$. These classical notations being not adapted for later considerations, we will denote by $x := (x_1, x_2)$ the position of the particle (instead of $z = (x, y)$) and by k the circulation parameter of the vortex. In the following we will consider a (Zermelo) time minimization problem.

To define a Zermelo navigation problem, following [15, 37] and see [12] for the optimal control frame related to Zermelo's problems, we consider the particle as the *ship* of the navigation problem and the control is defined by α the heading angle of the ship axis. Hence the control field is given by $u := u_{\max}(\cos \alpha, \sin \alpha)$ where u_{\max} is the maximal amplitude and this leads to a control system written as:

$$\frac{dx}{dt} = F_0(x) + u_1 F_1(x) + u_2 F_2(x), \quad (3)$$

with $F_1 := \partial/\partial x_1$, $F_2 := \partial/\partial x_2$, $x = (x_1, x_2)$ and $u := (u_1, u_2)$ bounded by $\|u\| \leq u_{\max}$. We then consider the associated time minimal control problem to transfer the ship from an initial configuration x_0 to a target x_f , where x_0 and x_f are two points of the punctured plane $\mathbb{R}^2 \setminus \{0\}$. By a rescaling we can assume $u_{\max} = 1$ and denoting by g the Euclidean metric on the plane, $\|u\| \leq 1$ bounds the control amplitude by 1 and we have two cases: the case $\|F_0\|_g < 1$ of *weak current* versus the case $\|F_0\|_g > 1$ of *strong current*. In the weak case, the time minimal problem defines a Randers metric in the plane, which is a specific Finsler metric, see [4] for this geometric frame. In the neighborhood of the vortex we have $\|F_0\|_g > 1$, hence, due to the singularity we have a non trivial extension of the classical case.

A neat treatment of the historical Zermelo navigation was made by [15, 37] and their study is an important inspiration for our work. Optimal control, with the Hamiltonian formulation coming from the Pontryagin Maximum Principle [32], forms the frame that we shall use in our analysis, combined with recent development concerning Hamiltonian dynamics to deal with N vortices or N bodies dynamics, see [29]. An intense research activity was lead by H. Poincaré on the dynamics of such systems [31] to compute periodic trajectories avoiding collisions and such techniques lead to the concept of choreography developed by [17] for the N -body problem and [14] for the N -vortex system, showing the relations between both dynamics in the Hamiltonian frame [29]. From the control point of view, there is a lot of development related to space navigation for the N -body problem, see [9], valuable in our study for ship navigation in the N -vortex problem. Optimal control problem in this area was developed for this purpose in relation with Finsler geometry, see [11] or [35] for a general setting in the planar case. More general results about vortex control may be found in [33, 36] for instance.

From the time minimal point of view, using the Maximum Principle, we lift the control dynamics (3) by defining the pseudo-Hamiltonian

$$H(x, p, u) := H_0(x, p) + \sum_{i=1}^2 u_i H_i(x, p)$$

where $H_i(x, p) := p \cdot F_i(x)$, $i = 1, 2, 3$, are the Hamiltonian lifts of F_0 , F_1 and F_2 and the Maximum Principle leads to analyze the extremal curves solution of the Hamiltonian vector field

$$\vec{\mathbf{H}} := \frac{\partial \mathbf{H}}{\partial p} \frac{\partial}{\partial x} - \frac{\partial \mathbf{H}}{\partial x} \frac{\partial}{\partial p},$$

defined by the maximized Hamiltonian $\mathbf{H}(x, p) := \max_{\|u\| \leq 1} H(x, p, u)$. In the context of geometric optimal control, see [1, 26] for a general reference, time minimal solutions are obtained by a *micro-local* analysis of $\vec{\mathbf{H}}$ combined with the computation of the *cut point* along extremal curves, that is the first point where an extremal curve ceases to be globally optimal. Fixing the initial point $x(0) = x_0$ of the navigation problem, the set of such points is called the *cut locus*. Even in the Riemannian geometry, the determination of the cut locus is a very complicated problem and there are only a few results. A major recent contribution concerns the case of ellipsoids solving the Jacobi conjecture [25]. Parallel development were obtained in the frame of space navigation where geometric analysis is combined with numerical methods, see again [11] for a general reference for such contributions. In the frame of Zermelo navigation problem with a small current, called Randers metrics, some results were obtained recently for sphere of revolutions [22].

Our aim is to extend those results for the navigation problem, with a single vortex, which combines different new phenomena in particular the existence of a singularity localized at the vortex position which leads to the strong current case and the need of extending the Finsler case [3, 4]. The ultimate goal is to analyze the regularity of the value function: $x_f \mapsto V(x_0, x_f, \mu)$ where $V(x_0, x_f, \mu)$ is the minimum time from x_0 to reach the point x_f of the punctured plane, in presence of a vortex with a circulation $k := 2\pi\mu$. The parameter μ is introduced later for practical convenience. The regularity of $x_f \mapsto V(x_0, x_f, \mu)$ is analyzed, in particular, in relation with Legendrian and Lagrangian singularities [21] associated to the Hamiltonian dynamics $\vec{\mathbf{H}}$. Regularity of the value function in relation with the Hamilton-Jacobi-Bellman equation leads to sufficient global optimality conditions, see the seminal reference [5].

The organization of this article is the following. In Section 2, we present the existence theorem to transfer in minimum time any two points of the punctured plane. We state the Maximum Principle to parameterize the minimizers as extremal curves of a smooth Hamiltonian vector field. This leads to define a *shooting method* used to compute candidates as minimizers. Extremal curves are classified using generic assumptions into *hyperbolic* and *abnormal* curves, candidate as time minimizing curves and *elliptic* curves candidate as time maximizers. *Conjugate points* where an extremal curve ceases to be optimal for the C^1 -topology are calculated numerically and leads to the conclusion of the absence of such points, hence, the optimality problem boils down to compute cut points in the case of an empty *conjugate locus*. The final Section 3 is the main contribution of this article with the existence result. Thanks to the integrability of the extremal flow due to the rotational symmetry, the micro-local classification of extremals is presented. The two important phenomena is the existence of abnormal minimizers and of a single extremal circle trajectory called a *Reeb circle*. Using this classification, the cut points can be computed along any extremal to determine the time minimal value function, combining geometric analysis and numerical simulations using the HamPath code. We present in details the case where at the initial point the current is weak. This gives a nontrivial extension of the Finsler situation.

2. EXISTENCE RESULTS AND PONTRYAGIN MAXIMUM PRINCIPLE

2.1. Existence of time minimal solutions

We consider a single vortex centered in the reference frame and thus the control system of our Zermelo navigation problem is given by

$$\dot{x}_1(t) = -\frac{k}{2\pi} \frac{x_2(t)}{r(t)^2} + u_1(t), \quad \dot{x}_2(t) = \frac{k}{2\pi} \frac{x_1(t)}{r(t)^2} + u_2(t),$$

with $r(t)^2 := x_1(t)^2 + x_2(t)^2$ the square distance of the ship, that is the particle, to the origin and where k is the circulation of the vortex. This control system may be written in the following form:

$$\dot{x}(t) = F_0(x(t)) + \sum_{i=1}^2 u_i(t) F_i(x(t)), \quad (4)$$

with F_0 , F_1 and F_2 three real analytic (*i.e.* C^ω) vector fields, where the current (or *drift*) is given by

$$F_0(x) := \frac{\mu}{x_1^2 + x_2^2} \left(-x_2 \frac{\partial}{\partial x_1} + x_1 \frac{\partial}{\partial x_2} \right), \quad (5)$$

with $\mu := k/2\pi$, and where the control fields are $F_1 := \partial/\partial x_1$ and $F_2 := \partial/\partial x_2$. Considering the polar coordinates $(x_1, x_2) =: (r \cos \theta, r \sin \theta)$ and an adapted rotating frame for the control, $v := u e^{-i\theta}$, the control system (4) becomes

$$\dot{r}(t) = v_1(t), \quad \dot{\theta}(t) = \frac{\mu}{r(t)^2} + \frac{v_2(t)}{r(t)}. \quad (6)$$

We give hereinafter some classical definitions and refer to [8] for more details. We consider *admissible control laws* in the set $\mathcal{U} := \{u: [0, +\infty) \rightarrow \mathbf{U} \mid u \text{ measurable}\}$, where the control domain $\mathbf{U} := \bar{\mathbf{B}}(0, u_{\max}) \subset \mathbb{R}^2$ denotes the Euclidean closed ball of radius $u_{\max} > 0$ centered at the origin. Since the drift introduces a singularity at the origin, we define by $M := \mathbb{R}^2 \setminus \{0\}$ the state space, and for any $u \in \mathcal{U}$ and $x_0 \in M$, we denote by $x_u(\cdot, x_0)$ the unique solution of (4) associated to the control u such that $x_u(0, x_0) = x_0$. We introduce for a time $T > 0$ and an initial condition $x_0 \in M$, the set $\mathcal{U}_{T, x_0} \subset \mathcal{U}$ of control laws $u \in \mathcal{U}$ such that the associated trajectory $x_u(\cdot, x_0)$ is well defined over $[0, T]$, and we denote by $\mathcal{A}_{T, x_0} := \text{Im } E_{T, x_0}$ the *atteignable set* (or *reachable set*) from x_0 in time T , where we have introduced the *endpoint mapping*

$$E_{T, x_0}: \begin{array}{ccc} \mathcal{U}_{T, x_0} & \longrightarrow & M \\ u & \longmapsto & x_u(T, x_0). \end{array}$$

Then, we denote by $\mathcal{A}_{x_0} := \cup_{T \geq 0} \mathcal{A}_{T, x_0}$ the atteignable set from x_0 . We recall that the control system is said to be *controllable from* x_0 if $\mathcal{A}_{x_0} = M$ and *controllable* if $\mathcal{A}_{x_0} = M$ for any $x_0 \in M$.

Now, for a given pair $(x_0, x_f) \in M^2$ and some parameters $u_{\max} \in \mathbb{R}_+^*$ and $\mu \in \mathbb{R}$, we define the problem of steering (4) in minimum time from the initial condition x_0 to the target x_f :

$$(P) \quad V(x_0, x_f, \mu, u_{\max}) := \inf \{T \mid (T, u) \in \mathcal{D}_{x_0} \text{ and } x_u(T, x_0) = x_f\},$$

where $\mathcal{D}_{x_0} := \{(T, u) \in [0, +\infty) \times \mathcal{U} \mid u \in \mathcal{U}_{T, x_0}\}$. We emphasize the fact that the *value function* V depends on the initial condition x_0 , the target x_f and the parameters u_{\max} and μ . The first main result is the following:

Theorem 2.1. *For any $(x_0, x_f, \mu, u_{\max}) \in M^2 \times \mathbb{R}^* \times \mathbb{R}_+^*$, the problem (P) admits a solution.*

Remark 2.2. Note that when $\mu = 0$, the result is clearly true in \mathbb{R}^2 but false in $M = \mathbb{R}^2 \setminus \{0\}$.

Up to a time reparameterization $\tau := t u_{\max}$ and a rescaling of μ , one can fix $u_{\max} = 1$ and we have the relation $V(x_0, x_f, \mu, u_{\max}) = V(x_0, x_f, \mu/u_{\max}, 1)/u_{\max}$. We thus fix from now $u_{\max} = 1$ and write the value function (with a slight abuse of notation)

$$V(x_0, x_f, \mu) := V(x_0, x_f, \mu, 1). \quad (7)$$

We first prove that there exists an admissible trajectory connecting any pair of points in M .

Lemma 2.3. *The system (4) is controllable.*

Proof. Let consider a pair $(x_0, x_f) \in M^2$. We introduce $r_0 := \|x_0\|$ and $r_f := \|x_f\|$. From x_0 , we can apply a constant control $v(t) = (\pm 1, 0)$ (depending on whether r_f is smaller or greater than r_0) until the distance r_f is reached and then apply a constant control $v(t) = (0, \text{sign}(\mu))$ until the target x_f is reached. \square

Remark 2.4. The controllability gives us that the value function is finite while the existence of solutions implies that the value function is lower semi-continuous.

The existence of time-optimal solutions relies on the classical Filippov's theorem [16, Theorem 9.2.i] and the main idea is to prove that the problem (P) is equivalent to the same problem with the restriction that the trajectories remain in a compact set. To prove this, we need a couple of lemmas. Let us introduce some notations for the first lemma: for a trajectory-control pair (x, u) , we associate the pair (q, v) with $q := (r, \theta)$ the polar coordinates and $v = u e^{-i\theta}$. We denote by $q_v(\cdot, q_0)$ the solution of (6) with control v such that $q_v(0, q_0) = q_0$. We define for $(\varepsilon, R, \mu) \in \mathbb{R}_+ \times \mathbb{R}_+^* \times \mathbb{R}^*$ and $\theta_0 \in \mathbb{R}$, two optimization problems:

- (a) The minimum time to make a complete round at a distance R to the vortex:

$$T_\theta(R, \theta_0, \mu) := \inf \{T \mid (T, u) \in \mathcal{D}_{x_0} \text{ and } q_v(T, (R, \theta_0)) = (R, \theta_0 + s 2\pi)\},$$

where $s := \text{sign}(\mu)$, $x_0 := (R \cos \theta_0, R \sin \theta_0)$ and where the control u is related to v by $u = v e^{i\theta}$.

- (b) The minimum time to reach the circle of radius ε from a distance R to the vortex:

$$T_r(\varepsilon, R, \theta_0, \mu) := \inf \{T \mid (T, u) \in \mathcal{D}_{x_0} \text{ and } r_v(T, (R, \theta_0)) = \varepsilon\}.$$

Since it is clear, due to the rotational symmetry of the problem, that $T_\theta(R, \cdot, \mu)$ and $T_r(\varepsilon, R, \cdot, \mu)$ are invariant with respect to θ_0 , one can fix $\theta_0 = 0$ and set $T_\theta(R, \mu) := T_\theta(R, 0, \mu)$ and $T_r(\varepsilon, R, \mu) := T_r(\varepsilon, R, 0, \mu)$. Besides, from the proof of lemma 2.5, one can notice that T_r does not depend on μ , hence, one can define $T_r(\varepsilon, R) := T_r(\varepsilon, R, 0)$. Under these considerations, we have the following comparison between T_θ and T_r :

Lemma 2.5. *For any (ε, R, μ) s.t. $\mu \neq 0$, $0 < R < R_\mu$ and $0 \leq \varepsilon < \varepsilon_{\mu, R}$, with*

$$R_\mu := \frac{|\mu|}{2\pi - 1} \quad \text{and} \quad \varepsilon_{\mu, R} := R \left(1 - \frac{2\pi R}{|\mu| + R} \right),$$

we have $0 \leq \varepsilon < \varepsilon_{\mu, R} < R < R_\mu$ and $T_\theta(R, \mu) < T_r(\varepsilon, R)$, that is the minimum time to make a complete round at a distance R to the vortex is strictly smaller than the minimum time to reach the circle of radius $\varepsilon < R$.

Proof. It is clear from (6) that $T_\theta(R, \mu)$ is given by the control $v(t) = (0, s)$. This gives by a simple calculation $T_\theta(R, \mu) = 2\pi R^2 / (|\mu| + R)$. It is also clear that $T_r(\varepsilon, R, \mu)$ is given by $v(t) = (-1, 0)$, whence $T_r(\varepsilon, R, \mu) = R - \varepsilon = T_r(\varepsilon, R)$ and indeed T_r does not depend on μ . Fixing $\varepsilon = 0$, we have $T_\theta(R, \mu) = T_r(0, R) \Leftrightarrow R = |\mu| / (2\pi - 1) =: R_\mu$. Besides, we have

$$T_\theta(R, \mu) < T_r(\varepsilon, R) \Leftrightarrow \varepsilon < R \left(1 - \frac{2\pi R}{|\mu| + R} \right) =: \varepsilon_{\mu, R}$$

but also we have $0 < \varepsilon_{\mu, R} \Leftrightarrow R < R_\mu$, whence the conclusion. \square

Next an admissible trajectory x associated to a pair $(T, u) \in \mathcal{D}_{x_0}$ is such that $x(T) = x_u(T, x_0) = x_f$. Let us fix $(x_0, x_f, \mu) \in M^2 \times \mathbb{R}^*$ and introduce $r_0 := \|x_0\|$ and $r_f := \|x_f\|$. Then:

Lemma 2.6. *There exists $\varepsilon > 0$ such that any optimal trajectory is contained in $M \setminus \bar{B}(0, \varepsilon)$.*

Proof. Let consider (ε, R) s.t. $0 < R < \min\{R_\mu, r_0, r_f\}$ and $0 < \varepsilon < \varepsilon_{\mu, R}$. Let us recall that $\varepsilon < \varepsilon_{\mu, R} < R$ since $R < R_\mu$ and consider an admissible trajectory x intersecting $\bar{B}(0, \varepsilon)$ and associated to a pair denoted (T, u) . Then, there exists two times $0 < t_1 \leq t_2 < T$ s.t. $x([t_1, t_2]) \subset \bar{B}(0, \varepsilon)$. Since $0 < \varepsilon < R < \min\{r_0, r_f\}$, there exists also $0 < t_{\text{in}} < t_1 \leq t_2 < t_{\text{out}} < T$ s.t. $x([t_{\text{in}}, t_{\text{out}}]) \subset \bar{B}(0, R)$ and s.t. $x(t_{\text{in}})$ and $x(t_{\text{out}})$ belong to $\partial\bar{B}(0, R) = S(0, R)$, the sphere of radius R centered at the origin. In all generality, one can assume that $\forall t \in [0, t_{\text{in}}] \cup (t_{\text{out}}, T]$, $x(t) \notin \bar{B}(0, R)$. Let consider the circular arc from $x(t_{\text{in}})$ to $x(t_{\text{out}})$ obtained with a control $v = (0, s)$, $s := \text{sign}(\mu)$, realized in a time denoted $\tau > 0$. It is clear that $\tau \leq T_\theta(R, \mu)$ since $T_\theta(R, \mu)$ is the time to make a circular arc of angle 2π . It is also clear from lemma 2.5 and from the definition of T_r that $\tau \leq T_\theta(R, \mu) < T_r(\varepsilon, R) \leq t_{\text{out}} - t_{\text{in}}$. Let us replace the part $x([t_{\text{in}}, t_{\text{out}}])$ by the circular arc. Then, the new trajectory associated to the pair denoted (T', u') is still admissible and is strictly better than x since $T' = T - (t_{\text{out}} - t_{\text{in}}) + \tau < T$. Moreover, this new trajectory is by construction contained in $M \setminus \bar{B}(0, \varepsilon)$. Whence the conclusion. \square

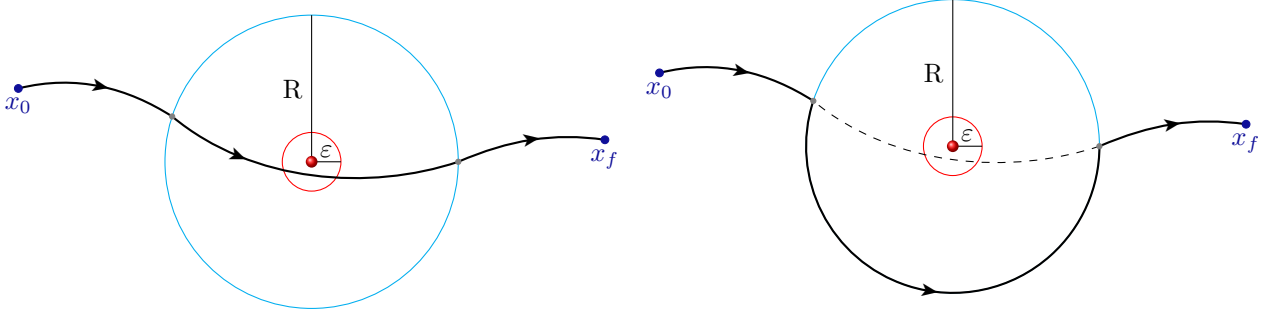


FIGURE 1. Illustration of the construction of a strictly better admissible trajectory. The vortex is represented by a red ball, while the trajectories are the solid black lines. One can see on the left, a trajectory crossing the ball of radius ε . This trajectory is replaced on the right subgraph by a strictly better admissible trajectory.

We are now in position to prove Theorem 2.1.

Proof of Theorem 2.1. By lemma 2.3, there exists an admissible trajectory x . Let T^* denote the first time s.t. $x(T^*) = x_f$. Let us introduce $R_1 := \varepsilon$ from lemma 2.6 and $R_2 := r_0 + T^*$, with $r_0 := \|x_0\|$. By lemma 2.6, the problem (P) is equivalent to the same problem with the additional constraint $R_1 \leq r(t)$. Since $\dot{r}(t) = v_1(t)$ and $v_1(t) \leq 1$, then for any $t \in [0, T^*]$ we have $r(t) \leq r_0 + T^*$. The problem (P) is thus equivalent to the same problem with the additional constraints: $R_1 \leq r(t) \leq R_2$. The trajectories of the equivalent problem are contained in the compact set $\bar{B}(0, R_2) \setminus B(0, R_1)$. The result follows from the Filippov's existence theorem. \square

2.2. Classification of the extremal curves

In this section, we recall concepts and results from [11]. Let $x_0 \in M$ and $(T, u) \in \mathcal{D}_{x_0}$ be an optimal solution of problem (P) with $x := x_u(\cdot, x_0)$ the associated optimal trajectory. According to the Pontryagin Maximum Principle [32], there exists an absolutely continuous function $p: [0, T] \rightarrow \mathbb{R}^2$ satisfying the adjoint equation almost everywhere over $[0, T]$:

$$\dot{p}(t) = -\nabla_x H(x(t), p(t), u(t)), \quad (8)$$

where¹ $H(x, p, u) := p \cdot (F_0(x) + u_1 F_1(x) + u_2 F_2(x))$ is the pseudo-Hamiltonian associated to the problem (P). Besides, there exists $p^0 \leq 0$ such that:

$$\text{the pair } (p(\cdot), p^0) \text{ never vanishes} \quad (9)$$

and such that the optimal control satisfies the maximization condition almost everywhere over $[0, T]$:

$$H(x(t), p(t), u(t)) = \max_{w \in \mathbf{U}} H(x(t), p(t), w) = -p^0. \quad (10)$$

Definition 2.7. An *extremal* is a 4-uplet $(x(\cdot), p(\cdot), p^0, u(\cdot))$ satisfying (4) and (8)–(10). It is said *abnormal* whenever $p^0 = 0$ and *normal* whenever $p^0 \neq 0$. It is called *strict* if $p(\cdot)$ is unique up to a factor. An extremal $(x(\cdot), p(\cdot), p^0, u(\cdot))$ is called a *BC-extremal* if $x(0) = x_0$ and if there is a time $T \geq 0$ s.t. $x(T) = x_f$.

Let us introduce the Hamiltonian lifts $H_i(x, p) := p \cdot F_i(x)$, $i = 0, 1, 2$, the function $\Phi := (H_1, H_2)$ and the *switching function* φ defined for $t \in [0, T]$ by $\varphi(t) := \Phi(z(t)) = p(t)$, $z(\cdot) := (x(\cdot), p(\cdot))$. The maximization condition (10) implies for a.e. $t \in [0, T]$:

$$u(t) = \frac{\varphi(t)}{\|\varphi(t)\|} = \frac{p(t)}{\|p(t)\|},$$

whenever $\varphi(t) \neq 0$. Introducing the *switching surface* $\Sigma := \{z \in M \times \mathbb{R}^2 \mid \Phi(z) = 0\} = M \times \{0\}$ and denoting $z := (x, p) \in M \times \mathbb{R}^2$, one can define outside Σ the Hamiltonian:

$$\mathbf{H}(z) := H(z, \Phi(z)/\|\Phi(z)\|) = H_0(z) + \|\Phi(z)\| = H_0(z) + \|p\|. \quad (11)$$

Definition 2.8. An extremal $(x(\cdot), p(\cdot), p^0, u(\cdot))$ contained outside the switching surface Σ is called of *order zero*.

Let us recall that a *switching time* $0 < t < T$ is a time s.t. $\varphi(t) = 0$ and s.t. for any $\varepsilon > 0$ (small enough) there exists a time $\tau \in (t - \varepsilon, t + \varepsilon) \subset [0, T]$ s.t. $\varphi(\tau) \neq 0$. We can show that the extremals are only of order zero, and thus are smooth:

Proposition 2.9. *All the extremals are of order zero, that is there are no switching times.*

Proof. Let $(x(\cdot), p(\cdot), p^0, u(\cdot))$ be an extremal. If there exists a time t s.t. $\varphi(t) = 0$, then $p(t) = 0$ and we have $H(x(t), p(t), u(t)) = 0 = -p^0$ which is impossible by (9). \square

We have the standard following result:

Proposition 2.10. *The extremals of order zero are smooth responses to smooth controls on the boundary of $\|u\| \leq 1$. They are singularities of the endpoint mapping E_{T, x_0} for the L^∞ -topology when u is restricted to the unit sphere S^1 .*

For any Hamiltonian $\mathbf{H}(z)$, resp. pseudo-Hamiltonian $H(z, u)$, we denote by $\vec{\mathbf{H}}(z) := (\nabla_p \mathbf{H}(z), -\nabla_x \mathbf{H}(z))$, resp. $\vec{H}(z, u) := (\nabla_p H(z, u), -\nabla_x H(z, u))$, its associated *Hamiltonian vector field*, resp. *pseudo-Hamiltonian vector field*. With these notations, we have the following classical but still remarkable fact:

Proposition 2.11. *Let $(x(\cdot), p(\cdot), p^0, u(\cdot))$ be an extremal. Denoting $z := (x, p)$, then, we have over $[0, T]$:*

$$\dot{z}(t) = \vec{H}(z(t), u(t)) = \vec{\mathbf{H}}(z(t)) = \vec{H}_0(z(t)) + \left(\frac{p(t)}{\|p(t)\|}, 0 \right), \quad (12)$$

that is the extremals are given by the flow of the Hamiltonian vector field associated to the maximized Hamiltonian \mathbf{H} .

¹The standard inner product is written $a \cdot b$ or $\langle a, b \rangle$.

Proof. Since the extremal is of order zero, the control $t \mapsto u(t)$ is smooth and the adjoint equation (8) is satisfied all over $[0, T]$. Besides, denoting (with a slight abuse of notation) $u(z) := \Phi(z)/\|\Phi(z)\|$, we have:

$$\begin{aligned} \mathbf{H}'(z) &= \frac{\partial H}{\partial z}(z, u(z)) + \frac{\partial H}{\partial u}(z, u(z)) \cdot u'(z) \\ &= \frac{\partial H}{\partial z}(z, u(z)) + \underbrace{\Phi(z)^T \left(\frac{I_2}{\|\Phi(z)\|} - \frac{\Phi(z)\Phi(z)^T}{\|\Phi(z)\|^3} \right)}_{=0} \cdot \Phi'(z) = \frac{\partial H}{\partial z}(z, u(z)) = H'_0(z) + \left(0, \frac{p}{\|p\|} \right). \end{aligned} \quad \square$$

This proposition shows the importance of the true Hamiltonian \mathbf{H} which encodes all the information we need and gives a more geometrical point of view: we will thus refer to trajectories as *geodesics*. Besides, from the maximum principle, optimal extremals are contained in the level set $\{\mathbf{H} \geq 0\}$. Let $z(\cdot, x_0, p_0) := (x(\cdot, x_0, p_0), p(\cdot, x_0, p_0))$ be a reference extremal curve solution of $\dot{z} = \vec{\mathbf{H}}(z)$ with initial condition $z(0, x_0, p_0) = (x_0, p_0)$ and defined over the time interval $[0, T]$.

Lemma 2.12. *One has $x(t, x_0, \lambda p_0) = x(t, x_0, p_0)$ and $p(t, x_0, \lambda p_0) = \lambda p(t, x_0, p_0)$.*

Thanks to this lemma, and since p never vanishes, we can fix by homogeneity $\|p_0\| = 1$. We thus introduce the following definition that gives us a way to parameterize the extremals of order zero.

Definition 2.13. We define the *exponential mapping* by

$$\exp_{x_0}(t, p_0) := \Pi \circ e^{t\vec{\mathbf{H}}}(x_0, p_0), \quad (13)$$

where $e^{t\vec{\mathbf{H}}}(x_0, p_0)$ is the solution at time t of $\dot{z}(s) = \vec{\mathbf{H}}(z(s))$, $z(0) = (x_0, p_0)$. It is defined for small enough nonnegative time t and we can assume that p_0 belongs to S^1 .

Definition 2.14. Let $z(\cdot) := (x(\cdot), p(\cdot))$ be a reference extremal of order zero, defined on $[0, T]$. Let \mathbf{H} be the Hamiltonian defined by (11). The associated geodesic $x(\cdot)$ is called *exceptional* if $\mathbf{H} = 0$, *hyperbolic* if $\mathbf{H} > 0$ and *elliptic* if $\mathbf{H} < 0$, along the reference extremal $z(\cdot)$.

Remark 2.15. The previous definition is related to the more classical definition 2.21. Even if the elliptic geodesics are not optimal according to the PMP, they still play a role in the analysis of the optimal synthesis, in particular in the computation of the cut locus when the current (or drift) is strong, see Section 3.

In cartesian coordinates, the Hamiltonian writes

$$\mathbf{H}(x_1, x_2, p_1, p_2) = \frac{\mu}{x_1^2 + x_2^2} (-p_1 x_2 + p_2 x_1) + \sqrt{p_1^2 + p_2^2},$$

and the extremals are solution of the following Hamiltonian system:

$$\begin{aligned} \dot{x}_1 &= -\mu \frac{x_2}{r^2} + \frac{p_1}{\|p\|}, & \dot{x}_2 &= \mu \frac{x_1}{r^2} + \frac{p_2}{\|p\|}, \\ \dot{p}_1 &= -\frac{\mu}{r^4} (2x_1 x_2 p_1 - (x_1^2 - x_2^2) p_2), & \dot{p}_2 &= \frac{\mu}{r^4} ((x_1^2 - x_2^2) p_1 - 2x_1 x_2 p_2). \end{aligned}$$

Introducing the *Mathieu transformation*

$$\begin{pmatrix} p_r \\ p_\theta \end{pmatrix} = \begin{pmatrix} \cos \theta & \sin \theta \\ -r \sin \theta & r \cos \theta \end{pmatrix} \begin{pmatrix} p_1 \\ p_2 \end{pmatrix} \quad (14)$$

then, in polar coordinates, the Hamiltonian is given by (we still denote by p the covector in polar coordinates)

$$\mathbf{H}(r, \theta, p_r, p_\theta) = p_\theta \frac{\mu}{r^2} + \|p\|_r,$$

where $\|p\|_r := \sqrt{p_r^2 + p_\theta^2/r^2}$. It is clear from \mathbf{H} that θ is a *cyclic variable* and thus the problem has a symmetry of revolution and by Noether theorem, the adjoint variable p_θ is a *first integral*. This relation $p_\theta = \text{constant}$ corresponds to the *Clairaut* relation on surfaces of revolution. Hence, we can fix $\theta(0) = 0$ and consider p_θ has a parameter of the associated Hamiltonian system in polar coordinates:

$$\dot{r} = \frac{p_r}{\|p\|_r}, \quad \dot{\theta} = \frac{1}{r^2} \left(\mu + \frac{p_\theta}{\|p\|_r} \right), \quad \dot{p}_r = \frac{p_\theta}{r^3} \left(2\mu + \frac{p_\theta}{\|p\|_r} \right), \quad \dot{p}_\theta = 0. \quad (15)$$

2.3. C^1 -second order necessary conditions in the regular case

Since the extremals are of order zero, one can restrict $u(t)$ to the 1-sphere S^1 . Writing $u(t) = (\cos \alpha(t), \sin \alpha(t))$, we have with some abuse of notations $H = H_0 + u_1 H_1 + u_2 H_2 = H_0 + \cos \alpha H_1 + \sin \alpha H_2$, with α the new control. Differentiating twice with respect to α , we have

$$\frac{\partial H}{\partial \alpha} = -\sin \alpha H_1 + \cos \alpha H_2, \quad \frac{\partial^2 H}{\partial \alpha^2} = -(\cos \alpha H_1 + \sin \alpha H_2),$$

and since $u = (\cos \alpha, \sin \alpha) = \Phi/\|\Phi\|$ and $\Phi = (H_1, H_2)$ never vanishes along any extremal, we have

$$\frac{\partial^2 H}{\partial \alpha^2} = -\sqrt{H_1^2 + H_2^2} < 0$$

along any extremal. Hence, the *strict Legendre-Clebsch* condition is satisfied and we are in the *regular* case [7], but with a *free* final time T .

Definition 2.16. Let $z(\cdot)$ be a reference extremal curve solution of $\dot{z} = \vec{\mathbf{H}}(z)$ given by (12). The variational equation

$$\dot{\delta z}(t) = \vec{\mathbf{H}}'(z(t)) \cdot \delta z(t), \quad (16)$$

is called a *Jacobi equation*. A *Jacobi field* is a non trivial solution J of (16). It is said to be *vertical* at time t if $\delta x(t) := \Pi'(z(t)) \cdot J(t) = 0$, where $\Pi: (x, p) \mapsto x$ is the standard projection.

Let $z(\cdot, x_0, p_0) := (x(\cdot, x_0, p_0), p(\cdot, x_0, p_0))$ with $p_0 \in S^1$, be a reference extremal curve solution of $\dot{z} = \vec{\mathbf{H}}(z)$ with initial condition $z(0, x_0, p_0) = (x_0, p_0)$ and defined over the time interval $[0, T]$. Following [7], we make the following generic assumptions on the reference extremal in order to derive second order optimality conditions:

- (A1) The trajectory $x(\cdot, x_0, p_0)$ is a one-to-one immersion on $[0, T]$.
- (A2) The reference extremal is normal and strict.

Definition 2.17. Let $z = (x, p)$ be the reference extremal defined hereinabove. Under assumptions (A1) and (A2), the time $0 < t_c \leq T$ is called *conjugate* if the exponential mapping is not an immersion at (t_c, p_0) . The associated point $\exp_{x_0}(t_c, p_0) = x(t_c, x_0, p_0)$ is said to be *conjugate to* x_0 . We denote by t_{1c} the first conjugate time.

The following result is fundamental, see [10].

Theorem 2.18. *Under assumptions (A1) and (A2), the extremities being fixed, the reference geodesic $x(\cdot)$ is locally time minimizing (resp. maximizing) for the L^∞ -topology on the set of controls up to the first conjugate time in the hyperbolic (resp. elliptic) case.*

Algorithm to compute conjugate times. Writing the reference trajectory $x(t) := x(t, x_0, p_0)$ and considering a Jacobi field $J(\cdot) := (\delta x(\cdot), \delta p(\cdot))$ along the reference extremal, which is vertical at the initial time (*i.e.* $\delta x(0) = 0$) and normalized by $p_0 \cdot \delta p(0) = 0$ (since p_0 is restricted to S^1), then t_c is a conjugate time if and only if t_c is a solution of the following equation:

$$t \mapsto \det(\delta x(t), \dot{x}(t)) = 0. \quad (17)$$

See [7, 18] for more details about algorithms to compute conjugate times in a more general setting and [13] for details about the numerical implementation of these algorithms into the HamPath software.

2.4. The Zermelo-Carathéodory-Goh point of view

From the historical point of view in the Zermelo navigation problem, Zermelo and Carathéodory use for the parameterization of the geodesics the derivative of the heading angle α instead of the angle α itself, see [12]. This corresponds precisely to the so-called *Goh transformation* for the analysis of singular trajectories in optimal control, see for instance the reference [8]. This is presented next, in relation with the problem, to derive sufficient C^0 -optimality conditions under generic assumptions, see [10].

2.4.1. Goh transformation

Restricting to extremals of order zero, the *Goh transformation* amounts to set (we use the same notation u for the new control but no confusion is possible):

$$\dot{\alpha} = u,$$

that is to take $\dot{\alpha}$ as the control of the ship. Note that such a transformation transforms L^∞ -optimality conditions on the set of controls into C^0 -optimality conditions on the set of trajectories. For the geodesics computations, this amounts only to a reparameterization of extremal curves of order zero. Considering the vortex problem in cartesian coordinates (x_1, x_2) , we introduce $x := (x_1, x_2, x_3)$, $x_3 := \alpha$, and the control system becomes

$$\dot{x} = F(x) + uG(x),$$

with

$$F(x) := \begin{pmatrix} F_0(x_1, x_2) + \cos x_3 F_1(x_1, x_2) + \sin x_3 F_2(x_1, x_2) \\ 0 \end{pmatrix} \quad \text{and} \quad G = \frac{\partial}{\partial x_3}.$$

The associated pseudo-Hamiltonian reads

$$H(x, p, u) := p \cdot (F(x) + uG(x)), \quad p := (p_1, p_2, p_3),$$

and relaxing the bound on the new control, the maximization condition implies $p \cdot G = 0$ along any extremal. These extremals are called *singular* and the associated control is also called singular. Let us recall how we compute the singular extremals. First we need to introduce the concepts of Lie and Poisson brackets. The *Lie bracket* of two C^ω vector fields X, Y on an open subset $V \subset \mathbb{R}^n$ is computed with the convention:

$$[X, Y](x) := \frac{\partial X}{\partial x}(x) Y(x) - \frac{\partial Y}{\partial x}(x) X(x),$$

and denoting H_X, H_Y the Hamiltonian lifts: $H_X(z) := p \cdot X(x)$, $H_Y(z) := p \cdot Y(x)$, with $z := (x, p) \in V \times \mathbb{R}^n$, the *Poisson bracket* reads:

$$\{H_X, H_Y\} := H'_X \cdot \vec{H}_Y = p \cdot [X, Y](x),$$

where

$$\vec{H}_X = \frac{\partial H}{\partial p} \frac{\partial}{\partial x} - \frac{\partial H}{\partial x} \frac{\partial}{\partial p}.$$

Differentiating twice $p(\cdot) \cdot G(x(\cdot))$ with respect to the time t , one gets:

Lemma 2.19. *Singular extremals $(z(\cdot), u(\cdot))$ are solution of the following equations:*

$$\begin{aligned} H_G(z(t)) &= \{H_G, H_F\}(z(t)) = 0, \\ \{\{H_G, H_F\}, H_F\}(z(t)) + u(t) \{\{H_G, H_F\}, H_G\}(z(t)) &= 0. \end{aligned}$$

If $\{\{H_G, H_F\}, H_G\} \neq 0$ along the extremal, then the singular control is called of minimal order and it is given by the dynamic feedback:

$$u_s(z(t)) := -\frac{\{\{H_G, H_F\}, H_F\}(z(t))}{\{\{H_G, H_F\}, H_G\}(z(t))}.$$

Plugging the control u_s in feedback form into the pseudo-Hamiltonian leads to define a true Hamiltonian denoted $\mathbf{H}_s(z) := H(z, u_s(z))$, and one has:

Lemma 2.20. *Singular extremals of minimal order are the solutions of $\dot{z}(t) = \vec{\mathbf{H}}_s(z(t))$, with the constraints $H_G(z(t)) = \{H_G, H_F\}(z(t)) = 0$.*

2.4.2. The case of dimension 3 applied to the Zermelo problem

Consider the following affine control system: $\dot{x} = F(x) + uG(x)$, with $u \in \mathbb{R}$ and $x \in \mathbb{R}^3$, where F, G , are C^ω vector fields. Let $z(\cdot) := (x(\cdot), p(\cdot))$ be a reference singular extremal curve on $[0, T]$. We assume the following:

- (B1) The reference geodesic $t \mapsto x(t)$ is a one-to-one immersion on $[0, T]$.
- (B2) F and G are linearly independent along $x(\cdot)$.
- (B3) $G, [G, F], [[G, F], G]$ are linearly independent along $x(\cdot)$.

From (B3), p is unique up to a factor and the geodesic is strict and moreover u_s can be computed as a true feedback:

$$u_s(x) = -\frac{D'(x)}{D(x)},$$

where we denote:

$$\begin{aligned} D &:= \det(G, [G, F], [[G, F], G]), \\ D' &:= \det(G, [G, F], [[G, F], F]). \end{aligned}$$

Moreover, let us introduce $D'' := \det(G, [G, F], F)$. In the vortex problem, one has:

$$\dot{\alpha} = -\frac{D'(x)}{D(x)}.$$

In our problem with the Goh extension, one orients $p(\cdot)$ using the convention of the maximum principle: $p(t) \cdot F(x(t)) \geq 0$ on $[0, T]$ and we introduce the following definition consistent with definition 2.14:

Definition 2.21. Under assumptions (B1), (B2) and (B3), a geodesic is called:

- *hyperbolic* if $DD'' > 0$,
- *elliptic* if $DD'' < 0$,
- *abnormal* (or *exceptional*) if $D'' = 0$.

Note that the condition $DD'' \geq 0$ amounts to the *generalized Legendre-Clebsch* condition

$$\frac{\partial}{\partial u} \frac{d^2}{dt^2} \frac{\partial H}{\partial u}(z(t)) \geq 0$$

and according to the *higher-order maximum principle* [28], this condition is a necessary (small) time minimization condition. See [10] for the general frame relating the optimal control problems using the Goh transformation and applicable to our study and for the following result.

Theorem 2.22. *Under assumptions (B1), (B2) and (B3), a reference hyperbolic (resp. elliptic) geodesic $x(\cdot)$ defined on $[0, T]$ is time minimizing (resp. maximizing) on $[0, T]$ with respect to all trajectories contained in a C^0 -neighborhood of $x(\cdot)$ if $T < t_{1c}$ where t_{1c} is the first conjugate time along $x(\cdot)$ as defined by 2.17 for the projection of $x(\cdot)$ on the (x_1, x_2) plane. In the exceptional case, the reference geodesic is C^0 -time minimizing and maximizing.*

2.5. Influence of the circulation

2.5.1. Influence of the circulation on the drift

Denoting the drift (5) $F_0(x, \mu)$ to emphasize the role of μ , one introduces for $(x, \mu) \in M \times \mathbb{R}^*$ the set

$$\mathcal{F}(x, \mu) := \left\{ F_0(x, \mu) + \sum_{i=1}^2 u_i F_i(x) \mid u := (u_1, u_2) \in \mathbf{U} \right\}. \quad (18)$$

Then, we have (noticing that if $u \in \mathbf{U}$, then $-u \in \mathbf{U}$):

$$0 \in \mathcal{F}(x, \mu) \Leftrightarrow \exists u := (u_1, u_2) \in \mathbf{U} \text{ s.t. } F_0(x, \mu) = \sum_{i=1}^2 u_i F_i(x) \Leftrightarrow \|F_0(x, \mu)\|_g = \|F_0(x, \mu)\| \leq 1 \Leftrightarrow |\mu| \leq \|x\| = r.$$

This leads to introduce the following definition.

Definition 2.23. The drift $F_0(x, \mu)$ is said to be *weak at the point x* if $\|F_0(x, \mu)\| < 1$, *strong at x* if $\|F_0(x, \mu)\| > 1$ and *moderate at x* if $\|F_0(x, \mu)\| = 1$.

Remark 2.24. Note that if the drift could have been weak at any point $x \in M$, then we would have been in the Finslerian case [3] with a metric of Randers type. However, this is not possible for $\mu \neq 0$ (the case $\mu = 0$ is trivially Euclidean on \mathbb{R}^2), since in this case, we have for any $x \in M \cap \bar{B}(0, |\mu|) \neq \emptyset$ that the drift $F_0(x, \mu)$ is not weak.

Remark 2.25. One can also notice that at the initial time, the strength of the drift depends on the ratio $|\mu|/r_0$. See Figure 2 for an illustration of the different possible strengths of the drift.

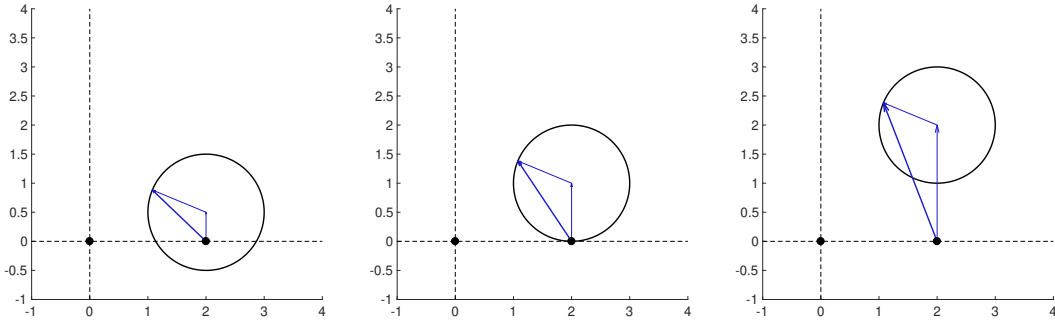


FIGURE 2. The vortex is placed at the origin and marked by a black dot, as the initial point $x_0 := (2, 0)$ in cartesian coordinates. The black circle corresponds to the set of initial directions $x_0 + \mathcal{F}(x_0, \mu)$ and the thick blue vector is the initial direction associated to the initial control $u(0) := (\cos \alpha, \sin \alpha)$, with $\alpha = 7\pi/8$. It is decomposed as the sum of the drift (oriented vertically) and the control field. On the left, we have a weak drift ($\mu = 0.5 r_0$) at x_0 , in the middle we have a moderate drift ($\mu = r_0$) and on the right a strong drift ($\mu = 2 r_0$).

2.5.2. Influence of the circulation on the abnormal extremals

Proposition 2.26. Let $(x(\cdot), p(\cdot), p^0, u(\cdot))$ be an abnormal extremal, that is $p^0 = 0$. Then, the drift is strong or moderate all along the geodesic.

Proof. Since the abnormal extremal is of order 0, then all along the extremal we have $\mathbf{H}(x(t), p(t)) = p(t) \cdot F_0(x(t), \mu) + \|p(t)\| = 0$. So, the Cauchy-Schwarz inequality gives $\|p(t)\| = |p(t) \cdot F_0(x(t), \mu)| \leq \|p(t)\| \|F_0(x, \mu)\|$ and since $\|p(t)\| \neq 0$, the result follows. \square

Remark 2.27. According to the previous proposition, the abnormal geodesics (that is the projection of the abnormal extremals on the state manifold) are contained in the ball $\bar{B}(0, |\mu|)$.

According to the PMP, $p^0 = 0$ for the abnormal extremals while $p^0 < 0$ for the normal extremals. In the normal case, by homogeneity, one can fix $p^0 = -1$ and the initial adjoint vector $p_0 := p(0)$ of normal extremals lives in the one dimensional space $\{p \in \mathbb{R}^2 \mid \mathbf{H}(x_0, p) = 1\}$. This parameterization is very classical. Another possibility is to set $\|(p_0, p^0)\| = 1$ since by the PMP, the pair $(p(\cdot), p^0)$ does not vanish. Finally, in our case, since all the extremals are of order zero, that is since p does not vanish, we can also fix $\|p_0\| = 1$. We consider this third possibility but in polar coordinates, that is, denoting $p_0 := (p_r(0), p_\theta)$ (recalling that p_θ is constant) we parameterize the initial adjoint vector by:

$$p_0 \in \{p \in \mathbb{R}^2 \mid \|p\|_{r_0} = 1\}.$$

We thus introduce $\alpha \in [0, 2\pi)$ such that $p_r(0) = \cos \alpha$, $p_\theta = r_0 \sin \alpha$, which gives the initial control $v(0) = (p_r(0), p_\theta/r_0) = (\cos \alpha, \sin \alpha)$. According to the Mathieu transformation (14), one has in cartesian coordinates that $p_x(0) = \cos \theta_0 \cos \alpha - \sin \theta_0 \sin \alpha$ and $p_y(0) = \sin \theta_0 \cos \alpha + \cos \theta_0 \sin \alpha$, so in the particular case $\theta_0 = 0$, we have $u(0) = (p_x(0), p_y(0)) = (\cos \alpha, \sin \alpha)$. This parameterization has the advantage to cover the normal and the abnormal extremals. According to the PMP, we have at the initial time:

$$\mathbf{H}(q_0, p_0) = p_\theta \frac{\mu}{r_0^2} + \|p_0\|_{r_0} = p_\theta \frac{\mu}{r_0^2} + 1 = -p^0 \geq 0,$$

with $q_0 = (r_0, \theta_0)$. Introducing (with a slight abuse of notation) $\mathbf{H}(\alpha) := \mu \sin \alpha / r_0 + 1$, then, the abnormal extremals are characterized by $\mathbf{H}(\alpha) = 0 \Leftrightarrow \sin \alpha = -r_0/\mu$. We have three cases:

- If the drift is weak at the initial point, then this equation has no solution which explains why there is no abnormal extremals. In this case, $\mathbf{H}(\alpha) > 0$ for any α and thus there are only hyperbolic geodesics.
- If the drift is moderate at the initial point, that is if $|\mu| = r_0$, then the single abnormal extremal is parameterized by $\alpha = \pi/2$ if $\mu < 0$ and by $\alpha = 3\pi/2$ if $\mu > 0$,
- In the last case when the drift is strong, then for a given μ , the equation $\mathbf{H}(\alpha) = 0$ has two distinct solutions $\alpha_1^a < \alpha_2^a$ in $[0, 2\pi)$. If $\mu < 0$, then α_1^a and α_2^a are contained in $(0, \pi)$ while if $\mu > 0$, then α_1^a and α_2^a are contained in $(\pi, 2\pi)$. We have in addition the following symmetry:

$$\alpha_2^a = \pi - \alpha_1^a \quad \text{if } \mu < 0 \quad \text{and} \quad \alpha_2^a = 3\pi - \alpha_1^a \quad \text{if } \mu > 0.$$

The normal extremals solution of the PMP are parameterized by the set $\{\alpha \in [0, 2\pi) \mid \mathbf{H}(\alpha) > 0\} = [0, \alpha_1^a) \cup (\alpha_2^a, 2\pi)$ while for $\alpha \in (\alpha_1^a, \alpha_2^a)$ we have $\mathbf{H}(\alpha) < 0$. One can see on Figure 3, the two abnormal directions with two hyperbolic and elliptic directions (that is resp. associated to hyperbolic and elliptic geodesics). The two abnormal directions define the boundary of the cone of admissible directions and reveal a lack of accessibility in the neighborhood of x_0 .

2.6. Numerical results

2.6.1. Resolution of the shooting equation

We introduce the *shooting mapping*

$$S(T, p_0) := \exp_{x_0}(T, p_0) - x_f, \tag{19}$$

where x_f is the target and \exp is the exponential mapping defined by (13). The shooting mapping is defined for

$$(T, p_0) \in \{(T, p_0) \in \mathbb{R}_+ \times \mathbb{S}^1 \mid T < t_{p_0}\}$$

where $t_{p_0} \in \mathbb{R}_+^* \cup \{+\infty\}$ is the maximal time such that $\exp_{x_0}(\cdot, p_0)$ is well defined over $[0, t_{p_0})$. Let (T, p_0) be a solution of $S = 0$ such that the associated extremal is normal. The shooting mapping is differentiable at (T, p_0)

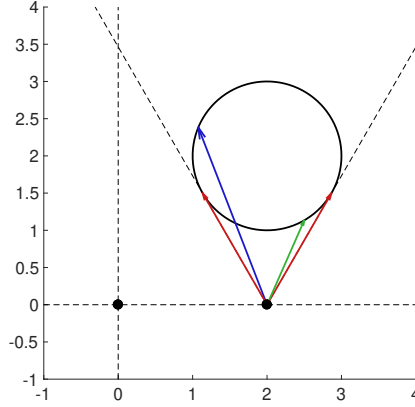


FIGURE 3. The vortex is placed at the origin and marked by a black dot, as the initial point $x_0 := (2, 0)$ in cartesian coordinates. The drift is strong at the initial point since $\mu = 2r_0$. The black circle represents the set of initial directions $x_0 + \mathcal{F}(x_0, \mu)$ and the blue vector is the initial hyperbolic direction associated to the initial control $u(0) := (\cos \alpha, \sin \alpha)$, with $\alpha = 7\pi/8$. The direction in green is elliptic while the two red directions are the abnormal directions located at the boundary of the cone of admissible directions.

and if T is not a conjugate time, then its Jacobian is of full rank at (T, p_0) , which is a necessary condition to compute numerically the BC-extremals by means of Newton-like algorithms. We present in the following some examples of hyperbolic geodesics fixing the initial condition to $x_0 := (2, 0)$ and solving the shooting equations $S = 0$ thanks to the HamPath code [13], for different final conditions and for different strengths of the drift.

HamPath code. A Newton-like algorithm is used to solve the shooting equation $S(T, p_0) = 0$. Providing \mathbf{H} and S to HamPath, the code generates automatically the Jacobian of the shooting function. To make the implementation of S easier, HamPath supplies the exponential mapping. Automatic Differentiation is used to produce $\vec{\mathbf{H}}$ and is combined with Runge-Kutta integrators to assemble the exponential mapping and the variational equations (16) used to compute conjugate times. See [13, 18] for more details about the code.

Example 1. For this first example we want to steer the particle from x_0 to $x_f := (-2, 0)$ with $\mu := 2\|x_0\|$ (strong drift). In this case, we obtain a final time $T \approx 1.641$ and the shooting equation $S = 0$, is solved with a very good accuracy of order $1e^{-12}$ (it is the same for the others examples but it won't be mentioned anymore). The associated hyperbolic geodesic is portrayed on Figure 4. The point vortex is represented by a black dot as the initial condition. The initial velocity $\dot{x}(0)$ is given with the boundary (the black circle) of $x_0 + \mathcal{F}(x_0, \mu)$, cf. eq. (18). One can see that the drift is strong since $x_0 \notin x_0 + \mathcal{F}(x_0, \mu)$.

Example 2. To emphasise the influence of the final condition, let us take again $\mu := 2\|x_0\|$ and set $x_f := (2.5, 0)$. We can note from Figure 4 that the solution turns around the point vortex and profits from the circulation. In this case we obtain a final time $T \approx 2.821$.

Examples 3-4. Here we want to observe what happens for a weak drift. We set $\mu := 0.5\|x_0\|$ and present two cases with $x_f := (-2, 0)$ (cf. left subgraph of Figure 5) and $x_f := (2.5, 0)$ (cf. right subgraph of Figure 5). When $x_f = (-2, 0)$, the final condition is the same as in the example 1 but since the drift is weaker, the final time is longer. This is because the particle takes advantage of the vortex circulation. On the other hand, for $x_f = (2.5, 0)$ (same final condition as example 2) and considering a weak drift, then the particle does not turn around the vortex.

2.6.2. Numerical results on the absence of conjugate points

According to Section 3.2, there are two types of geodesics reaching the boundary of the domain: the bounded geodesics that reach the vortex and the unbounded geodesics. There exists also a unique geodesic separating

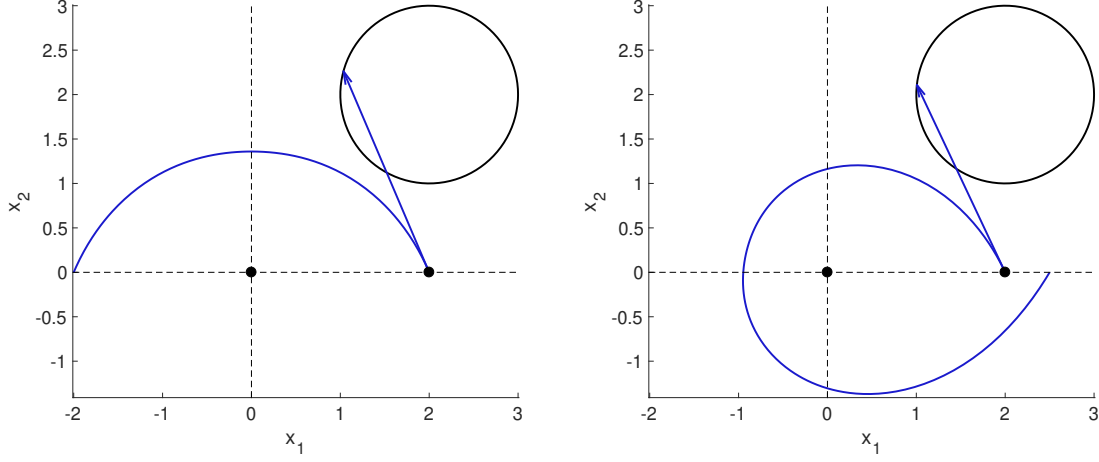


FIGURE 4. **Example 1 and 2.** Geodesic with a strong drift at the initial point: $\mu = 2\|x_0\|$. (Left: example 1) $x_0 = (2, 0)$, $x_f = (-2, 0)$ and the final time is $T \approx 1.641$. (Right: example 2) $x_0 = (2, 0)$, $x_f = (2.5, 0)$ and the final time is $T \approx 2.821$.

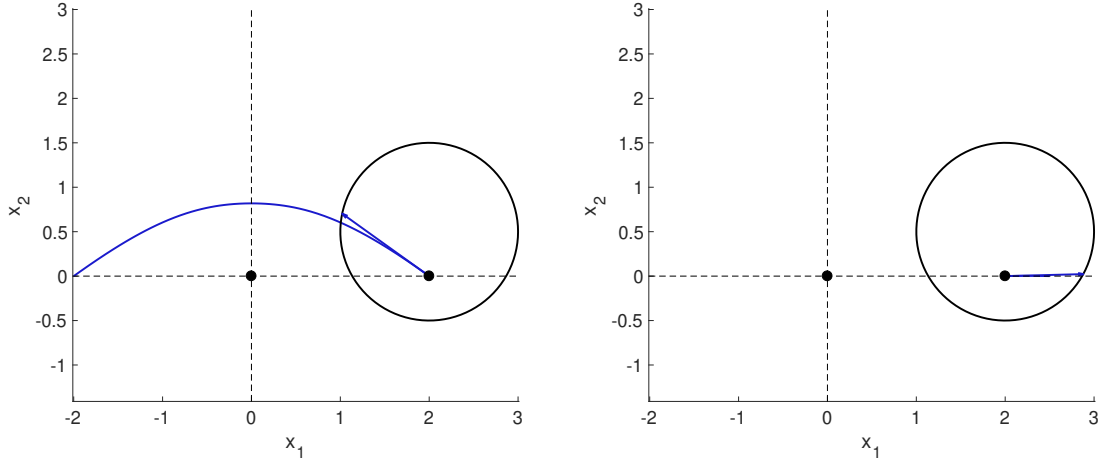


FIGURE 5. **Example 3 and 4.** Geodesic with a weak drift at the initial point: $\mu = 0.5\|x_0\|$. (Left: example 3) $x_0 = (2, 0)$, $x_f = (-2, 0)$ and the final time is $T \approx 2.826$. (Right: example 4) $x_0 = (2, 0)$, $x_f = (2.5, 0)$ and the final time is $T \approx 0.56$. Compare this to Figure 4.

these two cases, which is called the *separatrix*. Fixing $\theta_0 = 0$ and using the parameterization $u(0) = (\cos \alpha, \sin \alpha)$, $\alpha \in [0, 2\pi)$, from Section 2.5.2, we define for a pair $(r_0, \mu) \in \mathbb{R}_+^* \times \mathbb{R}^*$, the set $\Lambda(r_0, \mu)$ of parameters α such that the associated geodesics converge to the vortex and $\Theta(r_0, \mu)$ the set of parameters such that the associated geodesics go to infinity (in norm). The sets $\Lambda(r_0, \mu)$ and $\Theta(r_0, \mu)$ depend on the strength of the drift and the sign of μ , and they are given in Section 3.2. One can find in Figure 6 the smallest singular value, denoted $\sigma_{\min}(\cdot)$, of $\det(\dot{x}(\cdot), \delta x(\cdot))$ over the time, see eq. (17). For a fixed $\alpha \in [0, 2\pi)$, we denote by $t_\alpha \in \mathbb{R}_+^* \cup \{+\infty\}$ the maximal time such that the associated geodesic is well defined over $[0, t_\alpha)$. If there exists a time $t_c \in (0, t_\alpha)$ such that $\sigma_{\min}(t_c) = 0$, then the time t_c is a conjugate time. If not, the geodesic has no conjugate time. One can see from the left subgraph of Figure 6, that for any weak drift and for any $\alpha \in \Theta(r_0, \mu)$, that there are no conjugate times and $\sigma_{\min}(t) \rightarrow 1$ when $t \rightarrow t_\alpha = +\infty$.² From the right subgraph of Figure 6, it is clear that for

²It is clear that $t_\alpha = +\infty$ for any $\alpha \in \Theta(r_0, \mu)$, since $|r| \leq 1$.

any weak drift and for any $\alpha \in \Lambda(r_0, \mu)$, that there are no conjugate times and that $\sigma_{\min}(t) \rightarrow 0$ when $t \rightarrow t_\alpha$. On the two figures, the red curve corresponds to the separatrix. It is clear that for the separatrix $\sigma_{\min}(t) \rightarrow 0.5$ when $t \rightarrow t_\alpha = +\infty$. Since one has similar numerical results in the strong drift case, we make the following conjecture:

Conjecture 2.28. *For any $(x_0, \mu) \in M \times \mathbb{R}^*$, the conjugate locus is empty.*

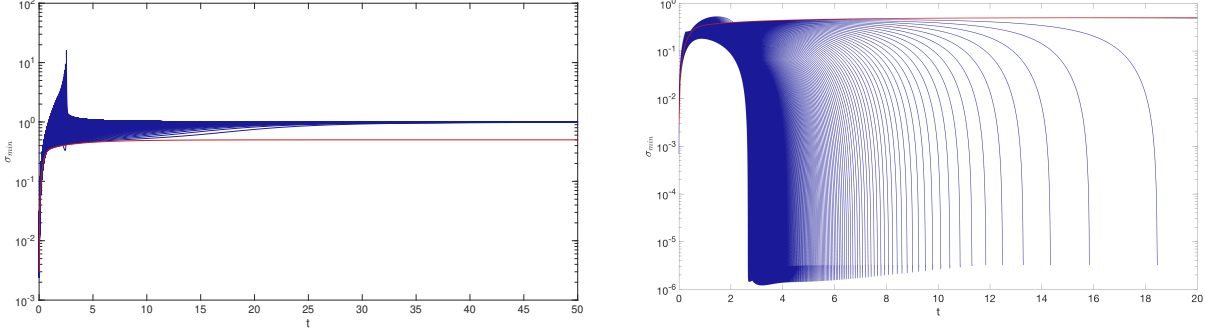


FIGURE 6. Smallest singular value with respect to time. Setting: $\theta_0 = 0$, $\mu = 2.0$, $r_0 = 4\mu/3$ (weak drift at the initial point). The set of parameters $[0, 2\pi]$ is uniformly discretized in $N := 1000$ sub-intervals and we define $0 =: \alpha_1 < \dots < \alpha_N < 2\pi$ the associated parameters. Each blue curve is the graph of the smallest singular value $\sigma_{\min}(t)$ for one $\alpha \in \Theta(r_0, \mu) \cap \cup_{i=1}^N \{\alpha_i\}$ and for $t \in [0, 50]$ on the left subgraph, and for one $\alpha \in \Lambda(r_0, \mu) \cap \cup_{i=1}^N \{\alpha_i\}$ on the right subgraph. In this case, we stop the numerical integration when $r(t) \leq 10^{-3}$ which explains why the minimal value of σ_{\min} is between 10^{-5} and 10^{-6} . The red curve on each plot corresponds to the separatrix.

3. MICRO-LOCAL ANALYSIS AND PROPERTIES OF THE VALUE FUNCTION

3.1. Poincaré compactification on S^3 of the extremal dynamics and integrability results

The objective of this section is to provide the geometric frame to analyze the extremals of order zero. Reparameterizing, the flow defines a polynomial vector field which can be compactified using Poincaré method to analyze the behaviors of extremal curves converging either to the origin or to the infinity, see Section 2.2. Thanks to the rotational symmetry, this foliation can be integrated which is crucial to define in the next section the concept of Reeb circle.

Introducing $c := -p^0$, then from the condition $\mathbf{H} = p_\theta \mu / r^2 + \|p\|_r = -p^0$, one gets $r^2 \|p\|_r = cr^2 - \mu p_\theta$. Plugging this into (15), one obtains:

$$r^3(cr^2 - \mu p_\theta) \dot{r} = r^5 p_r, \quad r^3(cr^2 - \mu p_\theta) \dot{\theta} = \lambda_3 r^3 - \lambda_4 r, \quad r^3(cr^2 - \mu p_\theta) \dot{p}_r = \lambda_1 r^2 - \lambda_2,$$

where $\lambda_1 := (2\mu c + p_\theta)p_\theta$, $\lambda_2 := 2(\mu p_\theta)^2$, $\lambda_3 := \mu c + p_\theta$ and $\lambda_4 := \mu^2 p_\theta$. The aim is to get a polynomial system to integrate, so we use the time reparameterization:

$$\frac{dt}{r^3(cr^2 - \mu p_\theta)} = ds.$$

Denoting by $'$ the derivative with respect to s , the system is written:

$$r' = r^5 p_r, \quad \theta' = \lambda_3 r^3 - \lambda_4 r, \quad p_r' = \lambda_1 r^2 - \lambda_2.$$

We use Poincaré compactification where the sphere is identified to $x = 1$ and this leads to the following dynamics:

$$r' = r^5 p_r, \quad \theta' = \lambda_3 r^3 x^3 - \lambda_4 r x^5, \quad p_r' = \lambda_1 r^2 x^4 - \lambda_2 x^6, \quad x' = 0, \quad (20)$$

which can be projected onto the 3-sphere $r^2 + \theta^2 + p_\theta^2 + x^2 = 1$, up to a time reparameterization. Integrating the system (20), one has $x = c_1$ and we get:

$$\frac{dr}{dp_r} = \frac{r^5 p_r}{\lambda_1 r^2 x^4 - \lambda_2 x^6}$$

which can be integrated by separating the variables:

$$\frac{dr}{r^5} (\lambda_1 r^2 x^4 - \lambda_2 x^6) = p_r dp_r.$$

Hence, we obtain:

$$\frac{\lambda_2 c_1^6}{4r^4} - \frac{\lambda_1 c_1^4}{2r^2} = \frac{1}{2} p_r^2 + K_1.$$

Using quadratures from (20), one can obtain $s = f(r)$, $\theta = g(r)$. To illustrate the integrability properties, we only give the formula in the abnormal case for the r component:

Proposition 3.1. *For $\alpha \in \{\alpha_1^a, \alpha_2^a\}$ (see Section 2.5.2 for the definition of α_1^a and α_2^a), one has:*

$$r(t) = \left(s(t)^2 - \frac{2 \cos \alpha}{r_0} s(t) + \frac{1}{r_0^2} \right)^{-\frac{1}{2}}, \quad \text{where } s(t) := \frac{\sin \alpha}{r_0} \tan \left(\frac{\sin \alpha}{r_0} t + \arctan \left(-\frac{\cos \alpha}{\sin \alpha} \right) \right) + \frac{\cos \alpha}{r_0}.$$

3.2. Micro-local analysis of the extremal solutions

Since θ is a cyclic variable, and so p_θ is a parameter, then we can focus the analysis on the subsystem

$$\dot{r} = \frac{p_r}{\|p\|_r}, \quad \dot{p}_r = \frac{p_\theta}{r^3} \left(2\mu + \frac{p_\theta}{\|p\|_r} \right), \quad (21)$$

to determine the different types of extremals. First of all, it is clear that the unique equilibrium point satisfying $(p_r, p_\theta) \neq (0, 0)$ and $r \geq 0$ is given by

$$(r_e, p_{r,e}) := (2|\mu|, 0),$$

and p_θ must satisfy $\text{sign}(p_\theta) = -\text{sign}(\mu)$. Now, introducing

$$a(p_\theta, \mu) := \mu^2 p_\theta^2 \quad \text{and} \quad b(p_\theta, r_0, \mu) := -p_\theta \left(p_\theta + 2\mu + 2p_\theta \frac{\mu^2}{r_0^2} \right),$$

one can define

$$\varphi(r, p_\theta, r_0, \mu) := a(p_\theta, \mu) \left(\frac{1}{r^4} - \frac{1}{r_0^4} \right) + b(p_\theta, r_0, \mu) \left(\frac{1}{r^2} - \frac{1}{r_0^2} \right) + 1 - \frac{p_\theta^2}{r_0^2}$$

and one has the following result:

Lemma 3.2. *Along any extremal parameterized by $\|(p_r(0), p_\theta)\|_{r(0)} = 1$ holds $p_r(t)^2 = \varphi(r(t), p_\theta, r(0), \mu)$.*

Proof. From (21), one has along the extremal (omitting the time variable):

$$p_r \dot{p}_r = \frac{p_\theta}{r^3} (p_\theta + 2\mu \|p\|_r) \dot{r}. \quad (22)$$

Using the parameterization $\|p_0\|_{r_0} = 1$ (with $p_0 := (p_r(0), p_\theta)$ and $r_0 := r(0)$), one has

$$\|p(t)\|_{r(t)} = -\left(p^0 + p_\theta \frac{\mu}{r(t)^2}\right) = p_\theta \mu \left(\frac{1}{r_0^2} - \frac{1}{r(t)^2}\right) + 1, \quad (23)$$

since along the extremal the Hamiltonian is constant and equal to $-p^0$. Putting (23) in (22), one has

$$p_r \dot{p}_r = -\left(\frac{2a}{r^5} + \frac{b}{r^3}\right) \dot{r}.$$

Integrating this equation, we have

$$\frac{1}{2} p_r^2 = \frac{1}{2} \left(\frac{a}{r^4} + \frac{b}{r^2} + c\right), \quad c := p_r(0)^2 - \frac{a}{r_0^4} - \frac{b}{r_0^2},$$

and since $p_r(0)^2 = 1 - p_\theta^2/r_0^2$, we get the conclusion. \square

Let us fix p_θ , r_0 and μ and introduce the polynomial function of degree two $P(X) := aX^2 + bX + c$, with

$$\Delta := b^2 - 4ac = p_\theta^3 \left(p_\theta \left(1 + 4\frac{\mu^2}{r_0^2}\right) + 4\mu\right),$$

its discriminant. Then, we have $\varphi(r, p_\theta, r_0, \mu) = P(1/r^2)$ and the sign of the discriminant plays a crucial role in the analysis.

Remark 3.3. If $p_\theta = 0$ then $P(X) = 1$ and if $\mu = 0$ then $P(X) = -p_\theta^2 X + c$. The polynomial P is of degree two if and only if $p_\theta \neq 0$ and $\mu \neq 0$. The case $\mu = 0$ is the simple Euclidean case that we do not develop. If $p_\theta = 0$ then $\dot{p}_r = 0$, $\dot{r} = \pm 1$ and this case is clear: these are the fastest geodesics converging either to the vortex ($\dot{r} = -1$) or going to infinity ($\dot{r} = +1$).

Let us introduce now

$$p_\theta^* := -\frac{4\mu}{1 + 4\frac{\mu^2}{r_0^2}},$$

such that, assuming $p_\theta \neq 0$, $\mu > 0$ and $r_0 > 0$, we have:

$$\Delta(p_\theta, r_0, \mu) \begin{cases} < 0 & \text{if } p_\theta \in (p_\theta^*, 0), \\ = 0 & \text{if } p_\theta = p_\theta^*, \\ > 0 & \text{if } p_\theta \in \mathbb{R} \setminus [p_\theta^*, 0]. \end{cases}$$

Remark 3.4. If $\mu < 0$, then $p_\theta^* > 0$ and we have $\Delta(p_\theta, r_0, \mu) < 0$ if $p_\theta \in (0, p_\theta^*)$, $\Delta(p_\theta^*, r_0, \mu) = 0$ and $\Delta(p_\theta, r_0, \mu) > 0$ if $p_\theta \in \mathbb{R} \setminus [0, p_\theta^*]$.

Remark 3.5. Note that with our parameterization, we are only interested in parameters p_θ satisfying $|p_\theta| \leq r_0$. We can check that for any $r_0 > 0$ and $\mu \neq 0$, we have $|p_\theta^*| \leq r_0$. The particular case $|p_\theta^*| = r_0$ is given by $r_0 = 2|\mu|$. Thus, setting $p_\theta = r_0 \sin \alpha$, we can find two parameters $0 < \alpha_1^* \leq \alpha_2^* < 2\pi$ such that $p_\theta^* =: r_0 \sin \alpha_1^* = r_0 \sin \alpha_2^*$. This gives us

$$\sin \alpha_1^* = \sin \alpha_2^* = -\frac{4\lambda}{1 + 4\lambda^2}, \quad \lambda := \frac{\mu}{r_0},$$

and we can see again that the ratio μ/r_0 is of particular interest. Note that $\alpha_1^* = \alpha_2^*$ if $r_0 = 2|\mu|$.

Let us analyze the three different cases depending on the sign of the discriminant, considering that $p_\theta \neq 0$ and fixing the parameters $\mu > 0$ and $r_0 > 0$.

- **Case $\Delta < 0$.** In this case, the polynomial P has no roots and so $p_r(t)^2 = P(1/r(t)^2)$ never vanishes. See Figure 7 for an illustrative example. Thus, p_r is of constant sign such as \dot{r} and so r is monotone, even strictly monotone since p_r is nonzero. This case is given by $p_\theta \in (p_\theta^*, 0)$, thus, in this case $|p_\theta| \leq |p_\theta^*| \leq r_0$ and setting $(p_r(0), p_\theta) = (\cos \alpha, r_0 \sin \alpha)$, then $r(t) \rightarrow 0$ (*i.e.* to the vortex) when $t \rightarrow t_\alpha$ if $\cos \alpha < 0$ and $r(t) \rightarrow +\infty$ when $t \rightarrow t_\alpha$ if $\cos \alpha > 0$, where $t_\alpha \in \mathbb{R}_+^* \cup \{+\infty\}$ is the maximal positive time such that the associated geodesic is defined over $[0, t_\alpha)$. Denoting

$$\alpha^* := \arcsin\left(\frac{p_\theta^*}{r_0}\right) \in \left[-\frac{\pi}{2}, 0\right)$$

and introducing (cf. remark 3.5) $\alpha_1^* := \pi - \alpha^*$ and $\alpha_2^* = 2\pi + \alpha^* = 3\pi - \alpha_1^*$, then, for $\alpha \in (\pi, \alpha_1^*)$, we have $r(t) \rightarrow 0$, while for $\alpha \in (\alpha_2^*, 2\pi)$, we have $r(t) \rightarrow +\infty$, when $t \rightarrow t_\alpha$.

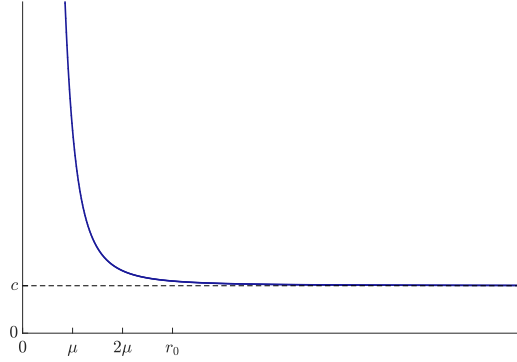


FIGURE 7. **Case $\Delta < 0$.** Graph of $r \mapsto P(1/r^2)$. Setting: $\mu = 2$, $r_0 = 3\mu$, $p_\theta = p_\theta^*/2 \in (p_\theta^*, 0)$.

- **Case $\Delta = 0$.** Since we assume $p_\theta \neq 0$ then $\Delta(p_\theta, r_0, \mu) = 0$ if and only if $p_\theta = p_\theta^*$. In this case $P(1/r^2) = 0$ if and only if $r = r^* := 2\mu = r_e$. See Figure 8 for an illustrative example. We have four possibilities:
 - If $r_0 > r^*$ and $p_r(0) > 0$, that is $p_r(0) = \cos \alpha_2^*$, then $r(t) \rightarrow +\infty$ when $t \rightarrow t_{\alpha_2^*}$.
 - If $r_0 < r^*$ and $p_r(0) < 0$, that is $p_r(0) = \cos \alpha_1^*$, then $r(t) \rightarrow 0$ when $t \rightarrow t_{\alpha_1^*}$.
 - If $r_0 > r^*$ and $p_r(0) = \cos \alpha_1^* < 0$, or if $r_0 < r^*$ and $p_r(0) = \cos \alpha_2^* > 0$, then $r(t) \rightarrow r^*$.
 - If $r_0 = r^*$ and $p_r(0) = \cos \alpha_1^* = \cos \alpha_2^* = 0$, then $r(t) = r^*$ for any time t and thus, in this case, the geodesic describes a circle.

Remark 3.6. We can notice that $(r_e, p_{r,e}) = (2\mu, 0)$ is an unstable hyperbolic fixed point and its associated linearized system has $\pm 1/2\mu$ as eigenvalues with associated eigenvectors $(\pm \mu(4\mu^2 + r_0^2)/r_0^2, 1)$.

Remark 3.7. Let us consider the θ dynamics:

$$\dot{\theta} = \frac{1}{r^2} \left(\mu + \frac{p_\theta}{\|p\|_r} \right).$$

Fixing $p_\theta = -4\mu r^2/(r^2 + 4\mu^2)$ and using the parameterization $\|p\|_r = 1$ (this amounts to consider r as the initial distance to the vortex), then we have $\dot{\theta} = 0 \Leftrightarrow \mu + p_\theta = 0 \Leftrightarrow r = 2|\mu|/\sqrt{3}$. See also eq. (24).

- **Case $\Delta > 0$.** In this case, P has two roots $X_- < X_+$ given by:

$$X_\pm := \frac{p_\theta^2 r_0^2 + 2\mu^2 p_\theta^2 + 2\mu p_\theta r_0^2 \pm r_0 \sqrt{p_\theta^3 (4p_\theta \mu^2 + 4\mu r_0^2 + p_\theta r_0^2)}}{2\mu^2 p_\theta^2 r_0^2}.$$

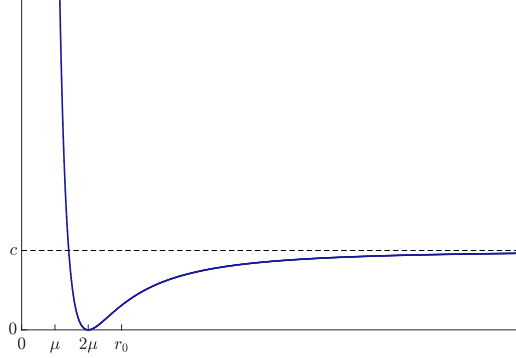


FIGURE 8. **Case** $\Delta = 0$. Graph of $r \mapsto P(1/r^2)$. Setting: $\mu = 2$, $r_0 = 3\mu$, $p_\theta = p_\theta^*$.

By a tedious calculation, one can prove that $X_- \geq 0$ and $X_- = 0$ if and only if $p_\theta = -r_0^2/\mu < p_\theta^* < 0$. Let us introduce

$$r_1 := \frac{1}{\sqrt{X_+}} \quad \text{and} \quad r_2 := \frac{1}{\sqrt{X_-}},$$

with the convention $1/0 = +\infty$. Then, for any $r \in (r_1, r_2)$, we have $P(1/r^2) < 0$ and thus it clear that $r_0 \notin (r_1, r_2)$, since by definition $P(1/r_0^2) = p_r(0)^2 \geq 0$.

- (1) **Subcase** $p_\theta > 0$. Since p_θ is positive we have $0 < X_- < X_+$ and thus $0 < r_1 < r_2 < +\infty$. We can easily prove that $p_\theta > 0 \Rightarrow r_1 < r_0$ since:

$$r_1 < r_0 \Leftrightarrow 1 < r_0^2 X_+ \Leftrightarrow 0 < p_\theta^2 r_0^2 + 2\mu p_\theta r_0^2 + r_0 \sqrt{p_\theta^3 (4p_\theta \mu^2 + 4\mu r_0^2 + p_\theta r_0^2)}.$$

This can be seen on Figure 9. Since $r_0 \notin (r_1, r_2)$, then $p_\theta > 0 \Rightarrow r_2 \leq r_0$ and thus $r(t)$ will go to $+\infty$ in any case. More precisely, setting $(p_r(0), p_\theta) = (\cos \alpha, r_0 \sin \alpha)$, then we have:

- If $\alpha \in (0, \pi/2)$, then $\dot{r}(0) > 0$ and thus $r_2 < r_0$. In this case we have $\dot{r}(t) > 0$ for any $t \geq 0$ and thus r is strictly increasing and $r(t) \rightarrow +\infty$ when $t \rightarrow t_\alpha$.
 - If $\alpha = \pi/2$, then $\dot{r}(0) = 0$, that is $r_2 = r_0$, but $r(t)$ is strictly increasing for $t > 0$ and we still have $r(t) \rightarrow +\infty$ when $t \rightarrow t_\alpha$.
 - If $\alpha \in (\pi/2, \pi)$, then $\dot{r}(0) < 0$ and again $r_2 < r_0$. In this case, $r(t)$ is decreasing over $[0, \bar{t}_\alpha]$, where $\bar{t}_\alpha > 0$ is the time such that $P(1/r(\bar{t}_\alpha)^2) = 0$, that is such that $r(\bar{t}_\alpha) = r_2$. Since $(r_2, 0)$ is not an equilibrium point (a necessary condition is $\text{sign}(p_\theta) = -\text{sign}(\mu)$), and since along the geodesic holds $p_r(t)^2 = P(1/r(t)^2)$, then necessarily, $r(t)$ is increasing over $[\bar{t}_\alpha, t_\alpha)$ (the sign of p_r changes at $t = \bar{t}_\alpha$ and no more changing may occur after), even strictly increasing for $t > \bar{t}_\alpha$ and we still have $r(t) \rightarrow +\infty$ when $t \rightarrow t_\alpha$.
- (2) **Subcase** $p_\theta < p_\theta^*$. Here we have $-r_0 \leq p_\theta < p_\theta^* < 0$. Setting $(p_r(0), p_\theta) = (\cos \alpha, r_0 \sin \alpha)$, this case corresponds to $\alpha \in (\alpha_1^*, \alpha_2^*)$. Let us recall that if $r_0 = r^* = 2\mu$, then $p_\theta^* = -r_0$ (i.e. $\alpha_1^* = \alpha_2^* = 3\pi/2$), and so if $r_0 = r^*$, then this last case is empty. We thus have either $r_0 < r^*$ or $r_0 > r^*$. Let us prove now that $r_1 < r^*$. To do this, we need the first following result:

$$p_\theta < p_\theta^* \Leftrightarrow p_\theta r_0^2 + 4\mu^2 p_\theta + 4\mu r_0^2 < 0.$$

Besides,

$$r_1 < r^* = 2\mu \Leftrightarrow 1 < 4\mu^2 X_+ \Leftrightarrow 0 < p_\theta (p_\theta r_0^2 + 4\mu^2 p_\theta + 4\mu r_0^2) + 2\sqrt{\Delta},$$

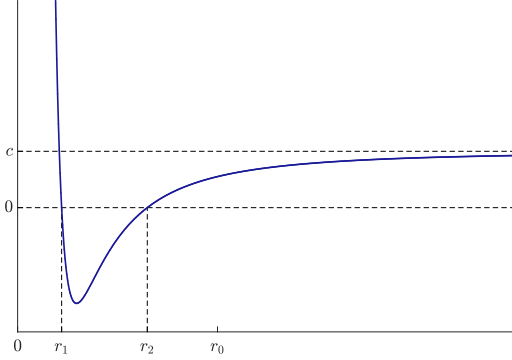


FIGURE 9. **Case $\Delta > 0$ and $p_\theta > 0$.** Graph of $r \mapsto P(1/r^2)$. Setting: $\mu = 2$, $r_0 = 3\mu$, $p_\theta = r_0/2$.

which is true since $p_\theta < 0$ and $p_\theta < p_\theta^*$. We are now in position to conclude:

- If $r_0 > r^*$ then necessarily $r_0 \geq r_2$ (see Figure 10) since $r_0 \notin (r_1, r_2)$ and thus $r(t) \rightarrow +\infty$ when $t \rightarrow t_\alpha$ for any $\alpha \in (\alpha_1^*, \alpha_2^*)$. More precisely, $r(t)$ is strictly increasing if $\alpha \in (3\pi/2, \alpha_2^*)$, it is increasing if $\alpha = 3\pi/2$ ($\dot{r}(0) = 0$) and has one oscillation if $\alpha \in (\alpha_1^*, 3\pi/2)$.

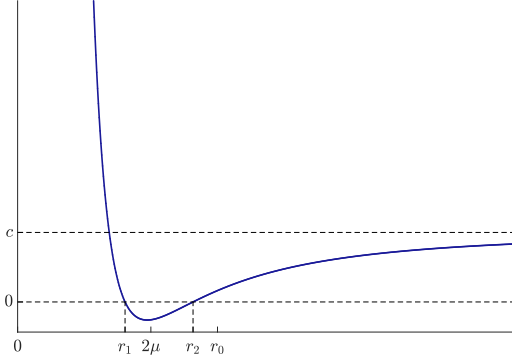


FIGURE 10. **Case $\Delta > 0$ and $p_\theta < p_\theta^*$:** $r \mapsto P(1/r^2)$. Setting: $\mu = 2$, $r_0 = 3\mu$, $p_\theta = (p_\theta^* - r_0)/2$.

- If $r_0 < r^*$, using the fact that $|p_\theta| \leq r_0 < r^* = 2\mu$, then one can prove by a tedious calculation that $r_0 \leq r_1$ (see Figure 11). Then, we have $r(t) \rightarrow 0$ when $t \rightarrow t_\alpha$ for any $\alpha \in (\alpha_1^*, \alpha_2^*)$. More precisely, $r(t)$ is strictly decreasing if $\alpha \in (\alpha_1^*, 3\pi/2)$, it is decreasing if $\alpha = 3\pi/2$ ($\dot{r}(0) = 0$) and has one oscillation if $\alpha \in (3\pi/2, \alpha_2^*)$.

Remark 3.8. According to Section 2.5.2, the abnormal extremals are given by $p_\theta^a := -r_0^2/\mu$, that is by $\alpha = \alpha_1^a$ and $\alpha = \alpha_2^a$ (defined in Section 2.5.2). Since (recalling that $\mu > 0$)

$$p_\theta^a - p_\theta^* = -\frac{r_0^4}{\mu(r_0^2 + 4\mu^2)} < 0,$$

it is clear that $p_\theta^a < p_\theta^*$, which gives $\alpha_1^* < \alpha_1^a \leq \alpha_2^a < \alpha_2^*$, and thus the abnormal case is contained in this last case of $\Delta > 0$. Besides, the abnormal extremals exist only if the drift is strong or moderate, that is if $r_0 \leq \mu < r^*$. To end this remark, let us mention that if the drift is strong, then for any $\alpha \in (\alpha_1^a, \alpha_2^a) \neq \emptyset$ the associated extremal is elliptic and from the previous analysis, one can say that all the elliptic geodesics converge to the vortex, that is $r(t) \rightarrow 0$ when $t \rightarrow t_\alpha$.

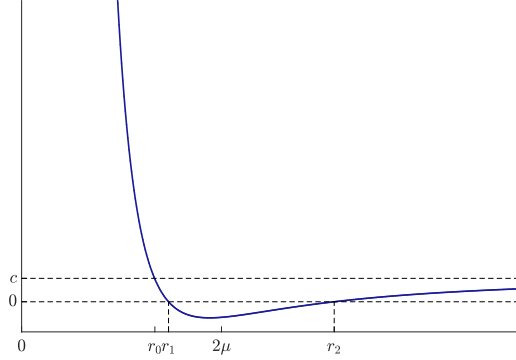


FIGURE 11. **Case $\Delta > 0$ and $p_\theta < p_\theta^*$:** $r \mapsto P(1/r^2)$. Setting: $\mu = 2$, $r_0 = 4\mu/3$, $p_\theta = (p_\theta^* - r_0)/2$.

We want now to group together the geodesics converging to the vortex and separate them from the ones going to infinity. We thus introduce for $r_0 > 0$ and $\mu \neq 0$, the following sets contained in $[0, 2\pi)$:

$$\Lambda(r_0, \mu) := \begin{cases} [\pi, \alpha_1^*) & \text{if } r_0 \geq 2\mu \text{ and } \mu > 0 \\ [\pi, \alpha_2^*) & \text{if } r_0 < 2\mu \text{ and } \mu > 0 \\ (\alpha_2^*, \pi] & \text{if } r_0 \geq 2|\mu| \text{ and } \mu < 0 \\ (\alpha_1^*, \pi] & \text{if } r_0 < 2|\mu| \text{ and } \mu < 0 \end{cases}$$

$$\Theta(r_0, \mu) := \begin{cases} [0, \pi) \cup (\alpha_1^*, 2\pi) & \text{if } r_0 > 2\mu \text{ and } \mu > 0 \\ [0, \pi) \cup (\alpha_2^*, 2\pi) & \text{if } r_0 \leq 2\mu \text{ and } \mu > 0 \\ [0, \alpha_2^*) \cup (\pi, 2\pi) & \text{if } r_0 > 2|\mu| \text{ and } \mu < 0 \\ [0, \alpha_1^*) \cup (\pi, 2\pi) & \text{if } r_0 \leq 2|\mu| \text{ and } \mu < 0 \end{cases}$$

$$\Psi(r_0, \mu) := \begin{cases} \{\alpha_1^*\} & \text{if } (r_0 > 2\mu \text{ and } \mu > 0) \text{ or if } (r_0 \leq 2|\mu| \text{ and } \mu < 0) \\ \{\alpha_2^*\} & \text{if } (r_0 \leq 2\mu \text{ and } \mu > 0) \text{ or if } (r_0 > 2|\mu| \text{ and } \mu < 0) \end{cases}$$

Definition 3.9. The geodesics parameterized by $\alpha \in \Psi(r_0, \mu)$ are called *separating geodesics*.

We can now summarize the analysis:

Theorem 3.10. *Let us fix $x_0 \in M$ and $\mu \neq 0$. Then, to any $\alpha \in [0, 2\pi)$ is associated a unique zero order extremal $z(\cdot) := (x(\cdot), p(\cdot))$ solution of the Hamiltonian system $\dot{z} = \bar{\mathbf{H}}(z)$ given by eq. (12), satisfying $x(0) = x_0$, and parameterized in polar coordinates by $\|p(0)\|_{r_0} = 1$ (with $r_0 := \|x_0\|$). Besides, we have:*

$$\begin{aligned} \forall \alpha \in \Lambda(r_0, \mu) & : \lim_{t \rightarrow t_\alpha} r(t) = 0, \\ \forall \alpha \in \Theta(r_0, \mu) & : \lim_{t \rightarrow t_\alpha} r(t) = +\infty \quad \text{with } t_\alpha = +\infty, \\ \forall \alpha \in \Psi(r_0, \mu) & : \lim_{t \rightarrow t_\alpha} r(t) = r^* = 2|\mu| \quad \text{with } t_\alpha = +\infty. \end{aligned}$$

3.3. Reeb foliations

3.3.1. 3-dimensional compact Reeb component

A concrete example of foliation of codimension 1 on the 3-sphere S^3 is given by the Reeb foliation [20]. To construct such a foliation, the idea is to glue together two 3-dimensional foliations on two solid tori along

their boundary. Let us recall only the construction of such a foliation on the solid torus $D^2 \times S^1$, where $D^2 := \{(x, y) \in \mathbb{R}^2 \mid x^2 + y^2 \leq 1\} = \bar{B}(0, 1)$, following the presentation of [23]. Let $f: D^2 \rightarrow \mathbb{R}$ be a smooth mapping such that the following conditions are satisfied:

- (1) f is of the form: $f(x, y) =: \varphi(x^2 + y^2)$, that is in polar coordinates, $f(r, \theta) = \varphi(r^2)$,
- (2) $f(\partial D^2) = \{0\}$ and $f(x, y) > 0$ for $(x, y) \notin \partial D^2 = S^1$,
- (3) f has no critical points on ∂D^2 .

Let consider the smooth mapping $F: D^2 \times \mathbb{R} \rightarrow \mathbb{R}$ defined by $F(x, y, t) := f(x, y)e^t$, where $(x, y) \in D^2$ and $t \in \mathbb{R}$. F is a submersion from $D^2 \times \mathbb{R}$ to \mathbb{R} and defines a foliation of $D^2 \times \mathbb{R}$ whose leaves are the level sets of $F: F^{-1}(a)$, $a \geq 0$. This foliation is called the *3-dimensional non compact Reeb component* and it is denoted by \mathcal{R}^3 in [23]. Since $F(x, y, t + 1) = eF(x, y, t)$, then, \mathcal{R}^3 defines a foliation on the quotient manifold $D^2 \times S^1 = D^2 \times \mathbb{R} / (x, y, t) \sim (x, y, t + 1)$. This foliation being called the *3-dimensional compact Reeb component* and denoted \mathcal{R}_c^3 . This foliation admits a unique compact leaf: the boundary of $D^2 \times \mathbb{R}$ diffeomorphic to the torus $\mathbb{T}^2 = S^1 \times S^1$. All the others leaves are diffeomorphic to \mathbb{R}^2 and are also given by the quotient of the graphs of functions of the form (in polar coordinates): $(r, \theta) \in B(0, 1) \mapsto -\ln(\varphi(r^2)) + b$, $b \in \mathbb{R}$.

Remark 3.11. A simple example which is detailed in [23] is given by the mapping $f(r, \theta) = 1 - r^2$. Note that it is possible to construct a Reeb component on the solid torus with a function F which is a submersion only on $B(0, 1) \times \mathbb{R}$. Such an example is given by the function $f(r, \theta) = \exp(-\exp(1/(1 - r^2)))$. This possibility will be useful in the following section to construct a 2-dimensional Reeb component from the Vortex application.

Let us exhibit now a function f in the Vortex application that can be used to construct a 3-dimensional compact Reeb component and thus a Reeb foliation on S^3 . To this end, we focus on the separating geodesics, that is the geodesics associated to parameters $\alpha \in \Psi(r_0, \mu)$. These geodesics are parameterized by $p_\theta = p_\theta^* = -4\mu r_0^2 / (r_0^2 + 4\mu^2)$ and $\|p(0)\|_{r_0} = 1$, where $p(0) = (p_r(0), p_\theta)$ is the initial covector. Let us fix the circulation $\mu > 0$ and the initial distance $r_0 > 0$. Let $\alpha \in \Psi(r_0, \mu)$ denotes the single element contained in this set. Let us denote by $(r(\cdot), \theta(\cdot))$ the associated separating geodesic and by γ its orbit, that is $\gamma := \{(r(t), \theta(t)) \mid t \in (t^\alpha, t_\alpha)\}$, where $t^\alpha < 0$ is the minimal negative time such that the geodesic is well defined by backward integration. The time $t_\alpha > 0$ being the maximal positive time such that the geodesic is well defined by forward integration. Let us consider now an arbitrary point $(r_1, \theta_1) \in \gamma$ and define σ as the orbit associated to the unique separating geodesic when we consider (r_1, θ_1) as the new initial state. Then, it is clear that $\gamma = \sigma$ since again the set $\Psi(r_1, \mu)$ has only one element. Thus, considering that at any time t , $r(t)$ is the initial distance to the vortex, leads to reparameterize the separating geodesics by setting $p_\theta = -4\mu r(t)^2 / (r(t)^2 + 4\mu^2)$ and $\|p(t)\|_{r(t)} = 1$, which gives

$$p_r(t)^2 = 1 - \frac{p_\theta^2}{r(t)^2} = \frac{(r(t)^2 - 4\mu^2)^2}{(r(t)^2 + 4\mu^2)^2}.$$

In the case $0 < r_0 < 2\mu$, the parameter $\alpha \in \Psi(r_0, \mu)$ is given by α_2^* and thus $p_r(t) > 0$ for any time t (see Section 3.2). In this case, the dynamics of the separating geodesics reduces to the 2-dimensional differential equations:

$$\dot{r} = \frac{p_r}{\|p\|_r} = p_r = \frac{4\mu^2 - r^2}{4\mu^2 + r^2}, \quad \dot{\theta} = \frac{1}{r^2} \left(\mu + \frac{p_\theta}{\|p\|_r} \right) = \frac{1}{r^2} (\mu + p_\theta) = \frac{\mu}{r^2} \left(\frac{4\mu^2 - 3r^2}{4\mu^2 + r^2} \right). \quad (24)$$

Writing

$$dt = \frac{4\mu^2 + r^2}{4\mu^2 - r^2} dr,$$

then by integration we have

$$t(r) = 4\mu \operatorname{atanh} \left(\frac{r}{2\mu} \right) - r + c = 2\mu \ln \left(\frac{2\mu + r}{2\mu - r} \right) - r + c = \ln \left(\left(\frac{2\mu + r}{2\mu - r} \right)^{2\mu} e^{-rK} \right),$$

with a constant $c := \ln K$. Introducing $2\mu\rho^2 := r$, $\rho \in [0, 1]$, then one can define the function

$$f(\rho, \theta) := \varphi(\rho^2) := \left(\frac{1 - \rho^2}{1 + \rho^2} \right)^{2\mu} e^{2\mu\rho^2}$$

which satisfies the conditions (1)-(2)-(3) to construct a 3-dimensional compact Reeb component from $F(\rho, \theta, t) := f(\rho, \theta) e^t$.

3.3.2. 2-dimensional compact Reeb component

In the Vortex application, one can find a foliation in the 2-dimensional state space given by the separating geodesics. To present this foliation, we need to introduce a generalized 2-dimensional Reeb component following the presentation of [23]. We thus first recall what is a 2-dimensional Reeb component and then we introduce the generalization. Let $f: [-1, 1] \rightarrow \mathbb{R}$ be a smooth mapping such that the following conditions are satisfied:

- (4) f is of the form: $f(x) =: \varphi(x^2)$,
- (5) $f(\{-1, 1\}) = \{0\}$ and $f((-1, 1)) > 0$,
- (6) f has no critical points on $\{-1, 1\}$.

Let consider the smooth mapping $F: [-1, 1] \times \mathbb{R} \rightarrow \mathbb{R}$ defined by $F(x, t) := f(x) e^t$, where $x \in [-1, 1]$ and $t \in \mathbb{R}$. F is a submersion from $[-1, 1] \times \mathbb{R}$ to \mathbb{R} and defines a foliation of $[-1, 1] \times \mathbb{R}$ whose leaves are the level sets of F : $F^{-1}(a)$, $a \geq 0$. This foliation is called the *2-dimensional non compact Reeb component* and it is denoted by \mathcal{R}^2 in [23]. Since $F(x, t + 1) = e F(x, t)$, then, \mathcal{R}^2 defines a foliation on the annulus $[-1, 1] \times S^1 = [-1, 1] \times \mathbb{R} / (x, t) \sim (x, t + 1)$. This foliation being called the *2-dimensional compact Reeb component* and denoted \mathcal{R}_c^2 . This foliation admits two compact leaves: the two boundaries of the annulus, diffeomorphic to S^1 . All the others leaves are diffeomorphic to \mathbb{R} and each of their two extremities wind up around one of the two compact leaves. These non compact leaves are also given by the quotient of the graphs of functions of the form: $x \in (-1, 1) \mapsto -\ln(\varphi(x^2)) + b$, $b \in \mathbb{R}$.

Remark 3.12. A simple example which is detailed in [23] is given by the function $f(x) = 1 - x^2$. The maximum of this function is given by solving $f'(x) = 2x = 0$, that is for $x = 0$. Note that it is possible to construct a Reeb component on the annulus with a function F which is a submersion only on $(-1, 1) \times \mathbb{R}$ considering for instance $f(x) = \exp(-\exp(1/(1 - x^2)))$.

Remark 3.13. Note that we can construct a 3-dimensional Reeb component from the 2-dimensional Reeb component if f satisfies the condition (4)-(5)-(6). See [23] for details.

Let us slightly generalize the construction of a Reeb component on the annulus. To do so, we consider a function $f: [a, b] \rightarrow \mathbb{R}$ smooth on (a, b) , $a < b$ in \mathbb{R} , and such that:

- (7) $f(\{a, b\}) = \{0\}$, $f((a, b)) > 0$.

Then, $F(x, t) := f(x) e^t$ is a submersion from $(a, b) \times \mathbb{R}$ to \mathbb{R} and defines a foliation on $[a, b] \times \mathbb{R}$ which is called the *generalized 2-dimensional non compact Reeb component* and denoted $\mathcal{R}^{2,G}$. As in the two previous cases, $\mathcal{R}^{2,G}$ defines a foliation on the annulus $[a, b] \times S^1$ which is called the *generalized 2-dimensional compact Reeb component* and denoted $\mathcal{R}_c^{2,G}$. This foliation, like \mathcal{R}_c^2 , has two compact leaves diffeomorphic to S^1 and all the others leaves are diffeomorphic to \mathbb{R} and given by the quotient of the graphs of functions of the form: $x \in (a, b) \mapsto -\ln(f(x)) + c$, $c \in \mathbb{R}$.

Remark 3.14. The most important difference with the classical case is that we do not impose that $f(x)$ is of the form $\varphi(x^2)$. Even in the case $a = -b$, if $f(x)$ is not of the form $\varphi(x^2)$, then we do not have necessarily $f(-x) = f(x)$ and if we do not have this symmetry, then it is not possible to construct a 3-dimensional Reeb component from a 2-dimensional one using the construction detailed in [23].

Let us exhibit now a function f from the Vortex application that satisfies the condition (7). We fix $\mu > 0$. Coming back to eq. (24), one can write

$$d\theta = \frac{\mu}{r^2} \left(\frac{4\mu^2 - 3r^2}{4\mu^2 - r^2} \right) dr.$$

Integrating we have:

$$\theta(r) = \operatorname{atanh} \left(\frac{r}{2\mu} \right) + \frac{\mu}{r} + c = \frac{1}{2} \ln \left(\frac{2\mu + r}{2\mu - r} \right) + \frac{\mu}{r} + c = \ln \left(\left(\frac{2\mu + r}{2\mu - r} \right)^{\frac{1}{2}} e^{\frac{\mu}{r}} K \right),$$

with a constant $c := \ln K$. Introducing for $r \in [0, 2\mu]$:

$$f(r) := \left(\frac{2\mu - r}{2\mu + r} \right)^{\frac{1}{2}} e^{-\frac{\mu}{r}}, \quad (25)$$

with $f(0) = 0$, then the separating geodesics inside the punctured disk of radius 2μ are exactly given by the level sets of the function $F(r, \theta) := f(r) e^\theta$. Besides, the function f satisfies the condition (7) and thus, it defines a generalized 2-dimensional compact Reeb component on the annulus $[0, 2\mu] \times \mathbb{S}^1$, see Figure 12.

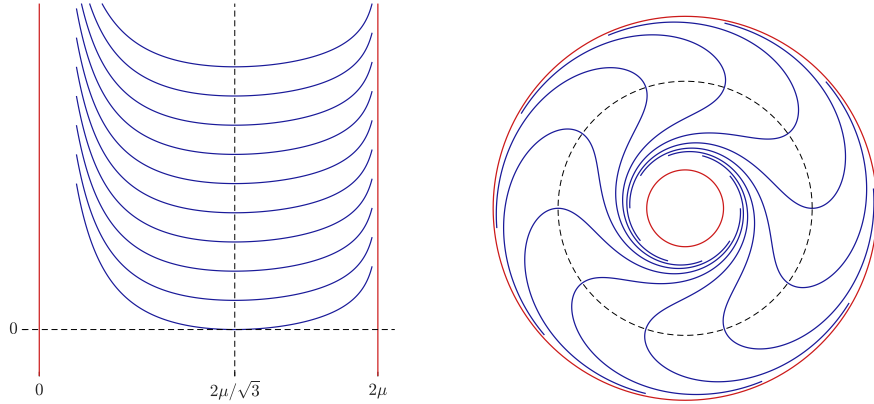


FIGURE 12. (Left) Graphs of $r \in (0, 2\mu) \mapsto -\ln(f(r)) + c$, $c \in \mathbb{R}$, with f defined by eq. (25). The minimum is attained at $r = 2\mu/\sqrt{3}$ where $f'(r) = 0$. (Right) Generalized 2-dimensional compact Reeb component of the annulus given by the function $F(r, \theta) = f(r) e^\theta$. The intermediate dashed circle of radius $2\mu/\sqrt{3}$ is orthogonal to all the non compact leaves in blue. The two compact leaves are the two red circles.

The separating geodesics inside the punctured disk of radius 2μ correspond to the non compact leaves of the foliation while the unique circle geodesic, that is the separating geodesic with $r_0 = 2\mu$, corresponds to one of the two compact leaves. The vortex corresponds to the second compact leaf. Figure 13 shows the foliation on the punctured disk of radius 2μ in the (x_1, x_2) -plane of the Vortex application.

Definition 3.15. In the Vortex application, the circle of radius $2|\mu|$ (assuming $\mu \neq 0$) is called the *Reeb circle*.

3.4. Symmetries of the extremal curves

There exists three continuous symmetries and one discrete symmetry of main interest. The first continuous symmetry was considered at the beginning of the paper when we have fixed $u_{\max} = 1$. The second symmetry

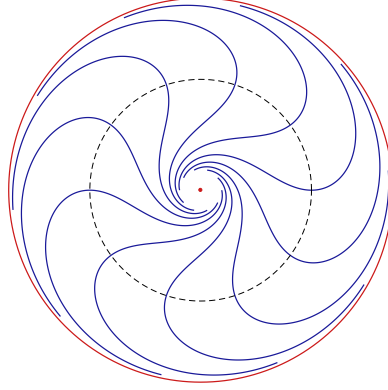


FIGURE 13. Separating geodesics in the punctured disk of radius 2μ in the (x_1, x_2) -plane. The vortex is placed at the origin and represented by a red dot. The red circle is the Reeb circle of radius 2μ while the black and dashed circle is the circle of radius $2\mu/\sqrt{3}$ where $\dot{\theta} = 0$ along the separating geodesics.

is the rotational symmetry that was mentioned at the end of Section 2.2. As a consequence of this symmetry of revolution, one can easily prove that:

$$\forall \Delta\theta \in \mathbb{R} : V(r_0, \theta_0, r_f, \theta_f, \mu) = V(r_0, \theta_0 + \Delta\theta, r_f, \theta_f + \Delta\theta, \mu),$$

where V is the value function (7) expressed in polar coordinates. Hence, one can fix for instance $\theta_0 = 0$ and reduce the set of variables of the value function. Note that the Reeb circle is the unique geodesic invariant by the rotational symmetry. The third continuous symmetry comes from the invariance of the set of geodesics by homothety combined with time/circulation dilatation. Let us detail this third symmetry. We start by introducing the change of variables $(\tilde{r}, \tilde{\theta}) := (\lambda r, \theta)$ for a given $\lambda \in \mathbb{R}_+^*$. The associated Mathieu transformation leads to

$$\tilde{p} := (p_{\tilde{r}}, p_{\tilde{\theta}}) = \left(\frac{p_r}{\lambda}, p_\theta \right)$$

and the Hamiltonian system (15) in polar coordinates becomes

$$\begin{aligned} \dot{\tilde{r}} &= \lambda \dot{r} = \frac{\lambda p_r}{\|p\|_r} = \frac{\lambda p_r}{\lambda \|\tilde{p}\|_{\tilde{r}}} = \lambda \frac{p_{\tilde{r}}}{\|\tilde{p}\|_{\tilde{r}}}, \\ \dot{\tilde{\theta}} &= \dot{\theta} = \frac{1}{r^2} \left(\mu + \frac{p_\theta}{\|p\|_r} \right) = \frac{\lambda^2}{\tilde{r}^2} \left(\mu + \frac{p_{\tilde{\theta}}}{\lambda \|\tilde{p}\|_{\tilde{r}}} \right) = \frac{\lambda}{\tilde{r}^2} \left(\lambda \mu + \frac{p_{\tilde{\theta}}}{\|\tilde{p}\|_{\tilde{r}}} \right) \end{aligned}$$

for the state and

$$\dot{p}_{\tilde{r}} = \frac{\dot{p}_r}{\lambda} = \frac{p_\theta}{\lambda r^3} \left(2\mu + \frac{p_\theta}{\|p\|_r} \right) = \frac{\lambda^2 p_{\tilde{\theta}}}{\tilde{r}^3} \left(2\mu + \frac{p_{\tilde{\theta}}}{\lambda \|\tilde{p}\|_{\tilde{r}}} \right) = \frac{\lambda p_{\tilde{\theta}}}{\tilde{r}^3} \left(2\lambda \mu + \frac{p_{\tilde{\theta}}}{\|\tilde{p}\|_{\tilde{r}}} \right), \quad \dot{p}_{\tilde{\theta}} = 0,$$

for the covector, since

$$\|\tilde{p}\|_{\tilde{r}}^2 = \left\| \left(\frac{p_r}{\lambda}, p_\theta \right) \right\|_{\tilde{r}}^2 = \frac{p_r^2}{\lambda^2} + \frac{p_\theta^2}{\lambda^2 r^2} = \frac{1}{\lambda^2} \|p\|_r^2.$$

Introducing now $\bar{\mu} := \lambda\mu$, the time reparameterization $t = \psi(\tau) =: \tau/\lambda$, and the notation $(\bar{r}, \bar{\theta}, \bar{p}_r, \bar{p}_\theta)(\tau) := (\tilde{r}, \tilde{\theta}, \tilde{p}_r, \tilde{p}_\theta)(\psi(\tau))$, then the system in the time τ writes

$$\begin{aligned}\frac{d}{d\tau}\bar{r}(\tau) &= \frac{d}{d\tau}\tilde{r}(\psi(\tau)) = \dot{\tilde{r}}(\psi(\tau))\psi'(\tau) = \frac{\dot{\tilde{r}}(t)}{\lambda} = \frac{\bar{p}_r(\tau)}{\|\bar{p}(\tau)\|_{\bar{r}(\tau)}}, \\ \frac{d}{d\tau}\bar{\theta} &= \frac{1}{\bar{r}^2} \left(\bar{\mu} + \frac{\bar{p}_\theta}{\|\bar{p}\|_{\bar{r}}} \right), \\ \frac{d}{d\tau}\bar{p}_r &= \frac{\bar{p}_\theta}{\bar{r}^3} \left(2\bar{\mu} + \frac{\bar{p}_\theta}{\|\bar{p}\|_{\bar{r}}} \right), \\ \frac{d}{d\tau}\bar{p}_\theta &= 0,\end{aligned}$$

which is equivalent to the original system (15). As a conclusion, the set of solutions of the problem (P) is invariant by the dilatation $(r(\cdot), \theta(\cdot), t, \mu) \mapsto \sigma_\lambda(r(\cdot), \theta(\cdot), t, \mu) := (\lambda r(\cdot), \theta(\cdot), \lambda t, \lambda \mu)$, for any $\lambda \in \mathbb{R}_+^*$, and we have

$$\frac{1}{\lambda} V(\lambda r_0, \theta_0, \lambda r_f, \theta_f, \lambda \mu) = V(r_0, \theta_0, r_f, \theta_f, \mu).$$

It is thus possible to fix for instance r_0 and again to reduce the set of variables of the value function.

Remark 3.16. Setting $\lambda := 1/r_0$ and considering also the invariance by rotation, we can write:

$$V(r_0, \theta_0, r_f, \theta_f, \mu) = r_0 V(1, 0, \Delta r, \Delta \theta, \frac{\mu}{r_0}),$$

with $\Delta r := r_f/r_0$ and $\Delta \theta := \theta_f - \theta_0$. This shows that the value function depends in fact only on the three variables Δr , $\Delta \theta$ and μ/r_0 .

We end this section presenting the discrete symmetry on the set of extremals. Let $(r(\cdot), \theta(\cdot), p_r(\cdot), p_\theta)$ be a reference extremal on $[0, T]$ and introduce $\theta_0 := \theta(0)$. Let consider the following discrete symmetry: $\tilde{z}(\cdot) := (\tilde{r}(\cdot), \tilde{\theta}(\cdot), \tilde{p}_r(\cdot), \tilde{p}_\theta) := (r(\cdot), 2\theta_0 - \theta(\cdot), -p_r(\cdot), p_\theta)$. Then, $\tilde{z}(\cdot)$ is solution of

$$\dot{z} = -\vec{\mathbf{H}}(z), \quad z(0) = (r(0), \theta_0, -p_r(0), p_\theta).$$

This means that $\tilde{z}(\cdot)$ is obtained by backward integration from the same initial condition in the state space than $z(\cdot)$ but with the initial covector $(-p_r(0), p_\theta)$. Let us extend the reference extremal to obtain a maximal solution of $\dot{z} = \vec{\mathbf{H}}(z)$, $z(0) = (r(0), \theta_0, p_r(0), p_\theta)$. In this case, its orbit in the state space is given by $\gamma := \text{Im}(r(\cdot), \theta(\cdot))$ and \tilde{z} is also a maximal solution of its associated differential equation, and we denote by $\tilde{\gamma} := \text{Im}(\tilde{r}(\cdot), \tilde{\theta}(\cdot))$ its orbit in the state space. Then, we have:

$$\begin{pmatrix} 1 & 0 \\ 0 & -1 \end{pmatrix} \gamma + \begin{pmatrix} 0 \\ 2\theta_0 \end{pmatrix} = \tilde{\gamma},$$

that is $\tilde{\gamma}$ is obtained by an affine reflection of axis $\theta = \theta_0$. In cartesian coordinates, one has a linear reflection of axis $\mathbb{R}x_0$, see Figure 14.

3.5. Properties of the value function and its level sets in the weak case

3.5.1. Continuity of the value function and characterization of the cut points

Let us introduce the mapping $V_\mu(x_0, x_f) := V(x_0, x_f, \mu)$, where V is the value function defined by (7). We are first interested in the continuity of $x_f \mapsto V_\mu(x_0, x_f)$ at points x_f where the drift is weak, that is for target x_f such that $\|x_f\| > |\mu|$. This situation is more general than the Finslerian case with Randers metric since the drift is not necessarily weak all along the geodesics. We have:

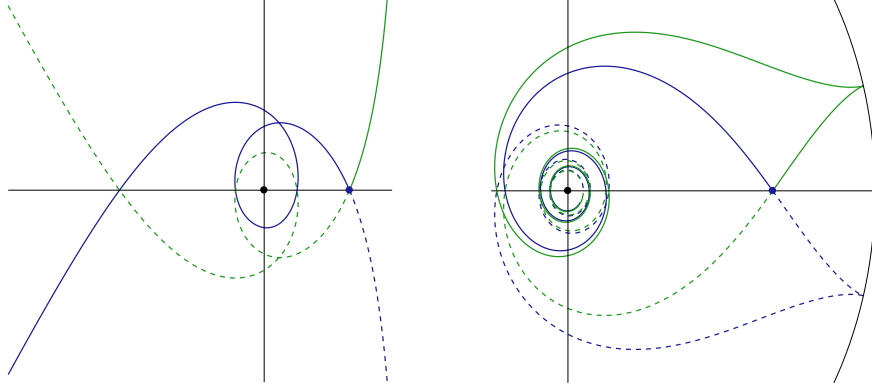


FIGURE 14. **Geodesics in the state space in the (x_1, x_2) -plane.** The vortex is placed at the origin and represented by a black dot. The initial point, denoted x_0 , is the black dot at an intersection of both geodesics. The geodesic in green is obtained by a reflection of axis $\mathbb{R}x_0$ from the blue geodesic and vice-versa. Assuming that the initial point is given at time $t = 0$, then the plain lines are obtained for times $t > 0$ while the dashed parts are for negative times. On the left subgraph is represented a normal geodesic with both extremities going to infinity while on the right subgraph is represented the two abnormal (in the case of a strong drift) with a cusp at $r = |\mu|$. Both extremities of the abnormal geodesics go the vortex.

Proposition 3.17. *Let $\mu \neq 0$ be the vortex circulation and $x_0 \in M$ the initial condition. Then, $V_\mu(x_0, \cdot)$ is continuous at any point x_f such that $\|x_f\| > |\mu|$.*

Proof. Since we consider that the drift is weak at the target x_f then local controllability around x_f holds, that is we have the following:

$$\forall \varepsilon > 0, \exists \eta_\varepsilon > 0 \text{ s.t. } \forall (x_1, x_2) \in B(x_f, \eta_\varepsilon) \times B(x_f, \eta_\varepsilon) : V_\mu(x_1, x_2) \leq \varepsilon. \quad (26)$$

Let us fix $\varepsilon > 0$ and consider $x \in B(x_f, \eta_\varepsilon)$. By definition of the value function and by (26), we have

$$V_\mu(x_0, x) - V_\mu(x_0, x_f) \leq V_\mu(x_f, x) \leq \varepsilon \quad \text{and} \quad V_\mu(x_0, x_f) - V_\mu(x_0, x) \leq V_\mu(x, x_f) \leq \varepsilon,$$

which prove the result. \square

We are now interested in the construction of the optimal synthesis associated to problem (P) for given values of μ and x_0 , that is we want to get for any $x_f \in M$ the value of $V_\mu(x_0, x_f)$ together with the optimal geodesic joining the points x_0 and x_f . To construct such an optimal synthesis, a classical approach is to compute the level sets of $V_\mu(x_0, \cdot)$, which corresponds in Riemmanian or Finslerian geometry to compute the spheres centered in x_0 . To compute the spheres, one preliminary work is to compute the *cut locus*, that is the set of *cut points* where the geodesics cease to be optimal. Let us introduce some notations before characterizing the cut points. Following Section 2.5.2 and fixing $x_0 \in M$, we introduce the notation in polar coordinates $p_0(\alpha) := (\cos \alpha, r_0 \sin \alpha)$, with $\alpha \in [0, 2\pi)$ and where $r_0 := \|x_0\|$. Let $t \in \mathbb{R}_+$, we introduce the *wavefront* from x_0 at time t by

$$\mathbb{W}(x_0, t) := \{ \exp_{x_0}(t, p_0(\alpha)) \mid \alpha \in [0, 2\pi) \text{ s.t. } t < t_\alpha \},$$

where the exponential mapping is given by (13) and depends on the circulation μ supposed to be given, and where we recall that $t_\alpha \in \mathbb{R}_+^* \cup \{+\infty\}$ is the maximal positive time such that the associated geodesic is defined

over $[0, t_\alpha)$. Then, we define what corresponds to the balls and spheres in Riemannian or Finslerian geometry:

$$\begin{aligned}\mathbb{B}(x_0, t) &:= \{x \in M \mid V_\mu(x_0, x) < t\}, \\ \bar{\mathbb{B}}(x_0, t) &:= \{x \in M \mid V_\mu(x_0, x) \leq t\}, \\ \mathbb{S}(x_0, t) &:= \{x \in M \mid V_\mu(x_0, x) = t\}.\end{aligned}$$

We use the terminology ball and sphere by analogy with Geometry. Note that the spheres $\mathbb{S}(x_0, \cdot)$ are the level sets of $V_\mu(x_0, \cdot)$. To construct the optimal synthesis, one of the main important loci to compute is the *cut locus*. We define first the *cut times* as:

$$t_{\text{cut}}(x_0, \alpha) := \sup \{t \in \mathbb{R}_+^* \mid \exp_{x_0}(\cdot, p_0(\alpha)) \text{ is optimal over } [0, t]\}.$$

Then, the *cut locus* from x_0 is simply defined by:

$$\text{Cut}(x_0) := \{x \in M \mid \exists (t, \alpha) \in \mathbb{R}_+^* \times [0, 2\pi) \text{ s.t. } x = \exp_{x_0}(t, p_0(\alpha)) \text{ and } t = t_{\text{cut}}(x_0, \alpha)\}.$$

Any point of the cut locus is called a *cut point*. From the cut times, we define also the *injectivity radius* from x_0 as:

$$t_{\text{inj}}(x_0) := \inf_{\alpha \in [0, 2\pi)} t_{\text{cut}}(x_0, \alpha).$$

Remark 3.18. This time is of particular interest since if the drift is weak at the initial point x_0 , then \exp_{x_0} is a diffeomorphism from $(0, t_{\text{inj}}(x_0)) \times S^1$ to $\mathbb{B}(x_0, t_{\text{inj}}(x_0)) \setminus \{x_0\}$. This is similar to the Riemannian and Finslerian cases and for times $0 \leq t \leq t_{\text{inj}}(x_0)$, we have $\mathbb{S}(x_0, t) = \mathbb{W}(x_0, t)$.

In Finslerian geometry [3] (as in Riemannian geometry [19, Proposition 2.2, Chapter 13]), the cut locus is a part of the union of the conjugate locus and the *splitting locus*, which is defined by:

$$\text{Split}(x_0) := \{x \in M \mid \exists (t, \alpha_1, \alpha_2) \in \mathbb{R}_+^* \times [0, 2\pi)^2 \text{ s.t. } \alpha_1 \neq \alpha_2 \text{ and } \exp_{x_0}(t, p_0(\alpha_1)) = \exp_{x_0}(t, p_0(\alpha_2)) = x\}.$$

We have the following similar result:

Proposition 3.19. *Let $x(\cdot)$ be a geodesic. If $x_c := x(t_c)$ is a cut point along $x(\cdot)$ such that $V_\mu(x_0, \cdot)$ is continuous at x_c , then:*

- (a) *either x_c is a conjugate point along $x(\cdot)$,*
- (b) *or x_c is a splitting point along $x(\cdot)$.*

Conversely if a) or b) holds, then there exists a time $0 \leq t_1 \leq t_c$ such that $x(t_1)$ is a cut point along $x(\cdot)$.

Remark 3.20. The proposition above gives a characterization of the cut points where the mapping $V_\mu(x_0, \cdot)$ is continuous. In Riemannian and Finslerian geometry, the mapping $V_\mu(x_0, \cdot)$ is replaced by the distance function which is continuous with respect to its second argument and so all the cut points are either conjugate or splitting points. By Proposition 3.17, if the drift is weak at the cut points, then $V_\mu(x_0, \cdot)$ is continuous at this point and so the characterization holds. In the strong case, we can have abnormal minimizers and so we can have cut points which are neither conjugate nor splitting points. However, if the drift is weak at the initial point x_0 , then there are no abnormal and we can expect that the mapping $V_\mu(x_0, \cdot)$ is continuous at any point, even where the drift is strong. This result would be useful to conclude in the following part since we are interested in the construction of the optimal synthesis for a given initial condition x_0 where the drift is weak. Note that the numerical experiments of the following section suggest that $V_\mu(x_0, \cdot)$ is continuous at any point of M .

3.5.2. Level sets of the value function and optimal synthesis

In this section, we fix for the numerical experiments $x_0 := (3, 0)$ and $\mu := 0.6 \|x_0\|$. The drift is thus weak at the initial position x_0 . We decompose the construction of the optimal synthesis in three steps. In the first step, we compute the splitting locus. In a second time we give the cut locus and we finish by the construction of the spheres and balls.

Step 1: Computation of the splitting locus. Let us introduce the mapping

$$F_{\text{split}}(t, \alpha_1, x, \alpha_2) := (x - \exp_{x_0}(t, p_0(\alpha_1)), x - \exp_{x_0}(t, p_0(\alpha_2))) \in \mathbb{R}^4.$$

The splitting line is then given by solving $F_{\text{split}} = 0$ since we have

$$\text{Split}(x_0) = \{x \in M \mid \exists (t, \alpha_1, \alpha_2) \text{ s.t. } \alpha_1 \neq \alpha_2 \text{ and } F_{\text{split}}(t, \alpha_1, x, \alpha_2) = 0\}.$$

Introducing $y := (t, \alpha_1, x) \in \mathbb{R}^4$ and $\lambda := \alpha_2 \in \mathbb{R}$, we have to solve $F_{\text{split}}(y, \lambda) = 0 \in \mathbb{R}^4$. Numerically, we compute the splitting line with the differential path following method (or homotopy method) of the HamPath software. Under some regularity assumptions, the set $F_{\text{split}}^{-1}(0)$ is a disjoint union of differential curves, each curve being called a *path of zeros*. To compute a path of zeros, we look for a first point on the curve by fixing the homotopic parameter λ to a certain value $\bar{\lambda}$ and calling a Newton method to solve $F_{\text{split}}(\cdot, \bar{\lambda}) = 0$. Then, we use a Prediction-Correction (PC) method to compute the differential curve. The HamPath code implements a PC method with a high-order Runge-Kutta scheme with variable step-size for the prediction, hence the discretization grid of the homotopic parameter is computed by the numerical integrator. Besides, the Jacobian of F_{split} is computed by automatic differentiation combined with variational equations of the exponential mapping.

Remark 3.21. If there exists several paths of zeros, then each path has to be found manually and compared.

To compute a splitting curve (that is a path of zeros), we need to get a first point on the curve. This step is easy since the splitting points are self-intersections of the wavefronts. On the right subgraph of Figure 15, we can see that the wavefront³ $\mathbb{W}(x_0, 3.5)$ has at least three self-intersections labelled 1, 2 and 3.




FIGURE 15. Four wavefronts with different scaling at times $t \in \{0.5, 2, 2.8, 3.5\}$. The black dot is x_0 . For $t = 3.5$, the wavefront has at least three self-intersections labelled 1, 2 and 3.

Each self-intersection of the wavefront $\mathbb{W}(x_0, 3.5)$ is a point of a splitting curve. We denote by Σ_1 , Σ_2 and Σ_3 the three splitting curves associated respectively to the self-intersections 1, 2 and 3, and we have $\Sigma_1 \cup \Sigma_2 \cup \Sigma_3 \subset \text{Split}(x_0)$. On Figure 16 is represented the graph of the function $\alpha_2 \mapsto t(\alpha_2)$ along the three splitting curves for times $t \leq 3.2$, the homotopic parameter α_2 being strictly monotone along the splitting

³The wavefronts are computed by homotopy. We compute only rough approximations of the extremities of the wavefronts which are not closed curves, like $\mathbb{W}(x_0, 3.5)$. Hence, there may exist other self-intersections but which are not relevant for the rest of the analysis.

curves. Since Σ_1 is below Σ_2 and Σ_3 on the figure,⁴ it is clear that only Σ_1 has a chance to be part of the cut locus, compared to Σ_2 and Σ_3 . Note that there may exist others splitting curves but the numerical experiments suggest that Σ_1 is below any of them.

Remark 3.22. Note that the extremities of a splitting curve are the vortex and infinity according to the numerical experiments. Hence, we cannot compute all the curve. Numerically, we use an option of the HamPath code to stop the homotopy if the curve goes out the annulus of smaller circle of radius 0.005 and of larger one of radius 100.

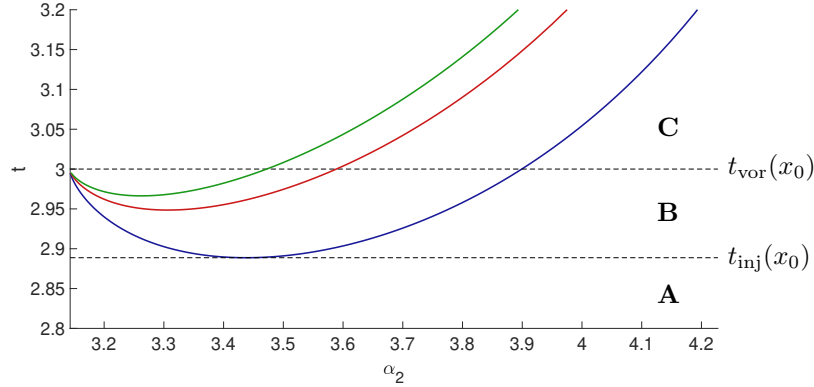


FIGURE 16. Graph of the function $t(\alpha_2)$ along Σ_1 (blue), Σ_2 (red) and Σ_3 (green) for times $t \leq 3.2$. The balls are of three types: A, B and C. See the description detailed in the step 3.

Let us describe the evolution of the wavefronts according to Figure 16. For $t = 0$, the wavefront is reduced to the singleton $\{x_0\}$. For times $t \in (0, t_{\text{inj}}(x_0))$ with $t_{\text{inj}}(x_0) = \inf t(\cdot)$ along Σ_1 , the wavefronts have no self-intersections. For $t = t_{\text{inj}}(x_0)$, the wavefront has one self-intersection, while for $t \in (t_{\text{inj}}(x_0), t_{\text{vor}}(x_0))$, where $t_{\text{vor}}(x_0) := \|x_0\|$ is the minimal time to reach the vortex, the wavefronts have two self-intersections contained in Σ_1 , see Figure 17, and up to six self-intersections in $\Sigma_1 \cup \Sigma_2 \cup \Sigma_3$. Finally, for times $t \geq t_{\text{vor}}(x_0)$, the wavefronts have one self-intersection in Σ_1 and three in $\Sigma_1 \cup \Sigma_2 \cup \Sigma_3$, see the right subgraph of Figure 15.

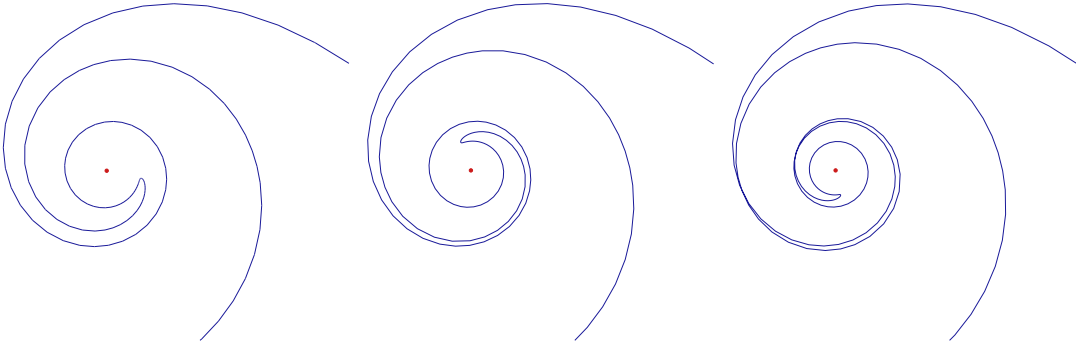


FIGURE 17. Three wavefronts with the same scaling and a zoom around the vortex (red dot) for $t \in \{2.86, 2.88, 2.9\}$. For $t = 2.9 > t_{\text{inj}}(x_0) \approx 2.889$, the wavefront has two self-intersections.

⁴We mean that the graph of $\alpha_2 \mapsto t(\alpha_2)$ associated to Σ_1 is below the ones associated to Σ_2 and Σ_3 .

Step 2: Computation of the cut locus. According to Proposition 3.17, at a final point x_f where the drift is weak the mapping $V_\mu(x_0, \cdot)$ is continuous. In this case, from Proposition 3.19, if x_f is a cut point, then either it is a conjugate point or a splitting point. Since, there are no conjugate points from Conjecture 2.28, x_f is a splitting point. Finally, from step 1, we can conclude that if x_f is a cut point then it belongs to Σ_1 . In this section, we consider moreover that the drift is weak at the initial condition x_0 . In this case, we conjecture the following:

Conjecture 3.23. *If the drift is weak at x_0 , then $V_\mu(x_0, \cdot)$ is continuous at any point of M .*

This conjecture means that the characterization of cut points from Proposition 3.19 holds in all the state space M . Hence, we have $\text{Cut}(x_0) \subset \Sigma_1$. Now, by the converse part of Proposition 3.19 and according to the previous conjecture, we can conclude that:

$$\text{Cut}(x_0) = \Sigma_1.$$

Step 3. Computations of the spheres and balls. Figure 18 represents four balls that we can group into three categories (see also Figure 16):

- **Type A.** The ball is simply connected in \mathbb{R}^2 with a smooth boundary;
- **Type B.** The ball is not simply connected in \mathbb{R}^2 ;
- **Type C.** The ball is simply connected in \mathbb{R}^2 with a singularity on its boundary.

For times $t \in (0, t_{\text{inj}}(x_0)]$, we have $\mathbb{W}(x_0, t) = \mathbb{S}(x_0, t)$ and the ball $\bar{\mathbb{B}}(x_0, t)$ is of type A. The two balls on the top of Figure 18 are of type A. For times $t \in (t_{\text{inj}}(x_0), t_{\text{vor}}(x_0))$, the balls have a hole around the vortex and so they are of type B. The ball at the bottom-left subgraph of Figure 18 is of type B. One can see on Figure 19, the evolution of the balls around the vortex for times close to $t_{\text{inj}}(x_0)$. The hole appears when the ball self-intersects, like a snake biting its tail. For times $t \geq t_{\text{vor}}(x_0)$, the balls are simply connected in \mathbb{R}^2 since the hole has vanished (the vortex is reached at $t = t_{\text{vor}}(x_0)$) and the spheres have a singularity at the cut point. In this case the balls have a shape of an apple and are of type C. The bottom-right subgraph of Figure 18 represents a ball of type C.

One can see on Figure 20 the evolution of the spheres $\mathbb{S}(x_0, t)$ at times $t \in \{0.5, 1.5, 2.5, 3.5\}$ together with the cut locus Σ_1 . One can notice that the singularity on $\mathbb{S}(x_0, 3.5)$ is contained in the cut locus. Putting all together, we have constructed the optimal synthesis which is given on Figure 21.

4. CONCLUSION

In this article, we have analyzed the Zermelo navigation problem with a vortex singularity. We have shown the existence of an optimal solution. Thanks to the integrability properties we made a micro-local classification of the extremal solutions, showing remarkably the existence of a Reeb foliation. The spheres and balls are described in the case where at the initial condition the current is weak. This gives us the optimal synthesis for any initial condition such that $\|x_0\| > |\mu|$.

Note that the current is not necessarily weak all along the geodesics and so the situation we have analyzed is more general than the Randers case from Finsler geometry. Still, this analysis has to be completed to the case of a strong current at the initial condition, in particular in relation with the abnormal extremals. Note that the historical work [15] is a case study of the strong current situation which can be applied to our study. A possible further extension concerns the case of several vortices by analogy with the N-body problem.

Finally in a forthcoming article, the 2D-Zermelo navigation problem will be generalized to the case of arbitrary current and metric, with the symmetry of revolution. It will cover the historical problem and the vortex case. The analysis will be based on tools from Hamiltonian dynamics from [6] and in particular the concept of Reeb graph.

We are grateful to Carlos Balsa for helpful discussions about vortex theory and for drawing authors' attention to this topic, and to Ulysse Serres for helpful discussions about Zermelo-like navigation problems.

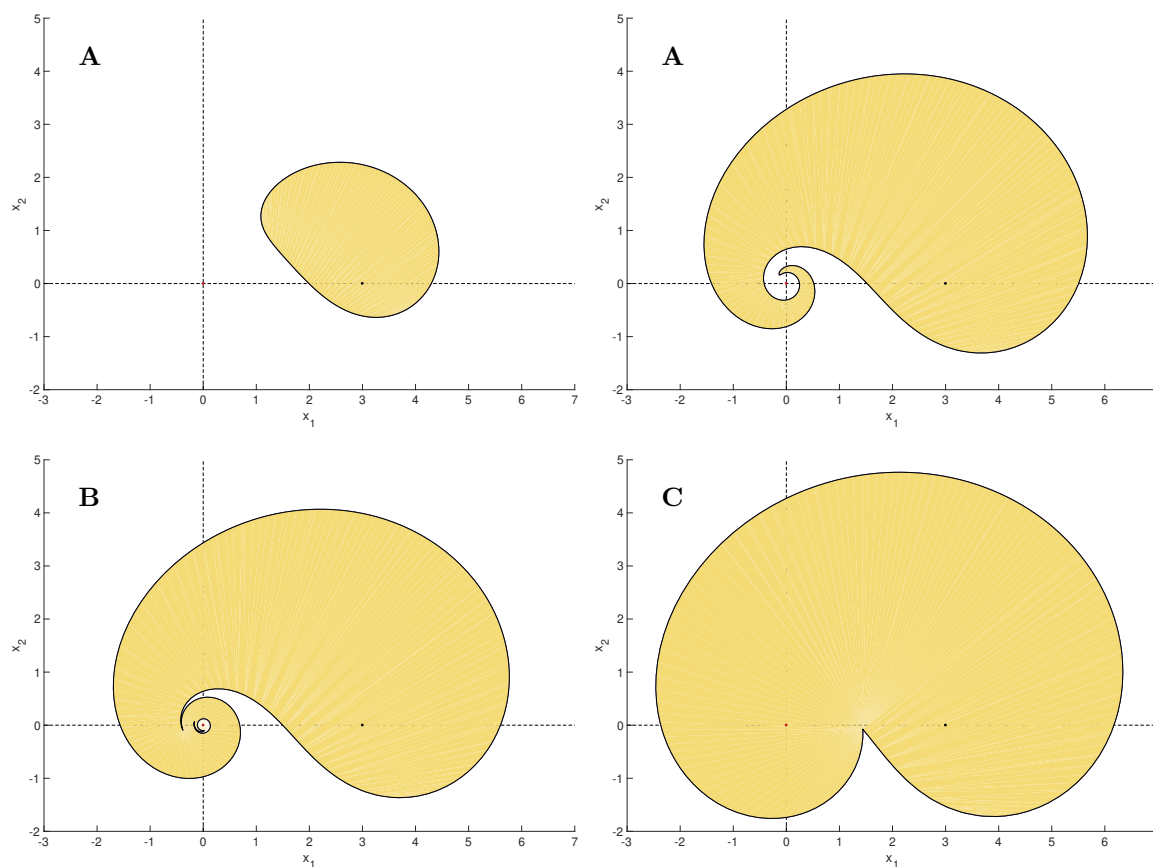


FIGURE 18. Four balls in the (x_1, x_2) -plane at times $t \in \{1.5, 2.8, 2.9, 3.5\}$ with the initial condition x_0 represented by a black dot and the vortex by a red dot. The balls $\bar{\mathbb{B}}(x_0, 1.5)$ and $\bar{\mathbb{B}}(x_0, 2.8)$ on top are of type A. The ball $\bar{\mathbb{B}}(x_0, 2.9)$ (Bottom-Left) is of type B while $\bar{\mathbb{B}}(x_0, 3.5)$ (Bottom-Right) is of type C.

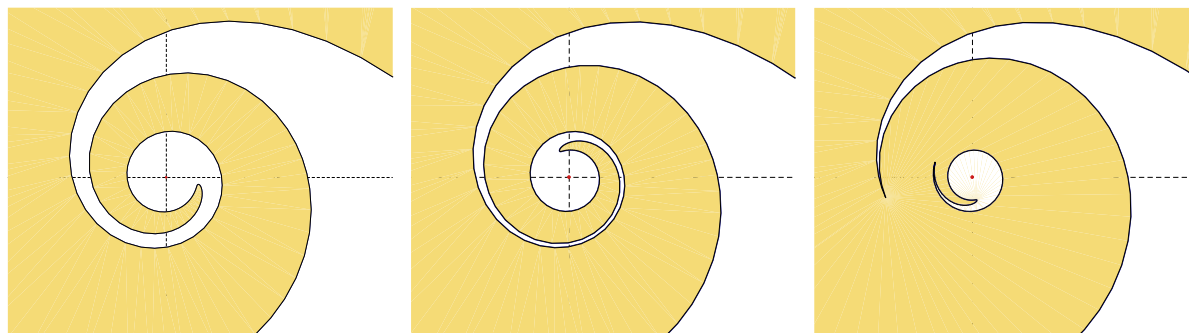


FIGURE 19. Three balls with a zoom around the vortex (red dot) at times $t \in \{2.86, 2.88, 2.9\}$. Compare to Figure 17. For $t = 2.9$ the ball $\bar{\mathbb{B}}(x_0, t)$ is of type C and has a small hole with a fetus shape.

REFERENCES

- [1] A. A. Agrachev & Y. L. Sachkov, *Control theory from the geometric viewpoint*, vol **87** of *Encyclopaedia of Mathematical Sciences*, Springer-Verlag, Berlin (2004), xiv+412.

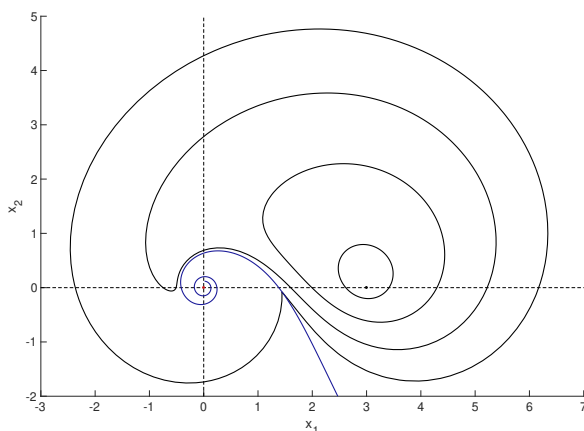


FIGURE 20. Spheres $\mathbb{S}(x_0, t)$ at times $t \in \{0.5, 1.5, 2.5, 3.5\}$ in black together with the cut locus Σ_1 in blue. The cut locus should go to the vortex but to gain in clarity, it is represented up to a distance of 0.12 to the vortex. The vortex being represented by a red dot while the initial condition is represented by a black dot.

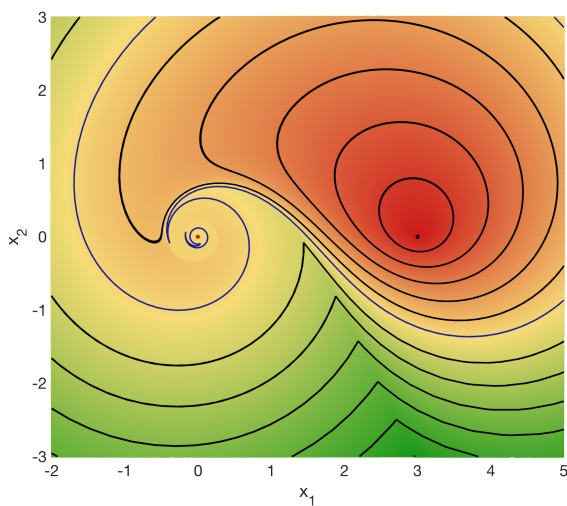


FIGURE 21. Optimal synthesis. The black curves represent the spheres of types A and C. The two blue curves is a single sphere of type B. Since the balls of type B are not simply connected and have one hole, the corresponding spheres have two connected components.

- [2] V. I. Arnold & B. A. Khesin, *Topological Methods in Hydrodynamics*, vol 125 of Applied Mathematical Sciences, Springer-Verlag New York, 1998, 376 pages.
- [3] D. Bao, S.-S. Chern & Z. Shen, *An Introduction to Riemann-Finsler Geometry*, vol 200 of Graduate Texts in Mathematics, Springer-Verlag New York, 2000, 435 pages.
- [4] D. Bao, C. Robles & Z. Shen, *Zermelo navigation on Riemannian manifolds*, *J. Differential Geom.*, **66** (2004), no. 3, pp. 377–435.
- [5] V.G. Boltyanskii, *Sufficient conditions for optimality and the justification of the dynamic programming method*, *SIAM J. Control Optim.*, **4** (1966), no. 2, pp. 326–361.
- [6] A.V. Bolsinov, A.T. Fomenko, *Integrable Hamiltonian Systems, Geometry, Topology, Classification*, Chapman and Hall/CRC, London, 2004.

- [7] B. Bonnard, J.-B. Caillau & E. Trélat, *Second order optimality conditions in the smooth case and applications in optimal control*, ESAIM Control Optim. and Calc. Var., 13 (2007), no. 2, pp. 207–236.
- [8] B. Bonnard & M. Chyba, *Singular trajectories and their role in control theory*, vol 40 of *Mathematics & Applications*, Springer-Verlag, Berlin (2003), xvi+357.
- [9] B. Bonnard, L. Faubourg & E. Trélat, *Mécanique céleste et contrôle des véhicules spatiaux*, vol 51 of *Mathématiques & Applications*, Springer-Verlag Berlin, 2006, 276 pages.
- [10] B. Bonnard & I. Kupka, *Théorie des singularités de l'application entrée/sortie et optimalité des trajectoires singulières dans le problème du temps minimal*, Forum Math., 5 (1993), no. 2, pp. 111–159.
- [11] B. Bonnard & D. Sugny, *Optimal Control with Applications in Space and Quantum Dynamics*, vol. 5 of *Applied Mathematics*, AIMS, 2012.
- [12] A. E. Bryson & Y.-C. Ho, *Applied optimal control*, Hemisphere Publishing, New-York, 1975.
- [13] J.-B. Caillau, O. Cots & J. Gergaud, *Differential continuation for regular optimal control problems*, Optimization Methods and Software, 27 (2011), no. 2, pp. 177–196.
- [14] R. C. Calleja, E. J. Doedel & C. García-Azpeitia, *Choreographies in the n -vortex problem*, Regul. Chaot. Dyn., 23 (2018), no. 5, pp. 595–612.
- [15] C. Carathéodory, *Calculus of Variations and Partial Differential Equations of the First Order, Part 1, Part 2*, Holden-Day, San Francisco, California, 1965/1967; Reprint: 2nd AMS printing, AMS Chelsea Publishing, Providence, RI, USA, 2001, 412 pages.
- [16] L. Cesari, *Optimization-theory and applications: problems with ordinary differential equations*, vol 17 of *Applications of mathematics*, Springer-Verlag New York, 1983, 542 pages.
- [17] A. Chenciner, J. Gerver, R. Montgomery & C. Simó, *Simple Choreographic Motions of N Bodies: A Preliminary Study*, in Newton P., Holmes P., Weinstein A. (eds) *Geometry, Mechanics, and Dynamics*. Springer, New York, NY, 2002, pp. 287–308.
- [18] O. Cots, *Contrôle optimal géométrique : méthodes homotopiques et applications*. Phd thesis, Université de Bourgogne, Dijon, 2012.
- [19] M. P. Do Carmo, *Riemannian geometry*, Birkhäuser, Mathematics: Theory & applications, second edn 1988.
- [20] G. Godbillon, *Feuilletages, études géométriques*, Progr. Math. 98, Birkhäuser, Boston, 1991.
- [21] V. V. Goryunov & V. M. Zakalyukin, *Lagrangian and Legendrian Singularities*, in Brasselet JP., Ruas M.A.S. (eds) *Real and Complex Singularities*. Trends in Mathematics. Birkhäuser Basel, 2006.
- [22] R. Hama, J. Kasemsuwan & S. V. Sabau, *The cut locus of a Randers rotational 2-sphere of revolution*, Publ. Math. Debrecen, 93 (2018), no 3-4, pp. 387–412.
- [23] G. Hector *Les feuilletages de Reeb*, L'Ouvert. Num. 76 spécial Georges Reeb, IREM de Strasbourg, Strasbourg, 1994, pp. 93–111.
- [24] H. V. Helmholtz, *On integrals of hydrodynamics equations, corresponding to vortex motions*. Rus. J. Nonlin. Dyn., 2 (2006), No. 4, pp. 473–507.
- [25] J. Itoh and K. Kiyohara, *The cut loci and the conjugate loci on ellipsoids*, Manuscripta math., 114 (2004), no. 2, pp. 247–264.
- [26] V. Jurdjevic, *Geometric Control Theory*, vol. 52 of *Cambridge Studies in Advanced Mathematics*, Cambridge University Press, Cambridge, 1997.
- [27] G. R. Kirchhoff, *Vorlesungen über mathematische Physik, Mechanik*, Leipzig, Teubner, 1876, 466 pages.
- [28] A. J. Krener, *The high order maximal principle and its application to singular extremals*, SIAM J. Control Optim., 15 (1977), pp. 256–293.
- [29] K. Meyer, G. Hall & D. C. Offin, *Introduction to Hamiltonian Dynamical Systems and the N -Body Problem*, vol. 90 of *Applied Mathematical Sciences*, Springer-Verlag New York, 2009, 399 pages.
- [30] P. K. Newton, *The N -Vortex Problem - Analytical Techniques*, vol. 145 of *Applied Mathematical Sciences*, Springer-Verlag New York, 2001, 420 pages.
- [31] H. Poincaré, *Œuvres*, Gauthier-Villars, 1952.
- [32] L. S. Pontryagin, V. G. Boltyanskii, R. V. Gamkrelidze & E. F. Mishchenko, *The Mathematical Theory of Optimal Processes*, Translated from the Russian by K. N. Trirogoff, edited by L. W. Neustadt, Interscience Publishers John Wiley & Sons, Inc., New York-London, 1962.
- [33] B. Protas, *Vortex dynamics models in flow control problems*, vol 21 R203 of *IOP Science, Nonlinearity*, 2008.
- [34] P. G. Saffman, *Vortex dynamics*, Cambridge University Press, 1992.
- [35] U. Serres, *Géométrie et classification par feedback des systèmes de contrôle non linéaires de basse dimension*, PhD thesis, Université de Bourgogne, Dijon, 24th March 2006, pp. 51–62.
- [36] D. Vainchtein, I. Mezi, *Optimal control of a co-rotating vortex pair: averaging and impulsive control*, Physica D 192, (2004), pp. 63–82.
- [37] E. Zermelo, *Über das Navigationsproblem bei ruhender oder veränderlicher Windverteilung*, Z. Angew. Math. Mech., 11 (1931), no. 2, pp. 114–124.