



HAL
open science

Investigation of Polycarbazoles Thin Films Prepared by Electrochemical Oxidation of Synthesized Carbazole Derivatives

Emmanuel Contal, Charmaké Moussa Souguez, Sophie Lakard, Abdeslam Et Taouil, Claire Magnenet, Boris Lakard

► To cite this version:

Emmanuel Contal, Charmaké Moussa Souguez, Sophie Lakard, Abdeslam Et Taouil, Claire Magnenet, et al.. Investigation of Polycarbazoles Thin Films Prepared by Electrochemical Oxidation of Synthesized Carbazole Derivatives. *Frontiers in Materials*. Computational Materials Science section, 2019, 6, 10.3389/fmats.2019.00131 . hal-02294563

HAL Id: hal-02294563

<https://hal.science/hal-02294563>

Submitted on 16 Nov 2021

HAL is a multi-disciplinary open access archive for the deposit and dissemination of scientific research documents, whether they are published or not. The documents may come from teaching and research institutions in France or abroad, or from public or private research centers.

L'archive ouverte pluridisciplinaire **HAL**, est destinée au dépôt et à la diffusion de documents scientifiques de niveau recherche, publiés ou non, émanant des établissements d'enseignement et de recherche français ou étrangers, des laboratoires publics ou privés.



Distributed under a Creative Commons Attribution 4.0 International License



Investigation of Polycarbazoles Thin Films Prepared by Electrochemical Oxidation of Synthesized Carbazole Derivatives

Emmanuel Contal, Charmaké Moussa Sougueh, Sophie Lakard, Abdeslam Et Taouil, Claire Magnenet and Boris Lakard*

Institute UTINAM, UMR CNRS 6213, University of Bourgogne Franche-Comté, Besançon, France

OPEN ACCESS

Edited by:

Guilherme Mariz de Oliveira Barra,
Federal University of Santa
Catarina, Brazil

Reviewed by:

Johnny De Nardi Martins,
Federal University of Santa
Catarina, Brazil
Walter Caseri,
ETH Zürich, Switzerland

*Correspondence:

Boris Lakard
boris.lakard@univ-fcomte.fr

Specialty section:

This article was submitted to
Polymeric and Composite Materials,
a section of the journal
Frontiers in Materials

Received: 19 March 2019

Accepted: 20 May 2019

Published: 06 June 2019

Citation:

Contal E, Sougueh CM, Lakard S,
Et Taouil A, Magnenet C and Lakard B
(2019) Investigation of Polycarbazoles
Thin Films Prepared by
Electrochemical Oxidation of
Synthesized Carbazole Derivatives.
Front. Mater. 6:131.
doi: 10.3389/fmats.2019.00131

Polycarbazole and its derivatives have advantages of good environmental stability, electrochromic properties and photoconductivity which have attracted considerable attention because of their potential industrial applications in electroluminescent applications, rechargeable batteries, and light emitting diodes. They have the possibility of different position substitution (carbon C₃-C₃' or N) that lead to different electropolymerization behaviors. However, the N position facilitates the grafting of various derivatives of interest and permits not to modify so much the radical cation formation during electropolymerization. In this paper, carbazole and its derivatives were electrochemically oxidized in acetonitrile solutions leading to the formation of thin polymer films. The morphological features and electrochemical properties of the as-formed polymer films were investigated in detail. Thanks to these experiments, the influence of the substitution on the properties of the polymer films was evidenced and discussed. In addition, fast electrochemistry experiments were carried out on platinum microelectrodes within 50–1,000 V/s scan speed range. Reactivity of carbazole derivatives radical cations and dimers was investigated through these experiments. Thermodynamic and kinetic information (e.g., redox standard potential, heterogeneous, and dimerization rate constants) was extracted after coupling with electrochemical simulations.

Keywords: electrochemistry, conducting polymers, carbazoles, reactivity, functionalization

INTRODUCTION

The discovery of organic conducting polymers in Shirakawa's laboratory in the early 1970s and the demonstration by MacDiarmid et al. of the semiconducting properties of polyacetylene (Shirakawa et al., 1977) paved the way for an intense research activity on these materials to exploit these conducting properties. Thus, over the last decades, other organic semiconducting polymers like polypyrrole, polyaniline, polythiophene, or polycarbazole have been gaining increasing interest, owing to their interesting physicochemical properties, for many different applications including flexible electronics (Savagatrup et al., 2014; Lee et al., 2018), optoelectronics (Ouyang et al., 2005; Akiyama et al., 2009; Cai et al., 2017), and energy storage devices (Mali et al., 2015; Bryan et al., 2016; Kausar, 2017).

Various methods have been used in the past for growing such conducting polymers including chemical oxidation (Huang et al., 2012), plasma polymerization (Yaguee et al., 2008), Langmuir-Blodgett technique (Park et al., 2003), or electrochemistry (Fonseca et al., 2017). Among these methods, electrochemical deposition is the most convenient and reliable method for growing conducting polymer thin films with controlled properties. Indeed, many physico-chemical properties [including conductivity (Patois et al., 2010), morphology and roughness (Patois et al., 2011) or wettability (Darmanin and Guittard, 2014)] of electrodeposited polymer films can be easily tuned by varying electrochemical conditions [such as solvent (Viau et al., 2014; Wojcik and Grzeszczuk, 2015), electrodeposition potential (Chmielewski et al., 2010), nature of the counter-anions (Atobe et al., 2006), temperature (Wojcik and Grzeszczuk, 2015), or pH (Peng et al., 2009)].

Carbazole is one of the aromatic heterocyclic organic compounds that could lead to the formation of a conducting polymer film by oxidation. Resulting carbazole-based conjugated polymer films can be used as components of sensors (Joshi et al., 2014; Vedarajan et al., 2014), batteries (Saraswathi et al., 1999), OLED (Grigalevicius et al., 2011; Srivastava and Chakrabarti, 2015), or electrochromic devices (Hu et al., 2013; Hsiao and Lin, 2016), mainly because of their electron-donating nature, high photoconductivity and strong fluorescence.

To tune properties of conducting polymers, it is possible to modify heterocyclic monomers by incorporation of functional groups with specific properties. Indeed, carbazole monomers have the possibility of substitution at N-position. Such chemical modification provides the opportunity to improve both the solubility and functionality of the resulting polymer. In addition, flexible side chains can cause steric hindrance and thereby provide a means to control the effective conjugation length.

Thus, chemical modifications to the carbazole monomers leading to N-substituted derivatives have already been done (Ambrose and Nelson, 1968; Ambrose et al., 1975; Chevrot et al., 1996; Wei et al., 2006). In particular, anodic electrochemical oxidation of carbazole and its N-substituted derivatives (N-methylcarbazole, N-ethylcarbazole, and N-isopropylcarbazole) were first studied by Ambrose and Nelson (1968); Ambrose et al. (1975). They investigated the reactivity of cation radicals formed from these substituted carbazoles using electrochemical and spectroscopic techniques and reported that their electrochemical oxidation leads to only 3,3'-bicarbazyls and not to 9,9'-bicarbazyls due to the fact that the 9-position is already occupied. The optical and electronic properties of undoped and doped electrodeposited poly(N-ethylcarbazole) thin layers were also characterized by Chevrot et al. (1996). In another study, Wei et al. have prepared high quality polymer films by anodic electro-oxidation of carbazole and its alkyl derivatives N-octylcarbazole, N-(6-bromohexyl)carbazole, and 1,6-bis(carbazolyl)hexane in boron trifluoride diethyl etherate (BFEE) or mixed electrolytes BFEE + CHCl₃ (Wei et al., 2006). However, among the various carbazole incorporated polymers, a central place is reserved to N-vinylcarbazole because it is easily synthesized and soluble in common organic solvents. Thus, the polymerization of N-vinylcarbazole in ethylenedichloride, acetone, benzene, and

dioxane with cupric nitrate, ferric nitrate, and ceric ammonium nitrate catalysts was studied by Sarac and Bardavit (2004). Similarly, poly(N-vinylcarbazole) films were synthesized by electrochemical oxidation of N-vinylcarbazole in acetonitrile (Reyna-Gonzalez et al., 2006; Reyna-González et al., 2009). In this work, Reyna-Gonzalez et al. evidenced that modifying the acidity of the electrolyte leads to the deposition of polymer films with various properties in terms of chemical structure, morphology, conductivity, and optical properties. Such poly-(N-vinylcarbazole) films have been used as solar cells materials (Su et al., 2017), as sensing materials (Papez and Josowicz, 1994), or as light-emitting diode materials (Li et al., 2010; Cai et al., 2011).

Taking into account this literature, the present study aimed at preparing various N-substituted polycarbazole films by electrochemical oxidation using optimum electrodeposition conditions (in terms of solvent, supporting salt and monomer concentration) deduced from the study of carbazole electropolymerization. Then, the reactivity of carbazole derivatives radical cations and dimers was investigated through fast electrochemistry experiments to determine the influence of the substitution. Electrochemical properties and morphology of the various substituted polycarbazole films were also studied and compared.

MATERIALS AND METHODS

Reagents

Carbazole (Cz, 95%) and vinylcarbazole (CzV, 98%) were purchased from Sigma Aldrich. 9-ethyl-9H-carbazole (Cz1Me, 97%) was from TCI. Acetone (99.98%) and dimethylformamide (99.8%) were from Fisher Chemical. Lithium perchlorate, tetraethylammonium p-toluenesulfonate (TS), tetrabutylammonium hexafluorophosphate (TH), and tetrabutylammonium tetrafluoroborate (TBAB) were from Sigma-Aldrich.

All other chemical reagents used to prepare monomers were purchased from TCI or Sigma Aldrich and used as received unless otherwise stated. ¹H and ¹³C NMR spectra were recorded on a Bruker AC 400 spectrometer. RMN spectra are given in **Supplementary Files**.

Synthesis

General Procedure to Alkylcarbazoles

KOH (2.50 g, 1.5 eq) and bromoalkane (45 mmol, 1.5 eq) were added at room temperature to a stirred solution of carbazole (5.00 g, 30 mmol) in acetone (30 mL). Then the reaction mixture was refluxed for 24 h. After cooling, water was added (30 mL) and the reaction mixture was neutralized with 0.1 M HCl solution. The solution was extracted with diethylether (3*50 mL). The combined organic layers were dried over sodium sulfate, filtered, and concentrated by rotary evaporation. The crude product was purified by chromatography (Dichloromethane/Cyclohexane 1/1 as eluent) to give the final compound.

9-butyl-9H-carbazole (Cz3Me)

According to the general procedure, 9-butylcarbazole was obtained as a white solid (5.45 g, 81%). ¹H NMR (400 MHz,

CDCl_3): δ (ppm) 8.12 (d, 2H, $J = 7.6$ Hz), 7.46 (d, 2H, $J = 8.0$ Hz), 7.24 (d, 2H, $J = 6.4$ Hz), 4.30 (t, 2H, $J = 7.2$ Hz), 1.85 (quint, 2H, $J = 7.2$ Hz), 1.40 (td, 2H, $J = 7.6$ Hz, $J = 7.6$ Hz), 0.95 (t, 2H, $J = 7.2$ Hz). ^{13}C NMR (100 MHz, CDCl_3): δ (ppm) 140.4, 125.5, 122.7, 120.3, 118.6, 108.6, 42.8, 31.1, 20.5, 13.9. Analyses were consistent to already published data (Petrov et al., 2013).

9-hexyl-9H-carbazole (Cz5Me)

According to the general procedure, 9-hexylcarbazole was obtained as a white solid (6.30 g, 84%). ^1H NMR (400 MHz, CDCl_3): δ (ppm) 8.07 (d, 2H, $J = 7.6$ Hz), 7.43 (m, 2H), 7.35 (d, 2H, $J = 8$ Hz), 7.20 (t, 2H, $J = 7.2$ Hz), 4.21 (t, 2H, $J = 7.2$ Hz), 1.80 (quint, 2H, $J = 7.2$ Hz), 1.35–1.21 (m, 6H), 0.85 (t, 2H, $J = 7.2$ Hz). ^{13}C NMR (100 MHz, CDCl_3): δ (ppm) 140.4, 125.5, 122.8, 120.3, 118.6, 108.6, 43.0, 31.6, 28.9, 26.9, 22.5, 14.0. Analyses were consistent to already published data (Petrov et al., 2013).

9-octyl-9H-carbazole (Cz7Me)

According to the general procedure, 9-octylcarbazole was obtained as a colorless oil (7.95 g, 94%). ^1H NMR (400 MHz, CDCl_3): δ (ppm) 8.10 (d, 2H, $J = 7.6$ Hz), 7.47 (m, 2H), 7.42 (d, 2H, $J = 8.0$ Hz), 7.23 (td, 2H, $J = 7.2$ Hz, $J = 1.2$ Hz), 4.30 (t, 2H, $J = 7.2$ Hz), 1.88 (quint, 2H, $J = 7.2$ Hz), 1.42–1.20 (m, 10H), 0.87 (t, 2H, $J = 7.2$ Hz). ^{13}C NMR (100 MHz, CDCl_3): δ (ppm) 140.4, 125.6, 122.8, 120.3, 118.7, 108.6, 43.1, 31.8, 29.4, 29.2, 29.0, 27.3, 22.6, 14.0. Analyses were consistent to already published data (Sathiyar and Sakthivel, 1993).

N-((Methoxycarbonyl)methyl)carbazole (CzE)

Carbazole (4.2 g, 30 mmol) was added at 0°C to a suspension of NaH (60% in oil, 2.0 g, 2 eq) in a dry THF/DMSO solution (80/40 mL). The mixture was stirred for 1 h and methyl bromoacetate was added (5.8 g, 1.5 eq). The reaction mixture was stirred overnight then quenched with water. The solution was extracted with diethylether (3×100 mL). The combined organic layers were dried over sodium sulfate, filtered and concentrated by rotary evaporation. The crude product was purified by chromatography (Dichloromethane/Cyclohexane 1/1 as eluent) to yield a white solid (4.37 g, 73%). ^1H NMR (400 MHz, CDCl_3): δ (ppm) 8.02 (d, 2H, $J = 7.6$ Hz), 7.40 (t, 2H, $J = 8.0$ Hz), 7.20 (m, 4H), 4.92 (s, 2H), 3.63 (s, 3H). ^{13}C NMR (100 MHz, CDCl_3): δ (ppm) 169.0, 140.5, 126.0, 123.2, 120.5, 119.7, 108.3, 52.5, 44.6. Analyses were consistent to already published data (Conn et al., 1993).

2-(9H-Carbazol-9-yl)acetic acid (CzA)

N-((Methoxycarbonyl)methyl)carbazole (1.08 g, 4.3 mmol) was dissolved in a THF/ H_2O solution (5/5 mL). KOH (0.8 g, 3 eq) was added and the solution was stirred at room temperature overnight. Then THF was removed by evapory rotation and aqueous solution was acidified to pH = 1 with 1M HCl solution. The precipitated compound was filtered, washed with cold water and dried under vacuum to yield a white solid (0.6 g, 56 %). ^1H NMR (400 MHz, CDCl_3): δ (ppm) 8.02 (d, 2H, $J = 7.6$ Hz), 7.40 (t, 2H, $J = 8.0$ Hz), 7.20 (m, 4H), 4.97 (s, 2H). ^{13}C NMR (100 MHz, CDCl_3): δ (ppm) 173.1, 140.4, 126.1, 123.3, 120.6, 119.9,

108.2, 44.1. Analyses were consistent to already published data (Zhang et al., 2014).

Electrochemistry

Electrodeposition of Cz and Its Derivatives

First, electrochemistry was used to study the electrochemical oxidation of the monomers on a platinum wire (area: 0.785 mm^2) using cyclic voltammetry technique (5 potential scans were done at 50 mV/s). Then, after optimization of the electrolyte composition, polycarbazole films were prepared using chronoamperometry technique (3 min of oxidation at the oxidation peak potential deduced from the corresponding cyclic voltammetry) on a Fluorine doped Tin Oxide (FTO) substrate ($R = 80 \text{ V/square}$, area: 1.5 cm^2), before being extensively characterized.

The electrochemical activity of polyCz was also estimated by doing a cyclic voltammetry at a Pt electrode coated with a PCz film in the same electrolyte but in the absence of monomer. This electrode was rinsed in acetonitrile between the cycling in the solutions with monomers and those without.

All these electrochemical experiments were carried out at room temperature, with a VersaSTAT MC potentiostat/galvanostat from Princeton Applied Research, in a single-compartment cell with a three electrode set-up. This set-up employed a Saturated Calomel Electrode (SCE) as reference electrode, a platinum sheet as counter-electrode, and either a platinum wire or a FTO substrate as working electrode.

Fast Electrochemistry

Fast electrochemistry experiments were carried out using an AUTOLAB PGSTAT30 potentiostat equipped with SCAN250 and ADC10M modules. A classical three-electrode cell was used with platinum microelectrode (diameter $246 \mu\text{m}$ calibrated with ferrocene system) as working electrode, platinum wire as counter-electrode and Ag/AgCl reference electrode. The solution contained 1.5 mM of functionalized carbazole and 0.1 M of TBAB in acetonitrile. Electrochemical simulations were realized with DigiElch Pro software.

Characterization

SEM Microscopy

The surface morphology of the polycarbazole films was observed with a high-resolution Scanning Electron Microscope Quanta 450 W (from FEI) with an electron beam energy of 12.5 keV and a working distance of 9 mm. No metallization pre-treatment was needed since the samples were conductive.

Profilometry

Thickness and roughness of electrodeposited films were measured using a stylus-based mechanical probe profiler (Alpha-Step IQ, from KLA Tencor). Both thickness and roughness were obtained by moving this stylus perpendicularly to the film on a scan length of $3,000 \mu\text{m}$ at a scan speed of $50 \mu\text{m.s}^{-1}$. Five measurements were achieved at different positions for each film.

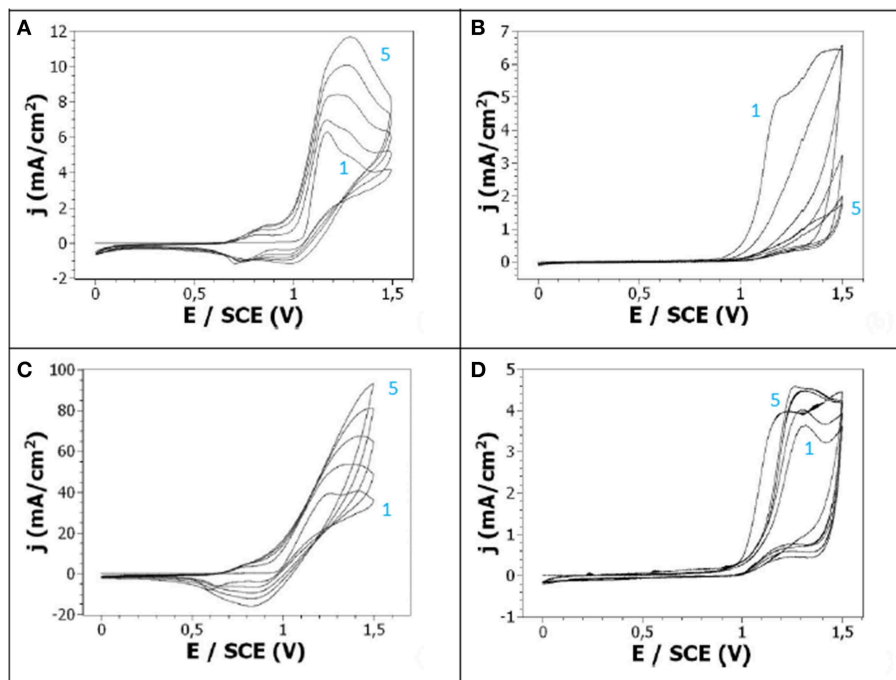


FIGURE 1 | Cyclic voltammetry at a Pt electrode of: **(A)** 10^{-2} M Cz + 0.1 M LiClO₄ in ACN, **(B)** 10^{-2} M Cz + 0.1 M LiClO₄ in DMF, **(C)** 10^{-1} M Cz + 0.1 M LiClO₄ in ACN, **(D)** 10^{-3} M Cz + 0.1 M LiClO₄ in ACN. Scan rate: 50 mV/s.

RESULTS

Electropolymerization of Carbazole at Pt Electrodes by Cyclic Voltammetry


Influence of the Solvent and Carbazole Concentration

The oxidation of 10^{-2} M carbazole was performed by cyclic voltammetry (CV) at Pt electrodes in 0.1 M LiClO₄ in acetonitrile (ACN) or dimethylformamide (DMF) solutions (**Figure 1**). The onset oxidation potentials of carbazole, leading to Cz radical cations, in LiClO₄/ACN and LiClO₄/DMF, appears at 1.05 and 0.95 V/SCE, respectively. The redox process of polycarbazole is observed in ACN since a polyCz oxidation peak and a polyCz reduction peak are clearly distinguishable at +0.8 and +0.7 V/SCE, respectively. After the first cycle, both Cz, and polyCz oxidation potential peak intensity increases and potentials shift toward higher values. The gradual increase of the reduction peak intensity with repeated scans indicates the progressive deposition of the polymer on the Pt surface. Moreover, the i_a/i_c ratio of the redox polyCz peaks is close to 1, indicating a good reversibility of the redox process.

This electrochemical behavior is consistent with the electropolymerization mechanism previously reported (Ambrose and Nelson, 1968). This mechanism begins with the oxidation of carbazole monomers leading to the formation of cation radicals in a one electron process. These cation radicals couple with each other or with a parent molecule leading to 3,3'-bicarbazyls. After that, the oxidation of the oligomers takes place leading progressively to the formation of a polycarbazole film at the electrode surface.

On the contrary, the redox process was not distinguishable when the cyclic voltammetry was performed in DMF, and the intensity of the Cz oxidation peak decreased upon repeated scans, both indicating that this solvent is less appropriate for this reaction than ACN. In addition, the film obtained by oxidation of Cz in DMF is very thin and copper-colored to the eye, contrary to the one obtained in ACN which is thicker and green-colored (**Figure 2**). This is in line with other studies which evidenced that acetonitrile was a better solvent than propylene carbonate and dichloromethane for the electropolymerization of Cz (Sarac et al., 2006).

The influence of the monomer concentration was then studied by comparing the cyclic voltammetry obtained from 10^{-2} M Cz in an acetonitrile solution (using 0.1 M LiClO₄ as supporting electrolyte) with the ones obtained from similar solutions containing Cz concentrated at 10^{-3} and 10^{-1} M (**Figures 1C,D**). Thus, the cyclic voltammetry obtained with 10^{-1} M Cz shows great similarities with the one obtained at 10^{-2} M, in particular a Cz oxidation peak beginning at +1.0 V/SCE whose intensity increases with repeated scans and potential shifts toward higher values, and two reversible redox peaks corresponding to the oxidation and reduction of the polyCz. On another side, the Cz oxidation peak was narrower at 10^{-2} M and its intensity was 10 times lower, both due to the lower monomer concentration. After this electrochemical oxidation, a thick green-colored film was obtained (**Figure 2**). On the contrary, the cyclic voltammetry obtained with 10^{-3} M Cz was very different from the ones obtained at 10^{-1} and 10^{-2} M since there was no increase with repeated scans of the Cz oxidation peak appearing at + 1.0 V/SCE



and no distinguishable redox peaks. Moreover, only a very thin pale yellow film is formed (Figure 2).

It can be deduced from these experiments that the best solvent for studying Cz electropolymerization is acetonitrile and the optimized monomer concentration is 10^{-2} M rather than 10^{-1} M since the PCz film obtained with 10^{-2} M Cz is more adherent and more uniform (Figure 2). In addition, the solubility of Cz into acetonitrile is more difficult in 0.1 M Cz.

Influence of the Supporting Salt

To determine the influence of the nature of the supporting salt, in particular the influence of its anions acting as dopants, on the electrochemical oxidation of carbazole, cyclic voltammograms were performed from an acetonitrile solution containing carbazole and one of the following salts: lithium perchlorate (LiClO_4), tetrabutylammonium tetrafluoroborate (TBAB), tetraethylammonium p-toluenesulfonate (TS), or tetrabutylammonium hexafluorophosphate (TH). These salts were chosen because they have different sizes, contain different anions, provide a good conductivity to the electrolyte and facilitate the dissolution of monomers in the electrolyte.

The cyclic voltammogram obtained with TBAB salt (Figure 3B) presented similarities with the one previously obtained with LiClO_4 (Figure 3A). Indeed, the onset potentials of Cz in TBAB/ACN is located at +1.1 V/SCE, the cyclic voltammetry shows an oxidation peak, the current intensity of this anodic peak increases with repeated scans and a reduction peak corresponding to redox processes is also visible. However, a lower maximum oxidation current density was obtained in TBAB/ACN (5 mA/cm^2 , 5th cycle) than in LiClO_4 /ACN (12 mA/cm^2 , 5th cycle), as well as a lower maximum reduction current density (only -0.4 mA/cm^2 in TBAB/ACN compared to -1.2 mA/cm^2 in LiClO_4 /ACN). The same general trends are observed in TS/ACN (Figure 3C) since an oxidation peak and a redox peak are also visible but with lower intensities than in LiClO_4 /ACN films. This tends to indicate that the polymer film is thicker and the redox processes more reversible in LiClO_4 /ACN. The behavior observed in the presence of TH salt was very different (Figure 3D). Indeed, the oxidation peak is less pronounced, the reduction peak is not distinguishable, and the intensity of the oxidation peak is very low. Thus, it can be assumed that the electropolymerization of Cz is far more difficult

in TH/ACN than in LiClO_4 /ACN and TS/ACN. This is confirmed by the pictures from the samples obtained by electro-oxidation of Cz on FTO electrodes (Figure 2) which show that a thick and homogeneous polyCz film is obtained in LiClO_4 /ACN when less homogeneous films are obtained in TS/ACN and TBAB/ACN and no clearly visible film is obtained in TH/ACN.

The electrochemical activity of the polyCz films electrodeposited in the different electrolytes was also studied. To this aim, polyCz films were electrodeposited onto a Pt working electrode by cyclic voltammetry, then the Pt electrode with the polymer film attached was removed from the growth solution, and placed in a monomer-free solution of the solvent for post-polymerization voltammetric analysis. Since it is necessary to have enough salt to study the insertion/desinsertion of the anions in the PCz films, a concentration of 0.1 M in salt was chosen.

Whatever the nature of the supporting salt, post-polymerization CVs showed a peak separation that is expected for a reversible electron transfer process (Chen and Ingnas, 1996) (Figure 4). However, the oxidation and reduction peaks are more pronounced when LiClO_4 was used. With this latter salt, the potential corresponding to the polyCz oxidation and reduction peaks is +1.3 and +1.05 V/SCE, respectively, during the 1st cycle (the potential shifted toward less anodic potentials with repeated scans). Moreover, the ratio of oxidation to reduction intensities remains constant around 2.25 with repeated scans which indicates that the doping/dedoping process happens even after a few scans. When TBAB is used as supporting electrolyte, the redox processes also take place as evidenced by the presence of the oxidation and reduction peaks at +1.35 and +0.95 V/SCE, respectively. Moreover, these peaks are present during the repeated scans (even if the reduction peak slowly decreases) indicating doping/dedoping process. When TS is used as supporting electrolyte, the redox processes again take place as proved by the presence of the oxidation and reduction peaks at +1.3 and +0.85 V/SCE, respectively, even if the oxidation peak is broader. The intensity of these peaks remains roughly constant with repeated scans indicating the doping/dedoping of the film by the p-toluenesulfonate anions. In the presence of TH salt, the oxidation and reduction peaks are also present but the current density is strongly lower than for the other salts indicating that the doping/dedoping process still goes on.

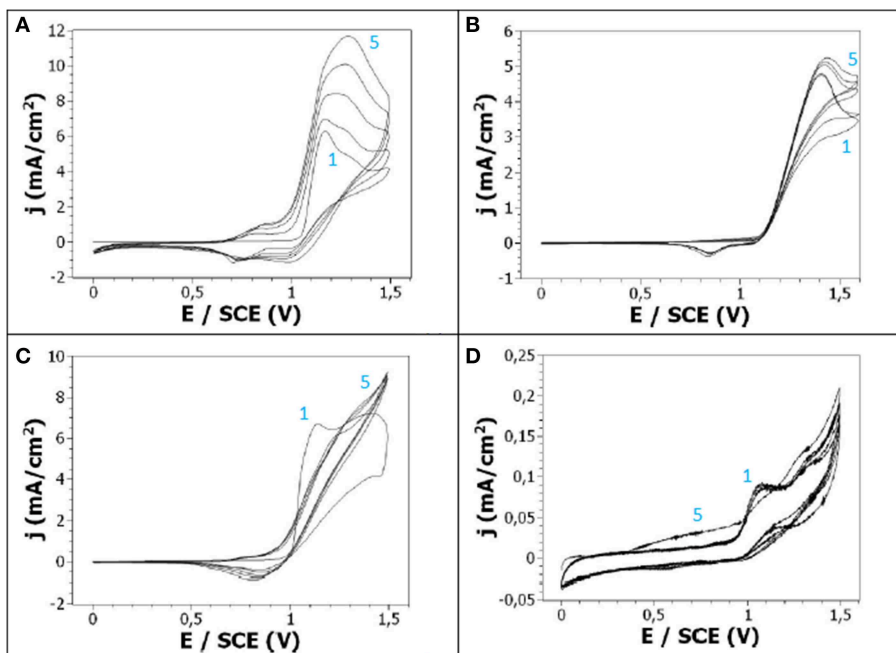


FIGURE 3 | Cyclic voltammety of 10^{-2} M Cz in 0.1 M (A) $\text{LiClO}_4/\text{ACN}$, (B) TBAB/ACN , (C) TS/ACN , (D) TH/ACN . Scan rate: 50 mV/s.

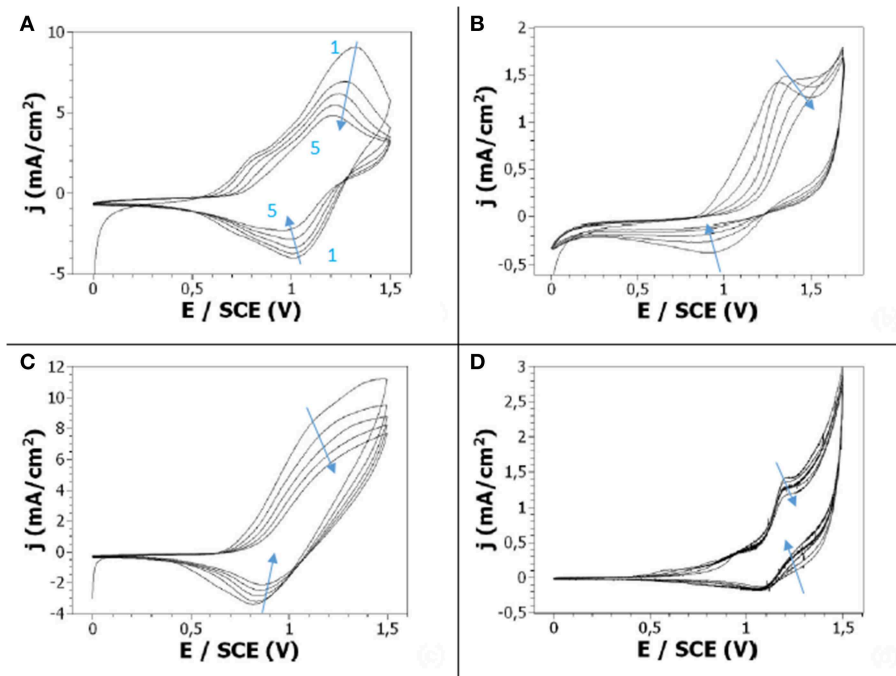


FIGURE 4 | Post-polymerization cyclic voltammety of 10^{-2} M Cz in 0.1 M (A) $\text{LiClO}_4/\text{ACN}$, (B) TBAB/ACN , (C) TS/ACN , (D) TH/ACN . Scan rate: 50 mV/s.

To conclude, the study of the electropolymerization conditions (monomer concentration, nature of the solvent and nature of the supporting salt) recommends to work in acetonitrile solutions with lithium perchlorate and

a carbazole concentration of 10^{-2} M. These optimized conditions will be used in the next part of this work dedicated to the electrochemical oxidation of N-substituted carbazole derivatives.




FIGURE 5 | SEM images of the films obtained by electrodeposition of 10^{-2} M: Cz (A), CzA (B), CzV (C) and CzE (D) in 0.1 M LiClO_4 + acetonitrile.

Characterization of the Polycz Obtained in the Optimized Conditions

The morphology of a polyCz film obtained from oxidation of 10^{-2} M Cz in an acetonitrile solution containing 0.1 M LiClO_4 was studied by SEM microscopy. The SEM image indicates that the overall surface of the polyCz film is homogeneous, the electrode being nearly completely covered by polymer (Figure 5A). Moreover, the film consists in small heaps electrodeposited onto the electrodes with bare domains between them. The shape of these small heaps is circular and the size of the structures varies from one to the other. Using profilometry measurements, the thickness of the polyCz films was estimated to 6–7 μm and its roughness to 0.05–0.09 μm .

N-substituted Carbazoles

9-alkylcarbazoles

In an attempt to obtain original thin solid polymer films by electrochemical oxidation of substituted carbazoles, different alkylcarbazoles were prepared by incorporation of alkyl chains at N-position. The alkyl chain length was varied to determine if this parameter has an influence on the oxidation of the modified carbazoles. The electrochemical parameters used to perform the electro-oxidation of the various N-alkylcarbazoles were those optimized in the first part of this work: a concentration of 10^{-2} M in monomer, 0.1 M LiClO_4 as supporting salt and acetonitrile as solvent. Thus, the anodic oxidation of 9-ethylcarbazole (Cz1Me),

9-butylcarbazole (Cz3Me), 9-hexylcarbazole (Cz5Me), and 9-octylcarbazole (Cz7Me) was performed by cyclic voltammetry at Pt electrodes, as shown in Figure 6. The onset oxidation potentials of these four alkylcarbazoles, leading to radical cations, appears at +1.0 V/SCE. A pronounced reduction peak is also observed for all carbazole derivatives at +0.7–0.8 V/SCE. Both the Cz oxidation peak and the corresponding reduction peak are observed during the successive scans. Another peak, whose intensity is very low, can be observed around +0.8 V/SCE. Concerning the intensity of the peaks, they are similar for all alkylcarbazoles but lower than for non-substituted carbazole (the intensity of the oxidation peak is around 6 mA/cm^2 for 9-alkylcarbazoles instead of 12 mA/cm^2 for Cz, and the reduction peak intensity was around $-0.5 \text{ mA}/\text{cm}^2$ for 9-alkylcarbazoles instead of $-1 \text{ mA}/\text{cm}^2$ for Cz). Moreover, there is no clear increase in redox currents during successive cycling which means that no adherent deposit is obtained on the electrode surface. This is confirmed visually as no polymer deposit is observed (with the naked eye or with a SEM microscope) on the substrates after electrochemical oxidation.

So, it is interesting to observe that carbazole and 9-alkylcarbazoles present a comparable electrochemical behavior but only carbazole leads to a polymer thin film on the working electrode. In addition, when the oxidation is performed by chronoamperometry, similar charge quantity is measured during the oxidation of Cz (368 mC/cm^2) and during the oxidation of Cz1Me (410 mC/cm^2), Cz3Me (367 mC/cm^2), Cz5Me

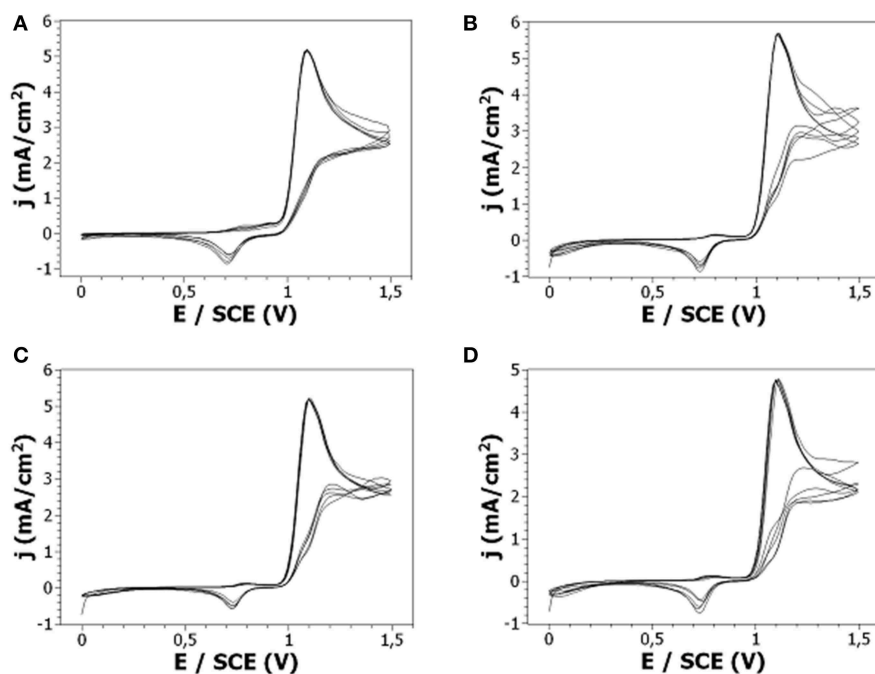


FIGURE 6 | Cyclic voltammetry at a Pt electrode of 10^{-2} M: (A) Cz1Me, (B) Cz3Me, (C) Cz5Me, (D) Cz7Me + 0.1 M LiClO_4 in ACN. Scan rate: 50 mV/s.

(369 mC/cm^2), and Cz7Me (376 mC/cm^2) indicating that the oxidation of these species takes place without particular difficulty for all of these monomers. In the review from Kapron and Lapkowski (2015) and in the pioneer works from Ambrose and Nelson (1968) dedicated to the electrochemistry of carbazoles, it is explained that the oxidation of Cz leads to the formation of the cation radical in a one electron process. As the cation radical is not stable, it tends to couple with another cation radical or a parent molecule (a loss of two protons accompanies this coupling) to form a more stable bicarbazyl (which can be either 3,3'-bicarbazyl, the main product, or 9,9'-bicarbazyl, the minor product). Then, the oxidation of the oligomers takes place (at a lower potential than the oxidation of the monomers) and the electropolymerization of Cz occurs. On the contrary, when the nitrogen atom is blocked by a substituent, the oxidation mainly leads to dimers but not to polymers. From our point of view, this difference of behavior between Cz and these substituted carbazoles may be due to the difference of stability of the cation radicals obtained by electro-oxidation of Cz and 9-alkylcarbazoles and their dimers. To validate our assumption, we performed fast electrochemistry experiments (Figure 7) since fast electrochemistry on such diffusive systems may be interesting in terms of kinetic and thermodynamic parameters extraction (e.g., redox standard potential, heterogeneous, and dimerization rate constants) as well as for mechanisms investigation (since it could give information about the reactivity of radical cations and dimers).

For 9-ethylcarbazole, signal reversibility was reached for scan rates above 50 V/s. The oxidation peak present at +1.25 V/Ag/AgCl is due to well-known monomer oxidation into radical

cation which couples with another radical cation (dimerization) as it is unstable. This dimerization is accompanied by the loss of two protons. The scan rate being very fast, a non-negligible part of radical cations is reduced before total dimerization which leads to the small reduction peak. Electrochemical simulation enabled to estimate a dimerization rate constant of about $(4.25 \pm 0.75) \times 10^5 \text{ M}^{-1} \cdot \text{s}^{-1}$.

For 9-substituted carbazole with longer alkyl chains (i.e., 4, 6, and 8 carbons), electrochemical behavior is more complex. Indeed, oxidation peak is wider than expected and most importantly, two reduction peaks are observed at high scan rates (100 V/s). As previously described, electrochemical oxidation of 9-substituted carbazoles has been studied by Ambrose et al. at classical scan rates (i.e., a few hundreds of mV/s) leading to the mechanism previously described. Thus, the oxidation peak is due to classical oxidation/dimerization of substituted monomers. The reason that the peak is more important than the one expected for one-electron process is due to the fact that the obtained dimer is then oxidized into a radical cation dimer which is relatively stable. When shifting to reduction, the first peak shows the reduction of remaining radical cations (i.e., the ones which don't dimerize) into starting monomers. Dimerization rate constants are evaluated through this peak. The second peak is for reduction of radical cation dimer into neutral dimer. Thermodynamic and kinetic parameters extracted from electrochemical simulations are presented in Table 1. It is interesting to note that dimerization rate constant is very similar for 9-ethyl, butyl and hexyl carbazole as it keeps between 4.10^5 and $5.10^5 \text{ M}^{-1} \cdot \text{s}^{-1}$ regardless of chain length. However, for 9-octyl carbazole the dimerization rate constant is more

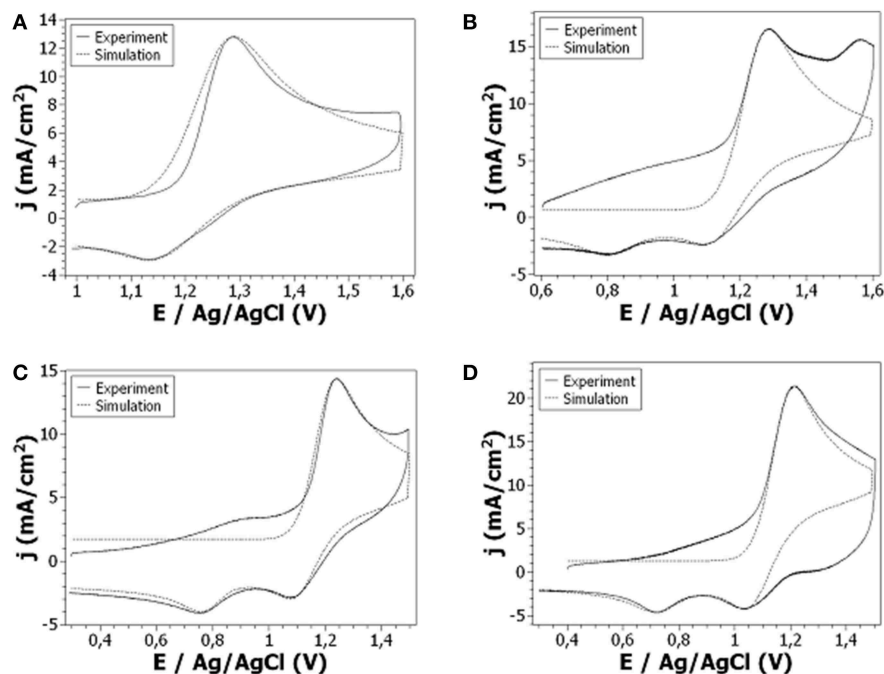


FIGURE 7 | Cyclic voltammetry at a Pt electrode of 10^{-2} M: **(A)** Cz1Me, **(B)** Cz3Me, **(C)** Cz5Me, **(D)** Cz7Me + 0.1 M LiClO_4 in ACN. Scan rate: 100 V/s.

TABLE 1 | Formal potential (E°), heterogeneous rate constant (k_s) and dimerization rate (k_{dim}) of Cz1Me, Cz3Me, Cz5Me, and Cz7Me deduced from fast electrochemistry experiments and corresponding simulations.

		E° (V/AgCl/Ag)	k_s (cm/s)	k_{dim} ($\text{mol}^{-1}\cdot\text{L}\cdot\text{s}^{-1}$)
Cz1Me	$\text{Cz1Me}^{+\circ} + e^- \rightleftharpoons \text{Cz1Me}$	1.21	0.055 ± 0.005	/
	$2 \text{Cz1Me}^{+\circ} \rightarrow \text{Dimer}$	/	/	$(4.25 \pm 0.75) \cdot 10^5$
Cz3Me	$\text{Cz3Me}^{+\circ} + e^- \rightleftharpoons \text{Cz3Me}$	1.19	0.07 ± 0.01	/
	$2 \text{Cz3Me}^{+\circ} \rightarrow \text{Dimer}$	/	/	$(4.25 \pm 0.55) \cdot 10^5$
	$\text{Dimer}^{+\circ} + e^- \rightleftharpoons \text{Dimer}$	0.96	0.01	/
Cz5Me	$\text{Cz5Me}^{+\circ} + e^- \rightleftharpoons \text{Cz5Me}$	1.16	0.09 ± 0.01	/
	$2 \text{Cz5Me}^{+\circ} \rightarrow \text{Dimer}$	/	/	$(4.7 \pm 1.1) \cdot 10^5$
	$\text{Dimer}^{+\circ} + e^- \rightleftharpoons \text{Dimer}$	0.83 ± 0.01	0.07 ± 0.02	/
Cz7Me	$\text{Cz7Me}^{+\circ} + e^- \rightleftharpoons \text{Cz7Me}$	1.11 ± 0.02	0.085 ± 0.005	/
	$2 \text{Cz7Me}^{+\circ} \rightarrow \text{Dimer}$	/	/	$(2.0 \pm 0.5) \cdot 10^5$
	$\text{Dimer}^{+\circ} + e^- \rightleftharpoons \text{Dimer}$	0.815 ± 0.005	0.03	/

than twice smaller probably due to steric effects beginning to take place. Moreover, there is a tight relation between carbon chain length and redox standard potential of monomer/radical cation couples. Indeed, redox potential decreases with chain length meaning that the more the carbon chain is long, the more the substituted monomer is easily oxidized. Heterogeneous rate constant (k_s) also follows this trend as it increases with chain length (except for 9-hexyl and octyl carbazole for which it stays the same). This increase in k_s means a faster electron transfer and therefore an easier oxidation process.

The good stability of radical cation dimers from 9-alkyl substituted carbazoles can be an explanation for their non-deposition as the oxidized dimer does not polymerize very

fast leading to short oligomer chains easily solubilized into the solution.

Other N-substituted Carbazoles

The oxidation of 10^{-2} M CzA and CzE was performed in 0.1 M LiClO_4 in acetonitrile at Pt electrodes. The onset oxidation potential of both carbazole derivatives is located at +1.1 V/SCE (**Figures 8A–C**). After the first cycle, both CzA and CzE oxidation potential peak intensity increases very slightly and the oxidation potential shifts toward slightly higher values. A reduction peak can also be observed at +0.8–0.9 V/SCE during the cathodic scan. A difference between the CVs of the 2 carbazole derivatives was the broadness of the oxidation

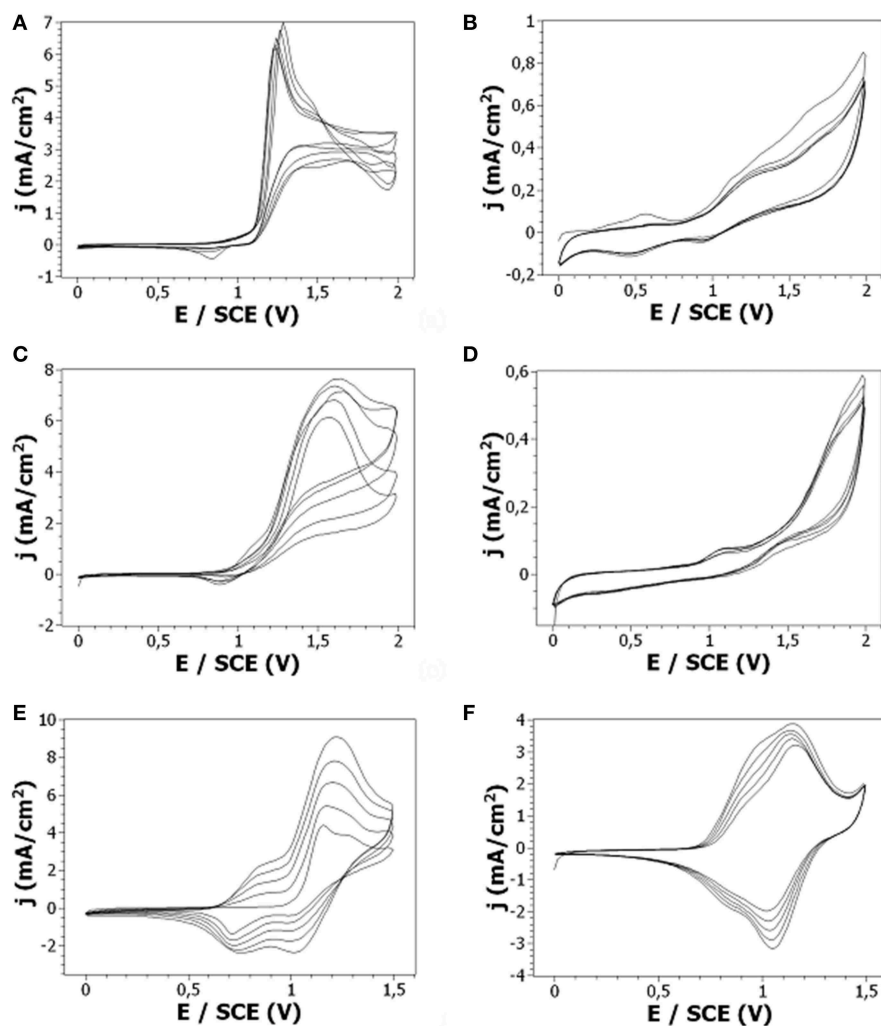


FIGURE 8 | CV (A,C,E) and post-polymerization CV (B,D,F) at a Pt electrode of 10^{-2} M: (A,B) CzE, (C,D) CzA, (E-F) CzV + 0.1 M LiClO₄ in ACN. Scan rate: 50 mV/s.




FIGURE 9 | Photographs of samples obtained by oxidation of 10^{-2} M Cz, CzV, CzA, and CzE in an acetonitrile solution (containing 0.1 M LiClO₄).

peak. Indeed, CzA leads to a broader oxidation peak than CzE indicating that more CzA monomers are oxidized (since the oxidation of CzA takes place over a wider potential range and with a comparable oxidation peak intensity). Moreover, looking at these 2 samples at the end of the potentiodynamic electrodeposition, it is clear that the oxidation of CzA results in a uniform green-colored film, when the oxidation of CzE results

in a thin poor-quality film since only some parts of the substrate are coated (Figure 9).

Concerning CzV, the potentiodynamic electrodeposition on platinum displays an oxidation onset at +1.0 V/SCE (Figure 8E). Successive scans exhibit increasing anodic current peaks with corresponding cathodic peaks. More precisely, during the 1st scan, only an anodic peak can be observed, at +1.3 V/SCE,

which corresponds to the oxidation of the monomer into cation radicals leading to dimers. During the next scans, another peak is visible at +0.8 V/SCE which is due to the oxidation of oligomers. Hence, the anodic scans correspond to oxidation of the carbazole unit to give the carbazolyl radical cation, which, upon cathodic scan, pairs up with another carbazolyl moiety adjacent to it to form a dimer. Subsequent current increase (both anodic and cathodic) explains that the process is iterated to give dimers, trimers, oligomers on the working electrode. In addition, it can be noticed that when dimerization occurs, H^+ ions split-off and provoke the polymerization of CzV through its vinyl group. However, if the oxidation of the vinyl groups happens, there is no distinguishable additional oxidation peak. Indeed, the oxidation peak centered at +1.2 V/SCE is too broad to discriminate the oxidation of the nitrogen atom of CzV monomers and the oxidation of its vinyl group. Moreover, the attack of the protons on the vinyl group of the growing polymer causes cross-linking of the film through the vinyl groups as previously evidenced by Reyna-Gonzalez using SEM microscopy and FTIR spectroscopy (Reyna-Gonzalez et al., 2006), thus leading to a compact polymer film. Indeed, at the end of the potentiodynamic electrodeposition, a thick green polymer film is observed at the electrode surface (Figure 9) which appeared comparable to the polyCz film previously electrodeposited.

The determination of thermodynamic and kinetic parameters was possible by fast electrochemistry only for 9-alkylcarbazoles since oxidation of carbazole and its other derivatives (Cz, CzA, CzE, and CzV) leads to cation radicals whose stability was not high enough to allow thermodynamic and kinetic parameters extraction. Indeed, under our experimental conditions, it is not possible to estimate dimerization rate constants higher than $10^7 M^{-1}.s^{-1}$ as cation radicals dimerize too fast, followed by rapid polymerization process leading to a thin conducting polymer film on the microelectrode surface which prevents from any further investigation.

The electrochemical activity of the films electrodeposited by oxidation of CzE, CzA, and CzV in $LiClO_4$ in acetonitrile was then studied at a Pt electrode by cyclic voltammetry in a monomer-free solution of the solvent. Thus, the post-polymerization CV of CzV shows a peak separation (Figure 8F) that is expected for a reversible electron transfer process and which was previously observed for polyCz (Figure 4A). More precisely, the potential of the oxidation peak, corresponding to the perchlorate anions insertion into the poly(9-vinylcarbazole) film, is located at +1.2 V/SCE, when the reduction peak, corresponding to the ejection of perchlorate anions from the film, is located at +1.05 V/SCE. Moreover, the ratio of oxidation to reduction intensities remains constant around 1.3–1.5 with repeated scans indicating that the doping/dedoping process occurs even after a few scans. On the contrary, the post-polymerization CVs of CzA and CzE don't show a well-defined peak separation (Figures 8B,D) even if it is noticeable than CzA leads to more distinguishable oxidation and reduction peaks than CzE (Figure 8F). In addition the current densities measured are far lower than those obtained during the post-polymerization of CzV. Thus, it seems that the films obtained by oxidation of CzE and CzA are weakly electroactive which

means that the doping and dedoping of these films happens with difficulty.

The morphology of the films obtained by oxidation of these carbazole derivatives was then studied by SEM. The structure of the polyCzA is comparable to the one of PCz since it also consists in small circular heaps covering the whole surface of the substrate (Figure 5B). It can just be remarked that the size of the bare domains separating the globules is higher for polyCzA than for polyCz. The polyCzV films also contains globules but these globules agglomerate to form big aggregates composed of tens of globules [the same structure was already observed for polyCzV by Reyna-Gonzalez et al. (2006)]. It seems that the amount of polymer substance on the substrate is higher for polyCzV than for the other polymer materials (Figure 5C). Finally, the polyCzE film presents a very different and less uniform structure which doesn't consist in globules but in more extended shapes (Figure 5D). Using profilometry measurements, the thickness of the polyCzV films was estimated to 10–11 μm and its roughness to 0.4–0.6 μm indicating that these polymer films are thicker and have a higher roughness than polyCz films. On the contrary, polyCzA and polyCzE films are very thin (<1 μm) and have a roughness which is difficult to estimate since these electrodeposited films are not uniform.

CONCLUSION

The electropolymerization of carbazole was performed and the electrodeposition conditions were optimized. Thus, it was evidenced that it is better to perform the electro-oxidation of carbazole in acetonitrile solutions with perchlorate lithium and at a carbazole concentration of 10^{-2} M. Resulting polyCz film was thick, green-colored, and consists in globules covering the whole substrate and exhibiting a high electrochemical activity.

After organic synthesis of 9-alkylcarbazoles with various alkyl chain lengths, the same electrodeposition conditions were used in order to perform their electropolymerization. However, no deposit was observed at the electrode surface. Fast electrochemistry experiments allowed us to demonstrate that the high stability of resulting radical cation dimers is the explanation for their non-deposition as the oxidized dimers don't polymerize very fast leading to short oligomer chains.

On the contrary, for other carbazole derivatives, obtained by chemical grafting of acid, ester or vinyl groups on the N-position of carbazole, cation radicals are much less stable and polymerization process is more efficient leading to solid polymer films. The quality of these electrodeposited films varies from one compound to the other. Thus, the oxidation of Cz, CzA, and CzV leads to the formation of thick, uniform, green-colored films which are electroactive and present globules on the surface when the oxidation of CzE leads to a non-uniform film.

The carbazole N-substitution by various groups affects the radical cation stability, even if the functional group is not conjugated to the aromatic moiety. As a consequence, the quality of electrodeposited thin films is dependent of the N-substitution functional group.

The possible applications of the substituted polycarbazole films prepared in this work mainly concern the elaboration of chemical (bio)sensors and electrochromic devices. Indeed, the

fabrication of chemiresistors based on these polymer films can be envisaged since it is possible to tune their conductivity. Similarly, the presence of grafted ester and carboxyl groups open the way to the use of polymer films for anchoring biological molecules for biomedical applications. Also, the preparation of electrochromic devices can be envisaged since the color of the polymer films reversibly switches from white to green when changing the potential applied to the polymer-modified electrode.

DATA AVAILABILITY

The datasets generated for this study are available on request to the corresponding author.

REFERENCES

- Akiyama, T., Fukuyama, T., Sugawa, K., Yoneda, H., and Yamada, S. (2009). Photocurrent generation properties of electrochemically polymerized terthiophene-linked fullerene film. *Synth. Met.* 159, 965–968. doi: 10.1016/j.synthmet.2009.02.019
- Ambrose, J. F., Carpenter, L. L., and Nelson, R. F. (1975). Electrochemical and spectroscopic properties of cation radicals (III. Reaction pathways of carbazolium radical ions). *J. Electrochem. Soc.* 122, 876–893. doi: 10.1149/1.2134365
- Ambrose, J. F., and Nelson, R. F. (1968). Anodic oxidation pathways of carbazoles (Carbazole, I, and N-substituted derivatives). *J. Electrochem. Soc.* 115, 1159–1163. doi: 10.1149/1.2410929
- Atobe, M., Tsuji, H., Asami, R., and Fuchigami, T. (2006). A study on doping–undoping properties of polypyrrole films electropolymerized under ultrasonication electrochemical synthesis and engineering. *J. Electrochem. Soc.* 153, D10–D13. doi: 10.1149/1.2130664
- Bryan, A. M., Santino, L. M., Lu, Y., Acharya, S., and D'Arcy, J. M. (2016). Conducting polymers for pseudocapacitive energy storage. *Chem. Mater.* 28, 5989–5998. doi: 10.1021/acs.chemmater.6b01762
- Cai, M., Xiao, T., Chen, Y., Hellerich, E., Liu, R., Shinar, R., et al. (2011). Effect of molecular weight on the efficiency of poly(N-vinylcarbazole)-based polymer light-emitting diodes. *Appl. Phys. Lett.* 99:203302. doi: 10.1063/1.3659467
- Cai, S., Wen, H., Wang, S., Niu, H., Wang, C., Jiang, X., et al. (2017). Electrochromic polymers electrochemically polymerized from 2, 5-dithienylpyrrole (DTP) with different triarylamine units: synthesis, characterization and opto electrochemical properties. *Electrochim. Acta* 228, 332–342. doi: 10.1016/j.electacta.2017.01.071
- Chen, X., and Inganas, O. (1996). Three-step redox in polythiophenes: evidence from electrochemistry at an ultramicroelectrode. *J. Phys. Chem.* 100, 15202–15206. doi: 10.1021/jp.9601779
- Chevrot, C., Ngbilo, E., Kham, K., and Sadki, S. (1996). Optical and electronic properties of undoped and doped poly(N-alkylcarbazole) thin layers. *Synth. Met.* 81, 201–204. doi: 10.1016/S0379-6779(96)03752-6
- Chmielewski, M., Grzeszczuk, M., Kalenik, J., and Kpas-Suwara, A. (2010). Evaluation of the potential dependence of 2D-3D growth rates and structures of polypyrrole films in aqueous solutions of hexafluorates. *J. Electroanal. Chem.* 647, 169–180. doi: 10.1016/j.jelechem.2010.06.006
- Conn, M. M., Deslongchamps, G., de Mendoza, J., and Rebek Jr., J. (1993). Convergent functional groups. 13. High-affinity complexation of adenosine derivatives within induced binding pockets. *J. Am. Chem. Soc.* 115, 3548–3557. doi: 10.1021/ja00062a020
- Darmanin, T., and Guittard, F. (2014). Wettability of conducting polymers: from superhydrophilicity to superoleophobicity. *Prog. Polym. Sci.* 39, 656–682. doi: 10.1016/j.progpolymsci.2013.10.003
- Fonseca, S. M., Moreira, T., Parola, A. J., Pinheiro, C., and Laia, C. A. T. (2017). PEDOT electrodeposition on oriented mesoporous silica templates for electrochromic devices. *Sol. Energy Mater. Sol. Cells* 159, 94–101. doi: 10.1016/j.solmat.2016.09.002
- Grigalevicius, S., Zhang, B. H., Xie, Z. Y., Forster, M., and Scherf, U. (2011). Polycarbazole-based networks made by photo-crosslinking for hole transporting layers of OLED devices. *Org. Electron.* 12, 2253–2257. doi: 10.1016/j.orgel.2011.08.018
- Hsiao, S. H., and Lin, S. W. (2016). Electrochemical synthesis of electrochromic polycarbazole films from N-phenyl-3,6-bis(N-carbazolyl)carbazoles. *Polym. Chem.* 7, 198–211. doi: 10.1039/C5PY01407G
- Hu, B., Lv, X. J., Sun, J. W., Bian, G. F., Ouyang, M., Fu, Z. Y., et al. (2013). Effects on the electrochemical and electrochromic properties of 3,6 linked polycarbazole derivative by the introduction of different acceptor groups and copolymerization. *Org. Electron.* 14, 1521–1530. doi: 10.1016/j.orgel.2013.03.024
- Huang, Z. H., Hu, S. C., Zhang, N., Chen, X. L., Chen, D., Jin, Q., et al. (2012). Effect of volume ratio of acetonitrile to water on the morphology and property of polypyrrole prepared by chemical oxidation method. *Polym. Eng. Sci.* 52, 1600–1605. doi: 10.1002/pen.23101
- Joshi, N., Saxena, V., Singh, A., Koiry, S. P., Debnath, A. K., Chehimi, M. M., et al. (2014). Flexible H₂S sensor based on gold modified polycarbazole films. *Sens. Actuators B* 200, 227–234. doi: 10.1016/j.snb.2014.04.041
- Kapron, K. and Lapkowski, M. (2015). Carbazole electrochemistry: a short review. *Sol. St. Electrochem.* 19, 2601–2610. doi: 10.1007/s10008-015-2973-x
- Kausar, A. (2017). Overview on conducting polymer in energy storage and energy conversion. *J. Macromol. Sci. A.* 54, 640–653. doi: 10.1080/10601325.2017.1317210
- Lee, Y., Zhou, H., and Lee, T. W. (2018). One-dimensional conjugated polymer nanomaterials for flexible and stretchable electronics. *J. Mater. Chem.* 14, 3538–3550. doi: 10.1039/C7TC05927B
- Li, A. Y., Li, Y. Y., Cai, W. Z., Zhou, G. J., Chen, Z., Wu, H. B., et al. (2010). Realization of highly efficient white polymer light-emitting devices via interfacial energy transfer from poly(N-vinylcarbazole). *Org. Electron.* 11, 529–534. doi: 10.1016/j.orgel.2009.12.008
- Mali, S. P., Gosavi, S. A., Inamdar, A. S., Chougale, U. M., and Fulari, V. J. (2015). Synthesis and characterizations of chemically and electrochemically polymerized polyaniline thin films for energy storage. *Adv. Sci. Lett.* 21, 2534–2538. doi: 10.1166/asl.2015.6414
- Ouyang, J., Chu, C. W., Chen, F. C., Xu, Q., and Yang, Y. (2005). High-conductivity poly(3,4-ethylenedioxythiophene):poly(styrene sulfonate) film and its application in polymer optoelectronic devices. *Adv. Funct. Mater.* 15, 203–208. doi: 10.1002/adfm.200400016
- Papez, V., and Josowicz, M. (1994). Electrochemical preparation and study of poly(N-vinylcarbazole) as a sensing layer for propylamine vapor. *J. Electroanal. Chem.* 365, 139–150. doi: 10.1016/0022-0728(93)02979-R
- Park, Y. H., Kim, S. J., and Lee, J. Y. (2003). Preparation and characterization of electroconductive polypyrrole copolymer Langmuir-Blodgett films. *Thin Solid Films* 425, 233–238. doi: 10.1016/S0040-6090(02)01123-9
- Patois, T., Lakard, B., Martin, N., and Fievet, P. (2010). Effect of various parameters on the conductivity of free standing electrosynthesized polypyrrole films. *Synth. Met.* 160, 2180–2185. doi: 10.1016/j.synthmet.2010.08.005

AUTHOR CONTRIBUTIONS

EC performed the organic synthesis, CS, SL, CM, and AE performed the electrochemical experiments. BL performed SEM microscopy. All contributed to discussions and writing of the paper.

SUPPLEMENTARY MATERIAL

The Supplementary Material for this article can be found online at: <https://www.frontiersin.org/articles/10.3389/fmats.2019.00131/full#supplementary-material>

Figure S1 | ¹H and ¹³C NMR spectra of synthesized carbazole monomers.

- Patois, T., Lakard, B., Monney, S., Roizard, X., and Fievet, P. (2011). Characterization of the surface properties of polypyrrole films. Influence of the electrodeposition parameters. *Synth. Met.* 161, 2498–2505. doi: 10.1016/j.synthmet.2011.10.003
- Peng, X. Y., Luan, F., Liu, X. X., Diamond, D., and Lau, K. T. (2009). pH-controlled morphological structure of polyaniline during electrochemical deposition. *Electrochim. Acta* 54, 6172–6177. doi: 10.1016/j.electacta.2009.05.075
- Petrov, R. R., Knight, L., Chen, S. R., Wager-Miller, J., Mc Daniel, S. W., Diaz, F., et al. (2013). Mastering tricyclic ring systems for desirable functional cannabinoid activity. *Eur. J. Med. Chem.* 69, 881–907. doi: 10.1016/j.ejmech.2013.09.038
- Reyna-Gonzalez, J. M., Aguilar-Martinez, M., Bautista-Martinez, J. A., Rivera, E., Gonzalez, I., and Roquero, P. (2006). Influence of the acidity level on the electropolymerization of N-vinylcarbazole: electrochemical study and characterization of poly(3,6-N-vinylcarbazole). *Polymer* 47, 6664–6672. doi: 10.1016/j.polymer.2006.07.023
- Reyna-González, J. M., Roquero, P., and E., Rivera E (2009). A comparative investigation between poly(N-vinylcarbazole) and poly(3,6-Nvinylcarbazole): spectroscopy, conductivity, thermal and optical properties. *Des. Monomers Polym.* 12, 233–245. doi: 10.1163/156855509X436058
- Sarac, A. S., Ates, M., and Parlak, E. A. (2006). Electrolyte and solvent effects of electrocoated polycarbazole thin films on carbon fiber microelectrodes. *J. Appl. Electrochem.* 36, 889–898. doi: 10.1007/s10800-006-9145-8
- Sarac, A. S., and Bardavit, Y. (2004). N-vinylcarbazole-styrene free radical polymerization and electrochemical and chemical oxidation of P(NVCz-co-sty) and P(NVCz-co-AN): cyclic voltammetric, spectroscopic (FTIR) and conductometric study. *Int. J. Polym. Mater.* 53, 185–200. doi: 10.1080/00914030490267609
- Saraswathi, R., Gerard, M., and Malhotra, B. D. (1999). Characteristics of aqueous polycarbazole batteries. *J. Appl. Polym. Sci.* 74, 145–50. doi: 10.1002/(SICI)1097-4628(19991003)74:1%3C145::AID-APP18%3E3.0.CO;2-C
- Sathiyam, G., and Sakthivel, P. (1993). A multibranched carbazole linked triazine based fluorescent molecule for the selective detection of picric acid. *RSC Adv.* 6, 106705–106715. doi: 10.1039/C6RA22632A
- Savagatrup, S., Printz, A. D., O'Connor, T. F., Zaretski, A. V., and Lipomi, D. J. (2014). Molecularly stretchable electronics. *Chem. Mater.* 26, 3028–3041. doi: 10.1021/cm501021v
- Shirakawa, H., Louis, E. J., MacDiarmid, A. G., Chiang, C. K., and Heeger, A. J. (1977). Synthesis of electrically conducting organic polymers: halogen derivatives of polyacetylene, (CH)_x. *J. Chem. Soc. Chem. Commun.* 1977, 578–580. doi: 10.1039/c39770000578
- Srivastava, A., and Chakrabarti, P. (2015). An organic Schottky diode (OSD) based on a-silicon/polycarbazole contact. *Synth. Met.* 207, 96–101. doi: 10.1016/j.synthmet.2015.05.024
- Su, P. Y., Huang, L. B., Liu, J. M., Chen, Y. F., Xiao, L. M., Kuang, D. B., et al. (2017). A multifunctional poly-N-vinylcarbazole interlayer in perovskite solar cells for high stability and efficiency: a test with new triazatruxene-based hole transporting materials. *J. Mater. Chem. A* 5, 1913–1918. doi: 10.1039/C6TA09314K
- Vedarajan, R., Hosono, Y., and Matsumi, N. (2014). pi-Conjugated polycarbazole-boron complex as a colorimetric fluoride ion sensor. *Sol. Stat. Ion.* 262, 795–800. doi: 10.1016/j.ssi.2013.09.062
- Viau, L., Hihn, J. Y., Lakard, S., Moutarlier, V., Flaud, V., and Lakard, B. (2014). Full characterization of carbazole and its alkyl derivatives. *Electrochim. Acta* 137, 298–310. doi: 10.1016/j.electacta.2014.05.143
- Wei, Z., Xu, J., Nie, G., Du, Y., and Pu, S. (2006). Low-potential electrochemical polymerization of carbazole and its alkyl derivatives. *J. Electroanal. Chem.* 589, 112–119. doi: 10.1016/j.jelechem.2006.01.023
- Wojcik, K., and Grzeszczuk, M. (2015). Surface morphology of thin polypyrrole films electrodeposited along aqueous electrolyte-organic liquid interface. Influence of temperature and solvent. *J. Sol. State Electrochem.* 19, 1293–1300. doi: 10.1007/s10008-015-2750-x
- Yaguee, J. L., Agulo, N., and Borros, S. (2008). Plasma polymerization of polypyrrole-like films on nanostructured surfaces. *Plasma Proces. Polym.* 5, 433–443. doi: 10.1002/ppap.200700139
- Zhang, T., Wang, J., Zhou, M., Ma, L., Yin, G., Chen, G., et al. (2014). Influence of polyhedral oligomeric silsesquioxanes (POSS) on blue light-emitting materials for OLED. *Tetrahedron* 70, 2478–2486. doi: 10.1016/j.tet.2013.11.082

Conflict of Interest Statement: The authors declare that the research was conducted in the absence of any commercial or financial relationships that could be construed as a potential conflict of interest.

Copyright © 2019 Contal, Souguez, Lakard, Et Taouil, Magnenet and Lakard. This is an open-access article distributed under the terms of the Creative Commons Attribution License (CC BY). The use, distribution or reproduction in other forums is permitted, provided the original author(s) and the copyright owner(s) are credited and that the original publication in this journal is cited, in accordance with accepted academic practice. No use, distribution or reproduction is permitted which does not comply with these terms.