



HAL
open science

Some remarks on vehicle following control systems with delays

Woihida Aggoune, Dorin Şendrescu, Silviu-Iulian Niculescu

► **To cite this version:**

Woihida Aggoune, Dorin Şendrescu, Silviu-Iulian Niculescu. Some remarks on vehicle following control systems with delays. 7th IFAC Workshop on Time Delay Systems TDS 2007, Sep 2007, Nantes, France. pp.103-110, 10.1016/S1474-6670(17)69271-1 . hal-02293024

HAL Id: hal-02293024

<https://hal.science/hal-02293024>

Submitted on 20 Sep 2019

HAL is a multi-disciplinary open access archive for the deposit and dissemination of scientific research documents, whether they are published or not. The documents may come from teaching and research institutions in France or abroad, or from public or private research centers.

L'archive ouverte pluridisciplinaire **HAL**, est destinée au dépôt et à la diffusion de documents scientifiques de niveau recherche, publiés ou non, émanant des établissements d'enseignement et de recherche français ou étrangers, des laboratoires publics ou privés.

SOME REMARKS ON VEHICLE FOLLOWING CONTROL SYSTEMS WITH DELAYS

Woihida Aggoune * Dorin Şendrescu **
Silviu-Iulian Niculescu ***

* *Equipe Commande des Systèmes (ECS), ENSEA,
6 Av. du Ponceau, 95014 Cergy-Pontoise Cedex, France.*

E-mail: aggoune@ensea.fr

** *Department of Automation Control, University of Craiova,
Romania.*

*** *Laboratoire des Signaux et Systèmes (L2S), CNRS-Supélec
3 rue Joliot-Curie, 91190 Gif-sur-Yvette, France,*

E-mail: Silviu.Niculescu@lss.supelec.fr

Abstract: In this paper, we consider the problem of vehicle following control with delay. To solve the problem of traffic congestion, one of the solutions to be considered consists in organizing the traffic into *platoons*, that is groups of vehicles including a leader and a number of followers "tightly" spaced, all moving in a longitudinal direction. Excepting the stability of individual cars, the problem of avoidance of slinky type effects will be explicitly discussed. Sufficient conditions on the set of control parameters to avoid such a phenomenon will be explicitly derived in a frequency-domain setting. ©2007 IFAC.

1. INTRODUCTION

Traffic congestion (irregular flow of traffic) became an important problem in the last decade mainly to the exponential increasing of the transportation around medium- and large-size cities. One of the ideas to help solving this problem was the use of automatic control to replace human drivers and their low-predictable reaction with respect to traffic problems. As an example, human drivers have reaction time between 0.25 – 1.25 sec of around 30m or more at 60kms/hour (see, for instance, [Sipahi and Niculescu (2007)]) for a complete description of human drivers reactions, and further comments on existing traffic flow models).

A way to solve this problem is to organize the traffic into *platoons*, consisting in groups of vehicles including a leader and a number of followers in a longitudinal direction. In this case, the controller of each vehicle of a platoon would use the sensor information to try to reach the speed and acceleration of the preceding vehicle. Another problem to be considered is

the so-called *slinky-type effect* (see, e.g. [Burnham *et al.* (1974)], [Ioannou and Chien (1993)], [Shiekholslam and Desoer (1993)] and the references therein). This is a phenomenon of amplification of the spacing errors between subsequent vehicles as vehicle index increases.

In [Huang and Ren (1998)], a control scheme to solve this multi-objective control problem was proposed. Known as *autonomous intelligent cruise control*, the controller in this scheme has access only to the relative state information of the preceding vehicle. This study is made under the assumptions that the lead vehicle performs a maneuver in finite time before reaching a steady state, and that prior to a maneuver, all the vehicles move at the same steady speed. The stability analysis of the system in closed-loop was performed by using a Lyapunov-Razumikhin approach leading to conservative conditions. The slinky-effect type phenomenon was discussed and some sufficient conditions to avoid slinky effects have been proposed, but without any explicit attempt in computing the

whole set of controller's parameters guaranteeing the requested property. To the best of the authors' knowledge, such a problem has not received a definitive answer.

The aim of this paper is to give better answers to the problem mentioned above - construction of explicit control laws guaranteeing simultaneously individual stability and the avoidance of the slinky-type effect phenomenon. We use a frequency-domain method to give necessary and sufficient conditions for the individual stability analysis by computing the explicit delay bounds guaranteeing asymptotic stability. Next, we shall explicitly compute bounds on the controller's gains ensuring the avoidance of the slinky effects.

The remaining paper is organized as follows: In Section 2, the problem formulation is presented. In Section 3, we state and prove our main results. In section 4, two illustrative examples are presented. Finally, some concluding remarks end the paper.

2. SYSTEM MODEL AND PROBLEM FORMULATION

The general schema of a platoon of n vehicles is represented below, where $x_i(t)$ is the position of the i th vehicle with respect to some reference point O and H_i is the minimum separation distance allowable between the corresponding vehicles.

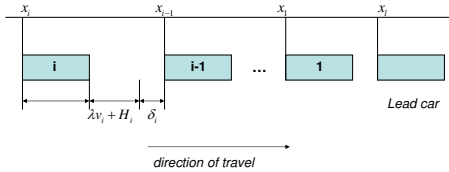


Fig. 1. Platoon configuration

The goal is to maintain a distance $\lambda v_i + H_i$ between vehicle i and $i - 1$, where λ is a prescribed headway constant and v_i the corresponding velocity (see [Huang and Ren (1998)]). The spacing error δ_i between the i th and $(i - 1)$ st vehicles is defined as :

$$\delta_i(t) = x_{i-1}(t) - x_i(t) - (\lambda v_i + H_i)$$

in the case of system (1).

2.1 Model of vehicle dynamics

For each vehicle of the platoon, the model is of the form:

$$\begin{cases} \dot{x}_i(t) = v_i(t) \\ \dot{v}_i(t) = \gamma_i(t) \\ \dot{\gamma}_i(t) = -\frac{1}{\eta}\gamma_i(t) + \frac{1}{m\eta}u_i(t - \tau_i) - \frac{1}{m\eta}T_L, \end{cases} \quad (1)$$

where $x_i(t)$, $v_i(t)$ and $\gamma_i(t)$ represent respectively the position, the speed and the acceleration of the i th vehicle. Here, η is the vehicle's engine time-constant, m is the vehicle mass, T_L is the load torque on the engine speed, gear ratio, grade change etc., and it is assumed to be constant. τ_i is the total (corresponding) delay (including fueling and transport, etc.) for the i th vehicle (see Huang and Ren (1997) for more details).

2.2 Control law

In [Huang and Ren (1998)], the proposed control law is given by:

$$u_i(t) = k'_s \delta_i(t) + k'_v \dot{\delta}_i(t) + T_L, \quad (2)$$

where k'_s and k'_v are design constants. If one applies the control law (2) to the system (1), we shall obtain the following third order delay equation:

$$\begin{aligned} \frac{d^3}{dt^3} \delta_i(t) &= -\alpha \frac{d^2}{dt^2} \delta_i(t) - k_s \delta_i(t - \tau_i) \\ &- (k_v + \lambda k_s) \frac{d}{dt} \delta_i(t - \tau_i) - \lambda k_v \frac{d^2}{dt^2} \delta_i(t - \tau_i) \\ &+ k_s \delta_{i-1}(t - \tau_{i-1}) + k_v \frac{d}{dt} \delta_{i-1}(t - \tau_{i-1}), \end{aligned} \quad (3)$$

where k_s and k_v are derived from k'_s and k'_v by an appropriate re-scaling. For the sake of simplicity, the corresponding computations are omitted (see Huang and Ren (1997)) and [Huang and Ren (1998)].

2.3 Problem formulation

2.3.1. Individual stability: Problem formulation A basic control requirement for the overall system is the asymptotic stability of the i th vehicle if the preceding, the $(i - 1)$ th, is at steady-state (i.e. the spacing errors verify: $\delta_{i-1} = \dot{\delta}_{i-1} = 0$). In this case, the system is described by:

$$\begin{aligned} \frac{d^3}{dt^3} \delta_i(t) &= -\alpha \frac{d^2}{dt^2} \delta_i(t) - k_s \delta_i(t - \tau_i) \\ &- (k_v + \lambda k_s) \frac{d}{dt} \delta_i(t - \tau_i) - \lambda k_v \frac{d^2}{dt^2} \delta_i(t - \tau_i). \end{aligned} \quad (4)$$

Taking the Laplace transform, under zero initial conditions, we obtain a third-order transcendental equation of the form $\Gamma_i(s, \tau_i) :=$

$$\begin{aligned} s^3 + \alpha s^2 + [\lambda k_v s^2 + (k_v + \lambda k_s)s + k_s] e^{-\tau_i s} \\ = Q(s) + P(s) e^{-s\tau} = 0. \end{aligned} \quad (5)$$

The individual vehicle stability is guaranteed if and only if Γ has all its roots in the left half complex plane. This depends on the delay magnitude τ_i .

Then the problem of stability can be formulated as a research of parameters α, λ, k_s and k_v such that this condition is ensured.

2.3.2. Avoiding slinky effect: Problem formulation

The second part of the multi-objective problem previously defined consist in controlling the slinky effect. The goal is to find sufficient conditions to guarantee that we avoid such a phenomenon. If we consider the system (3) and take Laplace transformation, we get $G(s) = \delta_i(s)/\delta_{i-1}(s) =$

$$\frac{(k_s + sk_v)e^{-\tau_i-1s}}{(k_s + (k_v + \lambda k_s)s + \lambda k_v s^2)e^{-\tau_i s} + \alpha s^2 + s^3}. \quad (6)$$

We have no *slinky-type effect* if:

$$|G(s)| = \left| \frac{\delta_i(jw)}{\delta_{i-1}(jw)} \right| < 1 \quad (7)$$

for any $w > 0$ (see [Ioannou and Chien (1993)], [Shieholislam and Desoer (1993)], [Swaroop *et al.* (1994)]). Then the problem turns out in finding the set of parameters (k_s, k_v) and the delays τ_i such that the stability of the system (4) is guaranteed and the condition (7) is satisfied (to avoid slinky-effect).

3. MAIN RESULTS

3.1 Stability analysis

Before proceeding further, we consider the case without delay. Analyzing the asymptotic stability of the closed-loop system free of delay turns out to check when the polynomial $\Gamma_i(s, 0)$, with $\tau_i = 0$, is Hurwitz. Since $\alpha, k_s, k_v > 0$, the third-order polynomial:

$$s^3 + (\alpha + \lambda k_v)s^2 + (k_v + \lambda k_s)s + k_s = 0 \quad (8)$$

is Hurwitz if and only if:

$$(\alpha + \lambda k_v)(k_v + \lambda k_s) > k_s, \quad (9)$$

which is equivalent to

$$\lambda k_v^2 + (\alpha + \lambda^2 k_s)k_v + (\alpha\lambda - 1)k_s > 0. \quad (10)$$

Note that a sufficient condition for (10) is:

$$k_v > \frac{1 - \alpha\lambda}{\lambda^2}.$$

Define now by Ω the set of crossing frequencies, that is the set of reals $\omega > 0$, such that $\pm j\omega$ is a solution of the characteristic equation (5). We have the following:

PROPOSITION 1. Consider the characteristic equation (5) associated to the system (4). Then:

- (a) the crossing frequency set Ω is not empty, and
- (b) the system is asymptotically stable for all delays $\tau_i \in (0, \tau^*)$ where τ^* is defined by:

$$\tau_* = \frac{1}{w} \arccos \left(\frac{\alpha(k_s - \lambda k_v w^2)w^2 + (k_v + \lambda k_s)w^4}{(k_s - \lambda k_v w^2)^2 + (k_v + \lambda k_s)^2 w^2} \right) \quad (11)$$

where w is the unique element of Ω .

The condition (a) above simply says that the corresponding system cannot be delay-independent asymptotically stable, and the condition (b) above gives an explicit expression of the delay margin τ^* . In order to have a self-contained paper, a proof of the Proposition above is included in the Appendix. For a different proof, see, for instance, [?].

3.2 Avoiding slinky effects:

Now, we consider the system (3). If we take Laplace transformation, then we obtain: $G(s) = \delta_i(s)/\delta_{i-1}(s)$

$$= \frac{(k_s + sk_v)e^{-\tau_i-1s}}{(k_s + (k_v + \lambda k_s)s + \lambda k_v s^2)e^{-\tau_i s} + \alpha s^2 + s^3}. \quad (12)$$

There is no slinky effect if:

$$|G(jw)| < 1 \quad (13)$$

for any $w > 0$. This condition can be rewritten as:

$$A(w, \tau_i)(w) = w^2 B(w, \tau_i) \geq 0, \quad (14)$$

with

$$B(w, \tau_i)(w) = w^4 - 2\lambda k_v \sin(w\tau_i)w^3 + (\lambda^2 k_v^2 + \alpha^2 + 2(\alpha\lambda k_v - k_v - \lambda k_s)\cos(w\tau_i))w^2 + 2(k_s - \alpha(k_v + \lambda k_s))\sin(w\tau_i)w + \lambda^2 k_s^2 - 2\alpha k_s \cos(w\tau_i),$$

which should be satisfied for all $w \in \mathbb{R}$.

The objective is to define conditions on the parameters of the controller, in order to satisfy this constraint.

Consider first the case $\tau_i = 0$. Then, we have:

$$B(w, 0) = w^4 + [(\lambda k_v + \alpha)^2 - 2(k_v + \lambda k_s)]w^2 + \lambda^2 k_s^2 - 2\alpha k_s. \quad (15)$$

A necessary condition for the positivity of $B(w, 0)$ is

$$\lambda^2 k_s^2 - 2\alpha k_s > 0, \quad (16)$$

which implies that:

$$k_s \in \left(\frac{2\alpha}{\lambda^2}, +\infty \right) \quad (17)$$

Under this condition, the positivity of $B(w, 0)$ is guaranteed if:

$$[(\lambda k_v + \alpha)^2 - 2(k_v + \lambda k_s)]^2 \leq 4(\lambda^2 k_s^2 - 2\alpha k_s). \quad (18)$$

which leads to:

$$\begin{aligned} -2k_s \lambda \sqrt{1 - \frac{2\alpha}{\lambda^2 k_s}} &\leq (\lambda k_v + \alpha)^2 - 2(k_v + \lambda k_s) \\ &\leq 2k_s \lambda \sqrt{1 - \frac{2\alpha}{\lambda^2 k_s}} \end{aligned} \quad (19)$$

In order to complete this analysis, we want to characterize the set of parameters k_v guaranteeing the previous inequality under the constraint (17).

If we consider first the right part of (19), which is equivalent to:

$$\lambda^2 k_v^2 + 2(\lambda\alpha - 1)k_v + \alpha^2 - 2\lambda k_s \left(1 + \sqrt{1 - \frac{2\alpha}{\lambda^2 k_s}}\right) \leq 0,$$

we can remark that if

$$k_s > \max\left\{\frac{2\alpha}{\lambda^2}, \frac{2\alpha\lambda - 1}{2\lambda^3}\right\}, \quad (20)$$

then there exists at least one positive value k_v , such that the right part of (19) is satisfied. Moreover k_v should satisfy:

$$\max\left\{0, \frac{1 - \alpha\lambda - \sqrt{\Delta_1}}{\lambda^2}\right\} \leq k_v \leq \frac{1 - \alpha\lambda + \sqrt{\Delta_1}}{\lambda^2}, \quad (21)$$

where

$$\Delta_1 = 1 - 2\alpha\lambda + 2\lambda^3 k_s \left(1 + \sqrt{1 - \frac{2\alpha}{\lambda^2 k_s}}\right).$$

The left inequality in (19) can be rewritten as:

$$\lambda^2 k_v^2 + 2(\lambda\alpha - 1)k_v + \alpha^2 - 2\lambda k_s \left(1 - \sqrt{1 - \frac{2\alpha}{\lambda^2 k_s}}\right) \geq 0.$$

This leads to the following condition on k_v :

$$k_v \in \left(-\infty, \frac{1 - \alpha\lambda - \sqrt{\Delta_2}}{\lambda^2}\right] \cup \left[\frac{1 - \alpha\lambda + \sqrt{\Delta_2}}{\lambda^2}, +\infty\right), \quad (22)$$

where

$$\Delta_2 = 1 - 2\alpha\lambda + 2\lambda^3 k_s \left(1 - \sqrt{1 - \frac{2\alpha}{\lambda^2 k_s}}\right)$$

is assumed to be positive. If $\Delta_2 < 0$, then the left part of (19) will be satisfied for all positive k_v .

Finally, using the conditions (21) and (22) function of the sign of Δ_2 , it follows that k_v must be chosen in the intersection of the intervals defined by (21) and (22).

Now we analyze the sign of $B(w, \tau_i)$ when $\tau_i \geq 0$. We consider again the expression given in (14) of $B(w, \tau_i)$. For the terms involving $\cos(w\tau_i)$, we have:

$$-2\alpha k_s \cos(w\tau_i) \geq -2\alpha k_s$$

and

$$2(\alpha\lambda k_v - k_v - \lambda k_s) \cos(w\tau_i) \geq -2|\alpha\lambda k_v - k_v - \lambda k_s|.$$

Concerning the terms involving $\sin(w\tau_i)$, since $\sin(w\tau_i) \leq w\tau_i$ for $w > 0$ then:

$$-2\lambda k_v \sin(w\tau_i) w^3 \geq -2\lambda k_v \tau_i w^4 \geq -2\lambda k_v \tau^* w^4,$$

and

$$\begin{aligned} 2(k_s - \alpha(k_v + \lambda k_s)) \sin(w\tau_i) w \\ \geq -2|k_s - \alpha(k_v + \lambda k_s)| \tau_i w^2 \\ \geq -2|k_s - \alpha(k_v + \lambda k_s)| \tau^* w^2. \end{aligned}$$

Therefore,

$$\begin{aligned} B(w, \tau_i) &\geq (1 - 2\lambda k_v \tau^*) w^4 + [\lambda^2 k_v^2 + \alpha^2 \\ &\quad - 2|\alpha\lambda k_v - k_v - \lambda k_s| - 2\tau^* |k_s - \alpha(k_v + \lambda k_s)|] w^2 \\ &\quad + \lambda^2 k_s^2 - 2\alpha k_s \\ &\geq (1 - 2\lambda k_v \tau^*) w^4 + [(\lambda k_v - \alpha)^2 - 2k_v - 2\lambda k_s \\ &\quad - 2\tau^* k_s - 2\tau^* \alpha(k_v + \lambda k_s)] w^2 + \lambda^2 k_s^2 - 2\alpha k_s \geq 0. \end{aligned}$$

Let us set:

$$C(w, \tau^*) = (1 - 2\lambda k_v \tau^*) w^4 + [(\lambda k_v - \alpha)^2 - 2k_v - 2\lambda k_s - 2\tau^* k_s - 2\tau^* \alpha(k_v + \lambda k_s)] w^2 + \lambda^2 k_s^2 - 2\alpha k_s$$

We suppose that:

$$1 - 2\lambda k_v \tau^* > 0. \quad (23)$$

Then the positivity of $C(w, \tau^*)$ is ensured if (17) is satisfied and if we have:

$$\begin{aligned} [(\lambda k_v - \alpha)^2 - 2k_v - 2\lambda k_s - 2\tau^* k_s \\ - 2\tau^* \alpha(k_v + \lambda k_s)]^2 \leq 4(1 - 2\lambda k_v \tau^*) (\lambda^2 k_s^2 - 2\alpha k_s). \end{aligned} \quad (24)$$

This leads to the condition:

$$\begin{aligned} -2k_s \lambda \sqrt{\left(1 - \frac{2\alpha}{\lambda^2 k_s}\right) (1 - 2\lambda k_v \tau^*)} \leq \\ (\lambda k_v - \alpha)^2 - 2k_v - 2\lambda k_s - 2\tau^* (k_s + \alpha(k_v + \lambda k_s)) \\ \leq 2k_s \lambda \sqrt{\left(1 - \frac{2\alpha}{\lambda^2 k_s}\right) (1 - 2\lambda k_v \tau^*)} \end{aligned} \quad (25)$$

Now, we search to define the set of parameters k_v which satisfy these inequalities. If we consider the right part of (25), which can be rewritten as:

$$\begin{aligned} \lambda^2 k_v^2 - 2(1 + \alpha\lambda + \alpha\tau^*) k_v + \alpha^2 - 2\tau^* (k_s + \alpha\lambda k_s) \\ - 2\lambda k_s \left(1 + \sqrt{\left(1 - \frac{2\alpha}{\lambda^2 k_s}\right) (1 - 2\lambda k_v \tau^*)}\right) \leq 0, \end{aligned} \quad (26)$$

with k_v under the square root. Since $1 - 2\lambda k_v \tau^* \leq 1$ and $1 - \frac{2\alpha}{\lambda^2 k_s} \leq 1$ then

$$\begin{aligned} \lambda^2 k_v^2 - 2(1 + \alpha\lambda + \alpha\tau^*) k_v + \alpha^2 - 2\tau^* (k_s + \alpha\lambda k_s) \\ - 2\lambda k_s \left(1 + \sqrt{\left(1 - \frac{2\alpha}{\lambda^2 k_s}\right) (1 - 2\lambda k_v \tau^*)}\right) \\ \leq \lambda^2 k_v^2 - 2(1 + \alpha\lambda + \alpha\tau^*) k_v + \alpha^2 - 2\tau^* (k_s + \alpha\lambda k_s) \\ - 2\lambda k_s \left(1 + (1 - 2\lambda k_v \tau^*) \left(1 - \frac{2\alpha}{\lambda^2 k_s}\right)\right) \end{aligned} \quad (27)$$

Thus, if we can find k_v such that:

$$\begin{aligned} \lambda^2 k_v^2 - 2(1 + \alpha\lambda + 5\alpha\tau^* - 2\tau^* \lambda^2 k_s) k_v \\ + \alpha^2 - 2\tau^* (1 + \alpha\lambda) k_s - 4\lambda k_s + \frac{4\alpha}{\lambda} \leq 0 \end{aligned} \quad (28)$$

then the right part of (25), would be satisfied.

A necessary condition to guarantee this previous condition is to have:

$$\begin{aligned} \Delta_{1, \tau^*} &= \left(1 + \alpha\lambda + 5\alpha\tau^* - 2\tau^* \lambda^2 k_s\right)^2 \\ &\quad - \lambda^2 \left(\alpha^2 - 2\tau^* (1 + \alpha\lambda) k_s - 4\lambda k_s + \frac{4\alpha}{\lambda}\right) \\ &\geq 0, \end{aligned} \quad (29)$$

and then under this condition, we choose k_v as follows:

$$\max\left\{0, \frac{a_1 - \sqrt{\Delta_{1,\tau^*}}}{\lambda^2}\right\} \leq k_v \leq \frac{a_1 + \sqrt{\Delta_{1,\tau^*}}}{\lambda^2}, \quad (30)$$

where $a_1 = 1 + \alpha\lambda + 5\alpha\tau^* - 2\tau^*\lambda^2k_s$.

We can remark that (29) can be rewritten as:

$$\begin{aligned} & 4\tau^{*2}\lambda^4k_s^2 + 2\lambda^2(\tau^*(1 + \alpha\lambda) + 2\lambda \\ & - 2\tau^*(1 + \alpha\lambda + 5\alpha\tau^*))k_s \\ & + (1 + 5\alpha\tau^*)^2 + 10\alpha^2\tau^*\lambda - 2\alpha\lambda \geq 0. \end{aligned}$$

Note that this last inequality leads to the following condition on k_s :

$$k_s \in (-\infty, \xi_1] \cup [\xi_2, +\infty) \quad (31)$$

where:

$$\begin{aligned} \xi_1 &= \frac{2\tau^*(1 + \alpha\lambda + 5\alpha\tau^*)\lambda^2 - 2\lambda^3 - \tau^*(1 + \alpha\lambda)\lambda^2 - \sqrt{\Delta_{1,\tau^*}}}{4\tau^{*2}\lambda^4} \\ \xi_2 &= \frac{2\tau^*(1 + \alpha\lambda + 5\alpha\tau^*)\lambda^2 - 2\lambda^3 - \tau^*(1 + \alpha\lambda)\lambda^2 + \sqrt{\Delta_{1,\tau^*}}}{4\tau^{*2}\lambda^4}, \end{aligned}$$

where

$$\begin{aligned} \overline{\Delta_{1,\tau^*}} &= \lambda^4(\tau^*(1 + \alpha\lambda) + 2\lambda - 2\tau^*(1 + \alpha\lambda + 5\alpha\tau^*))^2 \\ & - 4\tau^{*2}\lambda^4[(1 + 5\alpha\tau^*)^2 + 10\alpha^2\tau^*\lambda - 2\alpha\lambda] \end{aligned},$$

which is supposed to be positive. If it is not the case, then the condition (29) is verified for all $k_s \geq 0$.

We consider now the left part of (25), which can be rewritten as:

$$\begin{aligned} & 0 \leq \lambda^2k_v^2 - 2(1 + \alpha\lambda + \alpha\tau^*)k_v + \alpha^2 - 2\tau^*(k_s + \alpha\lambda k_s) \\ & - 2\lambda k_s \left(1 - \sqrt{\left(1 - \frac{2\alpha}{\lambda^2k_s}\right)(1 - 2\lambda k_v\tau^*)}\right). \end{aligned} \quad (32)$$

Proceeding as above, we have:

$$\begin{aligned} & \lambda^2k_v^2 - 2(1 + \alpha\lambda + \alpha\tau^*)k_v + \alpha^2 - 2\tau^*(k_s + \alpha\lambda k_s) \\ & - 2\lambda k_s \left(1 - \left(1 - 2\lambda k_v\tau^*\right)\left(1 - \frac{2\alpha}{\lambda^2k_s}\right)\right) \\ & \leq \lambda^2k_v^2 - 2(1 + \alpha\lambda + \alpha\tau^*)k_v + \alpha^2 - 2\tau^*(k_s + \alpha\lambda k_s) \\ & - 2\lambda k_s \left(1 - \sqrt{\left(1 - \frac{2\alpha}{\lambda^2k_s}\right)(1 - 2\lambda k_v\tau^*)}\right). \end{aligned} \quad (33)$$

If there exists k_v such that:

$$\begin{aligned} & 0 \leq \lambda^2k_v^2 - 2(1 + \alpha\lambda + \alpha\tau^*) \\ & + 2\tau^*\lambda^2k_s\left(1 - \frac{2\alpha}{\lambda^2k_s}\right)k_v \\ & + \alpha^2 - 2\tau^*(k_s + \alpha\lambda k_s) - 2\lambda k_s\left(1 - \left(1 - \frac{2\alpha}{\lambda^2k_s}\right)\right), \end{aligned} \quad (34)$$

then the left part of (25), will be verified. This inequality can be simplified as:

$$\begin{aligned} & 0 \leq \lambda^2k_v^2 - 2(1 + \alpha\lambda - 3\alpha\tau^* + 2\tau^*\lambda^2k_s)k_v \\ & + \alpha^2 - 2\tau^*(1 + \alpha\lambda)k_s - \frac{4\alpha}{\lambda}. \end{aligned} \quad (35)$$

This is satisfied for all k_v such that:

$$\begin{aligned} & k_v \in \left(-\infty, \frac{1 + \alpha\lambda - 3\alpha\tau^* + 2\tau^*\lambda^2k_s - \sqrt{\Delta_{2,\tau^*}}}{\lambda^2}\right] \\ & \cup \left[\frac{1 + \alpha\lambda - 3\alpha\tau^* + 2\tau^*\lambda^2k_s + \sqrt{\Delta_{2,\tau^*}}}{\lambda^2}, +\infty\right), \end{aligned} \quad (36)$$

where

$$\begin{aligned} \Delta_{2,\tau^*} &= \left(1 + \alpha\lambda - 3\alpha\tau^* + 2\tau^*\lambda^2k_s\right)^2 \\ & - \lambda^2\left(\alpha^2 - 2\tau^*(1 + \alpha\lambda)k_s - \frac{4\alpha}{\lambda}\right) \end{aligned} \quad (37)$$

is supposed to be positive. If this quantity is negative, then the inequality (34) and by consequence (32), would be satisfied for all $k_v \geq 0$. The positivity of Δ_{2,τ^*} can be rewritten as:

$$\begin{aligned} & 4\tau^{*2}\lambda^4k_s^2 + 6\lambda^2\tau^*[1 + \alpha - 2\alpha\tau^*]k_s \\ & + (1 - 3\alpha\tau^*)^2 + 6\alpha\lambda(1 - \alpha\tau^*) \geq 0 \end{aligned}$$

which leads to the condition on k_s given by:

$$\begin{aligned} & k_s \in \left(-\infty, \frac{3\lambda^2\tau^*(2\alpha\tau^* - 1 - \alpha) - \sqrt{\Delta_{2,\tau^*}}}{4\lambda^4\tau^{*2}}\right] \\ & \cup \left[\frac{3\lambda^2\tau^*(2\alpha\tau^* - 1 - \alpha) + \sqrt{\Delta_{2,\tau^*}}}{4\lambda^4\tau^{*2}}, +\infty\right) \end{aligned} \quad (38)$$

if $\overline{\Delta_{2,\tau^*}}$ defined by:

$$\begin{aligned} \overline{\Delta_{2,\tau^*}} &= 9\lambda^4\tau^{*2}[1 + \alpha - 2\alpha\tau^*]^2 \\ & - 4\lambda^4\tau^{*2}[(1 - 3\alpha\tau^*)^2 + 6\alpha\lambda(1 - \alpha\tau^*)] \end{aligned} \quad (39)$$

is positive.

It is clear that if $\overline{\Delta_{2,\tau^*}}$ is negative, then the positivity of Δ_{2,τ^*} would be satisfied for all $k_s \geq 0$. Now the hypothesis of negativity of Δ_{2,τ^*} , which would imply that the left part of (25) is satisfied for all k_v positive, turns out to write that:

$$\begin{aligned} & 4\tau^{*2}\lambda^4k_s^2 + 6\lambda^2\tau^*[1 + \alpha - 2\alpha\tau^*]k_s \\ & + (1 - 3\alpha\tau^*)^2 + 6\alpha\lambda(1 - \alpha\tau^*) \leq 0, \end{aligned}$$

which is satisfied for

$$\begin{aligned} & \max\left\{0, \frac{3\lambda^2\tau^*(2\alpha\tau^* - 1 - \alpha) - \sqrt{\Delta_{2,\tau^*}}}{4\lambda^4\tau^{*2}}\right\} \leq k_s \\ & \leq \frac{3\lambda^2\tau^*(2\alpha\tau^* - 1 - \alpha) + \sqrt{\Delta_{2,\tau^*}}}{4\lambda^4\tau^{*2}}, \end{aligned} \quad (40)$$

where $\overline{\Delta_{2,\tau^*}}$ is assumed to be positive.

In conclusion, the determination of the parameters k_v and k_s guaranteeing that (25) is satisfied, can be summarized for the right part of (25), by the choice of k_v in the interval defined by (30) under the necessary condition that Δ_{1,τ^*} is positive. And for the left part

of (25), we can choose any $k_v > 0$ or k_v in the interval defined by (36), according to the sign of Δ_{2,τ^*} .

We can note that Δ_{1,τ^*} and Δ_{2,τ^*} are function of k_s . Their sign are conditioned by the sign of $\overline{\Delta_{1,\tau^*}}$ and $\overline{\Delta_{2,\tau^*}}$.

4. ILLUSTRATIVE EXAMPLES

Consider the system (4) with the parameters $\alpha = 5$, $\lambda = 0,85$, $k_s = 14,8$ and $k_v = 2,41$. This example has been considered in [Huang and Ren (1998)], where the authors obtained a delay bound $\tau^* < 0.041$. By using Proposition 1, we obtain the *optimal delay margin* equal to $\tau^* = 0.405$. The system (4) is then asymptotically stable for all delays $\tau < 0.405$. We arrive to the same conclusion by using the Matlab package DDE-BIFTOOL (bifurcation analysis of delay differential equations), (see [Engelborghs *et al.* (2002)], [?]) to represent the rightmost roots of the characteristic equation. Indeed, if we choose the limit value of the delay $\tau = 0.405$ then we can observe that rightmost roots of the characteristic equation are on the imaginary axis.

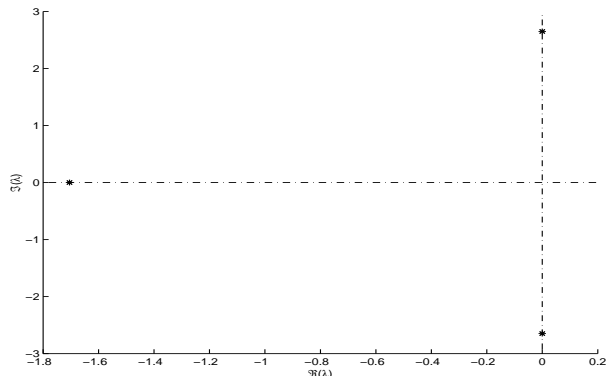


Fig. 2. Roots of the characteristic equation for $\tau = 0.405$

Now, if we consider the second part of the multi-objective problem, we can remark that the conditions to avoid slinky-effect given by [Huang and Ren (1998)] enable us to choose $\tau^* = 0.1637$. Therefore combined with the condition of stability that we established, we can take a delay $\tau \leq \min(0.1637, 0.405) = 0.1637$ which remains better than the bound $\tau^* < 0.041$ proposed in [Huang and Ren (1998)].

However, if we consider the conditions that we established for avoiding slinky-effect, then the choice of parameters: $\alpha = 5$, $\lambda = 0,85$, $k_s = 14,8$ and $k_v = 2,41$ doesn't fulfill the conditions that we established. More precisely, the necessary condition (16) is satisfied, but the condition to avoid slinky effect is not satisfied by this set of parameters since the condition (18) is not verified. Moreover, for delay $\tau > 0$, (example $\tau^* = 0.1637$), the assumption (23) is satisfied but not the condition (25). Thus, the condition to avoid slinky

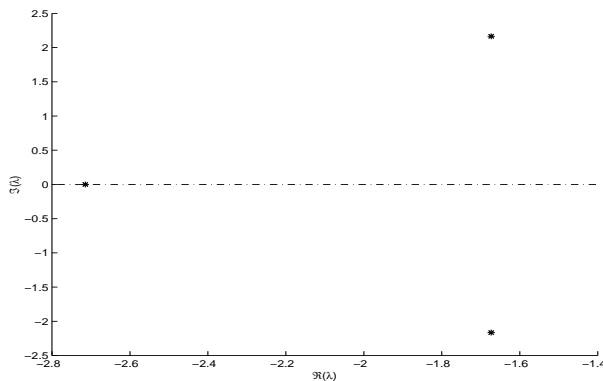


Fig. 3. Roots of the characteristic equation for $\tau = 0.1637$

effects when the delay is different from zero is not satisfied. However, there exists set of parameters such that the stability can be guaranteed and the condition to avoid slinky type effects proposed in this paper are fulfilled. If we choose $\alpha = 5$, $\lambda = 1$, $k_s = 19$ and $k_v = 0.12$, then by Proposition 1, the delay bound is $\tau^* = 0.215$, and in order to have no slinky effects we just have to restrict this bound to $\tau = 0.0504$. Moreover, for this set of parameters, the conditions to avoid slinky effect established by [Huang and Ren (1998)] are not satisfied. In fact, the condition (c) of Theorem 2 is not verified.

5. CONCLUSIONS

In this paper, we have considered the problem of vehicle following control system. For a given controller structure, we have developed conditions guaranteeing the individual stability of each vehicle of the platoon, and the derived conditions depend on the size of the delay. Moreover, we considered the problem of slinky-effect phenomenon, and we proposed sufficient conditions to avoid it. We have given an explicit characterization of some sets of controller parameters which solve the problem.

REFERENCES

- Burnham, G.O., Seo, J. and Bekey, G.A. (1974). Identification of human drivers models in car following, *IEEE Transactions on Automatic Control*, vol. **19**, pp. 911–915.
- Cooke, K. L. and van den Driessche, P. (1986). On zeroes of some transcendental equations. in *Funkcialaj Ekvacioj*, vol. **29**, pp. 77-90.
- Engelborghs, K., Luzyanina, T. and Samaey, G. (2001). *DDE-BIFTOOL v. 2.00: a Matlab package for bifurcation analysis of delay differential equations*, Technical Report TW-330, Departement of Computer Science, K.U.Leuven, Belgium.
- Engelborghs, K., Luzyanina, T. and Roose, R. (2002) Numerical bifurcation analysis of delay differential equations using DDE-BIFTOOL, *ACM Trans. Math. Softw.*, vol. **28**, pp. 1–21.

El'sgol'ts, L.E. and Norkin, S.B. (1973). *Introduction to the theory and applications of differential equations with deviating arguments* (Academic Press: New York).

Gu, K., Kharitonov, V.L. and Chen, J. (2003). *Stability of time-delay systems* (Birkhauser: Boston).

Hale, J. K. and Verduyn Lunel, S. M. (1993). *Introduction to Functional Differential Equations* (Applied Math. Sciences, **99**, Springer-Verlag, New York).

Huang, S. and Ren, W. (1997). Design of vehicle following control systems with actuator delays, in *International Journal of Systems Science*, vol. **28**, pp. 145–151.

Huang, S. and Ren, W. (1998). Autonomous Intelligent Cruise Control with Actuator Delays, in *Journal of Intelligent and Robotic Systems*, vol. **23**, pp. 27–43.

Huang, S. and Ren, W. (1999). Automatic vehicle following with integrated throttle and brake control, in *International Journal of Control*, vol. **72**, pp. 75–83.

Ioannou, P.A. and Chien, C.C. (1993). Autonomous intelligent cruise control, in *IEEE Transactions on Vehicular Technology*, vol. **18**, pp. 657–672.

Michiels, W. (2002). *Stability and stabilization of time-delay systems* (Ph.D. Thesis, Katholieke Universiteit Leuven, Belgium, May 2002).

Niculescu, S.-I. (2001). *Delay effects on stability. A robust control approach* (Springer-Verlag: Heidelberg, LNCIS, vol. **269**).

Pasino, K. (1995). A mixture of intelligent and conventional control methods may be the best way to implement autonomous systems, *IEEE Spectrum*, vol. **32**, pp. 55–62.

Sipahi, R. (2005). *Cluster Treatment of Characteristic Roots, CTCR, A Unique Methodology for the Complete Stability Robustness Analysis of Linear Time Invariant Multiple Time Delay Systems Against Delay Uncertainties* (Ph.D. Thesis, University of Connecticut, Mechanical Engineering Department, August 2005).

Sipahi, R. and Niculescu, S.-I. (2007). Deterministic time-delayed traffic flow models: A survey. in (F.M. ATAY, ED.), Springer-Verlag (to appear).

Shiekholslam, S. and Desoer, C.A. (1993). Longitudinal control of a platoon of vehicles with no communication of lead vehicle information: a system study, in *IEEE Transactions on Vehicular Technology*, vol. **42**, pp. 546–554.

Swaroop, D., Hedrick, J.K., Chien, C.C. and Ioannou, P.A. (1994). A comparison of spacing and headway control laws for automatically controlled vehicles, *Vehicle System Dynamics*, vol. **23**, pp. 597–625.

Varaiya, P. (1993). Smart cars on smart roads: problems of control, in *IEEE Transactions on Automatic Control*, vol. **38**, pp. 195–207.

(a) Straightforward. Assume by contradiction that the delay-independent stability holds. As discussed in [Niculescu (2001)], a necessary condition for delay-independent stability is the Hurwitz stability of Q , and this is not the case.

(b) Since the system free of delay is asymptotically stable, the conclusion of (a) leads to the existence of a delay margin τ^* , such that the system is asymptotically stable for all delays $\tau \in [0, \tau^*)$. Furthermore at $\tau = \tau^*$, the characteristic equation (5) has at least one root $s = jw$ on the imaginary axis, with $w \in \Omega$ (crossing frequency). Since

$$\frac{P(jw)}{Q(jw)} = -e^{-jw\tau} = -\cos(w\tau) + j\sin(w\tau) \quad (\text{A.1})$$

this implies that:

$$\cos(w\tau) = -\Re\left(\frac{P(jw)}{Q(jw)}\right).$$

We compute the right hand side of this equation with:

$$\begin{aligned} \frac{P(jw)}{Q(jw)} &= -\frac{\alpha(k_s - \lambda k_v w^2)w^2 + (k_v + \lambda k_s)w^4}{(k_s - \lambda k_v w^2)^2 + (k_v + \lambda k_s)^2 w^2} \\ &\quad - \frac{j(k_s - \lambda k_v w^2)w^3 - j\alpha(k_v + \lambda k_s)w^3}{(k_s - \lambda k_v w^2)^2 + (k_v + \lambda k_s)^2 w^2} \end{aligned} \quad (\text{A.2})$$

Therefore,

$$\tau^* = \frac{1}{w} \arccos\left(\frac{\alpha(k_s - \lambda k_v w^2)w^2 + (k_v + \lambda k_s)w^4}{(k_s - \lambda k_v w^2)^2 + (k_v + \lambda k_s)^2 w^2}\right), \quad (\text{A.3})$$

where w is a *crossing frequency*.

In the sequel, we explicitly determinate the expression of the crossing frequencies by solving the equation:

$$w^6 + (\alpha^2 - \lambda^2 k_v^2)w^4 - (k_v^2 + \lambda^2 k_s^2)w^2 - k_s^2 = 0. \quad (\text{A.4})$$

For this equation in w^2 , we have one real solution (and two complex roots) or three real roots. We have to analyze their sign to consider only the positive candidates.

If we denote by r_i , ($i = 1 \dots 3$), the roots of the equation, we know that they are solutions of:

$$x^3 - Sx^2 + \Pi_2 x - \Pi_3 = 0,$$

$$\text{where } S = \sum_{i=1}^3 r_i, \quad \Pi_2 = \prod_{i \neq j \in \{1, \dots, 3\}} r_i r_j, \quad \Pi_3 = \prod_{i \in \{1, \dots, 3\}} r_i.$$

Since $\Pi_3 = k_s^2 > 0$, if we have only one real root (the others are complex and conjugate), this root is positive and if we have three real roots, we have one positive root and two real roots with the same sign. In the latter case, we only take into account only the case where the three real roots are positive. Moreover, with $\Pi_2 = -(k_v^2 + \lambda^2 k_s^2) < 0$, we can remark that we cannot have three positive real roots. Finally, we can have only one positive real root (square of the crossing frequency). Now we apply the method of Cardan to

define the form of this crossing frequency. We can establish that if:

$$\left(\alpha^4 + \lambda^2(\lambda^2 k_v^4 + 3k_s^2 - 2\alpha^2 k_v^2) + 3k_v^2\right)^3$$

$$< \frac{1}{4} \left((\alpha^2 - \lambda^2 k_v^2) [2(\alpha^2 - \lambda^2 k_v^2) + 9(\lambda^2 k_s^2 + k_v^2)] - 27k_s^2 \right)^2,$$

then the crossing frequency is of the form:

$$w_f = \sqrt{\left(-\frac{w_1}{54}\right)^{\frac{1}{3}} + \left(-\frac{w_2}{54}\right)^{\frac{1}{3}} - \frac{\alpha^2 - \lambda^2 k_v^2}{3}}, \quad (\text{A.5})$$

where

$$w_1 = \gamma_1 + \sqrt{\zeta_1} \quad \text{and} \quad w_2 = \gamma_1 - \sqrt{\zeta_1}, \quad (\text{A.6})$$

with

$$\gamma_1 = ((\alpha^2 - \lambda^2 k_v^2) [2(\alpha^2 - \lambda^2 k_v^2) + 9(\lambda^2 k_s^2 + k_v^2)] - 27k_s^2),$$

and

$$\zeta_1 = \gamma_1^2 - 4((\alpha^2 - \lambda^2 k_v^2)^2 + 3(\lambda^2 k_s^2 + k_v^2))^3$$

If

$$\left(\alpha^4 + \lambda^2(\lambda^2 k_v^4 + 3k_s^2 - 2\alpha^2 k_v^2) + 3k_v^2\right)^3$$

$$> \frac{1}{4} \left((\alpha^2 - \lambda^2 k_v^2) [2(\alpha^2 - \lambda^2 k_v^2) + 9(\lambda^2 k_s^2 + k_v^2)] - 27k_s^2 \right)^2,$$

then it is of the form :

$$w_f = \sqrt{\left(-\frac{\tilde{w}_1}{54}\right)^{\frac{1}{3}} + \left(-\frac{\tilde{w}_2}{54}\right)^{\frac{1}{3}} - \frac{\alpha^2 - \lambda^2 k_v^2}{3}}, \quad (\text{A.7})$$

where

$$\tilde{w}_1 = \gamma_1 + j\sqrt{-\zeta_1} \quad \text{and} \quad \tilde{w}_2 = \gamma_1 - j\sqrt{-\zeta_1} \quad (\text{A.8})$$