



HAL
open science

New code for equilibriums and quasiequilibrium initial data of compact objects. IV. Rotating relativistic stars with mixed poloidal and toroidal magnetic fields

Koji Uryu, Shijun Yoshida, Ericourgoulhon, Charalampos Markakis, Kotaro Fujisawa, Antonios Tsokaros, Keisuke Taniguchi, Yoshiharu Eriguchi

► To cite this version:

Koji Uryu, Shijun Yoshida, Ericourgoulhon, Charalampos Markakis, Kotaro Fujisawa, et al.. New code for equilibriums and quasiequilibrium initial data of compact objects. IV. Rotating relativistic stars with mixed poloidal and toroidal magnetic fields. *Phys.Rev.D*, 2019, 100 (12), pp.123019. 10.1103/PhysRevD.100.123019 . hal-02291533

HAL Id: hal-02291533

<https://hal.science/hal-02291533>

Submitted on 2 Jun 2023

HAL is a multi-disciplinary open access archive for the deposit and dissemination of scientific research documents, whether they are published or not. The documents may come from teaching and research institutions in France or abroad, or from public or private research centers.

L'archive ouverte pluridisciplinaire **HAL**, est destinée au dépôt et à la diffusion de documents scientifiques de niveau recherche, publiés ou non, émanant des établissements d'enseignement et de recherche français ou étrangers, des laboratoires publics ou privés.

New code for equilibriums and quasiequilibrium initial data of compact objects. IV. Rotating relativistic stars with mixed poloidal and toroidal magnetic fields

Kōji Uryū,^{1,*} Shijun Yoshida,^{2,†} Ericourgoulhon^{3,‡}, Charalampos Markakis,^{4,5,6,§} Kotaro Fujisawa,^{7,||} Antonios Tsokaros,^{8,¶} Keisuke Taniguchi,^{1,**} and Yoshiharu Eriguchi^{9,††}

¹*Department of Physics, University of the Ryukyus, Senbaru 1, Nishihara, Okinawa 903-0213, Japan*

²*Astronomical Institute, Tohoku University, Aramaki-Aoba, Aoba, Sendai 980-8578, Japan*

³*Laboratoire Univers et Théories, UMR 8102 du CNRS, Observatoire de Paris, Université PSL, Université Paris Diderot, F-92190 Meudon, France*

⁴*DAMTP, Centre for Mathematical Sciences, University of Cambridge, Cambridge, CB3 0WA, United Kingdom*

⁵*NCSA, University of Illinois at Urbana-Champaign, Urbana, Illinois 61801, USA*

⁶*School of Mathematical Sciences, Queen Mary University of London, London, E1 4NS, United Kingdom*

⁷*Research Center for the Early universe, Graduate School of Science, University of Tokyo, Hongo 7-3-1, Bunkyo, Tokyo 113-0033, Japan*

⁸*Department of Physics, University of Illinois at Urbana-Champaign, Urbana, Illinois 61801*

⁹*Department of Earth Science and Astronomy, Graduate School of Arts and Sciences, University of Tokyo, Komaba 3-8-1, Meguro, 153-8902 Tokyo, Japan*



(Received 24 June 2019; published 19 December 2019)

A new code for computing fully general relativistic solutions of strongly magnetized rapidly rotating compact stars is developed as a part of the Compact Object CALculator (COCAL) code. The full set of Einstein's equations, Maxwell's equations, and magnetohydrodynamic equations are consistently solved assuming perfect conductivity, stationarity, and axisymmetry, and strongly magnetized solutions associated with mixed poloidal and toroidal components of magnetic fields are successfully obtained in generic (noncircular) spacetimes. We introduce the formulation of the problem and the numerical method in detail, then present examples of extremely magnetized compact star solutions and their convergence tests. It is found that, in extremely magnetized stars, the stellar matter can be expelled from the region of strongest toroidal fields. Hence, we conjecture that a toroidal electrovacuum region may appear inside of the extremely magnetized compact stars, which may seem like the neutron star becoming the strongest toroidal solenoid coil in the Universe.

DOI: [10.1103/PhysRevD.100.123019](https://doi.org/10.1103/PhysRevD.100.123019)

I. INTRODUCTION

A magnetar, a neutron star associated with very strong surface magnetic fields around 10^{14} – 10^{15} G, has become a widely accepted model for soft gamma repeaters and anomalous x-ray pulsars [1]. Although electromagnetic fields of observed magnetars are very strong, their electromagnetic energy may not be expected to dominate over internal or gravitational energies. Therefore, in most theoretical models of magnetars, the electromagnetic fields

are treated separately from the hydrostatic equilibrium of the compact stars as, e.g., in [2], or they are treated as perturbations. With the perturbative techniques, general relativistic stars having purely poloidal magnetic fields and both toroidal and poloidal magnetic fields were calculated in [3,4], respectively. Effects of stable stratification on structures of stars with mixed poloidal-toroidal magnetic fields were included in [5].

However, the electromagnetic fields of newly born magnetars could be strong enough to have a comparable amount of energy or could be highly concentrated and distributed anisotropically so that the fields may largely alter the hydrostatic equilibrium of stars globally or locally, respectively. From a theoretical viewpoint, it is also interesting to compute extreme solutions such as compact stars associated with the electromagnetic fields in their strongest limit and to investigate their impact onto the hydrostatic as well as the spacetime structure [6].

*uryu@sci.u-ryukyu.ac.jp

†yoshida@astr.tohoku.ac.jp

‡eric.gourgoulhon@obspm.fr

§c.markakis@damtp.cam.ac.uk

||fujisawa@resceu.s.u-tokyo.ac.jp

¶tsokaros@illinois.edu

**ktngc@sci.u-ryukyu.ac.jp

††eriguchi@ea.c.u-tokyo.ac.jp

Several numerical methods have been developed in the last three decades for computing such stationary and axisymmetric equilibriums of relativistic compact stars, which are largely deformed due to strong electromagnetic fields and rapid rotation. The first success was achieved by the Meudon group for computing compact stars associated with poloidal magnetic fields [7]. Those associated with purely toroidal magnetic fields were solved by Kiuchi and Yoshida [8] and later by Frieben and Rezzolla [9]. More recently, the Florence group published a series of articles for computing magnetized compact stars with purely poloidal, toroidal, as well as mixed magnetic fields [10]. In their computations, simplified formulations for the gravitational fields have been used, which has enabled systematic computations of solutions in a wide region of parameter space.

In our previous paper [11], we presented preliminary results for stationary and axisymmetric equilibriums of relativistic rotating stars associated with strong electromagnetic fields, in particular, with mixed toroidal and poloidal magnetic fields. Following [11], we detail below the formulations and a numerical methods for computing such equilibriums, including improvements on our earlier work [11]. We then present a few examples of solutions associated with extremely strong electromagnetic fields and results of convergence tests. In the newly calculated solutions, it is found that the toroidal magnetic fields concentrate near, but well below, the equatorial surface and that the fields expel the matter when their strength becomes of order 10^{17} G or higher for typical neutron stars. From this finding, we can conjecture that a neutron star associated with such extremely strong toroidal magnetic fields may have a toroidal magnetovacuum tunnel in it; that is, such a neutron star may become a toroidal solenoid itself.

This paper is organized as follows. The formulation for stationary and axisymmetric equilibriums of relativistic stars associated with electromagnetic fields is described in Sec. II with emphasis on the $3 + 1$ decomposition of Maxwell's equations and the derivation of a system of first integrals and integrability conditions for ideal magnetohydrodynamic (MHD) flows. In Sec. III, the derived formulation is further modified into the form implemented in the present numerical code, the COCAL code, and then the numerical method used in the code is briefly described. In Sec. IV, three new numerical solutions calculated from the latest version of the COCAL code for magnetized rotating equilibriums are presented, and their convergence test with respect to resolution and number of multipoles included in the Poisson solver are presented.

II. FORMULATION

A. Summary for formulation

In the following, relativistic rotating stars associated with electromagnetic fields are modeled in the framework of a stationary and axisymmetric Einstein-Maxwell charged and

magnetized perfect-fluid spacetime. We assume that the equilibriums of magnetized stars satisfy the ideal MHD condition. Because of the nature of mixed poloidal and toroidal components of magnetic fields as well as a possible existence of meridional flows of matter, the spacetime is no longer circular; it is not invariant under a simultaneous inversion of $t \rightarrow -t$ and $\phi \rightarrow -\phi$ [12]. To incorporate all metric components that describe such noncircular spacetimes, we apply the waveless formulation which is developed for solving initial datasets for numerical relativity simulations [13–15]. The waveless formulation is based on a $3 + 1$ decomposition and conformal decomposition of the spatial metric, which are commonly used in numerical relativity. Under appropriate gauge conditions, and time and rotational symmetries, the metric components are obtained by solving a system of elliptic partial differential equations (PDEs) on an asymptotically flat spacelike slice Σ .

An analogous formulation is also applied to recast Maxwell's equations into $3 + 1$ form, with the electromagnetic 1-form obtained by solving elliptic PDEs. The formulation for the electromagnetic fields is detailed below, which differs from the standard formulation from which the well-known Grad-Shafranov equation is derived.

A formulation for a system of ideal MHD equations has been discussed in our previous paper [16]. In [16], integrability conditions to guarantee consistency of the stationary and axisymmetric system and associated set of first integrals have been derived. The basic idea of the formulation used in [11] as well as in the present paper is essentially the same as that of [16], but an alternative choice of variables results in somewhat different set of equations to be solved. In the formulation of [16], the electromagnetic 2-form $F = dA$ and its Hodge dual $\star F$ are decomposed covariantly using the 1-form basis dual to symmetry vectors t^α and ϕ^α and three scalar fields which are the same in both decompositions of F and $\star F$ (see, e.g., Eqs. (2.35) and (2.36) in [16]). An analogous decomposition is applied to the vorticity 2-form $d(\underline{h})$; then, after careful algebraic manipulations, the relativistic transfield equation (a generalized form of the Grad-Shafranov equation with meridional flows) is derived.

In the following formulation, unlike in [16], we use the contravariant tensor $F^{\alpha\beta}$ instead of $\star F$ and an orthogonal basis of a reference flat metric defined in Sec. II F 1 to decompose the set of equations. This choice is probably more common in formulations of numerical relativity and hence results in a more familiar form of the equations, although redundant components remain in the equations. Another difference is that we do not reduce the number of variables by imposing axial symmetry in our formalism. This allows enough generality in the new part of the code that will enable easy extension for computing, for example, nonaxisymmetric configurations of electromagnetic fields, electromagnetic standing waves, or a magnetic dipole field misaligned with the rotation axis, in the future. This also

minimizes the effort to develop and debug a new code for such a rather complex problem, as computing tools having already been implemented in COCAL, such as its multipole moment elliptic PDE solver, can be utilized.

The 3 + 1 decomposition and the waveless formulation for Einstein's equations are briefly summarized below, the details of which are found, e.g., in [6,17–19] and in our previous papers [13,15,20], respectively. The derivations of the formulations for Maxwell's equations and the first integrals of the ideal MHD equations are presented in full detail in the following subsections. Related formulations are also found in [4,16,21]. In this paper, we use abstract index notation for tensors; the greek letters $\alpha, \beta, \gamma, \dots$ are for abstract four-dimensional (4D) indices, the latin lowercase letters a, b, c, \dots are for three-dimensional (3D) indices, and the latin uppercase letters A, B, C, \dots are for two-dimensional indices.

In the above, we expressed the 2-forms, $F, \star F, dA$, and $d(h\underline{u})$, omitting indices. Such index-free notation may also be used with caution, in particular, when calculations involve forms and vectors. A dot denotes an inner product, that is, a contraction between adjacent indices. For example, a vector v and a p -form ω have inner product

$$v \cdot \omega = v^\gamma \omega_{\gamma\alpha\dots\beta}, \quad \omega \cdot v = \omega_{\alpha\dots\beta\gamma} v^\gamma. \quad (1)$$

In particular, the Cartan identity for a p -form ω in index-free notation is written

$$\mathcal{L}_v \omega = v \cdot d\omega + d(v \cdot \omega). \quad (2)$$

Certain relations in index-free notation are summarized in the Appendix A 2.

B. Framework and notations

1. 3+1 decomposition of spacetime

We consider globally hyperbolic spacetimes $(\mathcal{M}, g_{\alpha\beta})$, $\mathcal{M} = \mathbb{R} \times \Sigma$, admitting two symmetries: stationarity associated with a timelike Killing vector t^α and axisymmetry associated with a spacelike rotational Killing vector ϕ^α . The spacetime is foliated by spacelike hypersurfaces $\Sigma_t = \chi_t(\Sigma_0)$ parametrized by a time coordinate t , where χ_t is a diffeomorphism generated by t^α and Σ_0 is an initial slice. Because of the time-translation symmetry, Σ_t are identical for any t . The spacelike vector ϕ^α generates a congruence of circles in Σ_t parametrized by ϕ of which the length is 2π . Those parameters t and ϕ are chosen as coordinates.

The future pointing unit normal 1-form n_α is defined by $n_\alpha = -\alpha \nabla_\alpha t$, and it is related to t^α as

$$t^\alpha = \alpha n^\alpha + \beta^\alpha, \quad (3)$$

where α and β^α are the lapse function and the shift vector, respectively, and the shift is spacelike, $\beta^\alpha n_\alpha = 0$. The projection tensor to a slice Σ_t is defined,

$$\gamma_{\alpha\beta} = g_{\alpha\beta} + n_\alpha n_\beta, \quad (4)$$

and its pullback to Σ_t is written γ_{ab} . Then, the metric $g_{\alpha\beta}$ in a chart $\{x^\alpha\}$ is split into 3 + 1 form in a chart $\{t, x^a\}$,

$$\begin{aligned} ds^2 &= g_{\alpha\beta} dx^\alpha dx^\beta \\ &= -\alpha^2 dt^2 + \gamma_{ab} (dx^a + \beta^a dt)(dx^b + \beta^b dt). \end{aligned} \quad (5)$$

For the spatial metric γ_{ab} , a conformal decomposition is introduced as

$$\gamma_{ab} = \psi^4 \tilde{\gamma}_{ab}, \quad (6)$$

where ψ is the conformal factor and $\tilde{\gamma}_{ab}$ is the spatial conformal metric. This decomposition is specified through a condition $\tilde{\gamma} = f$, where $\tilde{\gamma}$ is the determinant of $\tilde{\gamma}_{ab}$ and f is the determinant of the reference flat metric f_{ab} , which takes a simple expression of the flat metric in the chart $\{x^a\}$. The differences between the spatial conformal metric and the flat metric, h_{ab} and h^{ab} , are defined by

$$\tilde{\gamma}_{ab} = f_{ab} + h_{ab}, \quad \text{and} \quad \tilde{\gamma}^{ab} = f^{ab} + h^{ab}, \quad (7)$$

where $\tilde{\gamma}^{ab}$ and f^{ab} are the inverses of the corresponding metrics. Because of the conformal decomposition, the weight of the Levi-Civita tensor becomes

$$\sqrt{-g} = \alpha \psi^6 \sqrt{\tilde{\gamma}} = \alpha \psi^6 \sqrt{f}. \quad (8)$$

We denote spatial derivative operators D_a , \tilde{D}_a , and $\overset{\circ}{D}_a$, which are compatible with spatial metrics γ_{ab} , $\tilde{\gamma}_{ab}$, and f_{ab} , respectively, and a spacetime derivative operator compatible with the metric $g_{\alpha\beta}$ by ∇_α .

Since we write down all field equations, equations of motion, and other associated relations, including coordinate conditions, using the flat derivative operator $\overset{\circ}{D}_a$, we have freedom to choose $\{x^a\}$, a coordinate system of the reference frame associated with f_{ab} , without changing the spacetime geometry. In this paper, as in elementary vector analysis, we only choose one of Cartesian, cylindrical, or spherical coordinates associated with a set of orthogonal bases for $\{x^a\}$ (see Appendix A 1). Under a choice of orthogonal basis, a difference in the weight (8) arises from f , which may or may not be included in ψ depending on whether one chooses a coordinate or noncoordinate basis.

The extrinsic curvature of Σ_t is defined by

$$K_{ab} = -\frac{1}{2} \gamma^\alpha_a \gamma^\beta_b \mathcal{L}_n \gamma_{\alpha\beta} = -\frac{1}{2\alpha} (\partial_t \gamma_{ab} - \mathcal{L}_\beta \gamma_{ab}), \quad (9)$$

where the Lie derivatives \mathcal{L} are defined on either \mathcal{M} or Σ_t depending on the vector to derive along and ∂_t is the pullback of \mathcal{L}_t defined on \mathcal{M} to Σ_t . The trace of K_{ab} is written K , and the trace-free part of K_{ab} is defined by

$$A_{ab} = K_{ab} - \frac{1}{3}\gamma_{ab}K. \quad (10)$$

Substitution of Eq. (9) to the trace-free part (10) results in conformal Killing operators with respect to t^α and β^α ,

$$\begin{aligned} A_{ab} &= -\frac{1}{2\alpha} \left(\gamma^\alpha_a \gamma^\beta_b \mathfrak{L}_{\alpha\gamma} \gamma_{\alpha\beta} - \frac{1}{3} \gamma_{ab} \gamma^{\alpha\beta} \mathfrak{L}_{\alpha\gamma} \gamma_{\alpha\beta} \right) \\ &= \frac{\psi^4}{2\alpha} \left(\mathfrak{L}_\beta \tilde{\gamma}_{ab} - \frac{1}{3} \tilde{\gamma}_{ab} \tilde{\gamma}^{cd} \mathfrak{L}_\beta \tilde{\gamma}_{cd} \right) \\ &\quad - \frac{\psi^4}{2\alpha} \left(\partial_i \tilde{\gamma}_{ab} - \frac{1}{3} \tilde{\gamma}_{ab} \tilde{\gamma}^{cd} \partial_i \tilde{\gamma}_{cd} \right), \end{aligned} \quad (11)$$

while the trace of Eq. (9) becomes

$$K = \frac{6}{\alpha\psi} (\mathfrak{L}_\beta \psi - \partial_t \psi) + \frac{1}{2\alpha\tilde{\gamma}} (\mathfrak{L}_\beta \tilde{\gamma} - \partial_t \tilde{\gamma}). \quad (12)$$

As a result, under the condition $\tilde{\gamma} = f$ with an assumption $\partial_t \tilde{\gamma} = \partial_t f = 0$, the time derivatives of $\tilde{\gamma}_{ab}$ and ψ are separately related to A_{ab} and K , respectively.

In actual computations, we introduce conformally rescaled K_{ab} and A_{ab} defined by $\tilde{K}_{ab} = \psi^{-4} K_{ab}$ and $\tilde{A}_{ab} = \psi^{-4} A_{ab}$, for which their indices are raised (lowered) with $\tilde{\gamma}^{ab}$ ($\tilde{\gamma}_{ab}$).

2. Stress-energy tensors for the perfect-fluid and electromagnetic fields

A strongly magnetized (and possibly charged) compact star is described by Einstein-Maxwell, charged and magnetized, perfect-fluid spacetime. The stress-energy tensor $T^{\alpha\beta}$ is the sum of the perfect-fluid stress-energy tensor $T_M^{\alpha\beta}$ and the electromagnetic stress-energy tensor $T_F^{\alpha\beta}$,

$$T^{\alpha\beta} = T_M^{\alpha\beta} + T_F^{\alpha\beta}, \quad (13)$$

where $T_M^{\alpha\beta}$ is defined by

$$T_M^{\alpha\beta} = \epsilon u^\alpha u^\beta + p q^{\alpha\beta} \quad (14)$$

and $T_F^{\alpha\beta}$ is defined by

$$T_F^{\alpha\beta} = \frac{1}{4\pi} \left(F^{\alpha\gamma} F^\beta_\gamma - \frac{1}{4} g^{\alpha\beta} F_{\gamma\delta} F^{\gamma\delta} \right). \quad (15)$$

In the definition of $T_M^{\alpha\beta}$, u^α is the fluid 4-velocity, p is the pressure, ϵ is the energy density, and

$$q^{\alpha\beta} = g^{\alpha\beta} + u^\alpha u^\beta \quad (16)$$

is the projection tensor onto a surface orthogonal to u^α . Here, we assume that the fluids satisfy equations of state (EOS) of the form

$$p = p(\rho, s), \quad \epsilon = \epsilon(\rho, s), \quad (17)$$

where ρ is the baryon-mass density¹ and s is the entropy per unit baryon mass, although later we assume a simpler one-parameter EOS.

In the definition of $T_F^{\alpha\beta}$, the electromagnetic field 2-form $F_{\alpha\beta}$ is related to the electromagnetic potential 1-form A_α by

$$F_{\alpha\beta} = (dA)_{\alpha\beta} := \nabla_\alpha A_\beta - \nabla_\beta A_\alpha. \quad (18)$$

In this Eq. (18), $(dA)_{\alpha\beta}$ is the exterior derivative of the 1-form A_α . Since $F_{\alpha\beta}$ is a closed 2-form,

$$(dF)_{\alpha\beta\gamma} := 3\nabla_{[\alpha} F_{\beta\gamma]} = \nabla_\alpha F_{\beta\gamma} + \nabla_\beta F_{\gamma\alpha} + \nabla_\gamma F_{\alpha\beta} = 0. \quad (19)$$

3. Stationarity and axisymmetry

For stationary and axisymmetric systems, the Lie derivatives of field and matter variables, $\{g_{\alpha\beta}, A_\alpha, u^\alpha, h, s\}$, along the time and axial symmetry vectors, asymptotically time-like vector t^α , and a spacelike rotation vector ϕ^α , vanish,

$$\begin{aligned} \mathfrak{L}_\eta g_{\alpha\beta} &= 0, & \mathfrak{L}_\eta A_\alpha &= 0, \\ \mathfrak{L}_\eta u_\alpha &= 0, & \mathfrak{L}_\eta h &= 0, & \mathfrak{L}_\eta s &= 0, \end{aligned} \quad (20)$$

where $\eta^\alpha = t^\alpha$ or ϕ^α and h is the relativistic enthalpy defined by $h = (\epsilon + p)/\rho$.

As mentioned earlier, we use the same set of field equations for the gravity as the waveless formulation derived and used in [13–15,20]. In this formulation, we do not impose ϕ -symmetry explicitly onto the field equations. The waveless condition becomes a part of the time symmetry conditions imposed on the time derivatives of field variables in the inertial frame. Consequently, our formalism for solving the field equations may also be applicable for computing quasiequilibrium solutions without axial symmetry.

C. Formulation for gravitational fields

1. Summary of the waveless formulation

As in the common formulations of numerical relativity, we decompose Einstein's equations, $G_{\alpha\beta} = 8\pi T_{\alpha\beta}$, into normal and transverse components with respect to the hypersurface Σ_t [17–19]. In our equilibrium (or quasiequilibrium) initial data formalism for numerical relativity, we choose the following combinations of components,

$$(G_{\alpha\beta} - 8\pi T_{\alpha\beta}) n^\alpha n^\beta = 0 \quad (21)$$

$$(G_{\alpha\beta} - 8\pi T_{\alpha\beta}) \gamma^\alpha_a n^\beta = 0 \quad (22)$$

¹That is, $\rho := m_B n$, with n the number density of baryons and m_B the mean baryon mass.

$$(G_{\alpha\beta} - 8\pi T_{\alpha\beta}) \left(\gamma^{\alpha\beta} + \frac{1}{2} n^\alpha n^\beta \right) = 0 \quad (23)$$

$$(G_{\alpha\beta} - 8\pi T_{\alpha\beta}) \left(\gamma^\alpha{}_a \gamma^\beta{}_b - \frac{1}{3} \gamma_{ab} \gamma^{\alpha\beta} \right) = 0, \quad (24)$$

and *formally* recast them into a system of elliptic PDEs for the 3 + 1 variables $\{\psi, \tilde{\beta}_a, \alpha\psi, h_{ab}\}$, respectively. In the present computations, we separate the flat Laplacians, $\overset{\circ}{\Delta} := \overset{\circ}{D}_a \overset{\circ}{D}^a$ operating on these variables, represented by Φ , and moving other terms to the source terms, \mathcal{S} ,²

$$\overset{\circ}{\Delta}\Phi = \mathcal{S}. \quad (25)$$

The source terms \mathcal{S} of Eqs. (23) and (24) contain a time derivative of the trace and trace-free parts of extrinsic curvature $\partial_t K$ and $\partial_t A_{ab}$, respectively, and, as mentioned earlier, K and A_{ab} contain $\partial_t \psi$ and $\partial_t \tilde{\gamma}_{ab}$, respectively, as Eqs. (12) and (11).

In most of the formulations for numerical relativity simulations, gauge conditions are dynamically imposed through the so-called α -driver and Γ -driver that determine the lapse α and shift β^a [17–19]. In our initial data formulation, α and β^a are part of the metric potentials to be determined, and the gauge conditions are introduced by prescribing the values of the trace K and the divergence $\overset{\circ}{D}_b \tilde{\gamma}^{ab}$. We normally choose maximal slicing and Dirac gauge conditions,

$$K = 0 \quad \text{and} \quad \overset{\circ}{D}_b \tilde{\gamma}^{ab} = 0, \quad (26)$$

for the four coordinate conditions. A method to impose these conditions has been described in [15,20] and is repeated in the next subsection.

In [13], a waveless condition is derived for the gravitational fields, which results in all metric potentials, including h_{ab} , having Coulomb type falloff in the asymptotics under the gauge (26). Such a waveless condition is to impose an asymptotic behavior on the time derivative of spatial conformal metric,

$$\partial_t \tilde{\gamma}^{ab} = O(r^{-3}). \quad (27)$$

In [15,20] as well as the present calculations, we impose a stronger condition:

$$\partial_t \tilde{\gamma}^{ab} = 0. \quad (28)$$

²The manner of determining K_{ab} in our formulation is analogous to the one used in an initial data formulation often referred to as the conformal thin-sandwich formalism [17–19,22,23].

As mentioned above, the time derivative terms in the gravitational field equations are $\{\partial_t \psi, \partial_t \tilde{\gamma}_{ab}, \partial_t K, \partial_t A_{ab}\}$. Since the value of K is fixed by the gauge condition (26), the time derivative of the conformal factor, $\partial_t \psi$, as seen in Eq. (12), does not appear in the field equations.³ The maximal slicing condition, $K = 0$, is assumed to be satisfied not only instantaneously on the initial hypersurface but also on the neighboring slices; hence, $\partial_t K = 0$. The waveless condition (28) fixes the value of $\partial_t \tilde{\gamma}_{ab}$. The remaining $\partial_t A_{ab}$, and other time derivative terms appearing in the equations of motion for the matter, may be prescribed by stationarity as in Eq. (20).⁴

The waveless formulation has been successfully applied for computing equilibria of single rotating stars as well as quasiequilibrium initial data of nonaxisymmetric rotating stars and binary neutron stars [15,20] by replacing the time symmetry vector with that in the rotating frame (the helical Killing vector $k^\alpha = t^\alpha + \Omega \phi^\alpha$ [24,25]) except for $\partial_t \tilde{\gamma}^{ab}$ on which the waveless condition (27) is imposed.⁵ The concrete form of Eq. (25) for each metric potential $\{\psi, \tilde{\beta}_a, \alpha\psi, h_{ab}\}$ is presented in [13,15,20].

2. Imposition of the gauge conditions

Recently, we developed a novel formulation for imposing arbitrary gauge conditions on the waveless initial data and successfully computed a black hole toroid system in Kerr-Schild coordinates [29]. The maximal slice and Dirac conditions (26) are replaced by generalized gauge conditions

$$K = K_G \quad \text{and} \quad \overset{\circ}{D}_b \tilde{\gamma}^{ab} = \mathcal{G}^a, \quad (29)$$

where K_G and \mathcal{G}^a are, respectively, a function and a vector given arbitrarily. Our computation for the strongly magnetized rotating star is therefore not limited to the choice (26), that is, $K_G = 0$ and $\mathcal{G}^a = 0$. Since the asymptotic flatness may be imposed in most of applications for computing astrophysical compact objects, it will be convenient to choose gauge conditions which become the maximal and Dirac gauges except for the vicinity of the sources.

Taking into account the gauge invariance of the linearized metric under transformations

³It may appear in a gauge condition (see Sec. II C 2 below).

⁴The discussion above is to elucidate that the formulation can be applicable for quasistationary nonaxisymmetric data. One can assume global time symmetry and discard all time derivative terms from the beginning, which results in the same set of equations used in the following computations.

⁵Under helical symmetry, nonaxisymmetric initial data associated with standing gravitational waves may be calculated by imposing the symmetry also to the time derivative $\partial_t \tilde{\gamma}^{ab}$, then rearranging the field equations to separate the Helmholtz operator for $\tilde{\gamma}_{ab}$ in the left-hand side [24–28].

$$\delta\beta^a \rightarrow \delta\beta^a + \overset{\circ}{D}{}^a \xi \quad (30) \quad \nabla_\alpha j^\alpha = 0. \quad (40)$$

$$\delta\gamma^{ab} \rightarrow \delta\gamma^{ab} - \overset{\circ}{D}{}^a \xi^b - \overset{\circ}{D}{}^b \xi^a, \quad (31)$$

we introduce a gauge potential ξ and gauge vector potentials ξ^a to adjust β^a and h^{ab} as

$$\beta^{a'} = \beta^a + \frac{1}{\sqrt{\gamma}} \overset{\circ}{D}{}^a \xi, \quad (32)$$

$$h^{ab'} = h^{ab} - \overset{\circ}{D}{}^a \xi^b - \overset{\circ}{D}{}^b \xi^a + \frac{2}{3} f^{ab} \overset{\circ}{D}{}_c \xi^c. \quad (33)$$

To impose gauge conditions (29), we solve $K' = K_G$ and $\overset{\circ}{D}{}_b h^{ab'} = \mathcal{G}^a$ for these gauge potentials ξ and ξ^a , respectively, where K' is Eq. (12) in which $\beta^{a'}$ is substituted in place of β^a . Then, the (primed) new variables are reconstructed accordingly with Eqs. (32) and (33), and the original variables are replaced by the new ones, $\beta^{a'} \rightarrow \beta^a$ and $h^{ab'} \rightarrow h^{ab}$, during iterations for solving the field equations. Substituting Eqs. (32) and (33) to these conditions, the gauge vector potentials ξ and ξ^a are solved from elliptic equations,

$$\overset{\circ}{\Delta} \xi = \mathcal{S}_K, \quad (34)$$

$$\mathcal{S}_K = \sqrt{\gamma} \left[\alpha K_G - \overset{\circ}{D}{}_a \beta^a - \frac{6}{\psi} (\mathcal{E}_\beta \psi - \partial_t \psi) \right], \quad (35)$$

and

$$\overset{\circ}{\Delta} \xi^a = \mathcal{S}_D^a, \quad (36)$$

$$\mathcal{S}_D^a = -\mathcal{G}^a + \overset{\circ}{D}{}_b h^{ab} - \frac{1}{3} \overset{\circ}{D}{}^a \overset{\circ}{D}{}_b \xi^b. \quad (37)$$

A time derivative term $\partial_t \psi$ in the source (35) is prescribed in computing initial data on Σ_t or may be absorbed in the gauge condition K_G . In the following, it is set $\partial_t \psi = 0$. The above system of elliptic equations (34)–(37) is solved simultaneously and iteratively together with the field equations [15,20,29].

D. Maxwell's and relativistic ideal MHD equations

Hereafter in this section, we describe the formulations for solving electromagnetic fields and equilibria of magnetized matter in detail. Maxwell's equations are written

$$(dF)_{\alpha\beta\gamma} = 0 \quad (38)$$

$$\nabla_\beta F^{\alpha\beta} = 4\pi j^\alpha, \quad (39)$$

where j^α is the electric current density. The converse of the Poincaré lemma implies the existence of a potential 1-form A_α , such that $F_{\alpha\beta} = (dA)_{\alpha\beta}$. By construction, the current density is conserved,

From the Bianchi identity

$$\nabla_\beta T^{\alpha\beta} = \nabla_\beta T_M^{\alpha\beta} + \nabla_\beta T_F^{\alpha\beta} = 0 \quad (41)$$

and the rest-mass conservation law

$$\nabla_\alpha (\rho u^\alpha) = 0, \quad (42)$$

the relativistic MHD-Euler equations are derived;

$$u^\beta (d(h\underline{u}))_{\beta\alpha} - T \nabla_\alpha s = \frac{1}{\rho} F_{\alpha\beta} j^\beta, \quad (43)$$

where $(d(h\underline{u}))_{\alpha\beta} := \nabla_\alpha (h u_\beta) - \nabla_\beta (h u_\alpha)$ is the canonical vorticity 2-form. The system of equations for the matter is closed by adding an EOS for the thermodynamic variables and a relation for energy transport. Since we introduce a one-parameter EOS for computing equilibria, we do not need to consider the latter relation.

Finally, we assume that the ideal MHD condition holds:

$$F_{\alpha\beta} u^\beta = 0. \quad (44)$$

This condition implies the conservation of the flux $F_{\alpha\beta}$ as recalled briefly in Appendix A 2 c.

In our previous paper [16], we showed that, under stationarity and axisymmetry, the above system of Maxwell's equations and ideal MHD equations (38)–(44) can be recast in a system of a single elliptic PDE for a master potential, the relativistic master transfield equation, and first integrals, where the master potential may be related to a flux function, for example, the ϕ -component of the potential A_α . In the absence of a meridional flow field, the PDE becomes the well-known Grad-Shafranov equation. The formulation in [16] is superior to the other formulations, since the single governing equation for the master potential is derived in a fully covariant form thanks to the use of exterior calculus and the orthogonal decomposition of a tangent space into subspaces spanned by the Killing vectors (t^α , ϕ^α) and a remaining “meridional” spacelike 2-surface. It is also shown that the system of the transfield equation and associated first integrals is the most general form which contains all types of limiting cases including purely poloidal/toroidal magnetic fields, no-magnetic fields with meridional flows, and purely circular flows. As mentioned earlier, however, we do *not* follow this style of formulation presented in [16]; in particular, we do not solve the master transfield equation but solve Maxwell's equations to determine all (3 + 1 decomposed) components of A_α .

E. Formulation for the electromagnetic field

In this subsection, we derive a 3 + 1 form of Maxwell's equations, which are recast in a set of elliptic PDEs for the

components of the (3 + 1 decomposed) electromagnetic potential 1-form A_α . Although these calculations are straightforward (see, e.g., [18,30]), we present them in detail since the resulting equations are implemented in the COCAL code for actual computations.

1. 3+1 decomposition of electromagnetic fields

In this subsection, we introduce the 3 + 1 decomposed variables for the electromagnetic potential 1-form A_α and the Faraday tensor $F^{\alpha\beta}$, as well as a decomposition of its divergence $\nabla_\beta F^{\alpha\beta}$. To avoid confusion, for a given 4D object, its projection to Σ_t defined on \mathcal{M} is denoted with a barred symbol, and the one defined on Σ_t itself is denoted using the same symbol with 4D indices being replaced by 3D ones. For example, the 4D object A_α is related to \bar{A}_α and the 3D object A_a as follows:

$$\bar{A}_\alpha = \gamma_\alpha^\beta A_\beta \quad (45)$$

$$A_a = \gamma_a^\alpha A_\alpha = \gamma_a^\alpha \bar{A}_\alpha. \quad (46)$$

As usual, we omit the bar on a projected 4D object when the 4D object is spatial.

We define the 3 + 1 variables of the electromagnetic potential 1-form A_α and Faraday tensor $F^{\alpha\beta}$ by

$$\Phi_\Sigma = -A_\alpha n^\alpha, \quad A_a = \gamma_a^\alpha A_\alpha, \quad (47)$$

$$F^a = \gamma_a^\alpha F^{\alpha\beta} n_\beta, \quad F^{ab} = \gamma_a^\alpha \gamma_b^\beta F^{\alpha\beta}. \quad (48)$$

Note that $F^{\alpha\beta} n_\alpha n_\beta = 0$ by antisymmetry. Then, A_α and $F^{\alpha\beta}$ are related to their spatial components by

$$A_\alpha = \Phi_\Sigma n_\alpha + \bar{A}_\alpha = \Phi_\Sigma n_\alpha + \gamma_a^\alpha A_a, \quad (49)$$

$$F^{\alpha\beta} = \bar{F}^{\alpha\beta} + n^\alpha \bar{F}^\beta - n^\beta \bar{F}^\alpha. \quad (50)$$

As shown in Appendix B, the projected Faraday tensor, F_a and F_{ab} , and its divergence defined on Σ become

$$F_a = -\mathcal{L}_n A_a - \frac{1}{\alpha} D_a(\alpha \Phi_\Sigma). \quad (51)$$

$$F_{ab} = D_a A_b - D_b A_a, \quad (52)$$

$$n_\alpha \nabla_\beta F^{\alpha\beta} = -D_a F^a, \quad (53)$$

$$\gamma_a^\alpha \nabla_\beta F^{\alpha\beta} = \frac{1}{\alpha} D_b(\alpha F^{ab}) - \mathcal{L}_n F^a + K F^a. \quad (54)$$

2. 3+1 decomposition of Maxwell's equations

Using Eq. (53), the projection of Maxwell's equations along the hypersurface normal n^α is written

$$(\nabla_\beta F^{\alpha\beta} - 4\pi j^\alpha) n_\alpha = -D_a F^a + 4\pi \rho_\Sigma = 0, \quad (55)$$

where ρ_Σ is the projection of the current j^α along the normal n^α defined by

$$\rho_\Sigma = -j^\alpha n_\alpha \quad (56)$$

and F^a is derived from Eq. (51) by raising the index,

$$F^a = -\mathcal{L}_n A^a + 2K^a_b A^b - \frac{1}{\alpha} D^a(\alpha \Phi_\Sigma). \quad (57)$$

Note that the charge ρ_Σ is related to the time component of the 4-current as

$$\rho_\Sigma = -j^\alpha n_\alpha = -j^\alpha(-\alpha \nabla_\alpha t) = \alpha j^t. \quad (58)$$

Using Eq. (54), the projection of Maxwell's equations onto the hypersurface Σ_t is written

$$(\nabla_\beta F^{\alpha\beta} - 4\pi j^\alpha) \gamma_a^\alpha = \frac{1}{\alpha} D_b(\alpha F^{ab}) - \mathcal{L}_n F^a + K F^a - 4\pi j_\Sigma^a = 0, \quad (59)$$

where j_Σ^a is defined by

$$j_\Sigma^a = \gamma_a^\alpha j^\alpha. \quad (60)$$

Note that the projected current j_Σ^a is related to the components of the 4-current j^α as⁶

$$j_\Sigma^a = (g^\alpha_a + n^\alpha n_a) j^\alpha = j^a + j^t \beta^a. \quad (61)$$

For later use, the dual of Eq. (59) is derived,

$$\begin{aligned} (\nabla_\beta F^{\alpha\beta} - 4\pi j^\alpha) \gamma_{\alpha a} \\ = \frac{1}{\alpha} D_b(\alpha F_a^b) - \mathcal{L}_n F_a - 2K_a^b F_b + K F_a - 4\pi j_a^\Sigma \\ = 0, \end{aligned} \quad (62)$$

where the relation $\gamma_{ab} \mathcal{L}_n F^b = \mathcal{L}_n F_a + 2K_{ab} F^b$ is used.

3. Imposition of stationarity

We assume that the Faraday tensor $F_{\alpha\beta}$ respects the time and rotational symmetry. Then, it follows from a discussion in [16] (as being repeated in Appendix G) that the electromagnetic potential 1-form A_α also respects the time and rotational symmetry as mentioned in Sec. II B 3. In our formulation, we impose the stationary condition explicitly on the equations, $\mathcal{L}_t A_\alpha = 0$. Since $t^\alpha = \alpha n^\alpha + \beta^\alpha$, we have

⁶For later convenience, we use j^a as a spatial part of 4D current j^α ; hence, $j^a \neq \gamma_a^\alpha j^\alpha$.

$$\mathfrak{L}_n A_a = \frac{1}{\alpha} (\partial_t A_a - \mathfrak{L}_\beta A_a) = -\frac{1}{\alpha} \mathfrak{L}_\beta A_a, \quad (63)$$

$$\mathfrak{L}_n F_a = \frac{1}{\alpha} (\partial_t F_a - \mathfrak{L}_\beta F_a) = -\frac{1}{\alpha} \mathfrak{L}_\beta F_a, \quad (64)$$

and similarly for the duals A^a and F^a . With this symmetry, Maxwell's equations (55) and the relation (51) are rewritten,

$$(\nabla_\beta F^{\alpha\beta} - 4\pi j^\alpha) n_\alpha = -D_a F^a + 4\pi \rho_\Sigma = 0, \quad (65)$$

$$F_a = \frac{1}{\alpha} \mathfrak{L}_\beta A_a - \frac{1}{\alpha} D_a (\alpha \Phi_\Sigma), \quad (66)$$

and Eq. (62) becomes

$$\begin{aligned} & (\nabla_\beta F^{\alpha\beta} - 4\pi j^\alpha) \gamma_{\alpha a} \\ &= \frac{1}{\alpha} D_b (\alpha F_a{}^b) + \frac{1}{\alpha} \mathfrak{L}_\beta F_a - 2A_a{}^b F_b + \frac{1}{3} K F_a - 4\pi j_a^\Sigma \\ &= 0, \end{aligned} \quad (67)$$

where A_{ab} is the trace-free part of the extrinsic curvature K_{ab} as defined in Eq. (10).

4. Conformal decomposition and equations for electromagnetic potentials

To write down the final form of Maxwell's equations implemented in our actual numerical code, we introduce a conformal decomposition of the spatial metric Eq. (6) with the condition $\tilde{\gamma} = f$ as explained in Sec. II B 1. We introduce conformally rescaled quantities of the spatial electromagnetic potential 1-form and vector,

$$\tilde{A}_a = A_a \quad \text{and} \quad \tilde{A}^a = \tilde{\gamma}^{ab} \tilde{A}_b = \psi^4 A^a, \quad (68)$$

and for the spatial Faraday tensor

$$\tilde{F}_{ab} = F_{ab} \quad \text{and} \quad \tilde{F}_a = F_a, \quad (69)$$

where tilded objects are rescaled quantities of which the indices are raised or lowered by $\tilde{\gamma}^{ab}$ or $\tilde{\gamma}_{ab}$, respectively.

Details on the conformal decomposition of 3 + 1 form of Maxwell's equations (65) and (67) are provided in Appendix C. The projection of Eq. (65) along n^α results in an elliptic PDE for $\alpha \Phi_\Sigma$,

$$\mathring{\Delta}(\alpha \Phi_\Sigma) = S, \quad (70)$$

where the source S is written

$$\begin{aligned} S &= -h^{ab} \mathring{D}_a \mathring{D}_b (\alpha \Phi_\Sigma) - \mathring{D}_a \tilde{\gamma}^{ab} \mathring{D}_b (\alpha \Phi_\Sigma) \\ &\quad + \tilde{\gamma}^{ab} \frac{\alpha}{\psi^2} \mathring{D}_a \left(\frac{\psi^2}{\alpha} \right) \alpha F_b + \mathring{D}_a \tilde{\gamma}^{ab} \mathfrak{L}_\beta A_b \\ &\quad + \tilde{\gamma}^{ab} \mathring{D}_a \mathfrak{L}_\beta A_b - 4\pi \alpha \psi^4 \rho_\Sigma. \end{aligned} \quad (71)$$

The projection of Eq. (67) to Σ_t results in elliptic PDEs for A_a ,

$$\mathring{\Delta} A_a = S_a, \quad (72)$$

where the source S_a is written

$$\begin{aligned} S_a &:= -h^{bc} \mathring{D}_b \mathring{D}_c \tilde{A}_a + \tilde{\gamma}^{bc} \mathring{D}_b (C_{ca}^d \tilde{A}_d) + \tilde{\gamma}^{bc} C_{bc}^d \mathring{D}_d \tilde{A}_a \\ &\quad + \tilde{\gamma}^{bc} C_{ba}^d \mathring{D}_c \tilde{A}_d + \mathring{D}_a \mathring{D}_b \tilde{A}^b + {}^3\tilde{R}_{ab} \tilde{A}^b \\ &\quad + \tilde{F}_a{}^b \frac{\psi^2}{\alpha} \mathring{D}_b \left(\frac{\alpha}{\psi^2} \right) + \frac{\psi^4}{\alpha} \mathfrak{L}_\beta F_a - 2\psi^4 A_a{}^b F_b \\ &\quad + \frac{1}{3} \psi^4 K F_a - 4\pi \psi^4 j_a^\Sigma. \end{aligned} \quad (73)$$

To shorten the expression of the source (73), we keep \mathring{D}_a instead of replacing it with \mathring{D}_a and a connection C_{ab}^c in some terms, where $C_{ab}^c := \frac{1}{2} \tilde{\gamma}^{cd} (\mathring{D}_a \tilde{\gamma}_{db} + \mathring{D}_b \tilde{\gamma}_{ad} - \mathring{D}_d \tilde{\gamma}_{ab})$. The fifth term in the rhs of the source (73), $\mathring{D}_a \mathring{D}_b \tilde{A}^b$, may be expanded as follows,

$$\mathring{D}_a \mathring{D}_b \tilde{A}^b = \mathring{D}_a \mathring{D}^b \tilde{A}_b + \mathring{D}_a (h^{bc} \mathring{D}_b \tilde{A}_c - \tilde{\gamma}^{bc} C_{bc}^d \tilde{A}_d), \quad (74)$$

and then the Coulomb gauge condition $\mathring{D}^a A_a = 0$ may be imposed explicitly, or a simpler expression of this term may be written applying the condition $\tilde{\gamma} = f$ explicitly,

$$\mathring{D}_a \mathring{D}_b \tilde{A}^b = \mathring{D}_a \mathring{D}_b \tilde{A}^b. \quad (75)$$

5. Imposition of Coulomb gauge

As discussed in Appendix G, we have freedom to choose the spatial gauge for the spatial part of the electromagnetic potentials. We impose Coulomb gauge analogously to that for coordinate conditions discussed in Sec. II C 2:

$$\mathring{D}^a A_a = 0. \quad (76)$$

Although we have not tested gauge conditions other than (76), we formulate the method to impose more general gauge conditions analogously to the imposition of coordinate conditions discussed in Sec. II C 2,

$$\mathring{D}^a A_a = A_G, \quad (77)$$

where A_G is a given arbitrary function.

Considering the following gauge transformation,

$$A_a \rightarrow A_a + \overset{\circ}{D}_a f, \quad (78)$$

we let A'_a defined by

$$A'_a = A_a + \overset{\circ}{D}_a f \quad (79)$$

satisfy the gauge condition $\overset{\circ}{D}^a A'_a = A_G$, which leads to

$$\overset{\circ}{\Delta} f = A_G - \overset{\circ}{D}^a A_a. \quad (80)$$

The same as with the coordinate imposition Eqs. (34)–(37), the above equation (80) is solved simultaneously and iteratively together with the field equations. Then, substituting the solution f to Eq. (79), A'_a is calculated, and A_a is replaced by $A'_a \rightarrow A_a$.

F. First integrals of relativistic ideal MHD equations

A key to a successful formulation for computing equilibria of compact stars is to derive a set of first integrals of a system of hydrostationary equations. For the ideal MHD case, including the ideal MHD condition (44), all equations for the magnetized matter have to be analytically and consistently integrated. In the formulation in [16], those first integrals are thoroughly used to reduce the number of variables in deriving a single master transfield equation, in particular, to eliminate the current j^α in Maxwell's equations. In the present formulation, we simply solve the system of the first integrals simultaneously with the field equations.

In what follows, we analyze the rest-mass conservation law (42); each of the t , ϕ , and meridional x^A components of the relativistic MHD-Euler equations (43); the ideal MHD condition (44); as well as Maxwell's equations in its original form (39), applying t and ϕ symmetries.

1. Coordinates and basis

To begin with, we introduce an orthogonal basis, $\{t^\alpha, \phi^\alpha, e_A^\alpha\}$, associated with the coordinates t , ϕ , and two other spatial coordinates x^A , where the t and ϕ coordinates are adapted to the spacetime symmetries generated by the two Killing vectors t^α and ϕ^α . The remaining two spatial meridional coordinates x^A , with indices denoted by uppercase latin letters $A, B, \dots = 1, 2$, may, for example, be (ϖ, z) for cylindrical or (r, θ) for spherical coordinates, for example. These bases and natural 1-form bases generated from these coordinates are normalized as

$$t^\alpha \nabla_\alpha t = 1, \quad \phi^\alpha \nabla_\alpha \phi = 1, \quad e_A^\alpha \nabla_\alpha x^B = \delta_A^B, \quad (81)$$

where δ_A^B is the Kronecker delta and otherwise orthogonal.

In the following sections, we will use the 4D flat metric $\eta_{\alpha\beta}$ and 3D flat metric f_{ab} associated with these bases,

$$\eta_{\alpha\beta} = -\nabla_\alpha t \nabla_\beta t + f_\phi^2 \nabla_\alpha \phi \nabla_\beta \phi + f_{AB} \nabla_\alpha x^A \nabla_\beta x^B, \quad (82)$$

$$\eta^{\alpha\beta} = -t^\alpha t^\beta + f_\phi^{-2} \phi^\alpha \phi^\beta + f^{AB} e_A^\alpha e_B^\beta, \quad (83)$$

$$f_{ab} = f_\phi^2 \nabla_a \phi \nabla_b \phi + f_{AB} \nabla_a x^A \nabla_b x^B, \quad (84)$$

$$f^{ab} = f_\phi^{-2} \phi^a \phi^b + f^{AB} e_A^a e_B^b, \quad (85)$$

where $f_\phi = \varpi$ and $f_{AB} = \text{diag}(1, 1)$ for the case with cylindrical coordinates, while $f_\phi = r \sin \theta$ and $f_{AB} = \text{diag}(1, r^2)$ with spherical coordinates.

Objects with contravariant indices are expanded using these bases and are denoted, for example, as

$$u^\alpha = u^t t^\alpha + u^\phi \phi^\alpha + u^A e_A^\alpha, \quad (86)$$

for the 4-velocity u^α . It is understood that the last term is summed over $A = 1, 2$. Similarly, objects with covariant indices (such as p -forms) are expanded with respect to the basis $\{\nabla_\alpha t, \nabla_\alpha \phi, \nabla_\alpha x^A\}$.

2. Rest-mass conservation equation

The densitized rest-mass conservation equation is written

$$\begin{aligned} \nabla_\alpha (\rho u^\alpha) \sqrt{-g} &= \partial_\alpha [\rho (u^t t^\alpha + u^\phi \phi^\alpha + u^A e_A^\alpha) \sqrt{-g}] \\ &= \partial_A (\rho u^A \sqrt{-g}) = 0, \end{aligned} \quad (87)$$

where we have applied the symmetries,

$$\partial_\alpha (\rho u^t t^\alpha \sqrt{-g}) = \mathcal{L}_t (\rho u^\alpha \nabla_\alpha t \sqrt{-g}) = 0, \quad (88)$$

and similarly to a term associated with ϕ^α . This suggests introducing a stream function $\sqrt{-g}\Psi$ for the meridional flow fields u^A ,

$$u^A = \frac{1}{\rho \sqrt{-g}} \epsilon^{AB} \partial_B (\sqrt{-g} \Psi), \quad (89)$$

where ϵ^{AB} is an antisymmetric matrix with a signature $\epsilon^{12} = -1$,

$$\epsilon^{AB} = \begin{pmatrix} 0 & -1 \\ 1 & 0 \end{pmatrix}. \quad (90)$$

The scalar function Ψ is introduced to make explicit that the stream function $\sqrt{-g}\Psi$ is a densitized scalar.

3. Components of electromagnetic 2-form and vorticity 2-form

We write the components of $F = dA$ and impose symmetries (for economical reasons, we omit spacetime indices α, β, \dots in the following of this section and in the next section):

(t, ϕ) -component:

$$\begin{aligned} F_{t\phi} &= -F_{\phi t} = (t \cdot F) \cdot \phi = (t \cdot dA) \cdot \phi \\ &= [\mathfrak{L}_t A - d(t \cdot A)] \cdot \phi = -\mathfrak{L}_\phi(t \cdot A) = 0, \end{aligned} \quad (91)$$

(t, x^A) -components:

$$\begin{aligned} F_{At} &= -F_{tA} = -(t \cdot F) \cdot e_A = -(t \cdot dA) \cdot e_A \\ &= e_A \cdot d(t \cdot A) = \partial_A A_t, \end{aligned} \quad (92)$$

(ϕ, x^A) -components:

$$\begin{aligned} F_{A\phi} &= -F_{\phi A} = -(\phi \cdot F) \cdot e_A = -(\phi \cdot dA) \cdot e_A \\ &= e_A \cdot d(\phi \cdot A) = \partial_A A_\phi, \end{aligned} \quad (93)$$

(x^A, x^B) components:

$$F_{AB} = -F_{BA} = (dA)_{AB} = \partial_A A_B - \partial_B A_A, \quad (94)$$

or explicitly,

$$\begin{aligned} F_{AB} &= -F_{BA} = (e_A \cdot F) \cdot e_B = (e_A \cdot dA) \cdot e_B \\ &= [\mathfrak{L}_{e_A} A - d(e_A \cdot A)] \cdot e_B = \partial_A A_B - \partial_B A_A. \end{aligned} \quad (95)$$

We introduce expressions for the spatial components of the 2-form F and its dual as follows,

$$F_{A\phi} = \partial_A A_\phi = -\epsilon_A{}^B B_B, \quad (96)$$

$$F_{AB} = (dA)_{AB} = \epsilon_{AB} B_\phi, \quad (97)$$

$$F^{AB} = (dA)^{AB} = \epsilon^{AB} B, \quad (98)$$

where ϵ_{AB} and $\epsilon_A{}^B$ are also antisymmetric matrices with signatures $\epsilon_{12} = -1$ and $\epsilon_1{}^2 = -1$.

Analogously, the components of the vorticity 2-form $d(\underline{h})$ are written as follows:

(t, ϕ) -component:

$$d(\underline{h})_{\phi t} = -d(\underline{h})_{t\phi} = 0, \quad (99)$$

(t, x^A) -components:

$$d(\underline{h})_{At} = -d(\underline{h})_{tA} = \partial_A(hu_t), \quad (100)$$

(ϕ, x^A) -components:

$$d(\underline{h})_{A\phi} = -d(\underline{h})_{\phi A} = \partial_A(hu_\phi), \quad (101)$$

(x^A, x^B) -components:

$$d(\underline{h})_{AB} = -d(\underline{h})_{BA} = \partial_A(hu_B) - \partial_B(hu_A). \quad (102)$$

We introduce expressions for the spatial components of the 2-form $d(\underline{h})$ as follows⁷:

$$d(\underline{h})_{A\phi} = \partial_A(hu_\phi) = \epsilon_A{}^B \omega_B, \quad (103)$$

$$d(\underline{h})_{AB} = -\epsilon_{AB} \omega_\phi. \quad (104)$$

4. Ideal MHD condition

Substituting the 4-velocity in terms of a basis (86) to the ideal MHD condition $F \cdot u = 0$ and applying the symmetries to the 2-form $F = dA$ as discussed in the previous section, each component is written as follows:

t -component:

$$\begin{aligned} t \cdot (F \cdot u) &= t \cdot (F \cdot e_A) u^A = u^A F_{tA} \\ &= -u^A \partial_A A_t = 0, \end{aligned} \quad (105)$$

ϕ -component:

$$\begin{aligned} \phi \cdot (F \cdot u) &= \phi \cdot (F \cdot e_A) u^A = u^A F_{\phi A} \\ &= -u^A \partial_A A_\phi = 0, \end{aligned} \quad (106)$$

x^A -components:

$$\begin{aligned} e_A \cdot (F \cdot u) &= e_A \cdot (F \cdot t) u^t + e_A \cdot (F \cdot \phi) u^\phi + e_A \cdot (F \cdot e_B) u^B \\ &= F_{At} u^t + F_{A\phi} u^\phi + F_{AB} u^B \\ &= u^t \partial_A A_t + u^\phi \partial_A A_\phi + (dA)_{AB} u^B = 0. \end{aligned} \quad (107)$$

Substituting the stream function $\sqrt{-g}\Psi$ defined by Eq. (89) to each of the t and ϕ components (105) and (106) and then multiplying $\rho\sqrt{-g}$, we have

$$\epsilon^{AB} \partial_A A_t \partial_B(\sqrt{-g}\Psi) = 0, \quad (108)$$

$$\epsilon^{AB} \partial_A A_\phi \partial_B(\sqrt{-g}\Psi) = 0. \quad (109)$$

These relations imply that the constant surfaces of the scalars A_t and A_ϕ and the scalar density $\sqrt{-g}\Psi$ coincide.⁸

⁷The magnetic flux density B and the vorticity ω are related to the Hodge dual of F and $d(\underline{h})$, respectively, as $B = u \cdot \star F$ and $\underline{\omega} = \star d(\underline{h}) \cdot u$.

⁸This means that the stream function $\sqrt{-g}\Psi$ depends on the choice of coordinate conditions.

Therefore, introducing the master potential Υ as an independent variable, they are written

$$A_t = A_t(\Upsilon), \quad A_\phi = A_\phi(\Upsilon),$$

and $\sqrt{-g}\Psi = [\sqrt{-g}\Psi](\Upsilon).$ (110)

These are part of the integrability conditions.

To obtain the first integral of the x^A -components (107), we again substitute the definition of the stream function (89) and $(dA)_{AB} = \epsilon_{AB}B_\phi$ to rewrite

$$\rho u^t \sqrt{-g} \partial_A A_t + \rho u^\phi \sqrt{-g} \partial_A A_\phi - B_\phi \partial_A [\sqrt{-g}\Psi] = 0. \quad (111)$$

Because of the conditions (110), it is rewritten as

$$(A'_t \rho u^t \sqrt{-g} + A'_\phi \rho u^\phi \sqrt{-g} - [\sqrt{-g}\Psi]' B_\phi) \partial_A \Upsilon = 0, \quad (112)$$

where the primes A'_t , A'_ϕ , and $[\sqrt{-g}\Psi]'$ stand for a derivative with respect to the master potential Υ ,

$$A'_t := \frac{dA_t(\Upsilon)}{d\Upsilon}, \quad A'_\phi := \frac{dA_\phi(\Upsilon)}{d\Upsilon},$$

and $[\sqrt{-g}\Psi]' := \frac{d[\sqrt{-g}\Psi](\Upsilon)}{d\Upsilon}.$ (113)

Therefore, we have one of the first integrals, a consistency relation for components to be satisfied,

$$A'_t \rho u^t \sqrt{-g} + A'_\phi \rho u^\phi \sqrt{-g} - [\sqrt{-g}\Psi]' B_\phi = 0. \quad (114)$$

In the absence of meridional flows, $[\sqrt{-g}\Psi]'(\Upsilon) = 0$, Eq. (114) implies a relativistic version of Ferraro's isorotation law [31],

$$\frac{u^\phi}{u^t} := \Omega(\Upsilon) = -\frac{A'_t}{A'_\phi}. \quad (115)$$

5. Maxwell's equations

For any coordinate basis of the 1-form $\nabla_\alpha x$ ($x = t, \phi, x^A$), the projections (components) of the divergence of the Faraday tensor $\nabla_\beta F^{\alpha\beta}$ become

$$\begin{aligned} \nabla_\alpha x \nabla_\beta F^{\alpha\beta} &= \nabla_\beta (F^{\alpha\beta} \nabla_\alpha x) - F^{\alpha\beta} \nabla_\beta \nabla_\alpha x = \nabla_\beta F^{x\beta} \\ &= \nabla_\beta (F^{xt} t^\beta + F^{x\phi} \phi^\beta + F^{xA} e_A^\beta) \\ &= \mathfrak{L}_{e_A} F^{xA} + F^{xA} \frac{1}{\sqrt{-g}} \mathfrak{L}_{e_A} \sqrt{-g} \\ &= \frac{1}{\sqrt{-g}} \mathfrak{L}_{e_A} (F^{xA} \sqrt{-g}), \end{aligned} \quad (116)$$

where we have used $\nabla_\alpha t^\alpha = 0$ and $\nabla_\alpha \phi^\alpha = 0$ for Killing vectors t^α and ϕ^α .

Then, the components of Maxwell's equations $\nabla_\beta F^{\alpha\beta} = 4\pi j^\alpha$ become as follows:

t -component:

$$\mathfrak{L}_{e_A} (F^{tA} \sqrt{-g}) = 4\pi j^t \sqrt{-g}, \quad (117)$$

ϕ -component:

$$\mathfrak{L}_{e_A} (F^{\phi A} \sqrt{-g}) = 4\pi j^\phi \sqrt{-g}, \quad (118)$$

x^A -component:

$$\mathfrak{L}_{e_B} (F^{AB} \sqrt{-g}) = 4\pi j^A \sqrt{-g}. \quad (119)$$

Since F^{tA} , $F^{\phi A}$, and F^{AB} are components, these equations are also written

$$4\pi j^t \sqrt{-g} = \partial_A (F^{tA} \sqrt{-g}) \quad (120)$$

$$4\pi j^\phi \sqrt{-g} = \partial_A (F^{\phi A} \sqrt{-g}) \quad (121)$$

$$\begin{aligned} 4\pi j^A \sqrt{-g} &= \partial_B (F^{AB} \sqrt{-g}) \\ &= \epsilon^{AB} \partial_B (B \sqrt{-g}), \end{aligned} \quad (122)$$

where we substitute Eq. (98) to F^{AB} in Eq. (122).

6. MHD-Euler equations

MHD-Euler equations (43) are also written in index-free notation,

$$-d(\underline{h}\underline{u}) \cdot \underline{u} - T ds - \frac{1}{\rho} dA \cdot \underline{j} = 0. \quad (123)$$

Substituting the current vector

$$j^\alpha = j^t t^\alpha + j^\phi \phi^\alpha + j^A e_A^\alpha \quad (124)$$

and using the Cartan identity and the t, ϕ symmetries, each component becomes as follows:

t -component:

$$\begin{aligned} t \cdot \left[-d(\underline{h}\underline{u}) \cdot \underline{u} - T ds - \frac{1}{\rho} dA \cdot \underline{j} \right] \\ = \underline{u} \cdot d[t \cdot (\underline{h}\underline{u})] + \frac{1}{\rho} \underline{j} \cdot d(t \cdot A) \\ = u^A \partial_A (hu_t) + \frac{1}{\rho} j^A \partial_A A_t = 0, \end{aligned} \quad (125)$$

ϕ -component:

$$\begin{aligned} & \phi \cdot \left[-d(\underline{h}\underline{u}) \cdot u - Tds - \frac{1}{\rho} dA \cdot j \right] \\ &= u \cdot d[\phi \cdot (\underline{h}\underline{u})] + \frac{1}{\rho} j \cdot d(\phi \cdot A) \\ &= u^A \partial_A (hu_\phi) + \frac{1}{\rho} j^A \partial_A A_\phi = 0, \end{aligned} \quad (126)$$

x^A -component:

$$\begin{aligned} & -e_A \cdot \left[-d(\underline{h}\underline{u}) \cdot u - Tds - \frac{1}{\rho} dA \cdot j \right] \\ &= -(u^t t + u^\phi \phi + u^B e_B) \cdot d(\underline{h}\underline{u}) \cdot e_A \\ & \quad - \frac{1}{\rho} (j^t t + j^\phi \phi + j^B e_B) \cdot dA \cdot e_A + Tds \cdot e_A \\ &= u^t \partial_A (hu_t) + u^\phi \partial_A (hu_\phi) + u^B d(\underline{h}\underline{u})_{AB} + \frac{1}{\rho} j^t \partial_A A_t \\ & \quad + \frac{1}{\rho} j^\phi \partial_A A_\phi + \frac{1}{\rho} j^B (dA)_{AB} + T \partial_A s = 0. \end{aligned} \quad (127)$$

Analogously to the ideal-MHD conditions, after a somewhat lengthy calculation, integrability conditions and a set of first integrals of MHD-Euler equations are derived as follows:

t -component:

$$-[\sqrt{-g}\Psi]' hu_t + \frac{1}{4\pi} A'_t B \sqrt{-g} = [\sqrt{-g}\Lambda_t](\Upsilon), \quad (128)$$

ϕ -component:

$$-[\sqrt{-g}\Psi]' hu_\phi + \frac{1}{4\pi} A'_\phi B \sqrt{-g} = [\sqrt{-g}\Lambda_\phi](\Upsilon), \quad (129)$$

where these are combined and written using another function of Υ , $\Lambda(\Upsilon)$,

$$A'_\phi hu_t - A'_t hu_\phi = \Lambda(\Upsilon) := \frac{A'_t [\sqrt{-g}\Lambda_\phi] - A'_\phi [\sqrt{-g}\Lambda_t]}{[\sqrt{-g}\Psi]'}, \quad (130)$$

x^A -components:

$$\begin{aligned} & -\frac{1}{2} [A'_\phi ([\sqrt{-g}\Psi]'' hu_t + [\sqrt{-g}\Lambda_t]') \\ & \quad - A''_\phi ([\sqrt{-g}\Psi]' hu_t + [\sqrt{-g}\Lambda_t])] \\ & \quad + A'_t ([\sqrt{-g}\Psi]'' hu_\phi + [\sqrt{-g}\Lambda_\phi]') \\ & \quad - A''_t ([\sqrt{-g}\Psi]' hu_\phi + [\sqrt{-g}\Lambda_\phi])] B_\phi \\ & \quad + \frac{1}{2} (A''_t hu_\phi - A''_\phi hu_t + \Lambda') (A'_t u^t - A'_\phi u^\phi) \rho \sqrt{-g} \\ & \quad + A'_t A'_\phi [\sqrt{-g}\Psi]' \omega_\phi + A'_t A'_\phi s' T \rho \sqrt{-g} \\ & \quad + (A'_t)^2 A'_\phi j^t \sqrt{-g} + A'_t (A'_\phi)^2 j^\phi \sqrt{-g} = 0. \end{aligned} \quad (131)$$

Derivations of Eqs. (128)–(131) are detailed in Appendix D.

For the case without meridional flow fields, $u^A = 0$, a set of first integrals for the stationary and axisymmetric system can be derived from the above set of equations by taking a limit of the stream function, $[\sqrt{-g}\Psi](\Upsilon) \rightarrow \text{constant}$. In this limit, the right-hand side of the first integral (130) becomes finite as shown in [16]. In Appendix E, we present a direct proof for the same case with pure rotational flows, since our formulation is slightly different from that in [16].

III. FORMULATION FOR NUMERICAL COMPUTATION AND NUMERICAL METHOD

In Sec. II, a set of elliptic PDEs for computing gravitational fields $\{\psi, \tilde{\beta}_a, \alpha\psi, h_{ab}\}$ and electromagnetic fields $\{\alpha\Phi_\Sigma, A_a\}$ of stationary and axisymmetric systems are derived from Einstein's and Maxwell's equations. The number of variables for gravitational fields is 11, as it is augmented with the conformal factor ψ and a condition $\tilde{\gamma} = f$ is added to determine it. The number of electromagnetic potentials is 4, and four PDEs are derived from Maxwell's equations (39). The apparent number of variables and equations matches, though there are four additional coordinate conditions (26) to be imposed on the metric and a gauge condition (76) on the electromagnetic potentials. For a set of matter and electric currents, $\{h, T, s, \rho, u^\alpha, j^\alpha\}$, 12 variables in total appear in a system of ten equations in Sec. IID which are MHD-Euler equations (43), the ideal MHD condition (44) (three components), the continuity equations for the rest-mass conservation and the current conservation, and normalization of the 4-velocity $u \cdot u = -1$. Instead of solving the equation for local thermal energy conservation and the two-parameter EOS (17) [that is, $h = h(\rho, s)$] simultaneously with the above system, we assume one-parameter (barotropic) EOS.⁹ The apparent numbers of the variables and equations for the matter and current also match. This is also the case for the derived system of algebraic equations for the first integrals and integrability conditions.

As shown in previous sections, for stationary and axisymmetric ideal MHD, the system of equations for matter and currents is integrable analytically when the t and ϕ components of the electromagnetic potential 1-form and the densitized stream function are homologous. We rewrite these equations to be solved iteratively in our numerical code.

A. Formulation for solving Maxwell's equations in ideal MHD

Our formulation is to solve the 3 + 1 decomposed Maxwell's equations in the form of elliptic equations for

⁹The component along u^α of the ideal MHD condition $F \cdot u = 0$ is trivial. The component along u^α of the relativistic MHD-Euler equation constrains the flow to be isentropic.

the electromagnetic 1-form. Those are Eqs. (70) and (72) and can be integrated by prescribing the current j^α . The ideal MHD condition constrains the four components of j^α . In particular, the t and ϕ components appearing in Eq. (131) are an inseparable combination, which is a consequence of the integrability conditions (110) requiring the potentials A_t and A_ϕ to be functions of a single master potential Υ . There are several ways to rearrange the system of equations derived in Sec. II F to compute j^α . In the rearrangement used in this paper, we choose that the master potential Υ be equal to A_ϕ . This choice is general enough to generate interesting solutions for rotating compact stars associated with mixed toroidal and poloidal magnetic fields.

1. Form of the currents

As shown in Eq. (122), Maxwell's equations relate $F^{AB} = \epsilon^{AB} B$ (98) with the x^A components of the current j^A ,

$$j^A \sqrt{-g} = \frac{1}{4\pi} \epsilon^{AB} \partial_B (\sqrt{-g} B). \quad (132)$$

$$\begin{aligned} (A'_t)^2 A'_\phi j^t \sqrt{-g} + A'_t (A'_\phi)^2 j^\phi \sqrt{-g} &= \frac{1}{2} \{ A'_\phi ([\sqrt{-g}\Psi]'' hu_t + [\sqrt{-g}\Lambda_t]') - A''_\phi ([\sqrt{-g}\Psi]' hu_t + [\sqrt{-g}\Lambda_t]) \\ &+ A'_t ([\sqrt{-g}\Psi]'' hu_\phi + [\sqrt{-g}\Lambda_\phi]') - A'_t ([\sqrt{-g}\Psi]' hu_\phi + [\sqrt{-g}\Lambda_\phi]) \} B_\phi \\ &- \frac{1}{2} (A''_t hu_\phi - A''_\phi hu_t + \Lambda') (A'_t u^t - A'_\phi u^\phi) \rho \sqrt{-g} - A'_t A'_\phi [\sqrt{-g}\Psi]' \omega_\phi - A'_t A'_\phi s' T \rho \sqrt{-g}. \end{aligned} \quad (134)$$

The above expressions for j^α are symmetric in t and ϕ , and they can be used for taking the limit as either A_t or A_ϕ approaches to a constant. When A_ϕ is not constant, one can, without loss of generality, choose $\Upsilon = A_\phi$ because A_ϕ is an arbitrary function of the master potential Υ . Since $A'_\phi = 1$ and $A''_\phi = 0$ for this case, we can derive simpler expressions for j^α with the help of Eqs. (114) and (129);

$$j^A \sqrt{-g} = ([\sqrt{-g}\Psi]'' hu_\phi + [\sqrt{-g}\Lambda_\phi]') \delta^{AB} B_B - [\sqrt{-g}\Psi]' \delta^{AB} \omega_B, \quad (135)$$

$$\begin{aligned} j^\phi \sqrt{-g} + A'_t j^t \sqrt{-g} &= ([\sqrt{-g}\Psi]'' hu_\phi + [\sqrt{-g}\Lambda_\phi]') B_\phi - [\sqrt{-g}\Psi]' \omega_\phi \\ &- (A''_t hu_\phi + \Lambda') \rho u^t \sqrt{-g} - s' T \rho \sqrt{-g}, \end{aligned} \quad (136)$$

where δ^{AB} is the Kronecker delta, and B_A and ω_A defined in Eqs. (96) and (103) are substituted.

2. Calculation of j^i

Among the four components of the current j^α , there are three independent components; the t and ϕ components

Multiplying Eq. (132) by $A'_t A'_\phi$ and using the first integral of the t and ϕ components of MHD-Euler equations (128) and (129), we have

$$\begin{aligned} A'_t A'_\phi j^A \sqrt{-g} &= -\frac{1}{2} [A'_\phi ([\sqrt{-g}\Psi]'' hu_t + [\sqrt{-g}\Lambda_t]') \\ &- A''_\phi ([\sqrt{-g}\Psi]' hu_t + [\sqrt{-g}\Lambda_t])] \\ &+ A'_t ([\sqrt{-g}\Psi]'' hu_\phi + [\sqrt{-g}\Lambda_\phi]') \\ &- A'_t ([\sqrt{-g}\Psi]' hu_\phi + [\sqrt{-g}\Lambda_\phi])] \epsilon^{AB} \partial_B \Upsilon \\ &+ \frac{1}{2} A'_\phi [\sqrt{-g}\Psi]' \epsilon^{AB} \partial_B (hu_t) \\ &+ \frac{1}{2} A'_t [\sqrt{-g}\Psi]' \epsilon^{AB} \partial_B (hu_\phi). \end{aligned} \quad (133)$$

The combination of the t - and ϕ -components of the current j^α has a similar form as above; from the first integral of the MHD-Euler equations (131), we have

appear to be a combination as in Eq. (136). Therefore, we propose using the t -component of Maxwell's equations to determine the t -component of the current j^t . From Eq. (55), using the relations $\rho_\Sigma = -j^\alpha n_\alpha = \alpha j^t$ and $D_a F^a = \psi^{-6} \mathring{D}_a (\psi^6 F^a)$, j^t is written

$$j^t = \frac{1}{4\pi\alpha\psi^6} \mathring{D}_a (\psi^6 F^a) = \frac{1}{4\pi\alpha\psi^6} \mathring{D}_a (\psi^2 \tilde{\gamma}^{ab} F_b). \quad (137)$$

Then, we move the j^t term in Eq. (136) to the right-hand side to isolate j^ϕ and use this j^ϕ as source of the spatial components of Maxwell's equations (72) for evaluating A_a . This method works because j^t is related to A_t under a choice of $\Upsilon = A_\phi$ and hence A_t is a prescribed function of A_ϕ , $A_t = A_t(A_\phi)$ on the support of ideal MHD fluid; that is, F_a in Eq. (137) is related to A_t through Eq. (65) as

$$F_a = \frac{1}{\alpha} \mathcal{L}_\beta A_a + \frac{1}{\alpha} D_a (-A_t(\Upsilon) + A_a \beta^a), \quad (138)$$

since $A_t = -\alpha \Phi_\Sigma + A_a \beta^a$.

In actual computations, we also solve the n^α component of Maxwell's equations (70) to cross-check the consistency of this method by comparing a solution and a prescribed

function $A_r(A_\phi)$. It is also necessary to solve (70) in the electro-vacuum spacetime outside of the compact stars because the above argument is valid only on the support of ideal MHD fluid.

B. Elliptic PDE solver

As discussed in a series of papers [20,29,32], one of the basic concepts of the COCAL code is to develop a simple and straightforward numerical method for computing datasets on a 3D slice Σ . Our idea is to formulate vectorial or tensorial elliptic PDEs in terms of Cartesian components and apply the same elliptic PDE solver as that for the elliptic PDE of a scalar function on spherical coordinates (r, θ, ϕ) . Our scalar elliptic PDE solver, for example, for Eq. (25), uses a multipole expansion of the Green's function,

$$\Phi(\mathbf{x}) = -\frac{1}{4\pi} \int_V \frac{\mathcal{S}(\mathbf{x}')}{|\mathbf{x} - \mathbf{x}'|} d^3x' + \chi(\mathbf{x}), \quad (139)$$

where \mathbf{x} and \mathbf{x}' are points in V , $\mathbf{x}, \mathbf{x}' \in V \subset \Sigma$,

$$\begin{aligned} \frac{1}{|\mathbf{x} - \mathbf{x}'|} &= \sum_{\ell=0}^{\infty} \frac{r_{<}^{\ell}}{r_{>}^{\ell+1}} \sum_{m=0}^{\ell} \epsilon_m \frac{(\ell-m)!}{(\ell+m)!} \\ &\times P_{\ell}^m(\cos\theta) P_{\ell}^m(\cos\theta') \cos m(\varphi - \varphi'), \end{aligned} \quad (140)$$

where $r_{>} := \sup\{r, r'\}$, $r_{<} := \inf\{r, r'\}$, $\epsilon_m = 1$ for $m = 0$, $\epsilon_m = 2$ for $m \geq 1$, and $P_{\ell}^m(\cos\theta)$ are the associated Legendre functions. We will truncate the expansion in ℓ at a certain positive integer L so that $0 \leq \ell \leq L$.¹⁰

The function $\chi(\mathbf{x})$ in Eq. (139) is a homogeneous solution, $\Delta\chi(\mathbf{x}) = 0$, to be used for imposing boundary conditions on $\Phi(\mathbf{x})$. The function $\chi(\mathbf{x})$ may be included in the Green's function, if the boundary is a concentric sphere on the spherical coordinate [32]. For this particular problem, that is, computations of compact stars that have flat asymptotics, among all elliptic PDEs, Eqs. (21)–(24), (34)–(37), (70)–(73), and (80), all of them except for one can be integrated setting $\chi(\mathbf{x})$ to be constant, since errors introduced to the potential are negligible if the boundary of the computational domain is taken far enough from the source. An exception for the choice for $\chi(\mathbf{x})$ is Eq. (70) to determine $\alpha\Phi_{\Sigma}$.

As mentioned in the previous subsection, Φ_{Σ} is related to A_r , and A_r is determined from the integrability condition $A_r = A_r(A_\phi)$ on the support of the ideal MHD fluids and from Maxwell's equations on electro-vacuum spacetime

¹⁰Obviously, in the present aim for computing axisymmetric configurations, it is not necessary to expand in the azimuthal angle ϕ . The Cartesian components of vector or tensor variables have trivial dependencies on ϕ , which may be easily integrated analytically. We, however, keep ϕ dependencies in the formulation and the ϕ integrals as Eq. (139) in the numerical code for future extensions.

outside of the fluids. We also assume that A_ϕ as well as its derivatives are continuous across the stellar surface, while A_r and hence $\alpha\Phi_{\Sigma}$ are continuous across the surface but their derivatives are not. Therefore, in solving $\alpha\Phi_{\Sigma}$, we impose a boundary condition not only at the boundary of the computational domain but also at the stellar surface. Our idea to impose the boundary condition at the stellar surface is essentially the same as the one described in Sec 3.1 of [7].

We assume that the stellar surface is a single valued function of spherical coordinates θ and ϕ as $r = R(\theta, \phi)$, the origin $r = 0$ of which is placed inside of the star. The homogenous solution $\chi(\mathbf{x})$ outside of fluid support is regular at $r \rightarrow \infty$, that is, $\chi \propto r^{-\ell-1}$ for $r \geq R(\theta, \phi)$, and $\chi(\mathbf{x})$ is determined so that Eq. (139) (in which Φ is replaced by $\alpha\Phi_{\Sigma}$) satisfies the boundary value

$$(\alpha\Phi_{\Sigma})^B := [A_r(A_\phi) + A_a\beta^a]|_{r=R(\theta,\phi)}. \quad (141)$$

To achieve this, we expand $\chi(\mathbf{x})$ with coefficients $(a_{\ell m}, b_{\ell m})$ as

$$\chi(\mathbf{x}) = \sum_{\ell=0}^{\infty} \sum_{m=0}^{\ell} \frac{1}{r^{\ell+1}} \mathcal{Y}_{\ell}^m(\theta) (a_{\ell m} \cos m\phi + b_{\ell m} \sin m\phi), \quad (142)$$

where $\mathcal{Y}_{\ell}^m(\theta)$ is defined by

$$\mathcal{Y}_{\ell}^m(\theta) = \sqrt{\frac{\epsilon_m(2\ell+1)(\ell-m)!}{4\pi(\ell+m)!}} P_{\ell}^m(\cos\theta) \quad (143)$$

and the expansion in ℓ is also truncated at L here. To determine $(a_{\ell m}, b_{\ell m})$ from imposing boundary conditions, we apply the method of least squares. Writing the boundary value of the volume integral term in Eq. (139),

$$I^B := -\frac{1}{4\pi} \int_V \frac{\mathcal{S}(\mathbf{x}')}{|\mathbf{x} - \mathbf{x}'|} \Big|_{r=R(\theta,\phi)} d^3x', \quad (144)$$

and $\chi^B = \chi(\mathbf{x})|_{r=R(\theta,\phi)}$, we define the squared residuals,

$$I := \frac{1}{2} \sum_{\theta_j, \phi_k} [(\alpha\Phi_{\Sigma})^B - (I^B + \chi^B)]^2, \quad (145)$$

and apply the method of least squares to minimize I ; that is, we solve a linear system,

$$\frac{\partial I}{\partial a_{\ell m}} = 0 \quad \text{and} \quad \frac{\partial I}{\partial b_{\ell m}} = 0, \quad (146)$$

to determine a set of coefficients $(a_{\ell m}, b_{\ell m})$. In Eq. (145), a summation is taken over all grid points (θ_j, ϕ_k) , which will

be introduced in a later section, and ℓ is also truncated here, $0 \leq \ell \leq L$.

C. Equations for the matter variables

Finally, we introduce final forms of the first integrals and integrability conditions which are suitable for the self-consistent field (SCF) iteration scheme used in our numerical method.

We assume the one-parameter EOS to have a single independent thermodynamic variable for simplicity and assume homentropic flow, $s(\Upsilon) = \text{constant}$. Because of these choices, we have five independent variables for the matter $\{h, u^\alpha\}$. In the following, the 4-velocity u^α may also be written in $3 + 1$ form,

$$u^\alpha = u^t(t^\alpha + v^\alpha) = u^t(\alpha n^\alpha + \beta^\alpha + v^\alpha), \quad (147)$$

where v^α is the spatial component of the velocity that satisfies $v^\alpha \nabla_\alpha t = 0$ and both expressions u^α and v^α (or v^A) are mixedly used. The meridional components u^A are written $u^A = u^t v^A$.

Assuming a choice $\Upsilon = A_\phi$, a possible arrangement of equations for the SCF iteration of hydrodynamic variables becomes as follows.

For the meridional velocity u^A , the rest-mass conservation (89) is used:

$$\begin{aligned} u^A &= \frac{1}{\rho \sqrt{-g}} \epsilon^{AB} \partial_B [\sqrt{-g} \Psi](\Upsilon) \\ &= \frac{1}{\rho \alpha \psi^6 \sqrt{\tilde{\gamma}}} [\sqrt{-g} \Psi]' \epsilon^{AB} \partial_B A_\phi. \end{aligned} \quad (148)$$

For the t -component of the 4-velocity, u^t , the norm $u \cdot u = -1$ is used:

$$u^t = \frac{1}{[\alpha^2 - \psi^A \tilde{\gamma}_{ab} (v^a + \beta^a)(v^b + \beta^b)]^{1/2}}. \quad (149)$$

For the ϕ -component of the 4-velocity, u^ϕ , the x^A component of ideal MHD condition (114) is used:

$$\begin{aligned} u^\phi &= \frac{[\sqrt{-g} \Psi]' B_\phi}{A'_\phi \rho \sqrt{-g}} - \frac{A'_t}{A'_\phi} u^t \\ &= \frac{[\sqrt{-g} \Psi]' B_\phi}{\rho \alpha \psi^6 \sqrt{\tilde{\gamma}}} - A'_t u^t. \end{aligned} \quad (150)$$

For a thermodynamic variable, the enthalpy h , the combination of t - and ϕ -components of MHD-Euler equations (130) is used:

$$h = \frac{\Lambda}{A'_\phi u_t - A'_t u_\phi} = \frac{\Lambda}{u_t - A'_t u_\phi}. \quad (151)$$

As mentioned earlier, even in the case of no meridional flows (purely rotational flows), $u^A = 0$ and $[\sqrt{-g} \Psi](\Upsilon) =$

constant, the above set of equations for matter is valid, and Eq. (151) can be used as the same form (see Appendix D).

D. Assumptions for arbitrary functions

To specify a model of a rotating star, a concrete form of each arbitrary function that appears in the integrability conditions (110) and in the first integrals (128)–(130) has to be prescribed. We partly follow a choice made in [33] for these functions, which are used in our previous paper [11], but we also introduce new functional forms below. As mentioned in Sec. III A 1, we choose $\Upsilon = A_\phi$ as the independent variable instead of the master potential Υ .

1. Smoothed step function

We introduce a class of a two-parameter sigmoid function $\Xi'(x; b, c)$ that varies from 0 to 1 in a region $x \in [0, 1]$ of which the transition width is b ($0 < b < 1$) and transition center c ($0 < c < 1$),

$$\Xi'(x; b, c) = \frac{1}{2} \left[\tanh \left(\frac{x}{b} - c \right) + 1 \right], \quad (152)$$

and its integral $\Xi(x; b, c)$,

$$\Xi(x; b, c) = \frac{1}{2} \left[b \ln \cosh \left(\frac{x}{b} - c \right) + x \right] + \text{constant}. \quad (153)$$

We make use of these functions in a region where A_ϕ varies on the fluid support and its contour is closed as will be explained later. Functions $\Xi'(A_\phi)$ and $\Xi(A_\phi)$ are defined by

$$\Xi'(A_\phi) = \frac{1}{2} \left[\tanh \left(\frac{1}{b} \frac{A_\phi - A_{\phi,S}^{\max}}{A_\phi^{\max} - A_{\phi,S}^{\max}} - c \right) + 1 \right], \quad (154)$$

and

$$\begin{aligned} \Xi(A_\phi) &= \frac{1}{2} \left[b (A_\phi^{\max} - A_{\phi,S}^{\max}) \right. \\ &\quad \left. \times \ln \cosh \left(\frac{1}{b} \frac{A_\phi - A_{\phi,S}^{\max}}{A_\phi^{\max} - A_{\phi,S}^{\max}} - c \right) + A_\phi \right]. \end{aligned} \quad (155)$$

The smoothed step function $\Xi'(A_\phi)$ varies on a region $A_\phi \in [A_{\phi,S}^{\max}, A_\phi^{\max}]$, where A_ϕ^{\max} and $A_{\phi,S}^{\max}$ are the maximum values of A_ϕ on the fluid support and that on the stellar surface, respectively. Here, $A_\phi^{\max} > A_{\phi,S}^{\max}$ is assumed. Note that Eqs. (154) and (155) are not a mere substitution of

$$x = \frac{A_\phi - A_{\phi,S}^{\max}}{A_\phi^{\max} - A_{\phi,S}^{\max}} \quad (156)$$

to Eqs. (152) and (153), since the prime of Eq. (154) is with respect to A_ϕ , not x , and a constant of integration in Eq. (155) is chosen appropriately.

The parameters (b, c) determine the width and position of the transition of Ξ' and are set to be $(b, c) = (0.2, 0.5)$ in the following applications. Other types of smooth step functions such as those made from Hermite interpolation polynomials could be used in the same manner.

2. Models

For the function $\Lambda(A_\phi)$, we choose

$$\Lambda = -\Lambda_0 \Xi(A_\phi) - \Lambda_1 A_\phi - \mathcal{E}, \quad (157)$$

where Λ_0 , Λ_1 , and \mathcal{E} are constants. Λ_0 and Λ_1 are set by hand, while \mathcal{E} is calculated from a condition to be imposed on a solution. In case of pure rotational flows without magnetic fields, the constant \mathcal{E} agrees with the injection energy [6].

For the function $A_t(A_\phi)$, we choose

$$A_t = -\Omega_c A_\phi + C_e, \quad (158)$$

where C_e is a constant that relates to the net electric charge of the star, and Ω_c is a constant. As discussed in [33], the choice of the first term corresponds to the rigid rotation in the limits of $[\sqrt{-g}\Psi]' \rightarrow 0$ or $B_\phi \rightarrow 0$, because of relation (115).

The current (135) and (136) involve terms with a derivative of function $[\sqrt{-g}\Lambda_\phi](A_\phi)$ coupled with the magnetic fields. Since we assume no electric current outside of the star, $[\sqrt{-g}\Lambda_\phi]'(A_\phi)$ has to vanish outside of the fluid support. This is why we prepare a smooth function that varies between $[0, 1]$ in a region $A_\phi \in [A_{\phi,S}^{\max}, A_\phi^{\max}]$ as in Sec. III D 1. We choose a smooth function,

$$[\sqrt{-g}\Lambda_\phi] = \Lambda_{\phi 0} \Xi(A_\phi), \quad (159)$$

$$[\sqrt{-g}\Lambda_\phi]' = \Lambda_{\phi 0} \Xi'(A_\phi), \quad (160)$$

where the parameter $\Lambda_{\phi 0}$ is the range of the function, $[\sqrt{-g}\Lambda_\phi]'(A_\phi) \in [0, \Lambda_{\phi 0}]$ set by hand.

In the later sections, we only present solutions without the meridional circulation flows; hence for $[\sqrt{-g}\Psi](A_\phi)$, we set

$$[\sqrt{-g}\Psi] = \text{constant}, \quad (161)$$

$$[\sqrt{-g}\Psi]' = 0. \quad (162)$$

We have also tested a few models for $[\sqrt{-g}\Psi](A_\phi)$ and successfully computed solutions with meridional flows, although so far we have calculated solutions of which the meridional flows do not affect equilibrium of the stars. For example, we may choose the same form as Eqs. (159) and (160),

$$[\sqrt{-g}\Psi] = a_\Psi \Xi(A_\phi), \quad (163)$$

$$[\sqrt{-g}\Psi]' = a_\Psi \Xi'(A_\phi), \quad (164)$$

where a_Ψ is a parameter to be set by hand.

3. Differentially rotating models

When magnetic fields and meridional flows exist inside of compact stars, Eq. (150) implies that the stellar rotation $\Omega := u^\phi/u^t$ becomes inevitably differential in general because a combination $B_\phi/\rho\sqrt{-g}$ is not a function of A_ϕ or Υ . When there is no meridional flow $u^A = 0$, $[\sqrt{-g}\Psi]' = 0$, on the other hand, the form of the function A_t (158) results in a uniform rotation as mentioned.

It seems that the latter case with no meridional flows $[\sqrt{-g}\Psi]' = 0$ is sometimes misinterpreted in the literature, as stated in [7], that only the uniform rotation $\Omega = \text{constant}$ is allowed in this case. This statement seems to have been made because a distribution of A_ϕ usually becomes toroidal and hence such a toroidal differential rotation $\Omega(A_\phi)$ was considered to be unnatural. Such differential rotation laws in which Ω depends on Υ (or A_ϕ) are, however, allowed mathematically and may not necessarily be too unrealistic to be rejected. For example, one can assume moderate, or weak, differential rotations,

$$\frac{u^\phi}{u^t} = \frac{A_t'}{A_\phi'} := \Omega_c + \delta\Omega(\Upsilon), \quad (165)$$

by setting $\max |\delta\Omega(\Upsilon)|$ to be a few tens of percent, or less, of Ω_c . Various rotation laws can also be used for the case with meridional flow $u^A \neq 0$ (that is, $[\sqrt{-g}\Psi]' \neq 0$), but it is more likely that some kind of instability such as the magnetorotational instability may be induced.

4. Other models

In our previous paper [11], the functional form for $A_t(A_\phi)$ was chosen the same as Eq. (158), and for the function $\Lambda(A_\phi)$, Λ_0 was set to be zero in Eq. (157). Our previous choices for $[\sqrt{-g}\Lambda_\phi](A_\phi)$ and $[\sqrt{-g}\Psi](A_\phi)$ in [11] were taken from those used in [33]. For $[\sqrt{-g}\Lambda_\phi]$, we have chosen

$$[\sqrt{-g}\Lambda_\phi] = \frac{a}{k+1} (A_\phi - A_{\phi,S}^{\max})^{k+1} \Theta(A_\phi - A_{\phi,S}^{\max}), \quad (166)$$

$$[\sqrt{-g}\Lambda_\phi]' = a (A_\phi - A_{\phi,S}^{\max})^k \Theta(A_\phi - A_{\phi,S}^{\max}), \quad (167)$$

where values of the constant coefficient a and index k are set by hand and $\Theta(x)$ is the Heaviside function. In [33], it was found that the solutions have comparable strength in poloidal and toroidal components of magnetic fields when the index is about $k = 0.1$. We replace Eqs. (166) and (167) with Eqs. (159) and (160) to bring a smoothness as well as

better control in the behavior of the functional forms, although either choice of the function reproduces qualitatively the same set of solutions. Also in [11], for $[\sqrt{-g}\Psi](A_\phi)$, we have chosen

$$[\sqrt{-g}\Psi] = \frac{a_\Psi}{p+1} (A_\phi - A_\phi^{\max})^{p+1} \Theta(A_\phi - A_\phi^{\max}), \quad (168)$$

$$[\sqrt{-g}\Psi]' = a_\Psi (A_\phi - A_\phi^{\max})^p \Theta(A_\phi - A_\phi^{\max}), \quad (169)$$

where the values of constant coefficient a_Ψ and index p are given by hand, for which we set $p = 1$ following [33].

E. Alternative form of the first integral of MHD-Euler equations under pure rotational flows

When the flow fields are pure rotational $u^A = 0$, the 4-velocity u^α becomes

$$u^\alpha = u^t(t^\alpha + \Omega\phi^\alpha) = u^t k^\alpha. \quad (170)$$

For the stationary and axisymmetric perfect-fluid spacetime *without* magnetic fields, the first integral of the relativistic Euler equations can be derived as a consequence of the Cartan identity (2). For the simplest uniformly rotating case, $\Omega = \text{constant}$, the helical vector $k = t + \Omega\phi$ becomes a Killing vector. Then, the Euler equations are written, with the help of Eq. (2),

$$\begin{aligned} u \cdot d(h\underline{u}) &= u^t[\mathcal{L}_k h\underline{u} - d(k \cdot h\underline{u})] \\ &= -u^t d(k \cdot h\underline{u}) = 0, \end{aligned} \quad (171)$$

and hence the first integral is derived as $h\underline{u} \cdot k = \text{constant}$. This relation is used for determining a thermodynamic variable, the enthalpy h in this case, of uniformly rotating nonmagnetized stars.

In the presence of magnetic fields, the corresponding first integral (130) [or (E19)] for determining the relativistic enthalpy h , in place of the above relation $h\underline{u} \cdot k = \text{constant}$, was not derived from the Cartan identity (2) as discussed in previous sections. We show an alternative derivation of the first integral of ideal MHD flow using the Cartan identity (2), which is valid only for the case of pure rotational flows (170).

The canonical momentum, $\pi_\alpha = hu_\alpha$, respects the symmetries $\mathcal{L}_t \pi_\alpha = \mathcal{L}_\phi \pi_\alpha = 0$. Although the angular velocity Ω is a certain function which also respects the symmetries $\mathcal{L}_t \Omega = \mathcal{L}_\phi \Omega = 0$, $\Omega\phi^\alpha$ is not a Killing vector. Hence for a certain p -form Q , a relation,

$$\mathcal{L}_{\Omega\phi} Q = \Omega \mathcal{L}_\phi Q + d\Omega \wedge (\phi \cdot Q), \quad (172)$$

is satisfied. Then, the first term of the MHD-Euler equations (43) divided by the enthalpy h becomes

$$\begin{aligned} \frac{u}{h} \cdot d(h\underline{u}) &= \frac{u^t}{h} k \cdot d(h\underline{u}) = \frac{u^t}{h} [\mathcal{L}_k d(h\underline{u}) - d(k \cdot h\underline{u})] \\ &= \frac{u^t}{h} [d\Omega \wedge (\phi \cdot h\underline{u}) - d(k \cdot h\underline{u})] \\ &= u^t u_\phi d\Omega + \frac{u^t}{h} d\left(\frac{h}{u^t}\right). \end{aligned} \quad (173)$$

Hence, Eq. (43) is rewritten,

$$d \ln \frac{h}{u^t} + u^t u_\phi d\Omega - \frac{T}{h} ds + \frac{1}{\rho h} j \cdot dA = 0. \quad (174)$$

Substituting the current (124), the t - and ϕ -components of Eq. (174) become

t -component:

$$j \cdot dA \cdot t = j \cdot [-\mathcal{L}_t A + d(t \cdot A)] = j^A \partial_A A_t = 0, \quad (175)$$

ϕ -component:

$$j \cdot dA \cdot \phi = j \cdot [-\mathcal{L}_\phi A + d(\phi \cdot A)] = j^A \partial_A A_\phi = 0. \quad (176)$$

Above, we used $t \cdot dQ = 0$ and $\phi \cdot dQ = 0$ for a scalar Q . For the x^A -components, we combine Eq. (174) dotted with the basis e_A ,

$$\left(d \ln \frac{h}{u^t} + u^t u_\phi d\Omega - \frac{T}{h} ds + \frac{1}{\rho h} j \cdot dA \right) \cdot e_A = 0, \quad (177)$$

and

$$\begin{aligned} j \cdot dA \cdot e_A &= \{j^t[\mathcal{L}_t A - d(t \cdot A)] + j^\phi[\mathcal{L}_\phi A - d(\phi \cdot A)] \\ &\quad + j^B e_B \cdot dA\} \cdot e_A \\ &= -j^t e_A \cdot dA_t - j^\phi e_A \cdot dA_\phi - j^B (dA)_{AB} = 0, \end{aligned} \quad (178)$$

x^A -component:

$$\begin{aligned} \partial_A \ln \frac{h}{u^t} - \frac{T}{h} \partial_A s + u^t u_\phi \partial_A \Omega \\ - \frac{1}{\rho h} [j^t \partial_A A_t + j^\phi \partial_A A_\phi + j^B (dA)_{AB}] = 0, \end{aligned} \quad (179)$$

where $e_A \cdot dQ = \partial_A Q$ for a scalar Q .

Substituting the x^A -components of Maxwell's equations (122) to the t and ϕ components of MHD-Euler equations (175) and (176),

$$\epsilon^{AB} \partial_B (\sqrt{-g} B) \partial_A A_t = 0, \quad (180)$$

$$\epsilon^{AB} \partial_B (\sqrt{-g} B) \partial_A A_\phi = 0, \quad (181)$$

the integrability conditions,

$$\begin{aligned} A_t &= A_t(\Upsilon), & A_\phi &= A_\phi(\Upsilon), \\ \text{and } \sqrt{-g} B &= [\sqrt{-g} B](\Upsilon), \end{aligned} \quad (182)$$

are derived. Hence, using Eqs. (122) and (97), the current term of x^A -components (179) becomes

$$j^B(dA)_{AB} = -\frac{1}{4\pi\sqrt{-g}}B_\phi[\sqrt{-g}B]'\partial_A\Upsilon. \quad (183)$$

Substituting Eq. (183) and the integrability conditions (182) for A_t and A_ϕ and (115) for Ω into Eq. (179), we have x^A -component:

$$\partial_A \ln \frac{h}{u^t} - \frac{T}{h} \partial_A s + \left[u^t u_\phi \Omega' - \frac{1}{\rho h} \left(A'_t j^t + A'_\phi j^\phi - \frac{1}{4\pi\sqrt{-g}} B_\phi [\sqrt{-g}B]' \right) \right] \partial_A \Upsilon = 0. \quad (184)$$

To derive a first integral of this Eq. (184), we have a few choices to reduce the first two terms: we may assume any of

- (i) $s = \text{constant}$,
- (ii) $T/h = [T/h](s)$,
- (iii) $\rho h = [\rho h](p)$ with $dh - Tds = dp/\rho$, or
- (iv) $s = s(\Upsilon)$.

Then, the following argument goes analogously. Here, we assume a homentropic fluid, $s = \text{constant}$, for simplicity and rewrite Eq. (184),

$$d \ln \frac{h}{u^t} = \lambda d\Upsilon, \quad (185)$$

or we separate the contribution of differential rotation by defining $j(\Omega) := u^t u_\phi$ and rewrite

$$d \ln \frac{h}{u^t} + [j(\Omega)\Omega' - \lambda] d\Upsilon = 0. \quad (186)$$

From the converse of the Poincaré lemma, the integrability condition becomes

$$\lambda = \lambda(\Upsilon). \quad (187)$$

For the latter Eq. (186), the arbitrary function $\lambda(\Upsilon)$ is related to the current as

$$A'_t j^t + A'_\phi j^\phi = \rho h \lambda + \frac{1}{4\pi\sqrt{-g}} B_\phi [\sqrt{-g}B]', \quad (188)$$

and the first integral is written

$$\ln \frac{h}{u^t} + \int j(\Omega) d\Omega(\Upsilon) - \int \lambda(\Upsilon) d\Upsilon = \mathcal{E}, \quad (189)$$

where \mathcal{E} is a constant.

We have implemented this formulation, assuming $\Upsilon = A_\phi$ and $\Omega = \text{constant}$,

$$\frac{h}{u^t} = \mathcal{E} e^{-\Lambda}, \quad \text{where } \Lambda = \Lambda(A_\phi), \quad (190)$$

and although we do not show the result in this paper, we

have computed a few solutions which agree well with those calculated from Eq. (151).

F. Remarks on numerical method

1. Finite difference and iteration

Given the forms of functions presented in Sec. III D, a set of integral equations of the field equations (139) and algebraic equations arranged from the first integrals and integrability conditions (148)–(151) derived in Sec. III B and III C are a full system of equations for computing magnetized rotating compact stars. These equations are discretized on spherical coordinates $(r, \theta, \phi) \in [r_a, r_b] \times [0, \pi] \times [0, 2\pi]$ that cover a star and an asymptotic region, where the origin $r_a = 0$ is located at the center of the star. Then, a self-consistent field iteration method is applied to calculate a converged solution. The numerical code is developed in the COCAL code extending a previously developed rotating compact star code in which the waveless formulation is used [13,20,32]. A numerical method used in the present code for magnetized compact stars, including setups for coordinate grid points and grid spacing, finite difference schemes for derivatives and integrals, and the self-consistent iteration scheme, are common with the above-mentioned rotating compact star code in COCAL. Readers who are interested in the details of the code are advised to consult [20,32].

In Table I, we reproduce a list of relevant parameters for the coordinate grids presented in previous papers [20,32] and, in Table II, present the numbers of grid points and other grid parameters used in actual computations shown in the later sections. An important difference from the previous calculations for nonmagnetized rotating stars is the inclusion of higher multipoles and higher resolution in the θ direction. As we will see below, stronger toroidal magnetic fields tend to concentrate near the equatorial plane; hence, it is necessary to increase the number of terms in the multipole expansion in (140) and (142) to as high as $L \gtrsim 30$, and accordingly the grid points in the θ direction to $N_\theta \gtrsim 144$.

TABLE I. Summary of grid parameters.

r_a :	Radial coordinate where the radial grids start.
r_b :	Radial coordinate where the radial grids end.
r_c :	Radial coordinate between r_a and r_b where the radial grid spacing changes.
N_r :	Number of intervals Δr_i in $r \in [r_a, r_b]$.
N_r^f :	Number of intervals Δr_i in $r \in [r_a, 1]$.
N_r^m :	Number of intervals Δr_i in $r \in [r_a, r_c]$.
N_θ :	Number of intervals $\Delta \theta_j$ in $\theta \in [0, \pi]$.
N_ϕ :	Number of intervals $\Delta \phi_k$ in $\phi \in [0, 2\pi]$.
L :	Order of included multipoles.

TABLE II. Grid parameters used for computing magnetized rotating compact stars. Resolution types SD12-SD3 are used for computing model P2, and SE12-SE3 are for P1 and P3. Normalized radial coordinates r_a , r_b , and r_c are in the unit of equatorial radius R_0 (in coordinate length).

Type	r_a	r_b	r_c	N_r^f	N_r^m	N_r	N_θ	N_ϕ	L
SD12	0.0	10^6	1.1	60	66	144	72	48	30
SD2	0.0	10^6	1.1	80	88	192	96	48	30
SD23	0.0	10^6	1.1	120	132	288	144	48	30
SD3	0.0	10^6	1.1	160	176	384	192	48	30
SE12	0.0	10^6	1.1	60	66	144	96	48	40
SE2	0.0	10^6	1.1	80	88	192	128	48	40
SE23	0.0	10^6	1.1	120	132	288	192	48	40
SE3	0.0	10^6	1.1	160	176	384	256	48	20, 30, 40
SE3p	0.0	10^6	1.1	160	176	384	256	60	50
SE3t	0.0	10^6	1.1	160	176	384	384	60	50
SE3tp	0.0	10^6	1.1	160	176	384	384	72	60

Typically, with the grid setup SE3 $L = 40$ in Table II, it takes 6 min per one iteration using one CPU thread of Xeon E5-2687W v3 3.1 GHz, and for a convergence about 500–1000 iterations are required.

2. Parameters

In our formulation, parameters to specify a magnetized rotating model appear in the integrability conditions shown in Sec. III D 2. For the case without meridional flows, those are Λ_0 , Λ_1 , and \mathcal{E} in Eq. (157); Ω_c and C_e in Eq. (158); and $\Lambda_{\phi 0}$ in Eq. (159). A set of parameters b and c contained in smooth step functions $\Xi(A_\phi)$ in Eqs. (157) and (159) may be distinct in general but is set to have the same value in both equations. In addition to these parameters, we augment the number of parameters by introducing an equatorial radius R_0 in coordinate length for rescaling the radial coordinate r [34].

Another set of parameters is introduced from the EOS, which is also one of the integrability conditions. In COCAL, a piecewise polytropic EOS and a variant of such a piecewise EOS to model, for example, quark matter, are implemented [35]. In this paper, we simply use a (single segment) polytropic EOS,

$$p = K\rho^\Gamma, \quad (191)$$

TABLE III. Quantities of a TOV solution in $G = c = M_\odot = 1$ units for the polytropic EOS $p = K\rho^\Gamma$ with $\Gamma = 2$ and 3. The values of maximum-mass models of the corresponding EOS parameters are listed, where p_c and ρ_c are the pressure and the rest-mass density at the center, M_0 is the rest mass, M the gravitational mass, and M/R the compactness (a ratio of the gravitational mass to the circumferential radius). The polytropic constant K is chosen so that the value of M_0 becomes $M_0 = 1.5$ at the compactness $M/R = 0.2$. To convert a unit of ρ_c to the cgs, multiply the values by $M_\odot(GM_\odot/c^2)^{-3} \approx 6.176393 \times 10^{17} \text{ g cm}^{-3}$.

Γ	$(p/\rho)_c$	ρ_c	M_0	M	M/R	Models
2	0.318244	0.00448412	1.51524	1.37931	0.214440	P1, P2
3	0.827497	0.00415972	2.24295	1.84989	0.316115	P3

which introduces two parameters, the polytropic constant K and the (constant) index Γ .

The values of the parameters $\{\Lambda_0, \Lambda_1, \Lambda_{\phi 0}, b, c\}$ are prescribed and control the strength of electromagnetic fields. As in the computations of nonmagnetized rotating compact stars, three parameters, $\{\mathcal{E}, \Omega_c, R_0\}$, are determined from three conditions, which are a given value of the maximum rest-mass density ρ_c , at (or near) the center of the star; the normalization of the equatorial radius, r_{eq} , as $r_{\text{eq}}/R_0 = 1$; and the given value for the deformation r_p/r_{eq} at the north pole, r_p . These conditions are imposed on Eq. (151), and the resulting set of three algebraic equations is simultaneously solved to determine $\{\mathcal{E}, \Omega_c, R_0\}$ during iteration.

Finally, the parameter C_e in Eq. (158) is left to be determined. We fix this value from the condition that the asymptotic (net) electric charge Q vanishes,

$$Q = \frac{1}{4\pi} \int_\infty F^{\alpha\beta} dS_{\alpha\beta}, \quad (192)$$

where \int_∞ is the surface integral over a sphere S_r with radius r , in the limit, $\int_\infty := \lim_{r \rightarrow \infty} \int_{S_r}$. This integral is evaluated at a large radius of our computational region, typically $r \sim 10^4 R_0$, at every 30 iterations; then, the secant method is applied to find a solution of C_e to have $Q = 0$. One can also compute a charged solution with setting a finite value to Q .

IV. RESULTS

In [11], we presented preliminary results for relativistic rotating star solutions associated with mixed poloidal and toroidal magnetic fields. As mentioned in Sec. III D, we modified the form of arbitrary functions from those used in [11]. We also improved numerical codes to maintain expected accuracy; for example, the virial relation is satisfied in higher precision. The numerical computations presented below are performed using smaller to larger numbers of grid points and multipoles as shown in Tables I and II for studying the convergence of the solutions.

In the following computations, we choose the polytropic EOS (191) with indices $\Gamma = 2$ or 3 and the constant K so that the compactness of a spherical solution having rest mass $M_0 = 1.5 M_\odot$ becomes $M/R = 0.2$. Reference quantities for the Tolman-Oppenheimer-Volkov (TOV) solutions for these EOS are tabulated in Table III. For

TABLE IV. Listed are parameters of functions in the integrability conditions (157) and (159) and of EOS (191), used in computing solutions presented in Fig. 1 and Tables V and VI.

Models	Λ_0	Λ_1	$\Lambda_{\phi 0}$	b	c	Γ
P1	-3.0	0.3	2.3	0.2	0.5	2
P2	-1.7	0.1	1.7	0.2	0.5	2
P3	-0.2	0.3	1.0	0.2	0.5	3

the model parameters to determine the strength of electromagnetic fields, we choose three sets listed in Table IV. To our knowledge, since our first paper [11] was published, COCAL is the only code that can calculate fully relativistic rotating compact stars associated with mixed poloidal and toroidal magnetic fields without any approximation in the formulation other than assumptions of stationarity and axisymmetry.

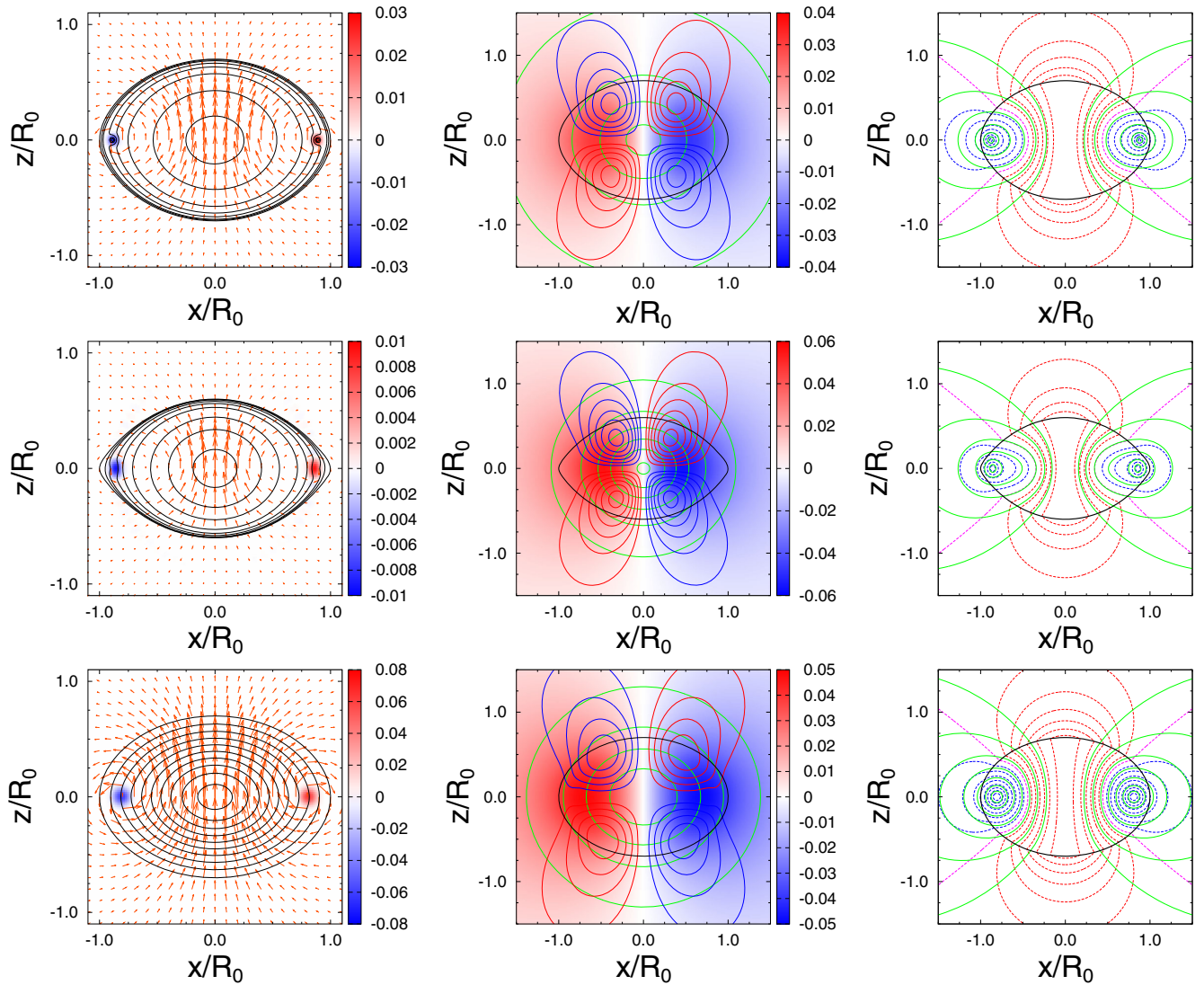


FIG. 1. Meridional sections of extremely magnetized solutions of rotating compact stars. Top, middle, and bottom rows correspond, respectively, to models P1 ($\Gamma = 2$, normal mass), P2 ($\Gamma = 2$, supramassive), and P3 ($\Gamma = 3$, normal mass). Panels in the left column: the solid curves (in black) are contours of p/ρ , the arrows (in orange) correspond to the poloidal magnetic field, and the color density maps (in red and blue) correspond to the toroidal magnetic fields. For the models P1 and P2, the contours of p/ρ are drawn at $p/\rho = 0.001, 0.002, 0.005, 0.01, 0.02, 0.05, 0.1$, and for P3, the contours are drawn linearly every 0.02. Panels in the middle column: the metric potentials are shown. Green curves correspond to equicontours of ψ , the red and blue color density maps correspond to $\tilde{\beta}_y$, and the red and blue curves correspond to contours of h_{xz} . Panels in the right column: contours of t and ϕ components of electromagnetic 1-forms A_t and A_ϕ . Dashed red, purple, and blue curves correspond to A_t , and solid green curves correspond to A_ϕ . A_t vanishes on the purple curves and is positive (negative) on the red (blue) curves. A black curve in each panel in the middle and right columns represents the surface of the star.

TABLE V. Selected solutions for extremely magnetized rotating compact stars are presented. Models P1–P3 are calculated using the corresponding parameters in Table IV. Listed quantities include the equatorial and polar radii in proper length \bar{R}_0 and \bar{R}_z , the ratio of the maximum values of the pressure to the rest-mass density $(p/\rho)_c$, the angular velocity near the rotation axis Ω_c , the ADM mass M_{ADM} , the rest mass M_0 , the angular momentum J , the virial constant I_{vir} , and a residual of the equality of the Komar mass M_K and the Arnowitt–Deser–Misner (ADM) mass M_{ADM} . The definitions of these quantities are found in Appendix F (see also [32]). To convert a unit of length from $G = c = M_\odot = 1$ to kilometers, multiply $GM_\odot/c^2 = 1.477$ km.

Model	\bar{R}_0	\bar{R}_z/\bar{R}_0	$(p/\rho)_c$	ρ_c [g/cm ³]	Ω_c	M_{ADM}	M_0	J/M_{ADM}^2	$ 1 - M_K/M_{\text{ADM}} $
P1 ($\Gamma=2$, normal mass)	11.0609	0.71996	0.12322	1.0717×10^{15}	0.026384	1.35908	1.46223	0.52809	1.96×10^{-5}
P2 ($\Gamma=2$, supramassive)	11.0787	0.64818	0.25582	2.2250×10^{15}	0.043648	1.58645	1.74178	0.57113	4.06×10^{-5}
P3 ($\Gamma=3$, normal mass)	8.8439	0.71839	0.18830	1.2248×10^{15}	0.033124	1.59179	1.80318	0.51282	7.26×10^{-5}

TABLE VI. Continuing from Table V, listed for the same solutions are the maximum values of poloidal and toroidal magnetic fields, $B_{\text{pol}}^{\text{max}}$ and $B_{\text{tor}}^{\text{max}}$, the ratios of poloidal and toroidal magnetic field energies, \mathcal{M}_{pol} and \mathcal{M}_{tor} , and electric field energy \mathcal{M}_{ele} to the total electromagnetic field energy \mathcal{M} , the ratios of the kinetic, internal, and electromagnetic field energies to the gravitational energy, $\mathcal{T}/|\mathcal{W}|$, $\Pi/|\mathcal{W}|$, and $\mathcal{M}/|\mathcal{W}|$, respectively, and the virial constant I_{vir} , and the electric charge contribution from the volume integral of the star Q_M . Details of the definitions are found in Appendix F. The maximums of magnetic field components $B_{\text{pol}}^{\text{max}}$ and $B_{\text{tor}}^{\text{max}}$ are defined by those of spatial Faraday tensor F_{ab} in Cartesian coordinates, $B_{\text{tor}} := F_{xy}$ and $B_{\text{pol}} := -F_{xz}$.

Model	$B_{\text{pol}}^{\text{max}}$ [G]	$B_{\text{tor}}^{\text{max}}$ [G]	$\mathcal{M}_{\text{pol}}/\mathcal{M}$	$\mathcal{M}_{\text{tor}}/\mathcal{M}$	$\mathcal{M}_{\text{ele}}/\mathcal{M}$	$\mathcal{T}/ \mathcal{W} $	$\Pi/ \mathcal{W} $	$\mathcal{M}/ \mathcal{W} $	$I_{\text{vir}}/ \mathcal{W} $	Q_M
P1	6.5382×10^{17}	6.5133×10^{17}	0.93381	0.043905	0.022284	0.063996	0.29637	0.019832	3.2202×10^{-4}	0.037041
P2	6.2207×10^{17}	2.2065×10^{17}	0.92609	0.033001	0.040905	0.083577	0.29918	0.001624	2.4514×10^{-4}	0.024655
P3	1.7797×10^{18}	1.4487×10^{18}	0.93967	0.040486	0.019840	0.068800	0.29176	0.043991	1.3324×10^{-4}	0.068080

A. Extremely magnetized solutions

We present three solutions of magnetized rotating compact stars in Fig. 1 and corresponding physical quantities in Tables V and VI. Definitions of these quantities are summarized in Appendix F. The model parameter of each solution is P1, P2, and P3, respectively, in Table IV, where the model P1 is a normal mass solution with $\Gamma = 2$ EOS, P2 is a supramassive solution with $\Gamma = 2$ and is rotating near the Kepler limit, and P3 is a normal mass solution with $\Gamma = 3$.

As shown in Table VI, these solutions are associated with extremely strong poloidal and toroidal magnetic fields about an order of 10^{17} – 10^{18} G, while the mass and radius of these compact stars are close to those of common neutron stars. For the models P1 and P3, the maximum values of the toroidal and poloidal components, $B_{\text{pol}}^{\text{max}}$ and $B_{\text{tor}}^{\text{max}}$, respectively, are comparable, and even for P2, $B_{\text{tor}}^{\text{max}}$ is about 1/3 of $B_{\text{pol}}^{\text{max}}$. As reported also in other works, however, the bulk energy of the toroidal magnetic fields \mathcal{M}_{tor} is much smaller than that of the poloidal fields \mathcal{M}_{pol} ; as shown in Table VI, the energy of the poloidal fields accounts for more than 90% of the total electromagnetic energy \mathcal{M} .

In the top to bottom left panels of Fig. 1, the contours of p/ρ and the poloidal and toroidal magnetic fields are presented. Although the toroidal magnetic field component B_{tor} is not dominating in the whole electromagnetic energy, B_{tor} is concentrated near the equatorial surface so that its

maximum value is comparable to that of poloidal component B_{pol} . This feature has been often observed in the other Newtonian [36] or approximate calculations [4].

A new feature can be seen in these panels for models P1 and P2. When the toroidal field B_{tor} is extremely strong, the magnetic energy density locally dominates over the mass energy density and hence expels the matter from the region of extremely strong toroidal magnetic fields. In the middle left panel for the model P2, we can observe that the p/ρ contours are deformed around the $B_{\text{tor}}^{\text{max}}$, and in the top left panel for the model P1, there are small closed circles of the density contours near the equatorial surface. For the model P1, a profile of p/ρ along the equatorial radius near the surface (and hence ρ or ε) almost drops to zero. Hence, we expect that, with a little stronger magnetic fields, which can be easily achieved by changing the parameters in Table IV, the matter will be completely expelled from this region, and hence a toroidal electro-vacuum tunnel will be formed inside the compact star (see Sec. V for further discussion).

Roughly speaking, this happens because the pressure/energy density of the electromagnetic fields dominates over those of the matter in this toroidal region near the surface. To see this, in Fig. 2, we show the plots of spatial trace part of stress-energy tensor $T_a^a = T^{\alpha\beta}\gamma_{\alpha\beta} = (T_M^{\alpha\beta} + T_F^{\alpha\beta})\gamma_{\alpha\beta}$ separating contributions from the matter $T_M^{\alpha\beta}$ (14) ($T_a^a = T_M^{\alpha\beta}\gamma_{\alpha\beta}$) and the electromagnetic fields $T_F^{\alpha\beta}$ (15) ($T_a^a = T_F^{\alpha\beta}\gamma_{\alpha\beta}$). As can be seen in the left panel for the model P1, the dominance of the

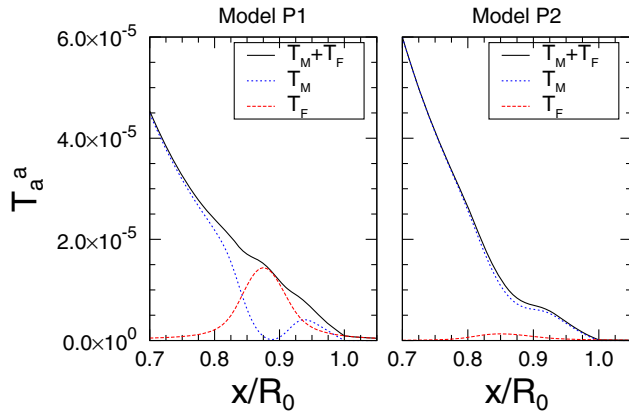


FIG. 2. Plots for the spatial trace part of stress-energy tensor $T_a^a = T^{\alpha\beta}\gamma_{\alpha\beta}$ along the x axis (the radial coordinate in the equatorial plane) near the surface. T_M stands for the contribution from the matter $T_M^{\alpha\beta}$ (14), and T_F stands for the contribution from the electromagnetic fields $T_F^{\alpha\beta}$ (15). The left and right panels correspond to the models P1 and P2, respectively.

matter to the electromagnetic fields exchanges in this region. In the right panel for model P2, there is a sizable amount of contribution from $T_F^{\alpha\beta}$, but it does not dominate over $T_M^{\alpha\beta}$.

In the middle panel of each row of Fig. 1, contours of metric potentials around the compact stars are plotted. Using the waveless formulation, we are able to compute nonconformal flat components of the metric such as h_{xz} as shown in these panels.

In the right panel of each row of Fig. 1, contours of t and ϕ components of the electromagnetic 1-form A_α are shown. As mentioned in Sec. III D, integrability of ideal MHD equations requires A_t to be a function of a master potential which are seen to be correctly imposed on the fluid support of compact stars. Since we assume electrovacuum spacetime outside of the star, the A_t component is continuously but not smoothly connected at the stellar surface. Since we also assume that the net charge at infinity Q (evaluated at a larger radius from the source in actual computations) vanishes, the contours of A_t become positive (red dashed curves) near the poles and negative (blue dashed curves) near the equator. These panels show that the method of solving for A_t as described in Sec. III B is working consistently in these computations.

B. Convergence test

In Fig. 3, the convergence of integrated quantities is plotted for the models P1, P2, and P3. Those are the convergence of $I_{\text{vir}}/|\mathcal{W}|$ in the left panel and that of $|1 - M_K/M_{\text{ADM}}|$ in the right panel. The relativistic virial relation I_{vir} is defined as the volume integral of the spatial trace of Einstein's equations as (F14) in the Appendix, and its residuals shown in the left panel

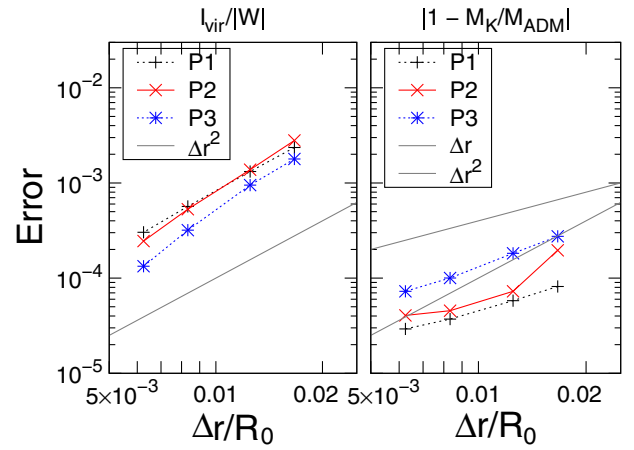


FIG. 3. Left: Convergence of the virial identity is plotted for the models P1, P2, and P3. Left panel: a convergence of $I_{\text{vir}}/|\mathcal{W}|$. Right panel: a convergence of $|1 - M_K/M_{\text{ADM}}|$.

decrease as $O(\Delta r^2)$ as expected. Strictly speaking, the numerically evaluated volume integral I_{vir} does not approach to zero as the resolution goes much higher because it is evaluated on a large but finite computational domain $r \in [0, 10^6 R_0]$, and also evaluated from a solution in which a large but a finite number of multipoles is used for approximation. Hence, what we can conclude here is the fact that the actual value of $I_{\text{vir}}/|\mathcal{W}|$ in our setup is smaller than the finite difference error and hence cannot be probed with the present highest resolutions such as SD3 or SE3.

The asymptotic Komar and ADM masses, M_K and M_{ADM} , are known to agree in the framework of the waveless formulation under the gauge choice, Eq. (26) [13]. The residual $|1 - M_K/M_{\text{ADM}}|$ of each model decreases more slowly than $O(\Delta r^2)$ as shown in the right panel, which is the same behavior as that of nonmagnetized rotating compact stars [20]. Hence, we may conclude that the strongly magnetized solutions are calculated with precision comparable to that of the nonmagnetized solutions in the COCAL code.

In Fig. 4, we show the profile of p/ρ along the x axis (the radial coordinate in the equatorial plane) near the surface for the model P1. As mentioned above, extremely strong toroidal magnetic fields expel the matter from the toroidal region. To resolve such a relatively small scale toroidal structure, it is necessary to increase the numbers of grid points and multipoles. We performed convergence tests to examine the profile of p/ρ with systematically increasing the resolution under a fixed number of multipoles and also increasing the number of multipoles under a fixed resolution. In the top panel of Fig. 4, the number of multipoles is fixed to $L = 40$, and the resolution is increased from SE12 to SE3 in Table II. It can be observed that the largest error appears at the bottom of the p/ρ profile around

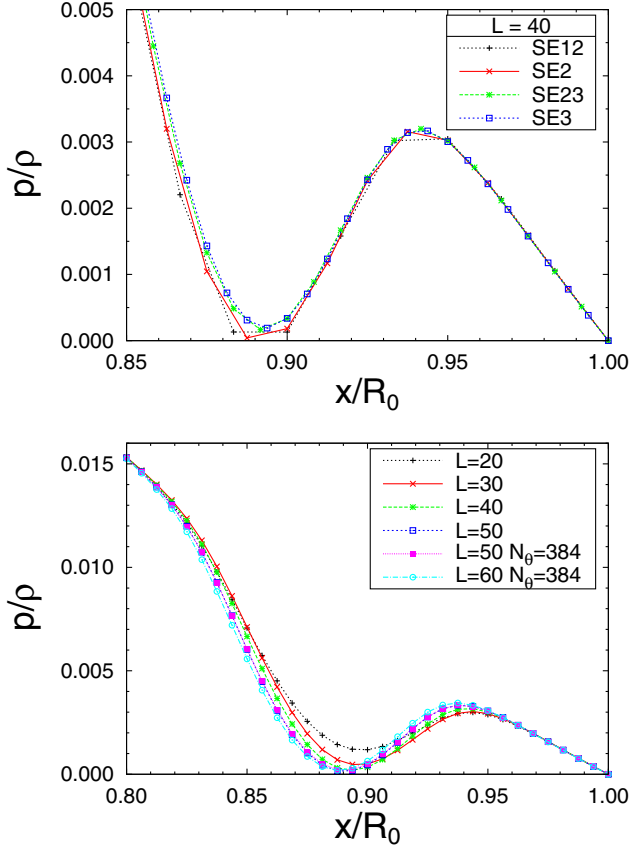


FIG. 4. Close-up of the profile p/ρ of model P1 along the x axis (the radial coordinate in the equatorial plane) near the surface. Top: Convergence of p/ρ with respect to increasing resolutions from SE12 to SE3. Bottom: Convergence with respect to increasing multipoles from $\ell = 20$ to 60.

$x = 0.89R_0$ and that the profile converges at the levels of resolutions around SE23 to SE3.

The bottom panel of Fig. 4 shows a plot of a convergence of p/ρ profiles near the equatorial surface of the model P1 with respect to the number of multipoles used in the elliptic solver (139). In this test, resolution SE3 and modified resolutions of it (SE3p, SE3t, and SE3tp in Table II) are used. It is confirmed that those modified resolutions do not affect the profile. For example, we compute the case with $L = 50$ with SE3p and SE3t with increasing N_θ , the number of grid points in θ coordinate, but those profiles overlap as seen in the plot. The profiles are also the same when the number of N_ϕ is increased, which is not related to an accuracy of a solution but is necessary for computing solutions with larger L . As seen in the panel, the profiles gradually change as L increases from 20 to 60. Because of the limit of computational resources, we do not perform computations higher than $L = 60$ with a resolution SE3tp. The solutions still slightly changes from $L = 50$ with SE3t resolution to the $L = 60$ with SE3tp resolution, but the overall difference of the profile is getting smaller with increasing L .

V. DISCUSSIONS AND CONCLUSIONS

In this paper, we have presented the full details of a formulation and a numerical method for computing stationary and axisymmetric equilibria of fully relativistic rotating compact stars associated with mixed poloidal and toroidal magnetic fields.

One of the new features of our method is to solve all components of Maxwell's equations to determine all components of the electromagnetic potential 1-form A_α . This allows us to compute electromagnetic configurations under various circumstances. For example, our method may be applicable for computing a magnetized nonaxisymmetric quasiequilibrium configuration that appears as an outcome of simulation [37].

As shown in Sec. IV, we have successfully calculated solutions associated with extremely strong poloidal and toroidal magnetic fields and found solutions of which the mass energy density is expelled by the energy density of toroidal magnetic fields. The maximum magnetic field strength of the presented models is as extremely high as 10^{17-18} G as listed in Table VI. In the latest general relativistic MHD (GRMHD) simulations, it is reported that the magnetic field of the remnant massive neutron star of binary neutron star merger can be as high as $10^{15.5-16}$ G even if the initial magnetic field is moderate around 10^{13} G as a result of magnetorotational instability (MRI) [38]. Also from the GRMHD simulations, the MRI may amplify the magnetic fields up to 10^{15-16} G in the newly born neutron stars formed after the core collapse [39]. The magnetic fields of these systems could be much stronger, when the higher resolution is used in the simulations or when a certain unknown mechanism further enhances the magnetic fields. Otherwise, as the magnetic fields of our models are much higher, our solutions may draw only a limited theoretical interest.

As presented in Fig. 4, the structure of this toroidal low density region can be calculated accurately using a large number of multipoles in our Poisson solver (Sec. III B). From the top left panel of Fig. 1, the size of the toroidal region in the θ direction is around 0.03 radians and hence requires a resolution $N_\theta > \pi/0.03 \sim 100$. The number $N_\theta = 384$ of the resolution SE3tp is sufficient to resolve this structure. On the other hand, a Legendre polynomial $P_{60}^0(\cos\theta)$ has only 60 nodes, which may resolve roughly $\pi/60 \sim 0.05$ radians in the θ direction, and hence this is a reason for slow convergence in the number of multipoles L .

In Fig. 5, we show a dependence of the toroidal low density region on the parameters to control the strength of the magnetic fields. Varying systematically the values of parameters Λ_0 and $\Lambda_{\phi 0}$, defined in Eqs. (157) and (159), the maximum values of the toroidal and poloidal magnetic fields, $B_{\text{tor}}^{\text{max}}$ and $B_{\text{pol}}^{\text{max}}$, monotonically change as plotted in the top panel of Fig. 5, and the profiles of p/ρ along the

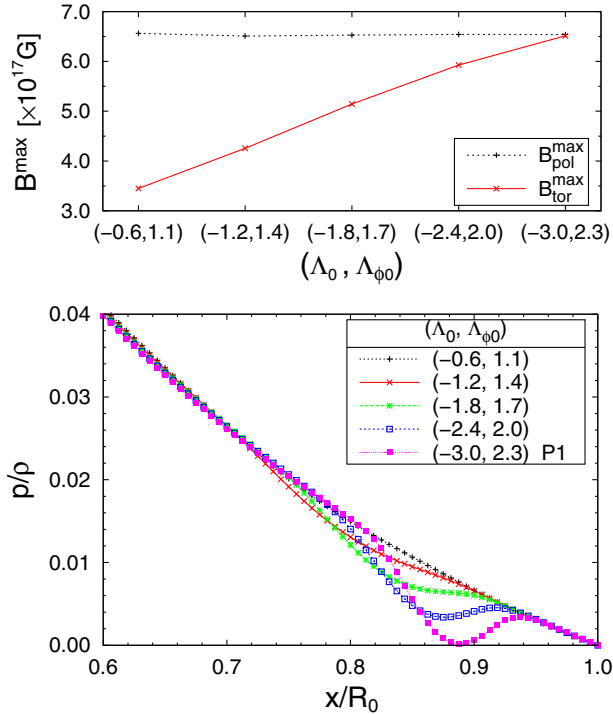


FIG. 5. Top: Plot for the maximum of the poloidal and toroidal magnetic fields $B_{\text{pol}}^{\text{max}}$ and $B_{\text{tor}}^{\text{max}}$ with respect to parameters $(\Lambda_0, \Lambda_{\phi 0})$. A model with $(\Lambda_0, \Lambda_{\phi 0}) = (-3.0, 2.0)$ corresponds to model P1. Bottom: Plots of the profiles p/ρ along the x axis near the stellar surface for the corresponding models in the top panel. In these calculations, resolution SE3tp in Table II is used.

x axis near the surface change accordingly as in the bottom panel.

We have observed that, with a slight change of parameters to have the toroidal fields be stronger, the rest-mass density of the toroidal region became negative. Then, resetting the negative value to zero, we were able to continue iterations and to obtain configurations with the toroidal magnetovacuum region. However, these are not mathematically legitimate solutions because a correct boundary condition for the electromagnetic field is not imposed on the (interior) surface of the toroidal region (a torus); a method to impose a boundary condition on a torus has not been developed in the COCAL code. From this observation, it seems that the magnetic field strength is not limited by an appearance of such a toroidal magnetovacuum region; therefore, we conjectured an existence of a compact star solution with a toroidal magnetovacuum tunnel in it. Computations of such solutions will be addressed in our future work, developing a method to impose a correct boundary condition at the interior surface.

In this paper, we assumed an electro-vacuum spacetime outside of the compact star, which resulted in a surface charge distribution when we computed an asymptotically charge neutral solution. This is the same assumption used in the first relativistic computation of magnetized rotating

equilibrium by the Meudon group [7]. As more realistic models, such magnetized compact stars would be surrounded by the force-free magnetosphere (see, e.g., [40]). Analogously, if the above-mentioned interior toroidal region appears, it may be filled with the low density plasma associated with the force-free magnetic field, instead of being a vacuum. Technically, it may also be possible to compute a black hole associated with electromagnetic fields, as the COCAL code is capable of producing black hole data. Computations of such solutions amount to imposing different boundary conditions at the surface (and an interior torus if it exists) for the electromagnetic fields and to treating the equilibria of tenuous plasma consistently. We think our new method developed in the COCAL code is general enough to incorporate them without much difficulty. Such models for compact objects associated with force-free fields may be more favored in realistic astrophysical situations, and computations of those models are also a part of our future project.

ACKNOWLEDGMENTS

This work was supported by JSPS Grant-in-Aid for Scientific Research(C) Grants No. 18K03624, No. 15K05085, No. 18K03606, and No. 17K05447; NSF Grant No. PHY-1662211; NASA Grant No. 80NSSC17K0070; and the Marie Skłodowska-Curie Grant No. 753115.

APPENDIX A: NOTATION AND RELATIONS

1. Orthogonal curvilinear coordinates and basis

When a system of coordinate functions x^A is introduced for a set of points x^α in a space, the basis and dual basis are, respectively, $\{e_A^\alpha\}$ and $\{\nabla_\alpha x^A\}$, where $e_A^\alpha := \frac{\partial x^\alpha}{\partial x^A}$. The coordinates are called orthogonal when

$$e_A^\alpha \nabla_\alpha x^B = \mathbf{e}_{e_A} x^B = \delta_A^B \quad (\text{A1})$$

for any pair of indices A and B . Derivatives of this expression give

$$\nabla_\alpha (e_A^\beta \nabla_\beta x^B) = \nabla_\alpha \mathbf{e}_{e_A} x^B = \mathbf{e}_{e_A} \nabla_\alpha x^B = 0, \quad (\text{A2})$$

since $\nabla_\alpha \delta_A^B = 0$. Projecting these to the basis e_B^α , we have

$$\begin{aligned} e_B^\alpha \mathbf{e}_{e_A} \nabla_\alpha x^C &= \mathbf{e}_{e_A} (e_B^\alpha \nabla_\alpha x^C) - \nabla_\alpha x^C \mathbf{e}_{e_A} e_B^\alpha \\ &= -\nabla_\alpha x^C \mathbf{e}_{e_A} e_B^\alpha = 0, \end{aligned} \quad (\text{A3})$$

for any dual basis $\nabla_\alpha x^C$. Therefore, we have

$$\mathbf{e}_{e_A} e_B^\alpha = [e_A^\alpha, e_B^\beta] = 0. \quad (\text{A4})$$

2. Index-free notation for differential forms and vectors

In some manipulations of equations in Secs. II and III, we use index-free notations for differential forms and vectors for convenience. We summarize correspondences

between index and index-free notations in this subsection. For more details, see, e.g., Refs. [16,19].

a. Differential forms

For a 1-form w , we write an exterior derivative dw which corresponds to the index notation as

$$dw = (dw)_{\alpha\beta} = \nabla_\alpha w_\beta - \nabla_\beta w_\alpha. \quad (\text{A5})$$

This notation is often used for an electromagnetic potential 1-form A and for a canonical momentum 1-form $h\underline{u}$, where \underline{u} is a dual 1-form of the 4-velocity vector u (which is u^α in the abstract index notation). Faraday 2-form $F = dA$ is written

$$F_{\alpha\beta} = \nabla_\alpha A_\beta - \nabla_\beta A_\alpha. \quad (\text{A6})$$

F is a closed 2-form, $dF = 0$, which is written in index notation,

$$dF = 3\nabla_{[\alpha} F_{\beta\gamma]} = \nabla_\alpha F_{\beta\gamma} + \nabla_\beta F_{\gamma\alpha} + \nabla_\gamma F_{\alpha\beta} = 0. \quad (\text{A7})$$

b. Inner product and Cartan identity

The inner product of a p -form ω and a vector u is denoted with a dot in index-free notation,

$$u \cdot \omega = u^\gamma \omega_{\gamma\dots\beta}. \quad (\text{A8})$$

Using this, the Cartan identity for a p -form ω is written

$$\mathcal{L}_u \omega = u \cdot d\omega + d(u \cdot \omega), \quad (\text{A9})$$

in index-free notation. As a rule for the inner product between a vector and a p -form, we assume that when the vector is operated to p -form from left (right) the vector is contracted with the leftmost (rightmost) index of the p -form, e.g., $u \cdot F = -F \cdot u$ for a 2-form F .

c. Ideal MHD condition

The ideal MHD condition is written $F \cdot u = 0$. This implies $\mathcal{L}_u F = 0$. This is shown using $dF = 0$ as

$$\begin{aligned} \mathcal{L}_u F_{\alpha\beta} &= u^\gamma \nabla_\gamma F_{\alpha\beta} + F_{\gamma\beta} \nabla_\alpha u^\gamma + F_{\alpha\gamma} \nabla_\beta u^\gamma \\ &= u^\gamma (\nabla_\gamma F_{\alpha\beta} + \nabla_\alpha F_{\beta\gamma} + \nabla_\beta F_{\gamma\alpha}) = 0. \end{aligned} \quad (\text{A10})$$

Or, using a potential 1-form A ($F = dA$),

$$\mathcal{L}_u F = \mathcal{L}_u dA = d\mathcal{L}_u A = d(u \cdot dA + d(A \cdot u)) = 0, \quad (\text{A11})$$

where $u \cdot dA = u \cdot F = 0$, $d^2 = 0$, and the Cartan identity are used.

Also, for any vector proportional to u , that is, with an arbitrary scalar function λ , $F \cdot (\lambda u) = 0$ holds, which

implies $\mathcal{L}_{\lambda u} F = 0$. This guarantees that a flux of F over any surface along a given family of flow lines is conserved [41].

d. Integrability condition

When smooth functions A and f satisfy $f dA = C = \text{const}$, a relation is derived:

$$d(f dA) = df \wedge dA + f d^2 A = df \wedge dA = 0. \quad (\text{A12})$$

Hence, $f = f(A)$. As $f(A) dA = dF(A) = C = \text{const}$, $dF(A)/dA = f$. If the constant $C = 0$, then $f = dF/dA = 0$.

3. 4-velocity

We decompose the 4-velocity u^α with respect to t^α as

$$u^\alpha = u^t (t^\alpha + v^\alpha), \quad (\text{A13})$$

where v^α is spatial vector $v^\alpha \nabla_\alpha t = 0$. In the first integrals and in the currents, t - and ϕ -components of u_α appears, which are calculated as follows,

$$\begin{aligned} u_t &= u_\alpha t^\alpha = u^t (\alpha n_\alpha + \beta_\alpha + v_\alpha) (\alpha n^\alpha + \beta^\alpha) \\ &= u^t [-\alpha^2 + \beta_a (\beta^a + v^a)] \\ &= u^t [-\alpha^2 + \psi^A \tilde{\beta}_a (\tilde{\beta}^a + \tilde{v}^a)], \end{aligned} \quad (\text{A14})$$

$$\begin{aligned} u_\phi &= u_\alpha \phi^\alpha = u^t (\alpha n_\alpha + \beta_\alpha + V_\alpha) \phi^\alpha \\ &= u^t (\beta_a + V_a) \phi^a = u^t \psi^A (\tilde{\beta}_a + \tilde{V}_a) \tilde{\phi}^a, \end{aligned} \quad (\text{A15})$$

where $t^\alpha = \alpha n^\alpha + \beta^\alpha$ is used.

The coordinate basis for vector ϕ^α is related to the Cartesian basis \hat{x}^α and \hat{y}^α as

$$\phi^\alpha = \tilde{\phi}^\alpha = -y \hat{x}^\alpha + x \hat{y}^\alpha \quad (\text{A16})$$

and the basis for 1-form

$$\begin{aligned} \nabla_\alpha \phi &= -\frac{y}{x^2 + y^2} \nabla_\alpha x + \frac{x}{x^2 + y^2} \nabla_\alpha y \\ &= -\frac{\sin \phi}{r \sin \theta} \nabla_\alpha x + \frac{\cos \phi}{r \sin \theta} \nabla_\alpha y. \end{aligned} \quad (\text{A17})$$

Hence, the ϕ -components of the 4-velocity are related to those of Cartesian coordinates as

$$u_\phi = u_\alpha \phi^\alpha = -y u_x + x u_y, \quad (\text{A18})$$

$$u^\phi = u^\alpha \nabla_\alpha \phi = -\frac{y}{x^2 + y^2} u^x + \frac{x}{x^2 + y^2} u^y, \quad (\text{A19})$$

and these become on the $\phi = 0$ (meridional) plane,

$$u_\phi|_{\phi=0} = x u_y, \quad (\text{A20})$$

$$u^\phi|_{\phi=0} = \frac{1}{x}u^y. \quad (\text{A21})$$

The same relations between ϕ -components and the Cartesian components are used for the electric currents j^α (j^ϕ and j_ϕ).

APPENDIX B: 3+1 DECOMPOSITION OF FARADAY TENSOR

In this Appendix, we derive the 3 + 1 form of Faraday tensor and its divergence. The spatial projection of $F_{\alpha\beta} = (dA)_{\alpha\beta}$ can be derived explicitly as follows. For \bar{F}_α , we use the Cartan identity $n \cdot dA = \mathfrak{L}_n A - d(n \cdot A)$,

$$\begin{aligned} \bar{F}_\alpha &= \gamma_\alpha^\beta F_{\beta\gamma} n^\gamma = -\gamma_\alpha^\beta [\mathfrak{L}_n A_\beta - \nabla_\beta (n_\gamma A^\gamma)] \\ &= -\gamma_\alpha^\beta \mathfrak{L}_n (\Phi_\Sigma n_\beta + \bar{A}_\beta) - D_\alpha \Phi_\Sigma \\ &= -\gamma_\alpha^\beta \mathfrak{L}_n \bar{A}_\beta - \frac{1}{\alpha} D_\alpha (\alpha \Phi_\Sigma), \end{aligned} \quad (\text{B1})$$

where the relation, $\mathfrak{L}_n n_\alpha = D_\alpha \ln \alpha$, is used. For $\bar{F}_{\alpha\beta}$, since $F_{\alpha\beta} = (dA)_{\alpha\beta}$ is independent of the geometry of the manifold, its spatial projection becomes its spatial part,

$$\bar{F}_{\alpha\beta} = D_\alpha \bar{A}_\beta - D_\beta \bar{A}_\alpha, \quad (\text{B2})$$

which can be shown more explicitly as

$$\begin{aligned} \bar{F}_{\alpha\beta} &= \gamma_\alpha^\gamma \gamma_\beta^\delta F_{\gamma\delta}, \\ &= \gamma_\alpha^\gamma \gamma_\beta^\delta [(\nabla_\gamma \bar{A}_\delta - \nabla_\delta \bar{A}_\gamma) + \Phi_\Sigma (\nabla_\gamma n_\delta - \nabla_\delta n_\gamma)] \\ &= D_\alpha \bar{A}_\beta - D_\beta \bar{A}_\alpha - \Phi_\Sigma (K_{\alpha\beta} - K_{\beta\alpha}), \\ &= D_\alpha \bar{A}_\beta - D_\beta \bar{A}_\alpha, \end{aligned} \quad (\text{B3})$$

as $K_{\alpha\beta}$ is a symmetric tensor. The divergence $\nabla_\beta F^{\alpha\beta}$ is also decomposed with respect to Σ_t . The projection of $\nabla_\beta F^{\alpha\beta}$ to the hypersurface normal n_α becomes

$$\begin{aligned} n_\alpha \nabla_\beta F^{\alpha\beta} &= \nabla_\beta (F^{\alpha\beta} n_\alpha) - F^{\alpha\beta} \nabla_\beta n_\alpha \\ &= -\nabla_\alpha \bar{F}^\alpha + F^{\alpha\beta} (K_{\alpha\beta} + n_\beta D_\alpha \ln \alpha) \\ &= -\frac{1}{\alpha} D_\alpha (\alpha \bar{F}^\alpha) + \bar{F}^\alpha \frac{1}{\alpha} D_\alpha \alpha \\ &= -D_\alpha \bar{F}^\alpha. \end{aligned} \quad (\text{B4})$$

The projection of $\nabla_\beta F^{\alpha\beta}$ to the hypersurface Σ_t becomes

$$\begin{aligned} \gamma_\alpha^\gamma \nabla_\beta F^{\alpha\beta} &= \gamma_\alpha^\gamma \nabla_\beta (\bar{F}^{\gamma\beta} + n^\gamma \bar{F}^\beta - n^\beta \bar{F}^\gamma) \\ &= D_\beta \bar{F}^{\alpha\beta} + \bar{F}^{\alpha\gamma} n^\beta \nabla_\beta n_\gamma - \gamma_\alpha^\beta \mathfrak{L}_n \bar{F}^\beta + K \bar{F}^\alpha \\ &= \frac{1}{\alpha} D_\beta (\alpha \bar{F}^{\alpha\beta}) - \mathfrak{L}_n \bar{F}^\alpha + K \bar{F}^\alpha. \end{aligned} \quad (\text{B5})$$

Hence, on Σ_t , we have

$$F_a = -\mathfrak{L}_n A_a - \frac{1}{\alpha} D_a (\alpha \Phi_\Sigma), \quad (\text{B6})$$

$$F_{ab} = D_a A_b - D_b A_a, \quad (\text{B7})$$

$$n_\alpha \nabla_\beta F^{\alpha\beta} = -D_a F^a, \quad (\text{B8})$$

$$\gamma_\alpha^a \nabla_\beta F^{\alpha\beta} = \frac{1}{\alpha} D_b (\alpha F^{ab}) - \mathfrak{L}_n F^a + K F^a. \quad (\text{B9})$$

APPENDIX C: DERIVATION OF EQUATIONS FOR ELECTROMAGNETIC POTENTIALS

In this Appendix, we derive the final form of Maxwell's equations implemented in the COCAL code for computing electromagnetic potentials. Since we introduce a conformal decomposition of the spatial metric Eq. (6) as in Sec. II B 1, the divergence with respect to the conformal metric $\tilde{\gamma}_{ab}$ is simplified to that of flat metric f_{ab} , $\tilde{D}_a A^a = \mathring{D}_a A^a$.

Projecting along n^α , Eq. (65) becomes

$$\begin{aligned} (\nabla_\beta F^{\alpha\beta} - 4\pi j^\alpha) n_\alpha &= -D_a F^a + 4\pi \rho_\Sigma \\ &= -\frac{1}{\psi^6} \tilde{D}_a (\psi^2 \tilde{\gamma}^{ab} F_b) + 4\pi \rho_\Sigma \\ &= \frac{1}{\psi^6} \tilde{D}_a \left\{ \frac{\psi^2}{\alpha} \tilde{\gamma}^{ab} [\tilde{D}_b (\alpha \Phi_\Sigma) - \mathfrak{L}_\beta A_b] \right\} \\ &\quad + 4\pi \rho_\Sigma \\ &= \frac{1}{\alpha \psi^4} \left\{ \tilde{D}_a \tilde{D}^a (\alpha \Phi_\Sigma) \right. \\ &\quad \left. + \tilde{\gamma}^{ab} \frac{\alpha}{\psi^2} \tilde{D}_a \left(\frac{\psi^2}{\alpha} \right) [\tilde{D}_b (\alpha \Phi_\Sigma) - \mathfrak{L}_\beta A_b] \right. \\ &\quad \left. - \tilde{\gamma}^{ab} \tilde{D}_a \mathfrak{L}_\beta A_b + 4\pi \alpha \psi^4 \rho_\Sigma \right\} = 0. \end{aligned} \quad (\text{C1})$$

Separating the flat Laplacian from the first term,

$$\begin{aligned} \tilde{D}_a \tilde{D}^a (\alpha \Phi_\Sigma) &= \frac{1}{\sqrt{\tilde{\gamma}}} \mathring{D}_a [\sqrt{\tilde{\gamma}} \tilde{D}^a (\alpha \Phi_\Sigma)] \\ &= \mathring{D}_a [\tilde{\gamma}^{ab} \mathring{D}_b (\alpha \Phi_\Sigma)] \\ &= \mathring{D}_a \mathring{D}^a (\alpha \Phi_\Sigma) + h^{ab} \mathring{D}_a \mathring{D}_b (\alpha \Phi_\Sigma) \\ &\quad + \mathring{D}_a \tilde{\gamma}^{ab} \mathring{D}_b (\alpha \Phi_\Sigma), \end{aligned} \quad (\text{C2})$$

an elliptic equation for $\alpha \Phi_\Sigma$ is derived,

$$\mathring{\Delta} (\alpha \Phi_\Sigma) = S, \quad (\text{C3})$$

where the source S is written

$$\begin{aligned}
S = & -h^{ab}\overset{\circ}{D}_a\overset{\circ}{D}_b(\alpha\Phi_\Sigma) - \overset{\circ}{D}_a\tilde{\gamma}^{ab}\overset{\circ}{D}_b(\alpha\Phi_\Sigma) \\
& + \tilde{\gamma}^{ab}\frac{\alpha}{\psi^2}\overset{\circ}{D}_a\left(\frac{\psi^2}{\alpha}\right)\alpha F_b + \overset{\circ}{D}_a\tilde{\gamma}^{ab}\xi_\beta A_b \\
& + \tilde{\gamma}^{ab}\overset{\circ}{D}_a\xi_\beta A_b - 4\pi\alpha\psi^4\rho_\Sigma. \tag{C4}
\end{aligned}$$

The second term of the source (C4) vanishes under the Dirac gauge condition $\overset{\circ}{D}_a\tilde{\gamma}^{ab} = 0$. Also note that the fourth and fifth terms are derived as below since $\tilde{\gamma} = f$ is satisfied:

$$\begin{aligned}
\tilde{\gamma}^{ab}\overset{\circ}{D}_a\xi_\beta A_b & = \overset{\circ}{D}_a(\tilde{\gamma}^{ab}\xi_\beta A_b) \\
& = \overset{\circ}{D}_a\tilde{\gamma}^{ab}\xi_\beta A_b + \tilde{\gamma}^{ab}\overset{\circ}{D}_a\xi_\beta A_b. \tag{C5}
\end{aligned}$$

Projecting to Σ_t , Eq. (67) becomes

$$\begin{aligned}
(\nabla_\beta F^{\alpha\beta} - 4\pi j^\alpha)\gamma_{\alpha a} \\
= \frac{1}{\alpha}D_b(\alpha F_a{}^b) + \frac{1}{\alpha}\xi_\beta F_a{}^b - 2A_a{}^b F_b + \frac{1}{3}KF_a - 4\pi j_a^\Sigma \\
= 0. \tag{C6}
\end{aligned}$$

The first term, from which an elliptic operator is separated as below, is rewritten,

$$\begin{aligned}
\frac{1}{\alpha}D_b(\alpha F_a{}^b) & = \frac{1}{\alpha\psi^6}\gamma_{ac}\overset{\circ}{D}_b(\alpha\psi^6 F^{cb}) \\
& = \frac{1}{\alpha\psi^2}\overset{\circ}{D}_b\left(\frac{\alpha}{\psi^2}F_{ac}\right)\tilde{\gamma}^{bc} \\
& = \frac{1}{\psi^4}\tilde{\gamma}^{bc}\overset{\circ}{D}_b F_{ac} + \frac{1}{\alpha\psi^2}\tilde{\gamma}^{bc}\overset{\circ}{D}_b\left(\frac{\alpha}{\psi^2}\right)F_{ac}. \tag{C7}
\end{aligned}$$

Using an identity,

$${}^3\tilde{R}_{ab}\tilde{v}^b = (\overset{\circ}{D}_b\overset{\circ}{D}_a - \overset{\circ}{D}_a\overset{\circ}{D}_b)\tilde{v}^b, \tag{C8}$$

where $\tilde{v}^a = \tilde{\gamma}^{ab}v_b$, we have

$$\begin{aligned}
\tilde{\gamma}^{bc}\overset{\circ}{D}_b F_{ac} & = \tilde{\gamma}^{bc}\overset{\circ}{D}_b(\overset{\circ}{D}_a\tilde{A}_c - \overset{\circ}{D}_c\tilde{A}_a) \\
& = -\overset{\circ}{D}_b\overset{\circ}{D}^b\tilde{A}_a + \overset{\circ}{D}_a\overset{\circ}{D}_b\tilde{A}^b + {}^3\tilde{R}_{ab}\tilde{A}^b. \tag{C9}
\end{aligned}$$

Hence,

$$\begin{aligned}
\frac{1}{\alpha}D_b(\alpha F_a{}^b) & = \frac{1}{\psi^4}\left[-\overset{\circ}{D}_b\overset{\circ}{D}^b\tilde{A}_a + \overset{\circ}{D}_a\overset{\circ}{D}_b\tilde{A}^b \right. \\
& \quad \left. + {}^3\tilde{R}_{ab}\tilde{A}^b + \tilde{\gamma}^{bc}\frac{\psi^2}{\alpha}\overset{\circ}{D}_b\left(\frac{\alpha}{\psi^2}\right)F_{ac}\right]. \tag{C10}
\end{aligned}$$

From the first term of the right-hand side of Eq. (C10), the flat Laplacian $-\Delta\tilde{A}_a$ is isolated,

$$\begin{aligned}
-\overset{\circ}{D}_b\overset{\circ}{D}^b\tilde{A}_a & = -\overset{\circ}{\Delta}\tilde{A}_a - h^{bc}\overset{\circ}{D}_b\overset{\circ}{D}_c\tilde{A}_a + \tilde{\gamma}^{bc}\overset{\circ}{D}_b(C_{ca}^d\tilde{A}_d) \\
& \quad + \tilde{\gamma}^{bc}C_{bc}^d\overset{\circ}{D}_d\tilde{A}_a + \tilde{\gamma}^{bc}C_{ba}^d\overset{\circ}{D}_c\tilde{A}_d. \tag{C11}
\end{aligned}$$

We keep $\overset{\circ}{D}_a$ instead of replacing it by $\overset{\circ}{D}_a$ and a connection C_{ab}^c in a couple of terms in Eq. (C11), to shorten the equation. Then, a set of elliptic equations for A_a is derived,

$$\overset{\circ}{\Delta}A_a = S_a, \tag{C12}$$

where the source S_a is written

$$\begin{aligned}
S_a := & -h^{bc}\overset{\circ}{D}_b\overset{\circ}{D}_c\tilde{A}_a + \tilde{\gamma}^{bc}\overset{\circ}{D}_b(C_{ca}^d\tilde{A}_d) + \tilde{\gamma}^{bc}C_{bc}^d\overset{\circ}{D}_d\tilde{A}_a \\
& + \tilde{\gamma}^{bc}C_{ba}^d\overset{\circ}{D}_c\tilde{A}_d + \overset{\circ}{D}_a\overset{\circ}{D}_b\tilde{A}^b + {}^3\tilde{R}_{ab}\tilde{A}^b \\
& + \tilde{F}_a{}^b\frac{\psi^2}{\alpha}\overset{\circ}{D}_b\left(\frac{\alpha}{\psi^2}\right) + \frac{\psi^4}{\alpha}\xi_\beta F_a{}^b - 2\psi^4 A_a{}^b F_b \\
& + \frac{1}{3}\psi^4 KF_a - 4\pi\psi^4 j_a^\Sigma, \tag{C13}
\end{aligned}$$

APPENDIX D: DERIVATION OF FIRST INTEGRALS OF MHD-EULER EQUATIONS

In this Appendix, we derive a set of integrability conditions and first integrals (D5)–(D11) of the relativistic MHD-Euler equations (43).

For the t - and ϕ -components of the MHD-Euler equations (125) and (126), substituting Eq. (89) to u^A and Eq. (122) to that of the current j^A in the above set of equations, and multiplying by $\rho\sqrt{-g}$, we have

$$\epsilon^{AB}\partial_B(\sqrt{-g}\Psi)\partial_A(hu_t) + \frac{1}{4\pi}\epsilon^{AB}\partial_B(B\sqrt{-g})\partial_A A_t = 0, \tag{D1}$$

$$\epsilon^{AB}\partial_B(\sqrt{-g}\Psi)\partial_A(hu_\phi) + \frac{1}{4\pi}\epsilon^{AB}\partial_B(B\sqrt{-g})\partial_A A_\phi = 0. \tag{D2}$$

Substituting the integrability conditions (110), these are rewritten,

$$\epsilon^{AB}\left\{-[\sqrt{-g}\Psi]'\partial_B(hu_t) + \frac{1}{4\pi}A_t'\partial_B(B\sqrt{-g})\right\}\partial_A\Upsilon = 0, \tag{D3}$$

$$\epsilon^{AB}\left\{-[\sqrt{-g}\Psi]'\partial_B(hu_\phi) + \frac{1}{4\pi}A_\phi'\partial_B(B\sqrt{-g})\right\}\partial_A\Upsilon = 0. \tag{D4}$$

These relations imply that the terms in parentheses are a function of Υ . Hence, introducing the densitized scalars $[\sqrt{-g}\Lambda_t](\Upsilon)$ and $[\sqrt{-g}\Lambda_\phi](\Upsilon)$, for each component, the sufficient conditions for the t - and ϕ -components are written as

t -component:

$$-[\sqrt{-g}\Psi]'hu_t + \frac{1}{4\pi}A'_tB\sqrt{-g} = [\sqrt{-g}\Lambda_t](\Upsilon), \quad (\text{D5})$$

ϕ -component:

$$-[\sqrt{-g}\Psi]'hu_\phi + \frac{1}{4\pi}A'_\phi B\sqrt{-g} = [\sqrt{-g}\Lambda_\phi](\Upsilon). \quad (\text{D6})$$

These are combined and written using another function of Υ , $\Lambda(\Upsilon)$,

$$A'_\phi hu_t - A'_t hu_\phi = \Lambda(\Upsilon) := \frac{A'_t[\sqrt{-g}\Lambda_\phi] - A'_\phi[\sqrt{-g}\Lambda_t]}{[\sqrt{-g}\Psi]}. \quad (\text{D7})$$

For the x^A -component (127), multiplying $\rho\sqrt{-g}$ and substituting Eq. (89) and Eq. (122) as well as definitions $(dA)_{AB} = \epsilon_{AB}B_\phi$ and $d(h\underline{\mu})_{AB} = -\epsilon_{AB}\omega_\phi$, we have

$$\begin{aligned} &\rho u^t \sqrt{-g} \partial_A (hu_t) + \rho u^\phi \sqrt{-g} \partial_A (hu_\phi) + \omega_\phi \partial_A [\sqrt{-g}\Psi] \\ &+ j^t \sqrt{-g} \partial_A A_t + j^\phi \sqrt{-g} \partial_A A_\phi - B_\phi \partial_A \left(\frac{1}{4\pi} B \sqrt{-g} \right) \\ &+ \rho T \sqrt{-g} \partial_A s = 0, \end{aligned} \quad (\text{D8})$$

In Eq. (D8), the first two terms and the sixth term multiplied by $A'_t A'_\phi$ become as follows: substituting the integrals of t - and ϕ -components of MHD-Euler equations (D5) and (D6),

$$\begin{aligned} &\frac{1}{2} \rho u^t \sqrt{-g} A'_t [\partial_A (A'_t hu_\phi + \Lambda) - hu_t \partial_A A'_t] + \frac{1}{2} \rho u^\phi \sqrt{-g} A'_\phi \partial_A (hu_t) \\ &+ \frac{1}{2} \rho u^\phi \sqrt{-g} A'_\phi [\partial_A (A'_\phi hu_t - \Lambda) - hu_\phi \partial_A A'_t] + \frac{1}{2} \rho u^\phi \sqrt{-g} A'_t A'_\phi \partial_A (hu_\phi) \\ &- \frac{1}{2} B_\phi \partial_A (A'_\phi [\sqrt{-g}\Psi]'hu_t + A'_\phi [\sqrt{-g}\Lambda_t] + A'_t [\sqrt{-g}\Psi]'hu_\phi + A'_t [\sqrt{-g}\Lambda_\phi]) + B_\phi \frac{1}{4\pi} B \sqrt{-g} \partial_A (A'_t A'_\phi) \\ &= \frac{1}{2} (A'_t \rho u^t \sqrt{-g} + A'_\phi \rho u^\phi \sqrt{-g} - [\sqrt{-g}\Psi]'B_\phi) [A'_t \partial_A (hu_\phi) + A'_\phi \partial_A (hu_t)] \\ &+ \frac{1}{2} (\partial_A A'_t hu_\phi - \partial_A A'_\phi hu_t + \partial_A \Lambda) (A'_t u^t - A'_\phi u^\phi) \rho \sqrt{-g} \\ &- \frac{1}{2} \{ A'_\phi (\partial_A [\sqrt{-g}\Psi]'hu_t + \partial_A [\sqrt{-g}\Lambda_t]) - \partial_A A'_\phi ([\sqrt{-g}\Psi]'hu_t + [\sqrt{-g}\Lambda_t]) \\ &+ A'_t (\partial_A [\sqrt{-g}\Psi]'hu_\phi + \partial_A [\sqrt{-g}\Lambda_\phi]) - \partial_A A'_t ([\sqrt{-g}\Psi]'hu_\phi + [\sqrt{-g}\Lambda_\phi]) \} B_\phi. \end{aligned} \quad (\text{D9})$$

The terms in the first set of parentheses of the rhs vanish because of the first integral of the x^A -components of the ideal MHD condition (114), and all other terms are proportional to $\partial_A \Upsilon$, as A_t , A_ϕ , $\sqrt{-g}\Psi$, $\sqrt{-g}\Lambda_t$, $\sqrt{-g}\Lambda_\phi$, and Λ are functions of Υ . Hence, with an assumption to the thermodynamic variable, that is, the entropy s to be a function of Υ , $s = s(\Upsilon)$, Eq. (D8) multiplied by $A'_t A'_\phi$ is rewritten,

$$\begin{aligned} &\left\{ -\frac{1}{2} [A'_\phi ([\sqrt{-g}\Psi]''hu_t + [\sqrt{-g}\Lambda_t]') - A''_\phi ([\sqrt{-g}\Psi]'hu_t + [\sqrt{-g}\Lambda_t]) + A'_t ([\sqrt{-g}\Psi]''hu_\phi + [\sqrt{-g}\Lambda_\phi]')] \right. \\ &- A'_t ([\sqrt{-g}\Psi]'hu_\phi + [\sqrt{-g}\Lambda_\phi])] B_\phi + \frac{1}{2} (A''_t hu_\phi - A''_\phi hu_t + \Lambda') (A'_t u^t - A'_\phi u^\phi) \rho \sqrt{-g} \\ &\left. + A'_t A'_\phi [\sqrt{-g}\Psi]'\omega_\phi + A'_t A'_\phi s' T \rho \sqrt{-g} + (A'_t)^2 A'_\phi j^t \sqrt{-g} + A'_t (A'_\phi)^2 j^\phi \sqrt{-g} \right\} \partial_A \Upsilon = 0. \end{aligned} \quad (\text{D10})$$

Therefore, we obtain the first integral of the x^A -components of the MHD-Euler equations (D8) as

$$\begin{aligned} &-\frac{1}{2} [A'_\phi ([\sqrt{-g}\Psi]''hu_t + [\sqrt{-g}\Lambda_t]') - A''_\phi ([\sqrt{-g}\Psi]'hu_t + [\sqrt{-g}\Lambda_t]) + A'_t ([\sqrt{-g}\Psi]''hu_\phi + [\sqrt{-g}\Lambda_\phi]')] \\ &- A'_t ([\sqrt{-g}\Psi]'hu_\phi + [\sqrt{-g}\Lambda_\phi])] B_\phi + \frac{1}{2} (A''_t hu_\phi - A''_\phi hu_t + \Lambda') (A'_t u^t - A'_\phi u^\phi) \rho \sqrt{-g} \\ &+ A'_t A'_\phi [\sqrt{-g}\Psi]'\omega_\phi + A'_t A'_\phi s' T \rho \sqrt{-g} + (A'_t)^2 A'_\phi j^t \sqrt{-g} + A'_t (A'_\phi)^2 j^\phi \sqrt{-g} = 0. \end{aligned} \quad (\text{D11})$$

APPENDIX E: FIRST INTEGRAL AND INTEGRABILITY CONDITIONS FOR THE CASE OF PURE ROTATIONAL FLOW

For the case without meridional flow fields, $u^A = 0$, the system of first integrals and Maxwell's equations under stationarity and axisymmetry can be recast into a single equation to be solved for a single independent variable which may be called the Grad-Shafranov equation with a toroidal flow fields. However as we have noted, we do not reduce the number of variables in our formulation but rather solve the hydrostationary equation and Maxwell's equations simultaneously. Although the derivation presented in Sec. II F can be applied for the case with pure rotational flow, we repeat the derivation below for clarity.

1. Ideal MHD condition for purely rotational flow

We assume the 4-velocity u^α of the flow field in the absence of meridional flow $u^A = 0$ as

$$u^\alpha = u^t(t^\alpha + \Omega\phi^\alpha) = u^t k^\alpha. \quad (\text{E1})$$

The ideal MHD condition $F_{\alpha\beta}u^\beta = 0$ in this case becomes t -component

$$t \cdot F \cdot u (= -u^A \partial_A A_t) \equiv 0, \quad (\text{E2})$$

ϕ -component

$$\phi \cdot F \cdot u (= -u^A \partial_A A_\phi) \equiv 0, \quad (\text{E3})$$

x^A -component

$$e_A \cdot F \cdot u = u^t \partial_A A_t + u^\phi \partial_A A_\phi = 0. \quad (\text{E4})$$

For the case with meridional flow, integrability conditions can be found in the above ideal MHD condition alone. The absence of the meridional stream function in this case trivializes the t and ϕ components of ideal MHD conditions, and hence the integrability conditions are not derived from these equations.

2. MHD-Euler equations for pure rotational flow

Substituting $u^A = 0$ and $j^\alpha = j^t t^\alpha + j^\phi \phi^\alpha + j^A e_A^\alpha$, the MHD-Euler equations become t -component:

$$\frac{1}{\rho} j^A \partial_A A_t = 0, \quad (\text{E5})$$

ϕ -component:

$$\frac{1}{\rho} j^A \partial_A A_\phi = 0, \quad (\text{E6})$$

x^A -component:

$$u^t \partial_A (hu_t) + u^\phi \partial_A (hu_\phi) + \frac{1}{\rho} j^t \partial_A A_t + \frac{1}{\rho} j^\phi \partial_A A_\phi + \frac{1}{\rho} j^B (dA)_{AB} + T \partial_A s = 0. \quad (\text{E7})$$

3. Integrability conditions for the case of purely rotational flow

Substituting the x^A -components of Maxwell's equations (122) to the meridional current j^A appearing in the t - and ϕ -components of the MHD-Euler equations (E5) and (E6), we have

$$\frac{1}{4\pi\rho\sqrt{-g}} \epsilon^{AB} \partial_B (\sqrt{-g}B) \partial_A A_t = 0, \quad (\text{E8})$$

$$\frac{1}{4\pi\rho\sqrt{-g}} \epsilon^{AB} \partial_B (\sqrt{-g}B) \partial_A A_\phi = 0. \quad (\text{E9})$$

These relations require integrability conditions for consistency; namely, a master potential Υ is introduced as follows:

$$A_t = A_t(\Upsilon), \quad A_\phi = A_\phi(\Upsilon), \\ \text{and } \sqrt{-g}B = [\sqrt{-g}B](\Upsilon). \quad (\text{E10})$$

The x^A -components of ideal MHD conditions (E4) and the above integrability conditions for A_t and A_ϕ imply

$$u^t \partial_A A_t + u^\phi \partial_A A_\phi = (u^t A'_t + u^\phi A'_\phi) \partial_A \Upsilon = 0, \quad (\text{E11})$$

and hence,

$$u^t A'_t + u^\phi A'_\phi = 0, \quad (\text{E12})$$

or, introducing the angular velocity Ω ,

$$\frac{u^\phi}{u^t} = \Omega = -\frac{A'_t}{A'_\phi}. \quad (\text{E13})$$

Therefore, Ω should be a function of Υ as well,

$$\Omega = \Omega(\Upsilon). \quad (\text{E14})$$

4. First integral of meridional components of MHD-Euler equations

Derivation of the integrability of the x^A -component of MHD-Euler equations proceeds analogously to the case with nonzero meridional flow. A difference is the absence of the stream function $\sqrt{-g}\Psi$. In Eq. (130), the stream function $[\sqrt{-g}\Psi]'(\Upsilon)$ appears in the denominator of the definition of an arbitrary function $[\sqrt{-g}\Lambda](\Upsilon)$. In [16],

we proved that such a combination always becomes finite, and hence the relations derived in previous sections are valid also for the case of pure rotational flow under simply taking a limit $[\sqrt{-g}\Psi](\Upsilon) \rightarrow \text{constant}$. In this section, we prove this fact by repeating the derivation of the previous section and derive (130) directly as a part of integrability conditions.

We recast the x^A -components of MHD-Euler equations in the same way as the case for generic flow in the previous section. To proceed, we use a relation,

$$A'_\phi u_t - A'_t u_\phi = \frac{1}{2u^t u^\phi} (A'_t u^t - A'_\phi u^\phi), \quad (\text{E15})$$

derived from normalization of the 4-velocity $u \cdot u = -1$ and the integrability condition (E12). Multiplying by the factor $\frac{2A'_t A'_\phi}{A'_t u^t - A'_\phi u^\phi}$, the kinetic term of the x^A -components of MHD-Euler equations for purely rotational flow (E7) is rewritten,

$$\begin{aligned} & \frac{2A'_t A'_\phi}{A'_t u^t - A'_\phi u^\phi} [u^t \partial_A (hu_t) + u^\phi \partial_A (hu_\phi)] \\ &= \partial_A (A'_\phi hu_t - A'_t hu_\phi) + (hu_\phi \partial_A A'_t - hu_t \partial_A A'_\phi), \end{aligned} \quad (\text{E16})$$

where a consistency Eq. (E12) is used. Also, the Lorenz force term of Eq. (E7) becomes

$$\begin{aligned} & \frac{1}{\rho} [j^t \partial_A A_t + j^\phi \partial_A A_\phi + j^B (dA)_{AB}] \\ &= \frac{1}{\rho} \left[j^t \partial_A A_t + j^\phi \partial_A A_\phi + \frac{1}{4\pi \sqrt{-g}} B_\phi \partial_A (B \sqrt{-g}) \right], \end{aligned} \quad (\text{E17})$$

with Eqs. (97) and (122).

Because A_t , A_ϕ , and $B\sqrt{-g}$ are functions of the master potential Υ as shown in Eq. (E10), the x^A -components of MHD-Euler equations (E7) multiplied by the factor $\frac{2A'_t A'_\phi}{A'_t u^t - A'_\phi u^\phi}$ are rewritten, with an assumption of $s = s(\Upsilon)$,

$$\begin{aligned} & \partial_A (A'_\phi hu_t - A'_t hu_\phi) + \left\{ (hu_\phi \partial_A A'_t - hu_t \partial_A A'_\phi) \right. \\ & + \frac{2A'_t A'_\phi}{A'_t u^t - A'_\phi u^\phi} \left[\frac{1}{\rho} \left(j^t \partial_A A_t + j^\phi \partial_A A_\phi \right. \right. \\ & \left. \left. + \frac{1}{4\pi \sqrt{-g}} B_\phi [B \sqrt{-g}]' \right) + T s' \right] \left. \right\} \partial_A \Upsilon = 0. \end{aligned} \quad (\text{E18})$$

The above relation suggests that, because of the converse of the Poincaré lemma, the first term is a function of Υ ,

$$A'_\phi hu_t - A'_t hu_\phi = \Lambda(\Upsilon). \quad (\text{E19})$$

This is compared with Eq. (130).

Since $\sqrt{-g}B = [\sqrt{-g}B](\Upsilon)$, we introduce the following functions of Υ :

$$\frac{1}{4\pi} A'_t \sqrt{-g}B = [\sqrt{-g}\Lambda_t](\Upsilon), \quad (\text{E20})$$

$$\frac{1}{4\pi} A'_\phi \sqrt{-g}B = [\sqrt{-g}\Lambda_\phi](\Upsilon). \quad (\text{E21})$$

Taking derivatives of these with respect of Υ and combining them, we have a relation,

$$\begin{aligned} \frac{1}{4\pi} A'_t A'_\phi [\sqrt{-g}B]' &= \frac{1}{2} (A'_\phi [\sqrt{-g}\Lambda_t]' - A'_t [\sqrt{-g}\Lambda_\phi]' \\ &+ A'_t [\sqrt{-g}\Lambda_\phi]' - A'_\phi [\sqrt{-g}\Lambda_t]'), \end{aligned} \quad (\text{E22})$$

Finally, substituting Eqs. (E19) and (E22) to (E18), the consistency of the x^A components yields

$$\begin{aligned} & -\frac{1}{2} (A'_\phi [\sqrt{-g}\Lambda_t]' - A'_t [\sqrt{-g}\Lambda_\phi]' + A'_t [\sqrt{-g}\Lambda_\phi]' \\ & - A'_\phi [\sqrt{-g}\Lambda_t]') B_\phi + \frac{1}{2} (A'' hu_\phi - A'' hu_t + \Lambda') \\ & \times (A'_t hu^t - A'_\phi hu^\phi) \rho \sqrt{-g} + A'_t A'_\phi s' T \rho \sqrt{-g} \\ & + (A'_t)^2 A'_\phi j^t \sqrt{-g} + A'_t (A'_\phi)^2 j^\phi \sqrt{-g} = 0. \end{aligned} \quad (\text{E23})$$

This relation is compared with the result for the generic flow (131); Eq. (E23) agrees with Eq. (131) in the limit $[\sqrt{-g}\Psi](\Upsilon) \rightarrow \text{constant}$.

APPENDIX F: DEFINITIONS OF MASS, ANGULAR MOMENTUM, AND VIRIAL RELATION

For the reader's convenience, we summarize definitions of tabulated quantities in Tables V and VI (see also, e.g., Refs. [6,19]). Those include the rest mass, M_0 ; ADM mass, M_{ADM} ; Komar mass, M_{K} ; total angular momentum, J ; the virial relation, I_{vir} ; and other related quantities including electromagnetic energy \mathcal{M} and its decomposition.

In Table V, \bar{R}_0 and \bar{R}_z are the equatorial and polar radius of a compact star in the proper length, respectively. The proper equatorial radius \bar{R}_0 is defined by

$$\bar{R}_0 := \int_0^{R_0} \psi^2 \sqrt{\tilde{\gamma}_{xx}} dx, \quad (\text{F1})$$

and for \bar{R}_p , the integral is taken along the z axis. The unbarred R_0 and R_p are the equatorial and polar radii in the coordinate length.

The rest mass M_0 is written

$$M_0 := \int_\Sigma \rho u^\alpha dS_\alpha = \int_\Sigma \rho u^t \alpha \psi^6 \sqrt{\tilde{\gamma}} d^3x, \quad (\text{F2})$$

where $dS_\alpha = \nabla_\alpha t \sqrt{-g} d^3x$ and $d^3x = r^2 \sin\theta dr d\theta d\phi$ on the spherical coordinates. This is conserved irrespective of the choice of a slice Σ for the rest-mass conservation Eq. (42). The above volume integral over the hypersurface Σ is nonzero only on the fluid support.

The ADM mass M_{ADM} is defined and calculated by

$$\begin{aligned} M_{\text{ADM}} &:= \frac{1}{16\pi} \int_\infty (f^{ac} f^{bd} - f^{ab} f^{cd}) \overset{\circ}{D}_b \gamma_{cd} dS_\alpha \\ &= -\frac{1}{2\pi} \int_\infty \tilde{D}^a \psi d\tilde{S}_a \end{aligned} \quad (\text{F3})$$

$$\begin{aligned} &= \frac{1}{2\pi} \int_\Sigma \left[-\frac{\psi}{8} {}^3\tilde{R} + \frac{1}{8} \psi^5 \left(\tilde{A}_{ab} \tilde{A}^{ab} - \frac{2}{3} K^2 \right) \right. \\ &\quad \left. + 2\pi \psi^5 \rho_H \right] \sqrt{\tilde{\gamma}} d^3x, \end{aligned} \quad (\text{F4})$$

where $\rho_H := T_{\alpha\beta} n^\alpha n^\beta$ is a component of the stress-energy tensor $T_{\alpha\beta}$ normal to the hypersurface Σ . To check the consistency of the solution, both the surface integral (F3) and the volume integral (F4) are evaluated. Relative errors between those values are approximately 0.01% for the solutions presented in Sec. IV. The surface integral is calculated on a sphere with radius around $r \sim 10^4 R_0$, while the volume integral is taken within a computational domain within a radius around $r \sim 10^6 R_0$. For the surface integral (F3), we replace $\tilde{\gamma}^{ab} \rightarrow f^{ab}$, $\tilde{D}_a \rightarrow \overset{\circ}{D}_a$, and $d\tilde{S}_a = \nabla_a r \sqrt{\tilde{\gamma}} d^2x = \nabla_a r \sqrt{f} d^2x = dS_a$. These are exact at spatial infinity, and they introduce only a negligible numerical error at the above radius where the surface integral (F3) is evaluated.

The Komar mass M_K associated with the global timelike Killing field t^α is defined by

$$M_K := -\frac{1}{4\pi} \int_\infty \nabla^\alpha t^\beta dS_{\alpha\beta} \quad (\text{F5})$$

$$\begin{aligned} &= -\int_\Sigma (2T^\alpha_\beta - Tg^\alpha_\beta) t^\beta dS_\alpha \\ &= \int_\Sigma [\alpha(\rho_H + S) - 2j_a \beta^a] \psi^6 \sqrt{\tilde{\gamma}} d^3x, \end{aligned} \quad (\text{F6})$$

and the asymptotic Komar mass of which the t^α is a symmetry of an asymptotically flat spacetime is defined by

$$M_K := -\frac{1}{4\pi} \int_\infty \nabla^\alpha t^\beta dS_{\alpha\beta} = \frac{1}{4\pi} \int_\infty D^a \alpha dS_\alpha \quad (\text{F7})$$

$$\begin{aligned} &= \frac{1}{4\pi} \int_\Sigma \left[\tilde{A}_{ab} \tilde{A}^{ab} + \frac{1}{3} K^2 - \mathfrak{L}_n K + 4\pi(\rho_H + S) \right] \\ &\quad \times \alpha \psi^6 \sqrt{\tilde{\gamma}} d^3x, \end{aligned} \quad (\text{F8})$$

where the source terms $j_a := -T_{\alpha\beta} \gamma^\alpha_a n^\beta$ and $S := T_{\alpha\beta} \gamma^{\alpha\beta}$ are the components of the 3 + 1 decomposed stress-energy

tensor $T_{\alpha\beta}$. In deriving (F8), a relation, $(G_{\alpha\beta} - 8\pi T_{\alpha\beta})(\gamma^{\alpha\beta} + n^\alpha n^\beta) = 0$ is used. Since $T_{\alpha\beta} = T_{\alpha\beta}^M + T_{\alpha\beta}^F$ contains electromagnetic contributions, the support of the volume integral (F6) is noncompact. All integrals (F6)–(F8) should reproduce the same value, when the waveless condition (27) and the coordinate conditions (26) are imposed at least asymptotically [13]. We computed Eqs. (F6)–(F8) to check the consistency of the solutions and found that they agree in the same order as M_{ADM} mentioned above.

For the total angular momentum J , the surface and volume integrals are evaluated,

$$J := \frac{1}{8\pi} \int_\infty K^a_b \phi^b dS_a \quad (\text{F9})$$

$$\begin{aligned} &= \frac{1}{8\pi} \int_\Sigma D_a (K^a_b \phi^b) dV \\ &= \frac{1}{8\pi} \int_\Sigma \left(8\pi j_a \phi^a + A^a_b \tilde{D}_a \phi^b - \frac{4}{\psi} K \phi^a \overset{\circ}{D}_a \psi \right) \psi^6 \sqrt{\tilde{\gamma}} d^3x, \end{aligned} \quad (\text{F10})$$

and the difference between the values from Eqs. (F9) and from Eqs. (F10) is typically $O(0.1)\%$. Also for J , a term including j_a in the volume integral contains contributions from fluid as well as electromagnetic fields, and hence it is integrated over a noncompact support. The values of M_{ADM} , J , and $|1 - M_K/M_{\text{ADM}}|$ listed in Table V are those of the volume integrals, (F4), (F6), and (F10).¹¹

The relativistic virial theorem for an Einstein-Maxwell spacetime coupled with charged and magnetized perfect fluid [43] is computed to determine the accuracy of solutions. It is a vanishing integral of the spatial trace of Einstein's equations over a hypersurface Σ ,

$$\begin{aligned} &\int_\Sigma \left(T^a_a - \frac{1}{8\pi} G^a_a \right) dV \\ &= 2\mathcal{T} + 3\Pi + \mathcal{M} + \mathcal{W} + M_{\text{ADM}} - M_K = 0. \end{aligned} \quad (\text{F14})$$

¹¹In previous papers for nonmagnetized rotating stars [20,42], the ratio of the kinetic energy and the gravitational energy, $T/|W|$, was defined following [6],

$$W := M_{\text{ADM}} - M_P - T, \quad (\text{F11})$$

$$T := \frac{1}{2} \int_\Sigma \Omega dJ, \quad (\text{F12})$$

where the proper mass M_P was defined by

$$M_P := \int_\Sigma T^\alpha_\beta u^\beta dS_\alpha = \int_\Sigma \epsilon u^\alpha dS_\alpha. \quad (\text{F13})$$

In the solutions presented in Sec. IV, T^α_β includes the electromagnetic $T^F_{\alpha\beta}$, while u^α is defined only on the fluid support. Likewise, Ω in (F12) is undefined outside of a star, although dJ has a nonzero electromagnetic contribution there. Because of this ambiguity, we do not calculate the values of M_P and $T/|W|$.

The equality of the ADM mass and the Komar mass $M_{\text{ADM}} = M_{\text{K}}$ has been proved for stationary spacetimes [44] and for the waveless formulation [13]. The integrals \mathcal{T} , Π , \mathcal{M} , and \mathcal{W} are defined by

$$\mathcal{T} = \frac{1}{2} \int_{\Sigma} (\epsilon + p) u_a u^a dV, \quad (\text{F15})$$

$$\Pi = \int_{\Sigma} p dV, \quad (\text{F16})$$

$$\mathcal{M} = \frac{1}{16\pi} \int_{\Sigma} (2F_a F^a + F_{ab} F^{ab}) dV \quad (\text{F17})$$

$$\begin{aligned} \mathcal{W} = & \frac{1}{4\pi} \int_{\Sigma} \left[\psi^{-4} (2\tilde{D}^a \ln \psi \tilde{D}_a \ln \psi - \tilde{D}^a \ln \alpha \tilde{D}_a \ln \alpha) \right. \\ & \left. + \frac{3}{4} \left(A_{ab} A^{ab} - \frac{2}{3} K^2 \right) + \frac{1}{\alpha} K \beta^a \tilde{D}_a \ln \alpha + \frac{1}{4} {}^3\tilde{R} \psi^{-4} \right] dV, \end{aligned} \quad (\text{F18})$$

which become the kinetic, internal, electromagnetic, and gravitational energies, in the Newtonian limit. In the integrand of \mathcal{W} (F18), ${}^3\tilde{R}$ is a scalar curvature of a conformally related spacelike hypersurface associated with a conformal 3-metric $\tilde{\gamma}_{ab}$. We define a virial integral I_{vir} as

$$I_{\text{vir}} = |2\mathcal{T} + 3\Pi + \mathcal{M} + \mathcal{W}|, \quad (\text{F19})$$

the values for the selected solutions of which are presented in Table VI. The magnetic energy term \mathcal{M} (F17) is decomposed into contributions from the electric fields as well as the poloidal and toroidal magnetic fields, for which we define, respectively,

$$\mathcal{M}_{\text{ele}} = \frac{1}{8\pi} \int_{\Sigma} F_a F^a dV, \quad (\text{F20})$$

$$\mathcal{M}_{\text{pol}} = \frac{1}{16\pi} \int_{\Sigma} F_{AB} F^{AB} dV, \quad (\text{F21})$$

$$\mathcal{M}_{\text{tor}} = \frac{1}{8\pi} \int_{\Sigma} F_{A\phi} F^{A\phi} dV, \quad (\text{F22})$$

which are also listed in Table VI.

Finally, the electric charge Q defined in Eq. (192) becomes

$$Q = \frac{1}{4\pi} \int_{\infty} F^{\alpha\beta} dS_{\alpha\beta} = \frac{1}{4\pi} \int_{\infty} F^a dS_a, \quad (\text{F23})$$

where $dS_{\alpha\beta} = \frac{1}{2} (\nabla_{\alpha} t \nabla_{\beta} r - \nabla_{\alpha} r \nabla_{\beta} t) \sqrt{-g} d^2x$ and $dS_a = \nabla_a r \sqrt{\gamma} d^2x$, which is evaluated on a large sphere S in the asymptotics of Σ . Rewriting the charge Q in the form of volume integral,

$$\begin{aligned} Q &= \frac{1}{4\pi} \int_{\Sigma} \nabla_{\beta} F^{\alpha\beta} dS_{\alpha} = \int_{\Sigma} j^a dS_a \\ &= Q_M + Q_S, \end{aligned} \quad (\text{F24})$$

the volume integral over the MHD fluid support Q_M and the surface charge Q_S at the stellar surface should contribute to the total charge Q . In our formulation, the form of Q_S is not given, and the values of Q_M are listed in Table VI.

APPENDIX G: IMPOSITION OF SYMMETRY OF THE ELECTROMAGNETIC VECTOR POTENTIAL

When an exact 2-form $F = dA$ respects the symmetry $\mathcal{L}_t F = 0$, a gauge potential f exists such that A transformed by $A \rightarrow A + df$ satisfies $\mathcal{L}_t(A + df) = 0$.

Proof.—The Cartan identity $t \cdot dF = \mathcal{L}_t F - d(t \cdot F)$ implies $d(t \cdot F) = 0$ when $\mathcal{L}_t F = 0$. Hence, because of the Poincaré lemma, a function Φ exists such that $t \cdot F = d\Phi$ on a simply connected manifold. This implies

$$\mathcal{L}_t A = t \cdot dA + d(t \cdot A) = t \cdot F + d(t \cdot A) = d(\Phi + t \cdot A). \quad (\text{G1})$$

Under a gauge transformation with a potential f , $A \rightarrow A + df$, ($F \rightarrow F$), $\mathcal{L}_t A$ is transformed as

$$\mathcal{L}_t(A + df) = \mathcal{L}_t A + d\mathcal{L}_t f = d(\mathcal{L}_t f + \Phi + t \cdot A). \quad (\text{G2})$$

Hence, for an f that satisfies

$$\mathcal{L}_t f + \Phi + t \cdot A = \text{const}, \quad (\text{G3})$$

$A + df$ satisfies the symmetry $\mathcal{L}_t(A + df) = 0$.

We have the freedom to choose another gauge potential \hat{f} that respects the symmetry $\mathcal{L}_t \hat{f} = 0$. This gauge potential does not affect the above transformation to impose the symmetry on the potential A ; namely, $A \rightarrow A + df + d\hat{f}$ respects the symmetry. With this gauge freedom, we may, for example, impose Coulomb gauge (vanishing spatial divergence) $\mathring{D}^a A_a = 0$, where a is a spatial 3D index.

- [1] R. C. Duncan and C. Thompson, *Astrophys. J.* **392**, L9 (1992); For a review, see e.g., V. M. Kaspi and A. Beloborodov, *Annu. Rev. Astron. Astrophys.* **55**, 261 (2017); R. Turolla, S. Zane, and A. Watts, *Rep. Prog. Phys.* **78**, 116901 (2015).
- [2] A. Oron, *Phys. Rev. D* **66**, 023006 (2002).
- [3] K. Konno, T. Obata, and Y. Kojima, *Astron. Astrophys.* **352**, 211 (1999).
- [4] K. Ioka and M. Sasaki, *Phys. Rev. D* **67**, 124026 (2003); *Astrophys. J.* **600**, 296 (2004); R. Ciolfi, V. Ferrari, L. Gualtieri, and J. A. Pons, *Mon. Not. R. Astron. Soc.* **397**, 913 (2009); R. Ciolfi, V. Ferrari, and L. Gualtieri, *Mon. Not. R. Astron. Soc.* **406**, 2540 (2010).
- [5] S. Yoshida, K. Kiuchi, and M. Shibata, *Phys. Rev. D* **86**, 044012 (2012); S. Yoshida, *Phys. Rev. D* **99**, 084034 (2019).
- [6] For reviews of relativistic rotating stars, see, e.g., J. L. Friedman and N. Stergioulas, *Rotating Relativistic Stars* (Cambridge University Press, Cambridge, England, 2013); N. Straumann, *General Relativity* (Springer Science+Business Media, Dordrecht, Netherlands, 2013); V. Paschalidis and N. Stergioulas, *Living Rev. Relativity* **20**, 7 (2017).
- [7] M. Bocquet, S. Bonazzola, E. Gourgoulhon, and J. Novak, *Astron. Astrophys.* **301**, 757 (1995).
- [8] K. Kiuchi and S. Yoshida, *Phys. Rev. D* **78**, 044045 (2008).
- [9] J. Frieben and L. Rezzolla, *Mon. Not. R. Astron. Soc.* **427**, 3406 (2012).
- [10] A. G. Pili, N. Bucciantini, and L. Del Zanna, *Mon. Not. R. Astron. Soc.* **439**, 3541 (2014); **470**, 2469 (2017).
- [11] K. Uryu, E. Gourgoulhon, C. Markakis, K. Fujisawa, A. Tsokaros, and Y. Eriguchi, *Phys. Rev. D* **90**, 101501(R) (2014).
- [12] See, e.g., B. Carter, in *Black holes—Les Houches 1972*, edited by C. DeWitt and B. S. DeWitt (Gordon and Breach, New York, 1973), p. 57.
- [13] M. Shibata, K. Uryu, and J. L. Friedman, *Phys. Rev. D* **70**, 044044 (2004); **70**, 129901(E) (2004).
- [14] S. Bonazzola, E. Gourgoulhon, P. Grandclement, and J. Novak, *Phys. Rev. D* **70**, 104007 (2004).
- [15] K. Uryu, F. Limousin, J. L. Friedman, E. Gourgoulhon, and M. Shibata, *Phys. Rev. Lett.* **97**, 171101 (2006); *Phys. Rev. D* **80**, 124004 (2009).
- [16] E. Gourgoulhon, C. Markakis, K. Uryu, and Y. Eriguchi, *Phys. Rev. D* **83**, 104007 (2011).
- [17] M. Alcubierre, *Introduction to 3+1 Numerical Relativity* (Oxford University Press, New York, 2008); M. Shibata, *Numerical Relativity* (World Scientific, Singapore, 2016).
- [18] T. W. Baumgarte and S. L. Shapiro, *Numerical Relativity: Solving Einstein's Equations on the Computer* (Cambridge University Press, New York, 2010).
- [19] E. Gourgoulhon, *3+1 Formalism in General Relativity; Bases of Numerical Relativity* (Springer, Berlin, 2012).
- [20] K. Uryu, A. Tsokaros, F. Galeazzi, H. Hotta, M. Sugimura, K. Taniguchi, and S. Yoshida, *Phys. Rev. D* **93**, 044056 (2016).
- [21] J. D. Bekenstein and E. Oron, *Phys. Rev. D* **18**, 1809 (1978); A. Oron, *Phys. Rev. D* **66**, 023006 (2002).
- [22] J. W. York, Jr., *Phys. Rev. Lett.* **82**, 1350 (1999).
- [23] G. B. Cook, *Living Rev. Relativity* **3**, 5 (2000).
- [24] J. K. Blackburn and S. Detweiler, *Phys. Rev. D* **46**, 2318 (1992); S. Detweiler, *Phys. Rev. D* **50**, 4929 (1994).
- [25] J. L. Friedman, K. Uryu, and M. Shibata, *Phys. Rev. D* **65**, 064035 (2002); **70**, 129904(E) (2004).
- [26] C. Klein, *Phys. Rev. D* **70**, 124026 (2004).
- [27] J. T. Whelan, C. Beetle, W. Landry, and R. H. Price, *Classical Quantum Gravity* **19**, 1285 (2002); C. Beetle, B. Bromley, N. Hernandez, and R. H. Price, *Phys. Rev. D* **76**, 084016 (2007); N. Hernandez and R. H. Price, *Phys. Rev. D* **79**, 064008 (2009).
- [28] S. Yoshida, B. C. Bromley, J. S. Read, K. Uryu, and J. L. Friedman, *Classical Quantum Gravity* **23**, S599 (2006).
- [29] A. Tsokaros, K. Uryu, and S. L. Shapiro, *Phys. Rev. D* **99**, 041501(R) (2019).
- [30] A. M. Knapp, E. J. Walker, and T. W. Baumgarte, *Phys. Rev. D* **65**, 064031 (2002).
- [31] V. C. A. Ferraro, *Mon. Not. R. Astron. Soc.* **97**, 458 (1937).
- [32] X. Huang, C. Markakis, N. Sugiyama, and K. Uryu, *Phys. Rev. D* **78**, 124023 (2008); K. Uryu and A. Tsokaros, *Phys. Rev. D* **85**, 064014 (2012); K. Uryu, A. Tsokaros, and P. Grandclement, *Phys. Rev. D* **86**, 104001 (2012); A. Tsokaros, K. Uryu, and L. Rezzolla, *Phys. Rev. D* **91**, 104030 (2015).
- [33] S. Yoshida and Y. Eriguchi, *Astrophys. J. Suppl. Ser.* **164**, 156 (2006); S. Yoshida, S. Yoshida, and Y. Eriguchi, *Astrophys. J.* **651**, 462 (2006).
- [34] K. Uryu and Y. Eriguchi, *Phys. Rev. D* **61**, 124023 (2000).
- [35] E. Zhou, A. Tsokaros, L. Rezzolla, R. Xu, and K. Uryu, *Phys. Rev. D* **97**, 023013 (2018); *Universe* **4**, 48 (2018); E. Zhou, A. Tsokaros, K. Uryu, R. Xu, and M. Shibata, *Phys. Rev. D* **100**, 043015 (2019).
- [36] K. Fujisawa and Y. Eriguchi, *Mon. Not. R. Astron. Soc.* **432**, 1245 (2013); C. Armaza, A. Reisenegger, and J. A. Valdivia, *Astrophys. J.* **802**, 121 (2015).
- [37] P. D. Lasky, B. Zink, K. D. Kokkotas, and K. Glampedakis, *Astrophys. J.* **735**, L20 (2011).
- [38] K. Kiuchi, P. Cerdá-Durán, K. Kyutoku, Y. Sekiguchi, and M. Shibata, *Phys. Rev. D* **92**, 124034 (2015); K. Kiuchi, K. Kyutoku, Y. Sekiguchi, and M. Shibata, *Phys. Rev. D* **97**, 124039 (2018); R. Ciolfi, W. Kastaun, J. V. Kalinani, and B. Giacomazzo, *Phys. Rev. D* **100**, 023005 (2019); M. Ruiz, A. Tsokaros, V. Paschalidis, and S. L. Shapiro, *Phys. Rev. D* **99**, 084032 (2019).
- [39] S. Akiyama, J. C. Wheeler, D. L. Meier, and I. Lichtenstadt, *Astrophys. J.* **584**, 954 (2003); K. Kiuchi, K. Kyutoku, and M. Shibata, *Phys. Rev. D* **86**, 064008 (2012); P. Mösta, S. Richers, C. D. Ott, R. Haas, A. L. Piro, K. Boydston, E. Abdikamalov, C. Reisswig, and E. Schnetter, *Astrophys. J.* **785**, L29 (2014); P. Mösta, C. D. Ott, D. Radice, L. F. Roberts, E. Schnetter, and R. Haas, *Nature (London)* **528**, 376 (2015).
- [40] K. Glampedakis, S. K. Lander, and N. Andersson, *Mon. Not. R. Astron. Soc.* **437**, 2 (2014); S. E. Gralla and T. Jacobson, *Mon. Not. R. Astron. Soc.* **445**, 2500 (2014).

- [41] B. Carter, in *Active Galactic Nuclei*, edited by C. Hazard and S. Mitton (Cambridge University Press, Cambridge, England, 1979), p. 273.
- [42] K. Uryu, A. Tsokaros, L. Baiotti, F. Galeazzi, N. Sugiyama, K. Taniguchi, and S. Yoshida, *Phys. Rev. D* **94**, 101302(R) (2016); K. Uryu, A. Tsokaros, L. Baiotti, F. Galeazzi, K. Taniguchi, and S. Yoshida, *Phys. Rev. D* **96**, 103011 (2017); E. Zhou, A. Tsokaros, L. Rezzolla, R. Xu, and K. Uryu, *Phys. Rev. D* **97**, 023013 (2018).
- [43] E. Gourgoulhon and S. Bonazzola, *Classical Quantum Gravity* **11**, 443 (1994).
- [44] R. Beig, *Phys. Lett.* **69A**, 153 (1978).