



HAL
open science

Numerical solution of Feller's equation

Denys Dutykh

► **To cite this version:**

Denys Dutykh. Numerical solution of Feller's equation. Mathematics , 2019, 7 (11), pp.1067. 10.3390/math7111067 . hal-02290284

HAL Id: hal-02290284

<https://hal.science/hal-02290284>

Submitted on 17 Sep 2019

HAL is a multi-disciplinary open access archive for the deposit and dissemination of scientific research documents, whether they are published or not. The documents may come from teaching and research institutions in France or abroad, or from public or private research centers.

L'archive ouverte pluridisciplinaire **HAL**, est destinée au dépôt et à la diffusion de documents scientifiques de niveau recherche, publiés ou non, émanant des établissements d'enseignement et de recherche français ou étrangers, des laboratoires publics ou privés.



Distributed under a Creative Commons Attribution - NonCommercial - ShareAlike 4.0 International License

Denys DUTYKH

CNRS-LAMA, Université Savoie Mont Blanc, France

NUMERICAL SIMULATION OF FELLER'S
DIFFUSION EQUATION

LAST MODIFIED: September 17, 2019

NUMERICAL SIMULATION OF FELLER'S DIFFUSION EQUATION

DENYS DUTYKH*

ABSTRACT. This article is devoted to FELLER's diffusion equation which arises naturally in probabilities and physics (*e.g.* wave turbulence theory). If discretized naively, this equation may represent serious numerical difficulties since the diffusion coefficient is practically unbounded and most of its solutions are weakly divergent at the origin. In order to overcome these difficulties we reformulate this equation using some ideas from the LAGRANGIAN fluid mechanics. This allows us to obtain a numerical scheme with a rather generous stability condition. Finally, the algorithm admits an elegant implementation and the corresponding MATLAB code is provided with this article under an open source license.

Key words and phrases: FELLER equation; parabolic equations; LAGRANGIAN scheme; numerical simulation; probability density function

MSC: [2010] 35K20 (primary), 65M06, 65M75 (secondary)

PACS: [2010] 02.30.Jr (primary), 02.60.Cb, 02.50.Cw (secondary)

Key words and phrases. Feller equation; parabolic equations; Lagrangian scheme; numerical simulation; probability distribution.

* Corresponding author.

CONTENTS

1	Introduction	4
2	Symmetry analysis	6
3	Reformulation	8
3.1	Numerical discretization	10
4	Numerical results	12
4.1	Steady state preservation	12
4.2	Transient computations	12
	Expanding drift	14
	Confining drift	15
5	Discussion	16
5.1	Conclusions	16
5.2	Perspectives	17
	Acknowledgments	18
A	Positivity preservation	18
B	'Mass' conservation	19
C	Kummer functions	19
	References	19

1. Introduction

The celebrated FELLER equation was introduced in two seminal papers published by William FELLER (1951/1952) in *Annals of Mathematics* [10, 11]. These publications studied mathematically (and, henceforth, gave the name) to the following equation^{*}:

$$p_t + \mathfrak{F}_x = 0, \quad \mathfrak{F}(p, x, t) \stackrel{\text{def}}{=} -x \cdot (\gamma p + \eta p_x), \quad (1.1)$$

where the subscripts t, x denote the partial derivatives, *i.e.* $(\cdot)_t \stackrel{\text{def}}{=} \frac{\partial(\cdot)}{\partial t}$, $(\cdot)_x \stackrel{\text{def}}{=} \frac{\partial(\cdot)}{\partial x}$. Two parameters γ and $\eta > 0$ can be time dependent in some physical applications, even if in this study we assume they are constants, for the sake of simplicity[†]. Equation (1.1) can be seen as the FOKKER–PLANCK (or the forward KOLMOGOROV) equation with γx being the drift and ηx being the diffusion coefficients. One can notice also that Equation (1.1) becomes singular at $x = 0$ and $x = +\infty$. We remind that practically important solutions to FELLER’s equation might be unbounded near $x = 0$. In order to attempt at solving Equation (1.1), one has to prescribe an initial condition $p(x, 0) = p_0(x)$ presumably with a boundary condition at $x = 0$. A popular choice is to prescribe the homogeneous boundary condition $p(0, t) \equiv 0$. For this choice of the boundary condition it is not difficult to show that the FELLER equation dynamics would preserve solution positivity provided that $p_0(x) \geq 0$ (see Appendix A for a proof). The solution norm is also preserved (see Appendix B). Moreover, FELLER using the LAPLACE transform techniques has shown in [10] that the initial condition $p_0(x)$ determines uniquely the solution. In other words, *no* boundary condition at $x = 0$ should be prescribed. This conclusion might appear, perhaps, to be counter-intuitive.

The great interest in FELLER’s equation can be explained by its connection to FELLER’s processes, which can be described by the following stochastic differential LANGEVIN equation[‡]:

$$dX_t = -\gamma X_t dt + \sqrt{2\eta X_t} dW_t,$$

where W_t is the standard WIENER process, *i.e.* $\xi(t) \stackrel{\text{def}}{=} \frac{dW_t}{dt}$ is zero-mean GAUSSIAN white noise, *i.e.*

$$\langle \xi(t) \rangle = 0, \quad \langle \xi(t) \xi(s) \rangle = \delta(t - s),$$

^{*}To be more accurate, W. FELLER studied the following equation [10]:

$$p_t = [axu]_{xx} - [(c + bx)u]_x,$$

where $a > 0$ and $0 < x < +\infty$.

[†]The numerical method we are going to propose can be straightforwardly generalized for this case when $\gamma = \gamma(t)$ and $\eta = \eta(t)$. Moreover, FELLER’s processes with time-varying coefficients were studied recently in [19].

[‡]The stochastic differential equations is understood in the sense of IT \bar{O} .

where the brackets $\langle \cdot \rangle$ denote an ensemble averaging operator. Then, the Probability Density Function (PDF) $p(x, t; x_0)$ of the process $X(t)$, *i.e.*

$$\mathbb{P}\{x < X(t) < x + dx \mid X(0) = x_0\} \equiv p(x, t; x_0) dx$$

satisfies Equation (1.1) with the following initial condition [13]:

$$p_0(x) = \delta(x - x_0), \quad x_0 \in \mathbb{R}^+.$$

The point $x = 0$ is a singular boundary that the process $X(t)$ cannot cross. The FELLER process is a continuous representation of branching and birth-death processes, which never attains negative values. This property makes it an ideal model not only in physical, but also in biological and social sciences [12, 19, 20].

As a general comprehensive reference on generalized FELLER's equations we can mention the book [18]. Since at least a couple of years there is again a growing interest for studying equation (1.1). Some singular solutions to FELLER's equation with constant coefficients were constructed in [12] via spectral decompositions. FELLER's equation and FELLER's processes with time-varying coefficients were studied analytically (always using the LAPLACE transform) and asymptotically in [19].

Recently, the FELLER equation was derived in the context of the weakly interacting random waves dominated by four-wave interactions [6]. Wave Turbulence* (WT) is a common name for such processes [23]. In WT the FELLER equation governs the PDF of squared FOURIER wave amplitudes, *i.e.* $x \sim |a|^2$. In [6] some steady solutions to this equation with finite flux in the amplitude space were constructed[†]. See also [21, Chapter 11] for a detailed discussion and interpretations.

The behaviour of solutions $p(x, t)$ for large x describes the appearance probability of extreme waves. In the context of ocean waves, these extreme events are known as *rogue* (or *freak*) waves [9]. In the WT literature, any noticeable deviation from the RAYLEIGH distribution for $x \gg 1$ is referred to as the *anomalous probability distribution* of large amplitude waves [6]. For GAUSSIAN wave fields all statistical properties can be derived from the spectrum. However, the PDFs and other higher order moments are compulsory tools to study such deviations.

The present study focuses on the numerical discretization and simulation of FELLER equation. The naive approach to solve this equation numerically encounters notorious difficulties. The first question, which arises is what is the (numerical) boundary condition to be imposed at $x = 0$? Moreover, one can notice that Equation (1.1) is posed on a semi-infinite domain. There are three main strategies to tackle this difficulty:

- (1) Map \mathbb{R}^+ on a finite interval $[0, \ell]$
- (2) Use spectral expansions on \mathbb{R}^+ (*e.g.* LAGUERRE or associated LAGUERRE polynomials)

*We could define the Wave Turbulence (WT) as a physical and mathematical study of systems where random and coherent waves co-exist and interact [23].

[†]There is a misprint in [6, p. 366]. To obtain mathematically correct solutions one has to define $n_k \stackrel{\text{def}}{=} \frac{\eta}{\gamma}$ on the line below Equation (14).

(3) Replace (truncate) \mathbb{R}^+ to $[0, L]$, with $L \gg 1$.

In most studies the latter option is retained by imposing some appropriate boundary conditions at the artificial boundary $x = L$. In our study we shall propose a method, which is able to handle the semi-infinite domain \mathbb{R}^+ without any truncations or simplifications. Finally, the diffusion coefficient in the FELLER equation (1.1) is unbounded. If the domain is truncated at $x = L$, then the diffusion coefficient takes the maximal value $\nu_{\max} \stackrel{\text{def}}{=} \eta L \gg 1$, which depends on the truncation limit L and it can become very large in practice. We remind also that explicit schemes for diffusion equations are subject to the so-called COURANT–FRIEDRICHS–LEWY (CFL) stability conditions [7]:

$$\Delta t \leq \frac{\Delta x^2}{2\nu_{\max}}.$$

Taking into account the fact that ν_{\max} can be arbitrarily large, no explicit scheme can be usable with FELLER equation in practice. Moreover, the dynamics of the FELLER equation spreads over the space \mathbb{R}^+ even localized initial conditions. In general, one can show that the support of $p(x, t)$, $t > 0$ is strictly larger* than the one of $p(x, 0)$. It is the so-called *retention property*. Thus, longer simulation times require larger domains. For all these reasons, it becomes clear that numerical discretization of the FELLER equation requires special care.

In this study we demonstrate how to overcome this assertion as well. The main idea behind our study is to bring together PDEs and Fluid Mechanics. First, we observe that the classical EULERIAN description is not suitable for this equation, even if the problem is initially formulated in the EULERIAN setting. Consequently, the FELLER equation will be recast in special *material* or the so-called LAGRANGIAN variables†, which make the resolution easier and naturally adaptive [14, Chapter 7].

The present manuscript is organized as follows. The symmetry analysis of Equation (1.1) is performed in Section 2. Then, the governing equation is reformulated in LAGRANGIAN variables in Section 3. The numerical results are presented in Section 4. Finally, the main conclusions and perspectives are outlined in Section 5.

2. Symmetry analysis

In general, a linear PDE admits an infinity of conservation laws, with integrating multipliers being solutions to the adjoint PDE [2]. Here we provide an interesting conservation law, which was found using the GEM MAPLE package [5]:

$$\left(E_1 \left(-\frac{\gamma x}{\eta} \right) p \right)_t + \mathfrak{G}_x = 0,$$

*Using modern analytical techniques it is possible to show even sharper results on the solution support, see *e.g.* [4].

†It is known that both EULERIAN and LAGRANGIAN descriptions were proposed by the same person — Leonhard EULER.

where $E_1(z) \stackrel{\text{def}}{:=} \int_1^{+\infty} \frac{e^{-tz}}{t} dt$ is the so-called *exponential integral* function [1] and the flux \mathfrak{G} is defined as

$$\mathfrak{G}(x, p) \stackrel{\text{def}}{:=} -\eta e^{\frac{\gamma x}{\eta}} p - x \left(\gamma E_1\left(-\frac{\gamma x}{\eta}\right) p + \eta E_1\left(-\frac{\gamma x}{\eta}\right) p_x \right).$$

The symmetry group of point transformations can be computed using GEM package as well. The infinitesimal generators are given below:

$$\begin{aligned} \xi_1 &= \mathcal{D}_t, \\ \xi_2 &= p \mathcal{D}_p, \\ \xi_3 &= -\frac{e^{-\gamma t}}{\gamma} \mathcal{D}_t + e^{-\gamma t} x \mathcal{D}_x - e^{-\gamma t} p \mathcal{D}_p, \\ \xi_4 &= \frac{e^{\gamma t}}{\gamma} \mathcal{D}_t + e^{\gamma t} x \mathcal{D}_x - \frac{\gamma e^{\gamma t}}{\eta} x p \mathcal{D}_p, \\ \xi_5 &= e^{(\gamma+c)t} \mathcal{M}\left(1 + \frac{c}{\gamma}, 1, \frac{\gamma x}{\eta}\right) e^{-\frac{\gamma x}{\eta}} \mathcal{D}_p, \\ \xi_6 &= e^{(\gamma+c)t} \mathcal{U}\left(1 + \frac{c}{\gamma}, 1, \frac{\gamma x}{\eta}\right) e^{-\frac{\gamma x}{\eta}} \mathcal{D}_p, \end{aligned}$$

where $c \in \mathbb{R}$, $\mathcal{M}(a, b, z)$ and $\mathcal{U}(a, b, z)$ are KUMMER special functions [1, 17] (see also Appendix C). The corresponding point transformations, which map solutions of (1.1) into other solutions, can be readily obtained by integrating several ODE systems (we do not provide integration details here):

$$\begin{aligned} (t, x, p) &\mapsto (t + \varepsilon_1, x, p), \\ (t, x, p) &\mapsto (t, x, e^{\varepsilon_2} p), \\ (t, x, p) &\mapsto \left(\frac{1}{\gamma} \ln(\varepsilon_3 \gamma + e^{\gamma t}), \frac{e^{\gamma t}}{\varepsilon_3 \gamma + e^{\gamma t}} x, (1 + \varepsilon_3 \gamma e^{-\gamma t}) p \right), \\ (t, x, p) &\mapsto \left(t - \frac{1}{\gamma} \ln(1 - \varepsilon_4 \gamma e^{\gamma t}), \frac{x}{1 - \varepsilon_4 \gamma e^{\gamma t}}, e^{-\frac{\varepsilon_4 \gamma^2 x e^{\gamma t}}{\eta(1 - \varepsilon_4 \gamma e^{\gamma t})}} p \right), \\ (t, x, p) &\mapsto \left(t, x, p + \varepsilon_5 \mathcal{M}\left(1 + \frac{c}{\gamma}, 1, \frac{\gamma x}{\eta}\right) e^{-\frac{\gamma x}{\eta} + (\gamma+c)t} \right), \\ (t, x, p) &\mapsto \left(t, x, p + \varepsilon_6 \mathcal{U}\left(1 + \frac{c}{\gamma}, 1, \frac{\gamma x}{\eta}\right) e^{-\frac{\gamma x}{\eta} + (\gamma+c)t} \right). \end{aligned}$$

The first symmetry is the time translation. The second one is the scaling of the dependent variable (the governing equation is linear). Symmetries 3 and 4 are exponential scalings. Two last symmetries express the fact that we can always add to the solution a particular solution to the homogeneous equation to obtain another solution. For instance, the solutions invariant under time translations (ξ_1) are steady states and their general form is the following:

$$p(x) = e^{-\frac{\gamma x}{\eta}} \left(\mathcal{C}_1 E_1\left(-\frac{\gamma x}{\eta}\right) + \mathcal{C}_2 \right), \quad (2.1)$$

where $\mathcal{C}_{1,2}$ are ‘arbitrary’ constants, which have to be determined from imposed conditions. Of course, they should be chosen so that the resulting steady solution is a valid probability distribution. It is not difficult to check that the imposed flux \mathfrak{F} on the steady state solution is equal to $\mathcal{C}_1 \eta$. Please, notice also an important property of the exponential integral function, which is useful in manipulating its values for negative arguments:

$$\lim_{\delta \rightarrow 0} \text{Ei}_1(x \pm i\delta) = \text{Ei}_1(x) \mp i\pi \equiv -\text{Ei}(-x) \mp i\pi, \quad x < 0,$$

where $\text{Ei}(z)$ is the following exponential integral:

$$\text{Ei}(z) \stackrel{\text{def}}{=} - \int_{-\infty}^z \frac{e^t}{t} dt.$$

Thus, $\text{Ei}(x) \equiv -\text{Ei}_1(-x)$ for $x < 0$. The last relation can be also extended to the entire complex plain:

$$\text{Ei}(z) \equiv -\text{Ei}_1(-z) + \frac{1}{2} \ln z - \frac{1}{2} \ln\left(\frac{1}{z}\right) - \ln(-z), \quad z \in \mathbb{C}.$$

We provide here also the general solutions invariant under the symmetry (ξ_3) :

$$p(x, t) = \left(\mathcal{C}_2 - \mathcal{C}_1 t + \frac{\mathcal{C}_1}{\gamma} \ln x \right) e^{-\frac{\gamma x}{\eta}}$$

and under symmetry (ξ_4) :

$$p(x, t) = \left(\mathcal{C}_1 + \mathcal{C}_2 t + \frac{\mathcal{C}_2}{\gamma} \ln x \right) e^{\gamma t}.$$

These solutions might be used, for example, to validate numerical codes.

3. Reformulation

By following the lines of [14, Chapter 7], we are going to rewrite FELLER’s Equation (1.1) with the so-called LAGRANGIAN or *material* variables. The main advantage of this formulation consists in the fact that we can handle infinite domains *without* any truncations, transformations, *etc.* It becomes possible to carry computations in infinite domains. Our domain is semi-infinite ($x \in \mathbb{R}^+$) with the left boundary $x = 0$ being a reflection point.

As the first step, we introduce the distribution function associated to the probability density $p(x, t)$:

$$\mathcal{P}(x, t) \stackrel{\text{def}}{=} \int_0^x p(\xi, t) d\xi. \quad (3.1)$$

The same can be done for the initial condition as well:

$$\mathcal{P}_0(x) \stackrel{\text{def}}{=} \int_0^x p_0(\xi) d\xi, \quad p_0 \in W_{loc}^{1,1}(\mathbb{R}^+).$$

We notice also two obvious properties of the function $\mathcal{P}(x, t)$:

$$\partial_x \mathcal{P}(x, t) \equiv p(x, t), \quad \lim_{x \rightarrow 0} \mathcal{P}(x, t) = 0, \quad \lim_{x \rightarrow +\infty} \mathcal{P}(x, t) = 1.$$

Due to the positivity preservation property (see Appendix A) the function $\mathcal{P}(x, t)$ is non-decreasing in variable x . Thus, we can define its pseudo-inverse*:

$$\mathcal{X} : [0, 1] \times \mathbb{R}^+ \mapsto \mathbb{R}^+,$$

which is defined as

$$\mathcal{X}(\bar{\mathcal{P}}, t) \stackrel{\text{def}}{=} \inf \{ \xi \in \mathbb{R}^+ \mid \mathcal{P}(\xi, t) = \bar{\mathcal{P}} \}.$$

Similarly, the initial condition does possess a pseudo-inverse as well:

$$\mathcal{X}_0(\bar{\mathcal{P}}) \stackrel{\text{def}}{=} \inf \{ \xi \in \mathbb{R}^+ \mid \mathcal{P}_0(\xi) = \bar{\mathcal{P}} \}, \quad (3.2)$$

such that $\mathcal{X}(\bar{\mathcal{P}}, 0) \equiv \mathcal{X}_0(\bar{\mathcal{P}})$.

If FELLER equation (1.1) holds in the sense of distributions, then the following equation holds as well:

$$\mathcal{P}_t - x \left[\gamma \mathcal{P} + \eta \mathcal{P}_x \right]_x = 0. \quad (3.3)$$

along with the initial condition

$$\mathcal{P}(x, 0) = \mathcal{P}_0(x).$$

Equation (3.3) can be readily obtained by exploiting the obvious property $p(x, t) = \partial_x \mathcal{P}(x, t)$. In Appendix A we show that zero value of the solution $p(x, t)$ is repulsive. Thus, $\partial_x \mathcal{P}(x, t) \equiv p(x, t) > 0$, $\forall (x, t) \in (\mathbb{R}^+)^2$. Thus, the implicit function theorem [24, 25] guarantees the existence of derivatives of the inverse mapping $\mathcal{X}(\bar{\mathcal{P}}, t)$. Let us compute them by differentiating with respect to $\bar{\mathcal{P}}$ and t the following obvious identity:

$$\mathcal{P}(\mathcal{X}(\bar{\mathcal{P}}, t), t) \equiv \bar{\mathcal{P}}.$$

Thus, one can easily show that

$$\frac{\partial \mathcal{X}}{\partial \bar{\mathcal{P}}} = \frac{1}{\partial_x \mathcal{P}}, \quad \frac{\partial \mathcal{X}}{\partial t} = - \frac{\partial_t \mathcal{P}}{\partial_x \mathcal{P}}.$$

Using these expressions of partial derivatives, we derive the following evolution equation for the inverse mapping $\mathcal{X}(\bar{\mathcal{P}}, \cdot)$:

$$(e^{\gamma t} \mathcal{X})_t + \mathcal{X} \cdot \left[\eta e^{\gamma t} \left(\frac{\partial \mathcal{X}}{\partial \bar{\mathcal{P}}} \right)^{-1} \right]_{\bar{\mathcal{P}}} = 0. \quad (3.4)$$

The last equation can be rewritten also by introducing a new dynamic variable:

$$\mathcal{Y}(\bar{\mathcal{P}}, t) \stackrel{\text{def}}{=} e^{\gamma t} \mathcal{X}(\bar{\mathcal{P}}, t), \quad \mathcal{Y}(\bar{\mathcal{P}}, 0) \equiv \mathcal{X}(\bar{\mathcal{P}}, 0). \quad (3.5)$$

It is not difficult to see that Equation (3.4) becomes:

$$\mathcal{Y}_t + \mathcal{Y} \cdot \left[\eta e^{\gamma t} \left(\frac{\partial \mathcal{Y}}{\partial \bar{\mathcal{P}}} \right)^{-1} \right]_{\bar{\mathcal{P}}} = 0. \quad (3.6)$$

The last equation will be solved numerically in the following Section.

*This mapping is sometimes called the *reciprocal mapping* [14] or an *order preserving string* [3].

3.1. Numerical discretization

Earlier we derived Equation (3.4), which governs the dynamics of the pseudo-inverse mapping $\mathcal{X}(\mathcal{P}, \cdot)$. The initial condition for Equation (3.4) is given by the pseudo-inverse (3.2) of the initial condition $\mathcal{P}_0(x)$. We discretize Equation (3.4) with an explicit discretization in time since it yields the most straightforward implementation.

The first step in our algorithm consists in choosing the initial sampling interval. We make this choice depending on the provided initial condition. Typically, we want to sample only where it is needed. Thus, it seems reasonable to choose the *initial* segment $[0, \ell_0]$ with ℓ_0 being the leftmost location such that

$$1 - \mathcal{P}_0(\ell_0) < \text{tol}.$$

In simulations presented below we chose $\text{tol} \sim \mathcal{O}(10^{-5})$. Then, we choose the initial sampling $\{\mathcal{X}_k^0\}_{k=0}^N \in [0, \ell_0] \subseteq \mathbb{R}^+$, with $\mathcal{X}_0^0 = 0$ and $\mathcal{X}_N^0 = \ell_0$. It is desirable that the initial sampling be adapted to the initial condition, since errors made initially cannot be corrected later. We define also $\mathcal{P}_k = \mathcal{P}_0(\mathcal{X}_k^0)$. We stress out that $\{\mathcal{P}_k\}_{k=0}^N$ stand for a discrete cumulative mass variable and, thus, they are time independent.

More generally, we introduce the following notation:

$$\mathcal{X}_k^n \stackrel{\text{def}}{=} \mathcal{X}(\mathcal{P}_k, t^n), \quad k = 0, 1, \dots, N,$$

with $t^n \stackrel{\text{def}}{=} n \Delta t$, $n \in \mathbb{N}$ and $\Delta t > 0$ is a chosen time step*. We introduce also similar notation for the dynamic variable:

$$\mathcal{Y}_k^n \stackrel{\text{def}}{=} \mathcal{Y}(\mathcal{P}_k, t^n), \quad \mathcal{Y}_k^0 \equiv \mathcal{X}_k^0, \quad k = 0, 1, \dots, N.$$

Now we can state the fully discrete scheme for Equation (3.6):

$$\frac{\mathcal{Y}_k^{n+1} - \mathcal{Y}_k^n}{\Delta t} + \eta e^{\gamma t^n} \frac{\mathcal{Y}_k^n}{\Delta \mathcal{P}_k} \left\{ \frac{\Delta \mathcal{P}_{k+\frac{1}{2}}}{\mathcal{Y}_{k+1}^n - \mathcal{Y}_k^n} - \frac{\Delta \mathcal{P}_{k-\frac{1}{2}}}{\mathcal{Y}_k^n - \mathcal{Y}_{k-1}^n} \right\}, \quad (3.7)$$

with $n \geq 0$, $k = 0, 1, \dots, N-1$ and

$$\Delta \mathcal{P}_{k+\frac{1}{2}} \stackrel{\text{def}}{=} \mathcal{P}_{k+1} - \mathcal{P}_k, \quad \Delta \mathcal{P}_{k-\frac{1}{2}} \stackrel{\text{def}}{=} \mathcal{P}_k - \mathcal{P}_{k-1}.$$

The quantity $\Delta \mathcal{P}_k$ can be defined as the arithmetic or geometric mean of two neighbouring discretization steps $\Delta \mathcal{P}_{k \pm \frac{1}{2}}$:

$$\Delta \mathcal{P}_k \stackrel{\text{def}}{=} \frac{\Delta \mathcal{P}_{k+\frac{1}{2}} + \Delta \mathcal{P}_{k-\frac{1}{2}}}{2}, \quad \Delta \mathcal{P}_k \stackrel{\text{def}}{=} \sqrt{\Delta \mathcal{P}_{k+\frac{1}{2}} \cdot \Delta \mathcal{P}_{k-\frac{1}{2}}}.$$

*We present our algorithm with a constant time step for the sake of simplicity. However, in realistic simulations presented in Section 4 the time step will be chosen adaptively and automatically to meet the stability and accuracy requirements prescribed by the user.

To be specific, in our code we implemented the arithmetic mean. The fully discrete scheme can be easily rewritten under the form of a discrete dynamical system:

$$\mathcal{Y}_k^{n+1} = \mathcal{Y}_k^n - \eta \Delta t e^{\gamma t^n} \frac{\mathcal{Y}_k^n}{\Delta \mathcal{P}_k} \left\{ \frac{\Delta \mathcal{P}_{k+\frac{1}{2}}}{\mathcal{Y}_{k+1}^n - \mathcal{Y}_k^n} - \frac{\Delta \mathcal{P}_{k-\frac{1}{2}}}{\mathcal{Y}_k^n - \mathcal{Y}_{k-1}^n} \right\}, \quad n \geq 0.$$

Remark 1. We would like to say a few words about the implementation of boundary conditions. First of all, no boundary condition is required on the left side, where $\mathcal{X}_0^n = \mathcal{Y}_0^n \equiv 0$. On the right boundary we prefer to impose the homogeneous NEUMANN-type boundary condition, which yields the exact ‘mass’ conservation at the discrete level as well. Namely, at the rightmost cell we have the following fully discrete scheme:

$$\mathcal{Y}_N^{n+1} = \mathcal{Y}_N^n + \eta \Delta t e^{\gamma t^n} \frac{\mathcal{Y}_N^n}{\Delta \mathcal{P}_N} \cdot \frac{\Delta \mathcal{P}_{N-\frac{1}{2}}}{\mathcal{Y}_N^n - \mathcal{Y}_{N-1}^n}, \quad n \geq 0,$$

with $\Delta \mathcal{P}_N \stackrel{\text{def}}{=} \frac{\mathcal{P}_N - \mathcal{P}_{N-2}}{2}$. As a result, we obtain the exact conservation of ‘mass’ at the discrete level:

$$\sum_{k=0}^N \Delta \mathcal{P}_k \mathcal{X}_k^n \equiv \sum_{k=0}^N \Delta \mathcal{P}_k \mathcal{X}_k^0, \quad \forall n \in \mathbb{N}.$$

To summarize, our numerical strategy consists in:

- (1) We compute the pseudo-inverse of the initial data $p_0(x)$ to obtain $\mathcal{X}(\mathcal{P}, 0) \equiv \mathcal{Y}(\mathcal{P}, 0)$.
- (2) This initial condition $\mathcal{Y}(\mathcal{P}, 0)$ is evolved in (discrete) time using an *explicit* marching scheme in order to obtain numerical approximation to $\mathcal{Y}(\mathcal{P}, t)$, $t > 0$.
- (3) The variable $\mathcal{X}(\mathcal{P}, t)$ is recovered by inverting (3.5), *i.e.*

$$\mathcal{X}(\mathcal{P}, t) = e^{-\gamma t} \mathcal{Y}(\mathcal{P}, t).$$

- (4) Thanks to (3.1) we can deduce the values of $p(\mathcal{X}(\mathcal{P}, t), t) \in [0, 1]$ by applying a favourite finite difference formula*.

Working with the pseudo-inverse allows to overcome the issue of the retention phenomenon, which manifests as the expanding support of $p(x, t)$ for positive (and possibly large) times $t > 0$, $t \gg 1$, since the computational domain was transformed to $[0, 1]$. This method is the LAGRANGIAN counterpart of the moving mesh technique in the EULERIAN setting [15, 16].

A simple MATLAB code, which implements the scheme we described hereinabove, is freely available for reader's convenience at this URL address:

<https://github.com/dutykh/Feller/>

*In our code we employed the simplest forward finite differences and it lead satisfactory results. This point can be easily improved when necessary.

4. Numerical results

In this Section we validate and illustrate the application of the proposed algorithm on several examples. However, first we begin with a straightforward validation test. The only difference with the proposed above algorithm is that we are using a higher order adaptive time stepping for our practical simulations. The explicit first order scheme was used to simplify the presentation. In practice, much more sophisticated time steppers can be used. For instance, we shall employ the explicit embedded DORMAND–PRINCE RUNGE–KUTTA pair (4, 5) [8] implemented in MATLAB under the `ode45` routine [22]. Conceptually, this method is similar to the explicit EULER scheme presented above. It conserved all good properties we showed, but it provides additionally the higher accuracy order and totally automatic adaptivity of the time step, which matches very well with adaptive features of the LAGRANGIAN scheme in space. The values of absolute and relative tolerances used in the time step choice are systematically reported below.

4.1. Steady state preservation

In order to validate the numerical algorithm we have at our disposal a family of steady state solutions (2.1). Hence, if we take such a solution as an initial condition, normally the algorithm has to keep it intact under the discretized dynamics. The parameters η , γ of the equation, those of the steady solution and numerical parameters used in our computation are reported in Table 1. The initial condition at $t = 0$ along with the final state at $t = T$ are shown in Figure 1. Up to graphical resolution they coincide completely. We can easily check that during the whole simulation the points barely moved, *i.e.*

$$\|\mathcal{X}(\cdot, T) - \mathcal{X}(\cdot, 0)\|_\infty \approx 0.008577\dots$$

We can check also other quantities. For instance, $\mathcal{P}(\xi, t)$ is preserved up to the machine precision. If we reconstruct the probability distribution $p(x, t)$, we obtain:

$$\|p(\cdot, T) - p(\cdot, 0)\|_\infty \approx 0.003051\dots$$

The last error comes essentially from the fact that we apply simple first order finite difference to reconstruct the variable $p(x, t)$ from its primitive $\mathcal{P}(x, t)$. We can improve this point, but even this simple reconstruction seems to be consistent with the overall scheme accuracy. Thus, this example shows that our implementation of the proposed algorithm is also practically well-balanced [14], since steady state solutions are well preserved.

4.2. Transient computations

In this Section we present a couple of extra truly unsteady computations in order to illustrate the capabilities of our method. Namely, we shall simulate the probability distributions emerging from a family of initial conditions (normalized to have the probability

<i>Parameter</i>	<i>Value</i>
Drift coefficient, γ	1.0
Diffusion coefficient, η	1.0
Integration constant, \mathcal{C}_1	0.0
Integration constant, \mathcal{C}_2	$\frac{\eta}{\gamma} \equiv 1.0$
Final simulation time, T	10.0
Number of discretization points, N	500
Absolute tolerance, tol_a	10^{-5}
Relative tolerance, tol_r	10^{-5}

Table 1. Numerical parameters used in the steady state computations.

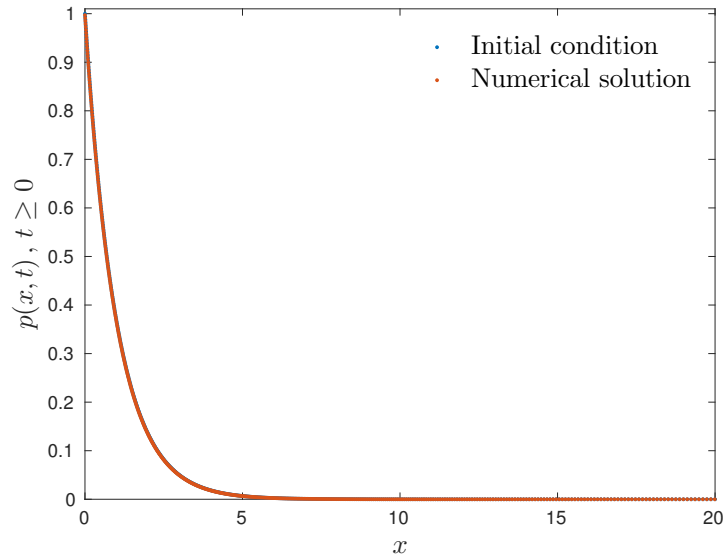


Figure 1. Comparison of a steady state solution of class (2.1) at $t = 0$ and at $t = T = 10$. They are indistinguishable up to the graphical resolution, which validates the solver.

distribution):

$$p_0(x) = \frac{e^{-\frac{x}{\sigma_1}} + e^{-\frac{x-x_0}{\sigma_2}}}{\sigma_1 + \sigma_2 e^{\frac{x_0}{\sigma_2}}}.$$

The primitive of the last distribution can be easily computed as well:

$$\mathcal{P}(x) = 1 - \frac{\sigma_1 e^{-\frac{x}{\sigma_1}} + \sigma_2 e^{-\frac{x-x_0}{\sigma_2}}}{\sigma_1 + \sigma_2 e^{\frac{x_0}{\sigma_2}}}.$$

<i>Parameter</i>	<i>Expanding experiment</i>	<i>Confining experiment</i>
Drift coefficient, γ	-0.1	0.5
Diffusion coefficient, η	1.0	1.0
Final simulation time, T	3.0	12.0
Number of discretization points, N	100	100
Initial condition parameter, σ_1	2.0	2.0
Initial condition parameter, σ_2	1.0	1.0
Initial condition parameter, x_0	3.0	3.0
Absolute tolerance, tol_a	10^{-5}	10^{-5}
Relative tolerance, tol_r	10^{-5}	10^{-5}

Table 2. Numerical parameters used in unsteady computations.

We design two different experiments *in silico* to show two completely different behaviours of solutions to FELLER equation (1.1) depending on the sign of the drift coefficient γ . These will constitute additional tests for the proposed numerical method. In both cases, the initial positions of particles are chosen according to the logarithmic distribution (`logspace` function in MATLAB) on the segment $[0, 20]$. This choice is made to represent more accurately the exponentially decaying initial condition since the errors made in the initial condition cannot be corrected in the dynamics.

4.2.1 Expanding drift

If the drift coefficient $\gamma < 0$, this term will cause FELLER's equation (1.1) to transport information in the rightward direction. This situation is quite uncomfortable from the numerical point of view since the initial condition expands quickly towards the (positive) infinity. We submitted our method to this case. All numerical and physical parameters are provided in Table 2 (the middle column). The initial condition along with the probability distribution at the end of our simulation are shown simultaneously in Figure 2(a,b) in CARTESIAN and semi-logarithmic coordinates correspondingly. As expected, the support of the initial condition more than triples from $t = 0$ to $t = T = 3.0$. We remind that the diffusion and drift coefficients are proportional to x and the scheme handles the growth of these terms automatically. The smooth decay of the solution on the semi-logarithmic plot (see Figure 2(b)) shows the absence of any numerical instabilities. The trajectory of grid nodes is shown in Figure 2(c). One can see that points follow the expansion of the solution. Nevertheless, they concentrate in the areas where the probability takes significant values.

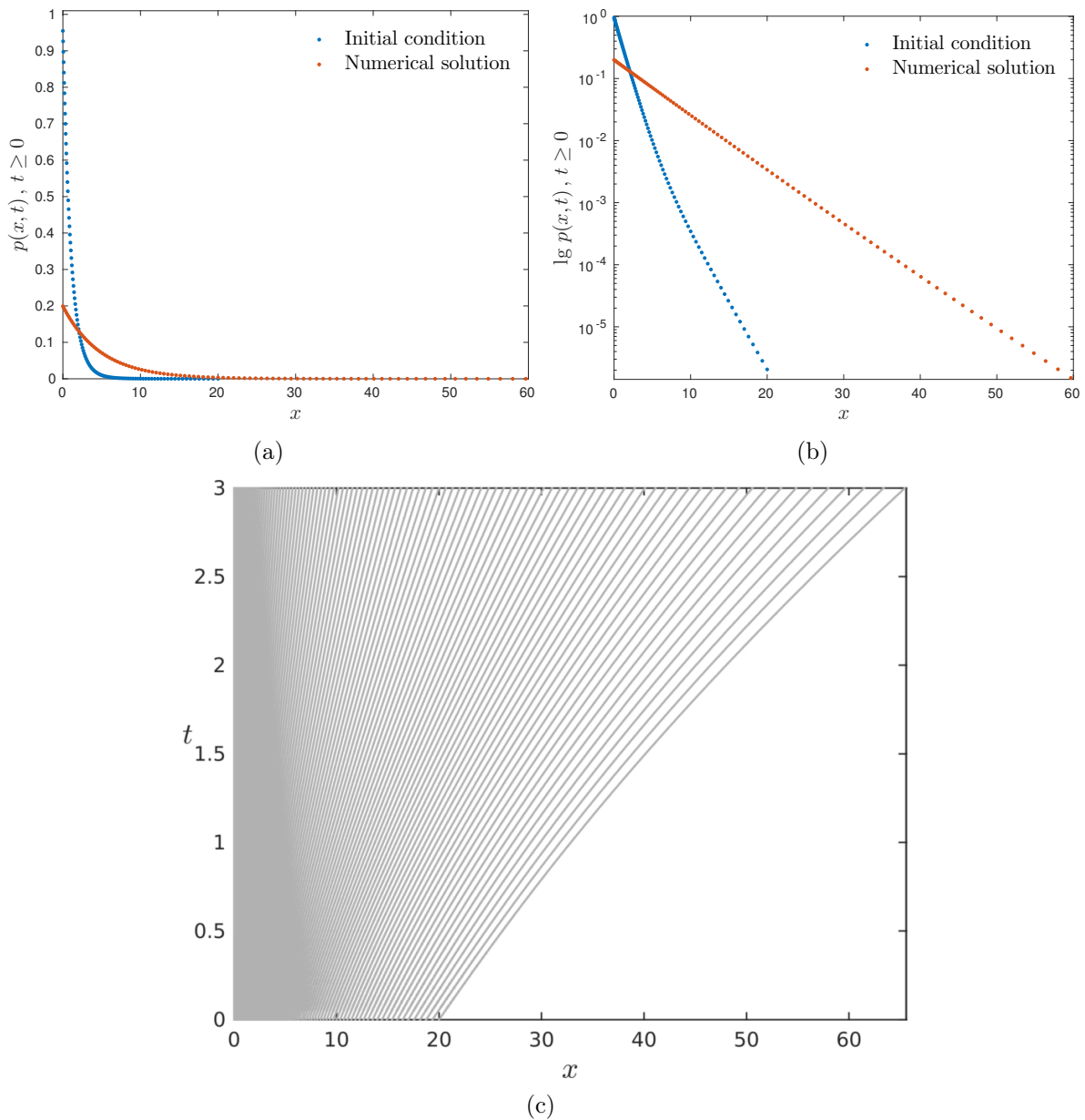


Figure 2. Numerical result of the expanding experiment with negative drift $\gamma = -0.1 < 0$: (a) initial and terminal states of the numerical discretized solution; (b) initial and terminal states of the numerical discretized solution in semi-logarithmic coordinates; (c) trajectories of grid nodes. All numerical parameters for this computation are reported in Table 2 (middle column).

4.2.2 Confining drift

In the case of the positive drift coefficient $\gamma > 0$, the FELLER dynamics gets even more interesting since we have two competing effects:

- (1) Positive drift moving information towards the origin $x = 0$,
- (2) Diffusion spreading solution towards the positive infinity.

It might happen that both effects balance each other and result in a steady solution. Such a simulation is presented in this Section. The numerical and physical parameters are given in Table 2 (the right column). The initial condition along with the probability distribution at the end of our simulation are shown simultaneously in Figure 3(a,b) in CARTESIAN and semi-logarithmic coordinates respectively. The trajectories of grid nodes are shown in Figure 2(c). One can see the rapid initial expansion stage, which is followed by a stabilization process, when we almost achieved the expected steady state. Again, the grid nodes trajectories show excellent adaptive features of the numerical scheme: at the end of the simulation the relative density of nodes turns out to be preserved. The semi-logarithmic plot shown in Figure 3(b) shows that the numerical solution is free of numerical instabilities. The obtained steady solution will be preserved by discrete dynamics thanks to the well-balanced property demonstrated in Section 4.1.

5. Discussion

Above we presented some rationale about the discretization, existence and uniqueness theory for FELLER's equation. The main conclusions and perspectives are outlined below.

5.1. Conclusions

The celebrated FELLER equation was studied mathematically in two seminal papers published by William FELLER (1951/1952) in Annals of Mathematics [10, 11]. In particular, the uniqueness was shown in [11] without any boundary condition required at $x = 0$. This result is notable and we use it in our study. The main goal of our work was to present an efficient numerical scheme, which were able to handle the unbounded diffusion inherent to Equation (1.1). Moreover, the retention phenomenon causes the solution support to expand all the time. Thus, if we wait sufficiently long time, it will reach the computational domain boundaries (since $\mathbb{R}^+ \ni x$ was truncated to a finite segment to make the simulation *in silico* possible). To overcome this difficulty, we proposed a simple and explicit LAGRANGIAN scheme using the notion of the pseudo-inverse. In this way, we obtained a stable numerical scheme (under not so stringent stability conditions), which turns out to be naturally *adaptive* as well, since particles move together with the growing support (the rightmost particle position defines the support) and they tend to concentrate where it is really needed. The performance of our scheme was illustrated on several examples. We share also the MATLAB code so that anybody can check the claims we made hereinabove and use it to solve numerically the FELLER equation in their applications:

<https://github.com/dutykh/Feller/>

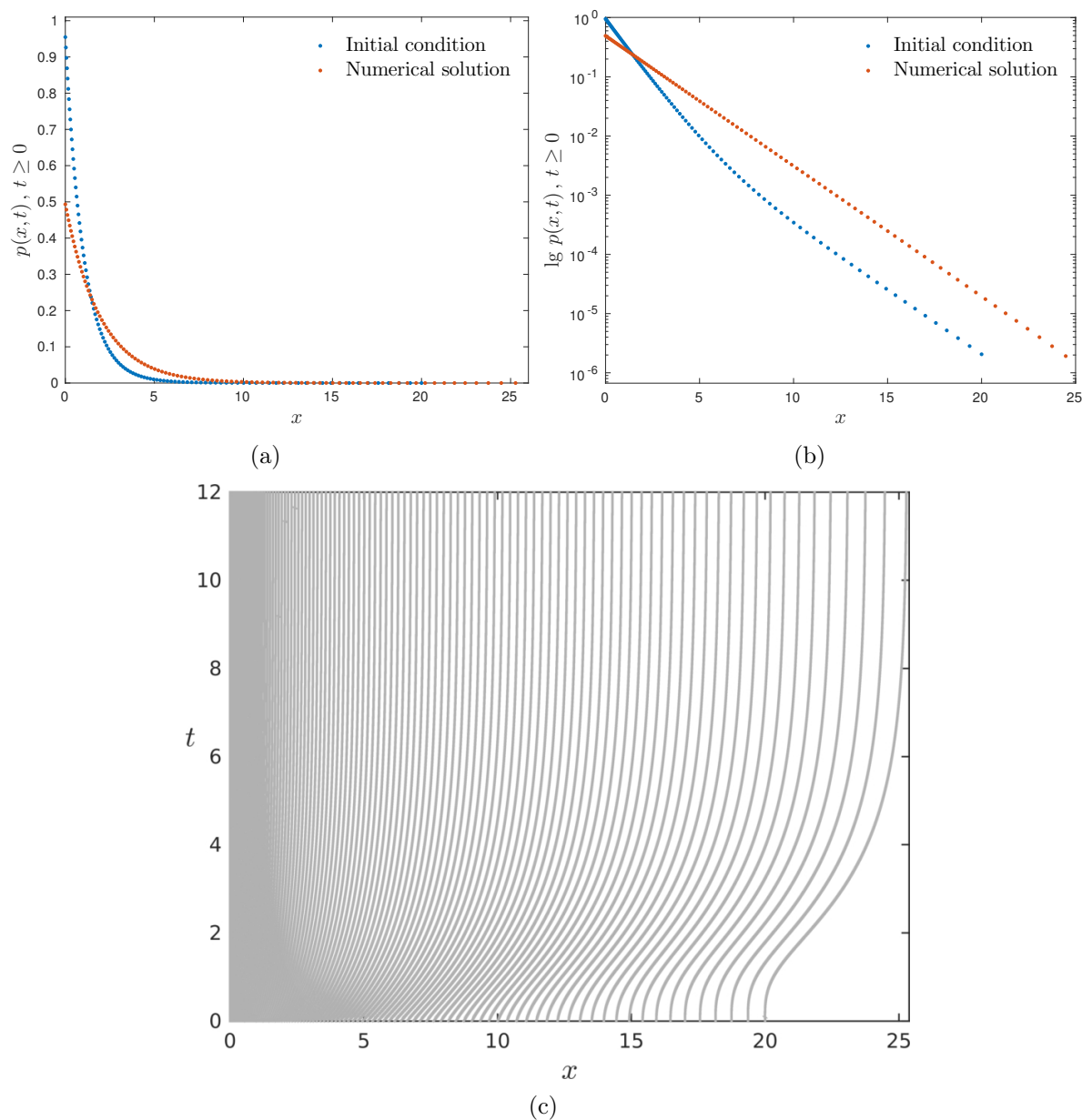


Figure 3. Numerical result of the confining experiment with positive drift $\gamma = 0.5 > 0$: (a) initial and terminal states of the numerical discretized solution; (b) initial and terminal states of the numerical discretized solution in semi-logarithmic coordinates; (c) trajectories of grid nodes. All numerical parameters for this computation are reported in Table 2 (right column).

5.2. Perspectives

All the numerical schemes and results presented in this paper were in one ‘spatial’ dimension. The FELLER equation considered here is 1–D as well. However, it seems interesting*

*Regardless the physical applications.

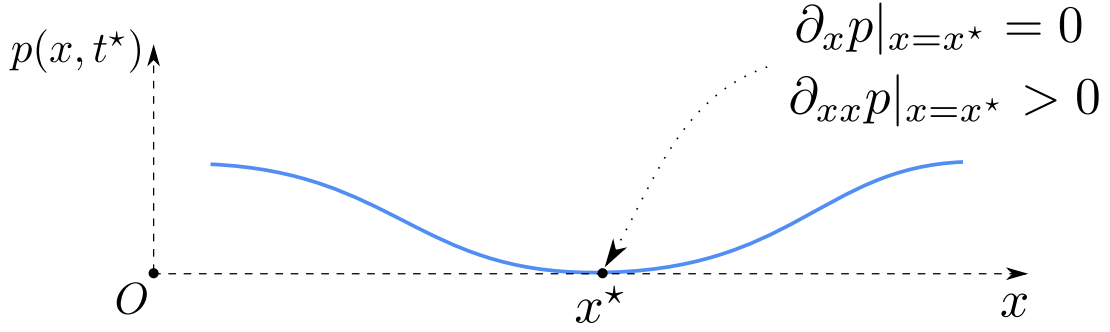


Figure 4. A schematic representation of the situation where the solution $p(x, t)$ attains a zero value in some point $x^* > 0$.

to consider generalized FELLER equations in higher space dimensions and to extend the proposed numerical strategy to the multi-dimensional case as well. Another possible extension direction consists in proposing higher order schemes to capture numerical solutions with better accuracy with the same number of degrees of freedom. On the more theoretical side, we would like to obtain an alternative well-posedness theory for FELLER equation by taking a continuous limit in our numerical scheme.

Acknowledgments

The author would like to thank Prof. Laurent GOSSE (CNR–IAC Rome, Italy) for his invaluable help in understanding his first book. We thank also Prof. Francesco FEDELE (Georgia Tech, Atlanta, USA) for pointing to us this interesting problem.

A. Positivity preservation

In this Appendix we show the positivity preservation property of the solution $p(x, t)$ to Equation (1.1). We suppose that initially the solution is non-negative, *i.e.*

$$p(x, 0) = p_0(x) \geq 0, \quad \forall x \in \mathbb{R}^+.$$

Let us assume that at some positive time $t = t^* > 0$ and in some point $x = x^* \in \mathbb{R}^+$ the solution attains zero value, *i.e.*

$$p(x^*, t^*) = 0.$$

This situation is schematically depicted in Figure 4.

Equation (1.1) can be rewritten in the non-conservative form:

$$p_t = x [\gamma p_x + \eta p_{xx}] + \gamma p + \eta p_x.$$

Taking into account the fact that the point x^* is a local minimum ($p_x|_{x^*} = 0$), where the solution takes zero value ($p|_{x^*} = 0$), the last equation greatly simplifies at this point:

$$p_t|_{x^*} = x^* \eta p_{xx}|_{x^*} > 0,$$

since in the minimum $p_{xx}|_{x^*} > 0$. Thus, zero values of the solution are *repulsive* and for (at least small) times $t > t^*$ the function $t \mapsto p(x^*, t)$ will be increasing.

B. 'Mass' conservation

It is straightforward to show that the L_1 norm of the solution to Equations (1.1) is preserved. Indeed, taking into account that the solution $p(x, t) > 0$ is positive for all times $t > 0$ provided that the initial condition $p_0(x) \geq 0, \forall x \in \mathbb{R}^+$, we have $|p(x, t)| \equiv p(x, t)$. By integrating Equation (1.1), we have

$$\partial_t \int_{\mathbb{R}^+} p(x, t) dx + \int_{\mathbb{R}^+} \mathfrak{F}_x dx = 0.$$

Taking into account that $\mathfrak{F}|_{x=0} \equiv 0$ and the solution $p(x, t)$ is decaying sufficiently fast as $x \rightarrow +\infty$ together with its derivative, we obtain

$$\partial_t \int_{\mathbb{R}^+} p(x, t) dx \equiv 0.$$

In other words,

$$\|p(\cdot, t)\|_{L_1} = \text{const}.$$

The last constant can be in general taken equal to one after the appropriate rescaling (provided that the initial condition is non-trivial). It is this scaling, which is assumed throughout the whole text above. This renormalization is consistent with the 'physical sense' of the variable p being the density of a probability distribution.

C. Kummer functions

The KUMMER functions $\mathcal{M}(a, b, z)$ and $\mathcal{U}(a, b, z)$ are two linearly independent solutions of the following ordinary differential equation:

$$z \frac{dy^2}{dz^2} + (b - z) \frac{dy}{dz} - ay = 0.$$

This equation admits two singular points: $z = 0$ (regular) and $z = +\infty$ (irregular). There exist a connection between KUMMER and hyper-geometric functions [1].

References

- [1] M. Abramowitz and I. A. Stegun. *Handbook of Mathematical Functions*. Dover Publications, 1972. [7](#), [19](#)
- [2] G. W. Bluman, A. F. Cheviakov, and S. C. Anco. *Applications of Symmetry Methods to Partial Differential Equations*. Springer, New York, 2010. [6](#)
- [3] Y. Brenier. Order preserving vibrating strings and applications to electrodynamics and magnetohydrodynamics. *Methods Appl. Anal.*, 11(4):512–532, 2004. [9](#)
- [4] J. A. Carrillo, M. P. Gualdani, and G. Toscani. Finite speed of propagation in porous media by mass transportation methods. *C. R. Mathématique*, 338(10):815–818, may 2004. [6](#)
- [5] A. F. Cheviakov. GeM software package for computation of symmetries and conservation laws of differential equations. *Comp. Phys. Comm.*, 176(1):48–61, jan 2007. [6](#)
- [6] Y. Choi, Y. V. Lvov, S. Nazarenko, and B. Pokorni. Anomalous probability of large amplitudes in wave turbulence. *Phys. Lett. A*, 339(3-5):361–369, may 2005. [5](#)
- [7] R. Courant, K. Friedrichs, and H. Lewy. Über die partiellen Differenzgleichungen der mathematischen Physik. *Mathematische Annalen*, 100(1):32–74, 1928. [6](#)
- [8] J. R. Dormand and P. J. Prince. A family of embedded Runge-Kutta formulae. *J. Comp. Appl. Math.*, 6:19–26, 1980. [12](#)
- [9] K. B. Dysthe, H. E. Krogstad, and P. Muller. Oceanic rogue waves. *Ann. Rev. Fluid Mech.*, 40(40):287–310, 2008. [5](#)
- [10] W. Feller. Two Singular Diffusion Problems. *Ann. Math.*, 54(1):173, jul 1951. [4](#), [16](#)
- [11] W. Feller. The Parabolic Differential Equations and the Associated Semi-Groups of Transformations. *Ann. Math.*, 55(3):468, may 1952. [4](#), [16](#)
- [12] X. Gan and D. Waxman. Singular solution of the Feller diffusion equation via a spectral decomposition. *Phys. Rev. E*, 91:012123, jan 2015. [5](#)
- [13] C. Gardiner. *Handbook of Stochastic Methods: for Physics, Chemistry and the Natural Sciences*. Springer-Verlag, Berlin, Heidelberg, 3 edition, 2004. [5](#)
- [14] L. Gosse. *Computing Qualitatively Correct Approximations of Balance Laws: Exponential-Fit, Well-Balanced and Asymptotic-Preserving*, volume 2 of *SIMAI Springer Series*. Springer Milan, Milano, 1 edition, 2013. [6](#), [8](#), [9](#), [12](#)
- [15] G. Khakimzyanov and D. Dutykh. On supraconvergence phenomenon for second order centered finite differences on non-uniform grids. *J. Comp. Appl. Math.*, 326:1–14, dec 2017. [11](#)
- [16] G. S. Khakimzyanov, D. Dutykh, D. Mitsotakis, and N. Y. Shokina. Numerical simulation of conservation laws with moving grid nodes: Application to tsunami wave modelling. *Geosciences*, 9(5):197, 2019. [11](#)
- [17] E. E. Kummer. De integralibus quibusdam definitis et seriebus infinitis. *Journal für die reine und angewandte Mathematik*, 17:228–242, jan 1837. [7](#)
- [18] S. H. Lehnigk. *The Generalized Feller Equation and Related Topics*. Longman Scientific & Technical, Harlow, Essex, UK, 1993. [5](#)
- [19] J. Masoliver. Nonstationary Feller process with time-varying coefficients. *Phys. Rev. E*, 93(1):012122, jan 2016. [4](#), [5](#)
- [20] J. D. Murray. *Mathematical Biology: I. An Introduction*. Springer-Verlag, Berlin, Heidelberg, 2007. [5](#)

- [21] S. Nazarenko. *Wave Turbulence*. Springer Series Lecture Notes in Physics, vol. 825, Berlin, 2011. [5](#)
- [22] L. F. Shampine and M. W. Reichelt. The MATLAB ODE Suite. *SIAM J. Sci. Comput.*, 18:1–22, 1997. [12](#)
- [23] V. E. Zakharov, V. S. Lvov, and G. Falkovich. *Kolmogorov Spectra of Turbulence I. Wave Turbulence*. Series in Nonlinear Dynamics, Springer-Verlag, Berlin, 1992. [5](#)
- [24] V. A. Zorich. *Mathematical Analysis I*. Springer Verlag, Berlin Heidelberg New York, 2 edition, jan 2008. [9](#)
- [25] V. A. Zorich. *Mathematical Analysis II*. Springer Verlag, Berlin Heidelberg New York, 2 edition, 2008. [9](#)

D. DUTYKH: UNIV. GRENOBLE ALPES, UNIV. SAVOIE MONT BLANC, CNRS, LAMA, 73000 CHAMBÉRY, FRANCE AND LAMA, UMR 5127 CNRS, UNIVERSITÉ SAVOIE MONT BLANC, CAMPUS SCIENTIFIQUE, F-73376 LE BOURGET-DU-LAC CEDEX, FRANCE

E-mail address: Denys.Dutykh@univ-savoie.fr

URL: <http://www.denys-dutykh.com/>