



HAL
open science

Chemically Accurate Excitation Energies With Small Basis Sets

Emmanuel Giner, Anthony Scemama, Julien Toulouse, Pierre-Francois Loos

► **To cite this version:**

Emmanuel Giner, Anthony Scemama, Julien Toulouse, Pierre-Francois Loos. Chemically Accurate Excitation Energies With Small Basis Sets. *Journal of Chemical Physics*, 2019, 151 (14), pp.144118. 10.1063/1.5122976 . hal-02289341v1

HAL Id: hal-02289341

<https://hal.science/hal-02289341v1>

Submitted on 28 Jan 2020 (v1), last revised 30 Jan 2020 (v2)

HAL is a multi-disciplinary open access archive for the deposit and dissemination of scientific research documents, whether they are published or not. The documents may come from teaching and research institutions in France or abroad, or from public or private research centers.

L'archive ouverte pluridisciplinaire **HAL**, est destinée au dépôt et à la diffusion de documents scientifiques de niveau recherche, publiés ou non, émanant des établissements d'enseignement et de recherche français ou étrangers, des laboratoires publics ou privés.

Chemically accurate excitation energies with small basis sets

Cite as: J. Chem. Phys. **151**, 144118 (2019); <https://doi.org/10.1063/1.5122976>

Submitted: 02 August 2019 . Accepted: 20 September 2019 . Published Online: 14 October 2019

Emmanuel Giner , Anthony Scemama , Julien Toulouse , and Pierre-François Loos 



View Online



Export Citation



CrossMark

ARTICLES YOU MAY BE INTERESTED IN

[Adventures in DFT by a wavefunction theorist](#)

The Journal of Chemical Physics **151**, 160901 (2019); <https://doi.org/10.1063/1.5116338>

[In search of Coulson's lost theorem](#)

The Journal of Chemical Physics **151**, 151101 (2019); <https://doi.org/10.1063/1.5128624>

[Fantasy versus reality in fragment-based quantum chemistry](#)

The Journal of Chemical Physics **151**, 170901 (2019); <https://doi.org/10.1063/1.5126216>



Lock-in Amplifiers

Zurich Instruments

Watch the Video

Chemically accurate excitation energies with small basis sets

Cite as: *J. Chem. Phys.* **151**, 144118 (2019); doi: [10.1063/1.5122976](https://doi.org/10.1063/1.5122976)

Submitted: 2 August 2019 • Accepted: 20 September 2019 •

Published Online: 14 October 2019



View Online



Export Citation



CrossMark

Emmanuel Giner,^{1,a)}  Anthony Scemama,²  Julien Toulouse,¹  and Pierre-François Loos^{2,a)} 

AFFILIATIONS

¹Laboratoire de Chimie Théorique (UMR 7616), Sorbonne Université, CNRS, Paris, France

²Laboratoire de Chimie et Physique Quantiques (UMR 5626), Université de Toulouse, CNRS, UPS, Toulouse, France

^{a)} Authors to whom correspondence should be addressed: emmanuel.giner@lct.jussieu.fr and loos@irsamc.ups-tlse.fr

ABSTRACT

By combining extrapolated selected configuration interaction (sCI) energies obtained with the Configuration Interaction using a Perturbative Selection made Iteratively algorithm with the recently proposed short-range density-functional correction for basis-set incompleteness [E. Giner *et al.*, *J. Chem. Phys.* **149**, 194301 (2018)], we show that one can get chemically accurate vertical and adiabatic excitation energies with, typically, augmented double- ζ basis sets. We illustrate the present approach on various types of excited states (valence, Rydberg, and double excitations) in several small organic molecules (methylene, water, ammonia, carbon dimer, and ethylene). The present study clearly evidences that special care has to be taken with very diffuse excited states where the present correction does not catch the radial incompleteness of the one-electron basis set.

Published under license by AIP Publishing. <https://doi.org/10.1063/1.5122976>

I. INTRODUCTION

One of the most fundamental problems of conventional wave function electronic structure methods is their slow energy convergence with respect to the size of the one-electron basis set. The overall basis-set incompleteness error can be, qualitatively at least, split into two contributions stemming from the radial and angular incompleteness. Although for ground-state properties angular incompleteness is by far the main source of error, it is definitely not unusual to have a significant radial incompleteness in the case of excited states (especially for Rydberg states), which can be alleviated by using additional sets of diffuse basis functions (i.e., augmented basis sets).

Explicitly correlated F12 methods^{1–3} have been specifically designed to efficiently catch angular incompleteness.^{4–9} Although they have been extremely successful to speed up convergence of ground-state energies and properties, such as correlation and atomization energies,¹⁰ their performance for excited states^{11–18} has been much more conflicting.^{11,12} However, very encouraging results have been reported recently using the extended explicitly correlated second-order approximate coupled-cluster singles and doubles ansatz suitable for response theory on systems such as methylene, formaldehyde, and imidazole.¹⁹

Instead of F12 methods, here we propose to follow a different route and investigate the performance of the recently proposed density-based basis set incompleteness correction.²⁰ Contrary to our recent study on atomization and correlation energies,²¹ the present contribution focuses on vertical and adiabatic excitation energies in molecular systems, which is a much tougher test for the reasons mentioned above. This density-based correction relies on short-range correlation density functionals (with multideterminant reference) from range-separated density-functional theory^{22–37} (RS-DFT) to capture the missing part of the short-range correlation effects, a consequence of the incompleteness of the one-electron basis set. Because RS-DFT rigorously combines density-functional theory (DFT)³⁸ and wave function theory (WFT)³⁹ via a decomposition of the electron-electron interaction into a nondivergent long-range part and a (complementary) short-range part (treated with WFT and DFT, respectively), the WFT method is relieved from describing the short-range part of the correlation hole around the electron-electron coalescence points (the so-called electron-electron cusp).⁴⁰ Consequently, the energy convergence with respect to the size of the basis set is significantly improved,⁴¹ and chemical accuracy can be obtained even with small basis sets. For example, in Ref. 21, we have shown that one can recover quintuple- ζ quality atomization and correlation energies

with triple- ζ basis sets for a much lower computational cost than F12 methods.

This work is organized as follows: In Sec. II, the main working equations of the density-based correction are reported and discussed. Computational details are given in Sec. III. In Sec. IV, we discuss our results for each system and draw our conclusions in Sec. V. Unless otherwise stated, atomic units are used.

II. THEORY

The present basis-set correction assumes that we have, in a given (finite) basis set \mathcal{B} , the full configuration interaction (FCI) ground-state and k th excited-state energies, $E_0^{\mathcal{B}}$ and $E_k^{\mathcal{B}}$ (using a different notation compared to Ref. 20), their one-electron densities, $n_0^{\mathcal{B}}(\mathbf{r})$ and $n_k^{\mathcal{B}}(\mathbf{r})$, as well as their opposite-spin on-top pair densities, $n_{2,0}^{\mathcal{B}}(\mathbf{r})$ and $n_{2,k}^{\mathcal{B}}(\mathbf{r})$. Therefore, the complete-basis-set (CBS) energy of the ground and excited states may be approximated as²⁰

$$E_0^{\text{CBS}} \approx E_0^{\mathcal{B}} + \bar{E}^{\mathcal{B}}[n_0^{\mathcal{B}}], \quad (1a)$$

$$E_k^{\text{CBS}} \approx E_k^{\mathcal{B}} + \bar{E}^{\mathcal{B}}[n_k^{\mathcal{B}}], \quad (1b)$$

where

$$\bar{E}^{\mathcal{B}}[n] = \min_{\Psi \rightsquigarrow n} \langle \Psi | \hat{T} + \hat{W}_{\text{ee}} | \Psi \rangle - \min_{\Psi^{\mathcal{B}} \rightsquigarrow n} \langle \Psi^{\mathcal{B}} | \hat{T} + \hat{W}_{\text{ee}} | \Psi^{\mathcal{B}} \rangle \quad (2)$$

is the basis-dependent complementary density functional,

$$\hat{T} = -\frac{1}{2} \sum_i^N \nabla_i^2, \quad \hat{W}_{\text{ee}} = \sum_{i<j}^N r_{ij}^{-1}, \quad (3)$$

are the kinetic and electron-electron repulsion operators, respectively, and $\Psi^{\mathcal{B}}$ and Ψ are two general N -electron normalized wave functions belonging to the Hilbert spaces spanned by \mathcal{B} and the complete basis, respectively. The notation $\Psi \rightsquigarrow n$ in Eq. (2) states that Ψ yields the one-electron density n .

Hence, the CBS excitation energy associated with the k th excited state reads

$$\begin{aligned} \Delta E_k^{\text{CBS}} &= E_k^{\text{CBS}} - E_0^{\text{CBS}} \\ &\approx \Delta E_k^{\mathcal{B}} + \Delta \bar{E}^{\mathcal{B}}[n_0^{\mathcal{B}}, n_k^{\mathcal{B}}], \end{aligned} \quad (4)$$

where

$$\Delta E_k^{\mathcal{B}} = E_k^{\mathcal{B}} - E_0^{\mathcal{B}} \quad (5)$$

is the excitation energy in \mathcal{B} and

$$\Delta \bar{E}^{\mathcal{B}}[n_0^{\mathcal{B}}, n_k^{\mathcal{B}}] = \bar{E}^{\mathcal{B}}[n_k^{\mathcal{B}}] - \bar{E}^{\mathcal{B}}[n_0^{\mathcal{B}}] \quad (6)$$

is its basis-set correction. An important property of the present correction is

$$\lim_{\mathcal{B} \rightarrow \text{CBS}} \Delta \bar{E}^{\mathcal{B}}[n_0^{\mathcal{B}}, n_k^{\mathcal{B}}] = 0. \quad (7)$$

In other words, the correction vanishes in the CBS limit, hence guaranteeing an unaltered limit.²¹ Note that in Eqs. (1a) and (1b) we have assumed that the same density functional $\bar{E}^{\mathcal{B}}$ can be used for correcting all excited-state energies, which seems a reasonable

approximation since the electron-electron cusp effects are largely universal.^{1,42–46}

A. Range-separation function

As initially proposed in Ref. 20 and further developed in Ref. 21, we have shown that one can efficiently approximate $\bar{E}^{\mathcal{B}}[n]$ by short-range correlation functionals with multideterminantal reference borrowed from RS-DFT.⁴⁷ The ECMD functional, $\bar{E}_{\text{c,md}}^{\text{sr}}[n, \mu]$, is a function of the range-separation parameter μ and admits, for any n , the following two limits:

$$\lim_{\mu \rightarrow \infty} \bar{E}_{\text{c,md}}^{\text{sr}}[n, \mu] = 0, \quad (8a)$$

$$\lim_{\mu \rightarrow 0} \bar{E}_{\text{c,md}}^{\text{sr}}[n, \mu] = E_{\text{c}}[n], \quad (8b)$$

which correspond to the WFT limit ($\mu \rightarrow \infty$) and the Kohn-Sham DFT (KS-DFT) limit ($\mu = 0$). In Eq. (8b), $E_{\text{c}}[n]$ is the usual universal correlation density functional defined in KS-DFT.^{48,49}

The key ingredient that allows us to exploit ECMD functionals for correcting the basis-set incompleteness error is the range-separated function,

$$\mu^{\mathcal{B}}(\mathbf{r}) = \frac{\sqrt{\pi}}{2} W^{\mathcal{B}}(\mathbf{r}, \mathbf{r}), \quad (9)$$

which automatically adapts to the spatial nonhomogeneity of the basis-set incompleteness error. It is defined such that the long-range interaction of RS-DFT, $w^{\text{lr},\mu}(r_{12}) = \text{erf}(\mu r_{12})/r_{12}$, coincides, at coalescence, with an effective two-electron interaction $W^{\mathcal{B}}(\mathbf{r}_1, \mathbf{r}_2)$ “mimicking” the Coulomb operator in an incomplete basis \mathcal{B} , i.e., $w^{\text{lr},\mu^{\mathcal{B}}}(\mathbf{r})(0) = W^{\mathcal{B}}(\mathbf{r}, \mathbf{r})$ at any \mathbf{r} .²⁰ The explicit expression of $W^{\mathcal{B}}(\mathbf{r}_1, \mathbf{r}_2)$ is given by

$$W^{\mathcal{B}}(\mathbf{r}_1, \mathbf{r}_2) = \begin{cases} f^{\mathcal{B}}(\mathbf{r}_1, \mathbf{r}_2)/n_2^{\mathcal{B}}(\mathbf{r}_1, \mathbf{r}_2), & \text{if } n_2^{\mathcal{B}}(\mathbf{r}_1, \mathbf{r}_2) \neq 0, \\ \infty, & \text{otherwise,} \end{cases} \quad (10)$$

where

$$n_2^{\mathcal{B}}(\mathbf{r}_1, \mathbf{r}_2) = \sum_{pqrs \in \mathcal{B}} \phi_p(\mathbf{r}_1) \phi_q(\mathbf{r}_2) \Gamma_{pq}^{\text{rs}} \phi_r(\mathbf{r}_1) \phi_s(\mathbf{r}_2), \quad (11)$$

and $\Gamma_{pq}^{\text{rs}} = 2 \langle \Psi^{\mathcal{B}} | \hat{a}_{r_1}^\dagger \hat{a}_{s_1}^\dagger \hat{a}_{q_1} \hat{a}_{p_1} | \Psi^{\mathcal{B}} \rangle$ are the opposite-spin pair density associated with $\Psi^{\mathcal{B}}$ and its corresponding tensor, respectively, $\phi_p(\mathbf{r})$ is a (real-valued) molecular orbital (MO),

$$f^{\mathcal{B}}(\mathbf{r}_1, \mathbf{r}_2) = \sum_{pqrstu \in \mathcal{B}} \phi_p(\mathbf{r}_1) \phi_q(\mathbf{r}_2) V_{pq}^{\text{rs}} \Gamma_{rs}^{\text{tu}} \phi_t(\mathbf{r}_1) \phi_u(\mathbf{r}_2), \quad (12)$$

and $V_{pq}^{\text{rs}} = \langle pq | rs \rangle$ are two-electron Coulomb integrals. An important feature of $W^{\mathcal{B}}(\mathbf{r}_1, \mathbf{r}_2)$ is that it tends to the regular Coulomb operator r_{12}^{-1} as $\mathcal{B} \rightarrow \text{CBS}$, which implies that

$$\lim_{\mathcal{B} \rightarrow \text{CBS}} \mu^{\mathcal{B}}(\mathbf{r}) = \infty, \quad (13)$$

ensuring that $\bar{E}^{\mathcal{B}}[n]$ vanishes when \mathcal{B} is complete. We refer the interested readers to Refs. 20 and 21 for additional details.

B. Short-range correlation functionals

The local-density approximation (LDA) of the ECMD complementary functional is defined as

$$\tilde{E}_{\text{LDA}}^{\mathcal{B}}[n, \mu^{\mathcal{B}}] = \int n(\mathbf{r}) \tilde{\epsilon}_{\text{c,md}}^{\text{sr,LDA}}(n(\mathbf{r}), \zeta(\mathbf{r}), \mu^{\mathcal{B}}(\mathbf{r})) d\mathbf{r}, \quad (14)$$

where $\zeta = (n_{\uparrow} - n_{\downarrow})/n$ is the spin polarization and $\tilde{\epsilon}_{\text{c,md}}^{\text{sr,LDA}}(n, \zeta, \mu)$ is the ECMD short-range correlation energy per electron of the uniform electron gas (UEG)⁵⁰ parameterized in Ref. 28.

The functional $\tilde{\epsilon}_{\text{c,md}}^{\text{sr,LDA}}$ from Eq. (14) presents two main defects: (i) at small μ , it overestimates the correlation energy and (ii) UEG-based quantities are hardly transferable when the system becomes strongly correlated. An attempt to solve these problems was suggested by some of the authors in the context of RS-DFT.³⁷ They proposed to interpolate between the usual Perdew-Burke-Ernzerhof (PBE) correlation functional⁵¹ $\epsilon_{\text{c}}^{\text{PBE}}(n, s, \zeta)$ (where $s = \nabla n/n^{4/3}$ is the reduced density gradient) at $\mu = 0$ and the exact large- μ behavior.^{24,28,52} In the context of RS-DFT, the large- μ behavior corresponds to an extremely short-range interaction in the short-range functional. In this regime, the ECMD energy

$$\tilde{\epsilon}_{\text{c,md}}^{\text{sr}} = \frac{2\sqrt{\pi}(1-\sqrt{2})}{3\mu^3} \int d\mathbf{r} n_2(\mathbf{r}) + \mathcal{O}(\mu^{-4}) \quad (15)$$

only depends on the *exact* on-top pair density $n_2(\mathbf{r}) \equiv n_2(\mathbf{r}, \mathbf{r})$ which is obtained from the *exact* ground-state wave function Ψ belonging to the many-electron Hilbert space in the CBS limit.

Obviously, an exact quantity such as $n_2(\mathbf{r})$ is out of reach in practical calculations and must be approximated by a function referred here as $\tilde{n}_2(\mathbf{r})$. For a given $\tilde{n}_2(\mathbf{r})$, some of the authors proposed the following functional form in order to interpolate between $\epsilon_{\text{c}}^{\text{PBE}}(n, s, \zeta)$ at $\mu = 0$ and Eq. (15) as $\mu \rightarrow \infty$:³⁷

$$\tilde{\epsilon}_{\text{c,md}}^{\text{sr,PBE}}(n, \tilde{n}_2, s, \zeta, \mu) = \frac{\epsilon_{\text{c}}^{\text{PBE}}(n, s, \zeta)}{1 + \beta^{\text{PBE}}(n, \tilde{n}_2, s, \zeta) \mu^3}, \quad (16a)$$

$$\beta^{\text{PBE}}(n, \tilde{n}_2, s, \zeta) = \frac{3}{2\sqrt{\pi}(1-\sqrt{2})} \frac{\epsilon_{\text{c}}^{\text{PBE}}(n, s, \zeta)}{\tilde{n}_2/n}. \quad (16b)$$

As illustrated in the context of RS-DFT,³⁷ such a functional form is able to treat both weakly and strongly correlated systems, thanks to the explicit inclusion of $\epsilon_{\text{c}}^{\text{PBE}}$ and \tilde{n}_2 , respectively. Therefore, in the present context, we introduce the general form of the PBE-based complementary functional within a given basis set \mathcal{B} ,

$$\tilde{E}_{\text{PBE}}^{\mathcal{B}}[n, \tilde{n}_2, \mu^{\mathcal{B}}] = \int n(\mathbf{r}) \tilde{\epsilon}_{\text{c,md}}^{\text{sr,PBE}}(n(\mathbf{r}), \tilde{n}_2(\mathbf{r}), s(\mathbf{r}), \zeta(\mathbf{r}), \mu^{\mathcal{B}}(\mathbf{r})) d\mathbf{r}, \quad (17)$$

which has an explicit dependency on both the range-separation function $\mu^{\mathcal{B}}(\mathbf{r})$ (instead of the range-separation parameter in RS-DFT) and the approximation level of \tilde{n}_2 .

In Ref. 21, some of the authors introduced a version of the PBE-based functional, here referred as PBE-UEG,

$$\tilde{E}_{\text{PBE-UEG}}^{\mathcal{B}} \equiv \tilde{E}_{\text{PBE}}^{\mathcal{B}}[n, n_2^{\text{UEG}}, \mu^{\mathcal{B}}], \quad (18)$$

in which the on-top pair density was approximated by its UEG version, i.e., $\tilde{n}_2(\mathbf{r}) = n_2^{\text{UEG}}(\mathbf{r})$, with

$$n_2^{\text{UEG}}(\mathbf{r}) \approx n(\mathbf{r})^2 [1 - \zeta(\mathbf{r})^2] g_0(n(\mathbf{r})), \quad (19)$$

and where $g_0(n)$ is the UEG on-top pair distribution function [see Eq. (46) of Ref. 52]. Note that in Eq. (19) the dependence on the spin polarization ζ is only approximate. As illustrated in Ref. 21, the PBE-UEG functional has clearly shown, for weakly correlated systems, to improve energetics over the pure UEG-based functional $\tilde{E}_{\text{LDA}}^{\mathcal{B}}$ [see Eq. (14)], thanks to the leverage brought by the PBE functional in the small- μ regime.

However, the underlying UEG on-top pair density might not be suited for the treatment of excited states and/or strongly correlated systems. Besides, in the context of the present basis-set correction, $n_2^{\mathcal{B}}(\mathbf{r})$, the on-top pair density in \mathcal{B} , must be computed anyway to obtain $\mu^{\mathcal{B}}(\mathbf{r})$ [see Eqs. (9) and (10)]. Therefore, as in Ref. 37, we define a better approximation of the exact on-top pair density as

$$\tilde{n}_2^{\mathcal{B}}(\mathbf{r}) = n_2^{\mathcal{B}}(\mathbf{r}) \left(1 + \frac{2}{\sqrt{\pi} \mu^{\mathcal{B}}(\mathbf{r})} \right)^{-1}, \quad (20)$$

which directly follows from the large- μ extrapolation of the exact on-top pair density proposed by Gori-Giorgi and Savin⁵² in the context of RS-DFT. Using this new ingredient, we propose here the ‘‘PBE-ontop’’ (PBEot) functional,

$$\tilde{E}_{\text{PBEot}}^{\mathcal{B}} \equiv \tilde{E}_{\text{PBE}}^{\mathcal{B}}[n, \tilde{n}_2^{\mathcal{B}}, \mu^{\mathcal{B}}]. \quad (21)$$

The sole distinction between PBE-UEG and PBEot is the level of approximation of the exact on-top pair density.

III. COMPUTATIONAL DETAILS

In the present study, we compute the ground- and excited-state energies, one-electron densities, and on-top pair densities with a selected configuration interaction (sCI) method known as CIPSI (Configuration Interaction using a Perturbative Selection made Iteratively).^{53–55} Both the implementation of the CIPSI algorithm and the computational protocol for excited states are reported in Ref. 56. The total energy of each state is obtained via an efficient extrapolation procedure of the sCI energies designed to reach near-FCI accuracy.^{57,58} These energies will be labeled exFCI in the following. Using near-FCI excitation energies (within a given basis set) has the indisputable advantage to remove the error inherent to the WFT method. Indeed, in the present case, the only source of error on the excitation energies is due to basis-set incompleteness. We refer the interested reader to Refs. 57–62 for more details. The one-electron densities and on-top pair densities are computed from a very large CIPSI expansion containing up to several millions of Slater determinants. All the RS-DFT and exFCI calculations have been performed with QUANTUM PACKAGE.⁵⁸ For the numerical quadratures, we employ the SG-2 grid.⁶³ Except for methylene for which FCI/TZVP geometries have been taken from Ref. 64, the other molecular geometries have been extracted from Refs. 60 and 62 and have been obtained at the CC3/aug-cc-pVTZ level of theory. For the sake of completeness, all these geometries are reported in the [supplementary material](#). Frozen-core calculations are systematically performed and defined as such: a He core is frozen from Li to Ne, while a Ne core is frozen from Na to Ar. The frozen-core density-based correction is used consistently with the frozen-core approximation in WFT methods.

We refer the reader to Ref. 21 for an explicit derivation of the equations associated with the frozen-core version of the present density-based basis-set correction. Compared to the exFCI calculations performed to compute energies and densities, the basis-set correction represents, in any case, a marginal computational cost. In the following, we employ the AVXZ shorthand notations for Dunning's aug-cc-pVXZ basis sets.

IV. RESULTS AND DISCUSSION

A. Methylene

Methylene is a paradigmatic system in electronic structure theory.⁶⁵ Due to its relative small size, its ground and excited states have been thoroughly studied with high-level *ab initio* methods.^{64–73}

As a first test of the present density-based basis-set correction, we consider the four lowest-lying states of methylene (1^3B_1 , 1^1A_1 , 1^1B_1 , and 2^1A_1) at their respective equilibrium geometry and compute the corresponding adiabatic transition energies for basis sets ranging from AVDZ to AVQZ. We have also computed total energies at the exFCI/AV5Z level and used these alongside the quadruple- ζ ones to extrapolate the total energies to the CBS limit with the usual extrapolation formula⁷⁴

$$E^{\text{AVXZ}}(X) = E^{\text{CBS}} + \alpha X^{-3}. \quad (22)$$

These results are illustrated in Fig. 1 and reported in Table I alongside reference values from the literature obtained with various deterministic and stochastic approaches.^{64,67,71,73} The total energies for each state can be found in the [supplementary material](#). The exFCI/CBS values are still off by a few tenths of a kcal/mol compared to the diffusion Monte Carlo (DMC) results of Zimmerman *et al.*⁷¹ which are extremely close from the experimentally derived adiabatic energies. The reason of this discrepancy is probably due to the frozen-core approximation which has been applied in our

case and has shown to significantly affect adiabatic energies.^{75,76} However, the exFCI/CBS energies are in perfect agreement with the semistochastic heat-bath CI (SHCI) calculations from Ref. 73, as expected.

Figure 1 clearly shows that, for the double- ζ basis, the exFCI adiabatic energies are far from being chemically accurate with errors as high as 0.15 eV. From the triple- ζ basis onward, the exFCI excitation energies are chemically accurate though (i.e., error below 1 kcal/mol or 0.043 eV) and converge steadily to the CBS limit when one increases the size of the basis set. Concerning the basis-set correction, already at the double- ζ level, the PBEot correction returns chemically accurate excitation energies. The performance of the PBE-UEG and LDA functionals is less impressive. Yet, they still yield significant reductions of the basis-set incompleteness error, hence representing a good compromise between computational cost and accuracy. Note that the results for the PBE-UEG functional are not represented in Fig. 1 as they are very similar to the LDA ones (similar considerations apply to the other systems studied below). It is also quite evident that the basis-set correction has the tendency of over-correcting the excitation energies via an over-stabilization of the excited states compared to the ground state. This trend is quite systematic as we shall see below.

B. Rydberg states of water and ammonia

For the second test, we consider the water^{56,60,61,77–79} and ammonia^{60,80,81} molecules. They are both well studied and possess Rydberg excited states which are highly sensitive to the radial completeness of the one-electron basis set, as evidenced in Ref. 60. Table II reports vertical excitation energies for various singlet and triplet excited states of water and ammonia at various levels of theory (see the [supplementary material](#) for total energies). The basis-set corrected theoretical best estimates (TBEs) have been extracted from Ref. 60 and have been obtained on the same geometries. These

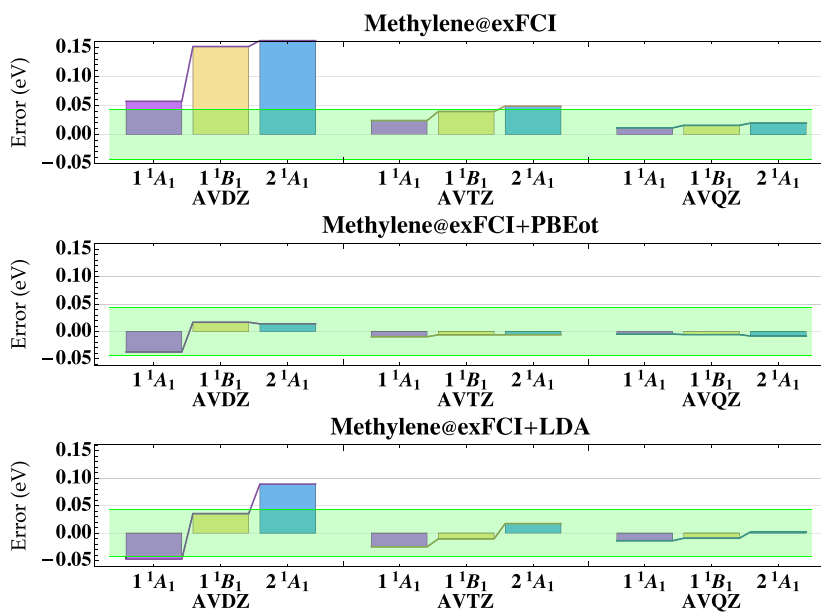


FIG. 1. Error in adiabatic excitation energies (in eV) of methylene for various basis sets and methods. The green region corresponds to chemical accuracy (i.e., error below 1 kcal/mol or 0.043 eV). See Table I for raw data.

TABLE I. Adiabatic transition energies (in eV) of excited states of methylene for various methods and basis sets. The relative difference with respect to the exFCI/CBS result is reported in square brackets. See the [supplementary material](#) for total energies.

Method	Basis set	Transitions		
		$1^3B_1 \rightarrow 1^1A_1$	$1^3B_1 \rightarrow 1^1B_1$	$1^3B_1 \rightarrow 2^1A_1$
exFCI	AVDZ	0.441(+0.057)	1.536(+0.152)	2.659(+0.162)
	AVTZ	0.408(+0.024)	1.423(+0.040)	2.546(+0.049)
	AVQZ	0.395(+0.011)	1.399(+0.016)	2.516(+0.020)
	AV5Z	0.390(+0.006)	1.392(+0.008)	2.507(+0.010)
	CBS	0.384	1.384	2.497
exFCI+PBEot	AVDZ	0.347(−0.037)	1.401(+0.017)	2.511(+0.014)
	AVTZ	0.374(−0.010)	1.378(−0.006)	2.491(−0.006)
	AVQZ	0.379(−0.005)	1.378(−0.006)	2.489(−0.008)
exFCI+PBE-UEG	AVDZ	0.308(−0.076)	1.388(+0.004)	2.560(+0.064)
	AVTZ	0.356(−0.028)	1.371(−0.013)	2.510(+0.013)
	AVQZ	0.371(−0.013)	1.375(−0.009)	2.498(+0.002)
exFCI+LDA	AVDZ	0.337(−0.047)	1.420(+0.036)	2.586(+0.089)
	AVTZ	0.359(−0.025)	1.374(−0.010)	2.514(+0.017)
	AVQZ	0.370(−0.014)	1.375(−0.009)	2.499(−0.002)
SHCI ^a	AVQZ	0.393	1.398	2.516
CR-EOMCC (2,3)D ^b	AV5Z	0.430	1.464	2.633
FCI ^c	TZ2P	0.483	1.542	2.674
DMC ^d		0.406	1.416	2.524
Expt. ^e		0.406	1.415	

^aSemistochastic heat-bath CI (SHCI) calculations from Ref. 73.^bCompletely renormalized equation-of-motion coupled cluster (CR-EOMCC) calculations from Ref. 72.^cReference 64.^dDiffusion Monte Carlo (DMC) calculations from Ref. 71 obtained with a CAS(6,6) trial wave function.^eExperimentally derived values. See footnotes of Table II from Ref. 72 for additional details.

results are also depicted in Figs. 2 and 3 for H₂O and NH₃, respectively. One can notice that the basis-set effects are particularly strong for the third singlet excited state of water and the third and fourth singlet excited states of ammonia where this effect is even magnified. In other words, substantial error remains in these cases even with the largest AVQZ basis set. In these cases, one really needs doubly augmented basis sets to reach radial completeness. The first observation worth reporting is that all three RS-DFT correlation functionals have very similar behaviors and they significantly reduce the error on the excitation energies for most of the states. However, these results also clearly evidence that special care has to be taken for very diffuse excited states where the present correction cannot catch the radial incompleteness of the one-electron basis set, a feature which is far from being a cusp-related effect. In other words, the DFT-based correction recovers dynamic correlation effects only and one must ensure that the basis set includes enough diffuse functions in order to describe Rydberg states.

C. Doubly excited states of the carbon dimer

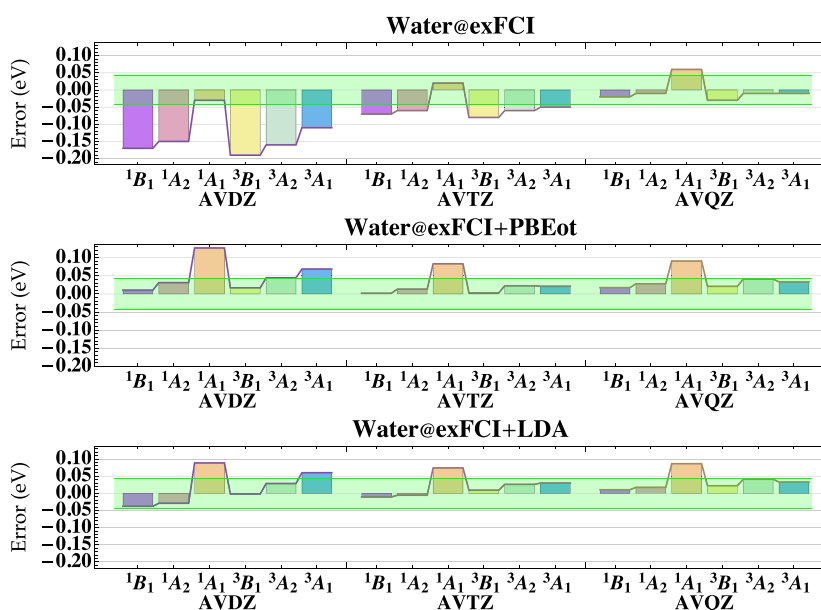
In order to have a miscellaneous test set of excitations, we propose to study some doubly excited states of the carbon dimer C₂,

a prototype system for strongly correlated and multireference systems.^{57,69,70,82–88} These two valence excitations— $1^1\Sigma_g^+ \rightarrow 1^1\Delta_g$ and $1^1\Sigma_g^+ \rightarrow 2^1\Sigma_g^+$ —are both of $(\pi, \pi) \rightarrow (\sigma, \sigma)$ character. They have been recently studied with state-of-the-art methods and have been shown to be “pure” doubly excited states as they involve an insignificant amount of single excitations.⁶² The vertical excitation energies associated with these transitions are reported in Table II and represented in Fig. 4. An interesting point here is that one really needs to consider the PBEot functional to get chemically accurate excitation energies with the AVDZ atomic basis set. We believe that the present result is a direct consequence of the multireference character of the C₂ molecule. In other words, the UEG on-top pair density used in the LDA and PBE-UEG functionals (see Sec. II B) is a particularly bad approximation of the true on-top pair density for the present system.

It is interesting to study the behavior of the key quantities involved in the basis-set correction for different states as the basis-set incompleteness error is obviously state specific. In Fig. 5, we report $\mu^B(z)$, $n^B(z)\bar{\epsilon}_{c,md}^{sr,PBEot}(z)$, and $n_2^B(z)$ along the nuclear axis (z) for the two $1^1\Sigma_g^+$ electronic states of C₂ computed with the AVDZ, AVTZ, and AVQZ basis sets. The graphs gathered in Fig. 5 illustrate several general features regarding the present basis-set correction:

TABLE II. Vertical excitation energies (in eV) of excited states of water, ammonia, carbon dimer, and ethylene for various methods and basis sets. The TBEs have been extracted from Refs. 60 and 62 on the same geometries. See the [supplementary material](#) for total energies.

Molecule	Transition	Nature	TBE	Deviation with respect to TBE											
				exFCI			exFCI+PBEot			exFCI+PBE-UEG			exFCI+LDA		
				AVDZ	AVTZ	AVQZ	AVDZ	AVTZ	AVQZ	AVDZ	AVTZ	AVQZ	AVDZ	AVTZ	AVQZ
Water	$1^1A_1 \rightarrow 1^1B_1$	Ryd.	7.70 ^a	-0.17	-0.07	-0.02	0.01	0.00	0.02	-0.02	-0.01	0.00	-0.04	-0.01	0.01
	$1^1A_1 \rightarrow 1^1A_2$	Ryd.	9.47 ^a	-0.15	-0.06	-0.01	0.03	0.01	0.03	0.00	0.00	0.02	-0.03	0.00	0.00
	$1^1A_1 \rightarrow 2^1A_1$	Ryd.	9.97 ^a	-0.03	0.02	0.06	0.13	0.08	0.09	0.10	0.07	0.08	0.09	0.07	0.03
	$1^1A_1 \rightarrow 1^3B_1$	Ryd.	7.33 ^a	-0.19	-0.08	-0.03	0.02	0.00	0.02	0.05	0.01	0.02	0.00	0.00	0.04
	$1^1A_1 \rightarrow 1^3A_2$	Ryd.	9.30 ^a	-0.16	-0.06	-0.01	0.04	0.02	0.04	0.07	0.03	0.04	0.03	0.03	0.04
	$1^1A_1 \rightarrow 1^3A_1$	Ryd.	9.59 ^a	-0.11	-0.05	-0.01	0.07	0.02	0.03	0.09	0.03	0.03	0.06	0.03	0.04
Ammonia	$1^1A_1 \rightarrow 1^1A_2$	Ryd.	6.66 ^a	-0.18	-0.07	-0.04	-0.04	-0.02	-0.01	-0.07	-0.03	-0.02	-0.07	-0.03	-0.02
	$1^1A_1 \rightarrow 1^1E$	Ryd.	8.21 ^a	-0.13	-0.05	-0.02	0.01	0.00	0.01	-0.03	-0.01	0.00	-0.03	0.00	0.00
	$1^1A_1 \rightarrow 2^1A_1$	Ryd.	8.65 ^a	1.03	0.68	0.47	1.17	0.73	0.50	1.12	0.72	0.49	1.11	0.71	0.49
	$1^1A_1 \rightarrow 2^1A_2$	Ryd.	8.65 ^b	1.22	0.77	0.59	1.36	0.83	0.62	1.33	0.81	0.61	1.32	0.81	0.61
	$1^1A_1 \rightarrow 1^3A_2$	Ryd.	9.19 ^a	-0.18	-0.06	-0.03	-0.03	0.00	-0.02	-0.07	-0.02	-0.03	-0.07	-0.01	-0.03
Carbon dimer	$1^1\Sigma_g^+ \rightarrow 1^1\Delta_g$	Val.	2.04 ^c	0.17	0.05	0.02	0.04	0.00	0.00	0.15	0.04	0.02	0.17	0.05	0.02
	$1^1\Sigma_g^+ \rightarrow 2^1\Sigma_g^+$	Val.	2.38 ^c	0.12	0.04	0.02	0.00	0.00	0.00	0.11	0.03	0.02	0.13	0.04	0.02
Ethylene	$1^1A_{1g} \rightarrow 1^1B_{3u}$	Ryd.	7.43 ^c	-0.12	-0.04		-0.05	-0.01		-0.04	-0.01		-0.02	0.00	
	$1^1A_{1g} \rightarrow 1^1B_{1u}$	Val.	7.92 ^c	0.01	0.01		0.00	0.00		0.06	0.03		0.06	0.03	
	$1^1A_{1g} \rightarrow 1^1B_{1g}$	Ryd.	8.10 ^c	-0.1	-0.02		-0.03	0.00		-0.02	0.00		0.00	0.01	
	$1^1A_{1g} \rightarrow 1^3B_{1u}$	Val.	4.54 ^c	0.01	0.00		0.05	0.03		0.08	0.04		0.07	0.04	
	$1^1A_{1g} \rightarrow 1^3B_{3u}$	Val.	7.28 ^d	-0.12	-0.04		-0.04	0.00		0.00	0.00		0.00	0.02	
	$1^1A_{1g} \rightarrow 1^3B_{1g}$	Val.	8.00 ^d	-0.07	-0.01		0.00	0.03		0.04	0.03		0.05	0.04	

^aexFCI/AVQZ data corrected with the difference between CC3/d-AV5Z and exFCI/AVQZ values.⁶⁰ d-AV5Z is the doubly augmented V5Z basis set.^bexFCI/AVTZ data corrected with the difference between CC3/d-AV5Z and exFCI/AVTZ values.⁶⁰^cexFCI/CBS obtained from the exFCI/AVTZ and exFCI/AVQZ data of Ref. 62.^dexFCI/AVDZ data corrected with the difference between CC3/d-AV5Z and exFCI/AVDZ values.⁶⁰**FIG. 2.** Error in vertical excitation energies (in eV) of water for various basis sets and methods. The green region corresponds to chemical accuracy (i.e., error below 1 kcal/mol or 0.043 eV). See [Table II](#) for raw data.

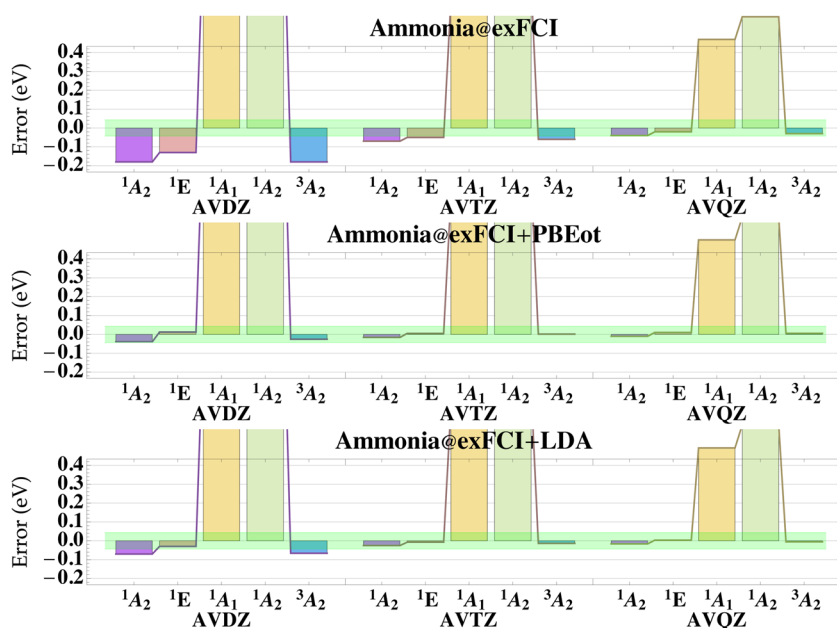


FIG. 3. Error in vertical excitation energies (in eV) of ammonia for various basis sets and methods. The green region corresponds to chemical accuracy (i.e., error below 1 kcal/mol or 0.043 eV). See Table II for raw data.

- the maximal values of $\mu^B(z)$ are systematically close to the nuclei, a signature of the atom-centered basis set;
- the overall magnitude of $\mu^B(z)$ increases with the basis set, which reflects the improvement of the description of the correlation effects when enlarging the basis set;
- the absolute value of the energetic correction decreases when the size of the basis set increases;

- there is a clear correspondence between the values of the energetic correction and the on-top pair density.

Regarding now the differential effect of the basis-set correction in the special case of the two $1^1\Sigma_g^+$ states studied here, we observe the following:

- $\mu^B(z)$ has the same overall behavior for the two states, with slightly finer structure in the case of the ground state.

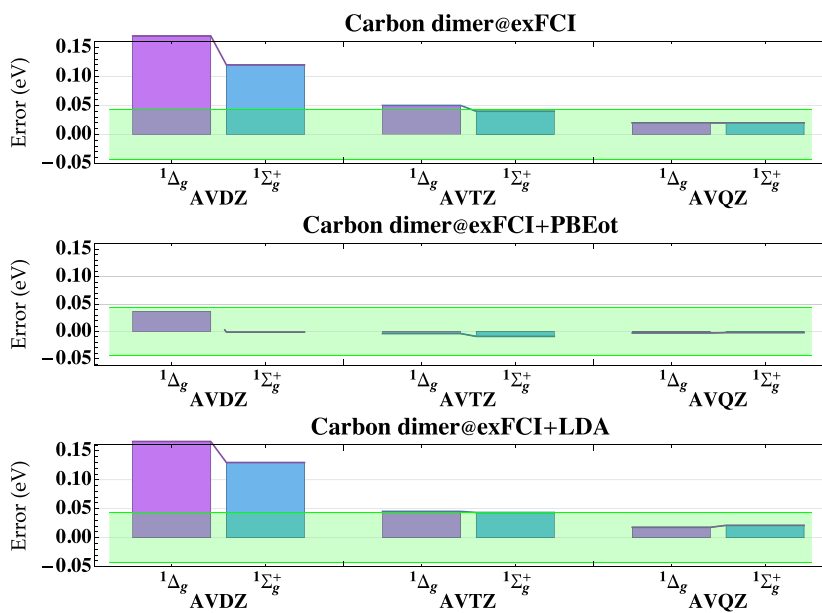


FIG. 4. Error in vertical excitation energies (in eV) for two doubly excited states of the carbon dimer for various basis sets and methods. The green region corresponds to chemical accuracy (i.e., error below 1 kcal/mol or 0.043 eV). See Table II for raw data.

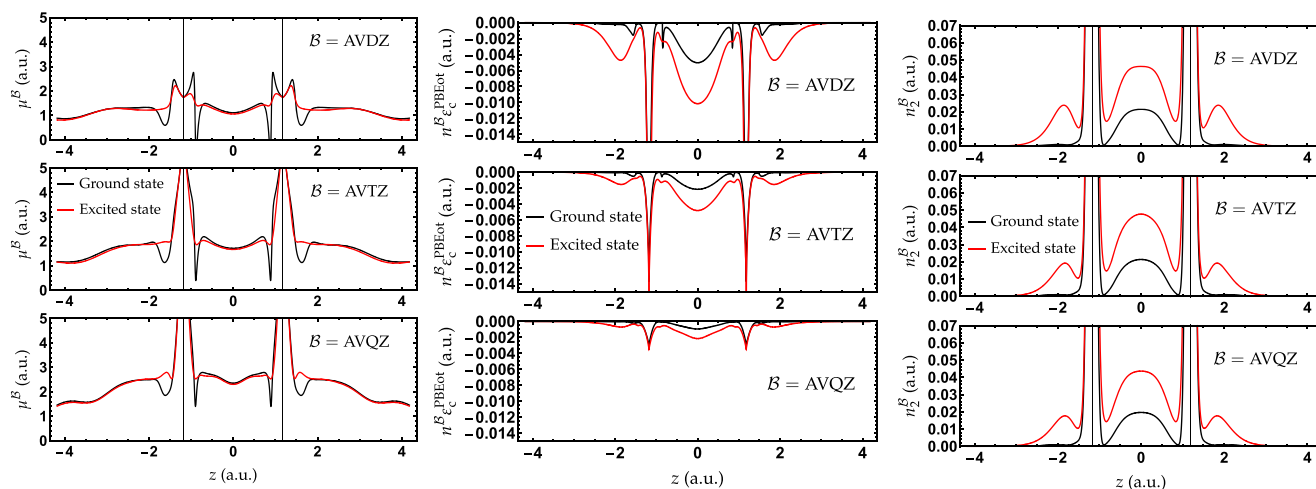


FIG. 5. μ^B (left), $n_{\epsilon_c}^{B, \text{PBEot}}$ (center), and n_2^B (right) along the molecular axis (z) for the ground state (black curve) and second doubly excited state (red curve) of C_2 for various basis sets B . The two electronic states are both of Σ_g^+ symmetry. The carbon nuclei are located at $z = \pm 1.180$ bohrs and are represented by the thin black lines.

Such a feature is consistent with the fact that the two states considered are both of Σ_g^+ symmetry and of valence character.

- $n_2(z)$ is overall larger in the excited state, especially in the bonding and outer regions. This can be explained by the nature of the electronic transition which qualitatively corresponds to a double excitation from π to σ orbitals, therefore increasing the overall electronic population on the bond axis.
- The energetic correction clearly stabilizes preferentially the excited state rather than the ground state, illustrating that

the short-range correlation effects are more pronounced in the former than in the latter. This is linked to the larger values of the excited-state on-top pair density.

D. Ethylene

As a final example, we consider the ethylene molecule, yet another system which has been particularly scrutinized theoretically using high-level *ab initio* methods.^{73,89–99} We refer the interested reader to the work of Feller *et al.*⁹⁹ for an exhaustive investigation dedicated to the excited states of ethylene using state-of-the-art

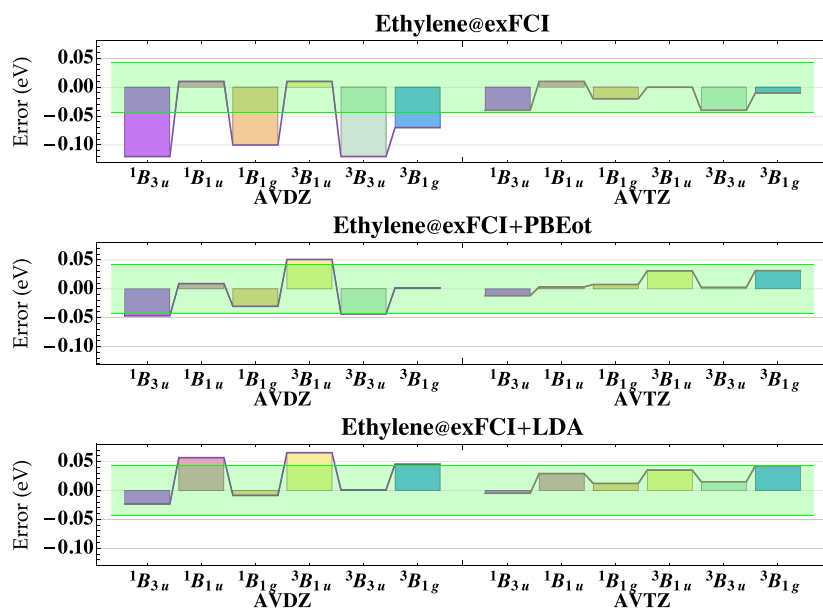


FIG. 6. Error in vertical excitation energies (in eV) of ethylene for various basis sets and methods. The green region corresponds to chemical accuracy (i.e., error below 1 kcal/mol or 0.043 eV). See Table II for raw data.

CI calculations. In the present context, ethylene is a particularly interesting system as it contains a mixture of valence and Rydberg excited states. Our basis-set corrected vertical excitation energies are provided in Table II and depicted in Fig. 6. Note that exFCI/AVQZ calculations are inaccessible for ethylene. The exFCI+PBEot/AVDZ excitation energies are at near chemical accuracy and the errors drop further when one goes to the triple- ζ basis. Consistent with the previous examples, the LDA and PBE-UEG functionals are slightly less accurate, although they still correct the excitation energies in the right direction.

V. CONCLUSION

We have shown that, by employing the recently proposed density-based basis-set correction developed by some of the authors,²⁰ one can obtain, using sCI methods, chemically accurate excitation energies with typically augmented double- ζ basis sets.⁴ This nicely complements our recent investigation on ground-state properties,²¹ which has evidenced that one recovers quintuple- ζ quality atomization and correlation energies with triple- ζ basis sets. The present study clearly shows that, for very diffuse excited states, the present correction relying on short-range correlation functionals from RS-DFT might not be enough to catch the radial incompleteness of the one-electron basis set. Also, in the case of multireference systems, we have evidenced that the PBEot functional, which uses an accurate on-top pair density, is more appropriate than the LDA and PBE-UEG functionals relying on the UEG on-top pair density. We are currently investigating the performance of the present basis-set correction for strongly correlated systems and we hope to report on this in the near future.

SUPPLEMENTARY MATERIAL

See the [supplementary material](#) for geometries and additional information (including total energies and energetic correction of the various functionals).

ACKNOWLEDGMENTS

P.-F.L. would like to thank Denis Jacquemin for numerous discussions on excited states. This work was performed using HPC resources from GENCI-TGCC (Grant No. 2018-A0040801738), CALMIP (Toulouse) under Allocation No. 2019-18005, and the Jarvis-Alpha cluster from the *Institut Parisien de Chimie Physique et Théorique*.

REFERENCES

- W. Kutzelnigg, *Theor. Chim. Acta* **68**, 445 (1985).
- W. Kutzelnigg and W. Klopper, *J. Chem. Phys.* **94**, 1985 (1991).
- J. Noga and W. Kutzelnigg, *J. Chem. Phys.* **101**, 7738 (1994).
- S. Ten-no, *Theor. Chem. Acc.* **131**, 1070 (2012).
- S. Ten-no and J. Noga, *Wiley Interdiscip. Rev.: Comput. Mol. Sci.* **2**, 114 (2012).
- C. Hattig, W. Klopper, A. Kohn, and D. P. Tew, *Chem. Rev.* **112**, 4 (2012).
- L. Kong, F. A. Bischo, and E. F. Valeev, *Chem. Rev.* **112**, 75 (2012).
- A. Grüneis, S. Hirata, Y.-Y. Ohnishi, and S. Ten-no, *J. Chem. Phys.* **146**, 080901 (2017).
- Q. Ma and H.-J. Werner, *Wiley Interdiscip. Rev.: Comput. Mol. Sci.* **8**, e1371 (2018).
- D. P. Tew, W. Klopper, C. Neiss, and C. Hattig, *Phys. Chem. Chem. Phys.* **9**, 1921 (2007).
- H. Fliegl, C. Hattig, and W. Klopper, *J. Chem. Phys.* **124**, 044112 (2006).
- C. Neiss, C. Hattig, and W. Klopper, *J. Chem. Phys.* **125**, 064111 (2006).
- M. Hanauer and A. Kohn, *J. Chem. Phys.* **131**, 124118 (2009).
- A. Kohn, *J. Chem. Phys.* **130**, 104104 (2009).
- T. Shiozaki and H.-J. Werner, *J. Chem. Phys.* **133**, 141103 (2010).
- T. Shiozaki, G. Knizia, and H.-J. Werner, *J. Chem. Phys.* **134**, 034113 (2011).
- T. Shiozaki and H.-J. Werner, *J. Chem. Phys.* **134**, 184104 (2011).
- T. Shiozaki and H.-J. Werner, *Mol. Phys.* **111**, 607 (2013).
- S. Hofener, N. Schieschke, W. Klopper, and A. Kohn, *J. Chem. Phys.* **150**, 184110 (2019).
- E. Giner, B. Pradines, A. Ferté, R. Assaraf, A. Savin, and J. Toulouse, *J. Chem. Phys.* **149**, 194301 (2018).
- P. F. Loos, B. Pradines, A. Scemama, J. Toulouse, and E. Giner, *J. Phys. Chem. Lett.* **10**, 2931 (2019).
- A. Savin, in *Recent Developments of Modern Density Functional Theory*, edited by J. M. Seminario (Elsevier, Amsterdam, 1996), pp. 327–357.
- T. Leininger, H. Stoll, H.-J. Werner, and A. Savin, *Chem. Phys. Lett.* **275**, 151 (1997).
- J. Toulouse, F. Colonna, and A. Savin, *Phys. Rev. A* **70**, 062505 (2004).
- J. Toulouse, A. Savin, and H.-J. Flad, *Int. J. Quantum Chem.* **100**, 1047 (2004).
- J. G. Ángyán, I. C. Gerber, A. Savin, and J. Toulouse, *Phys. Rev. A* **72**, 012510 (2005).
- E. Goll, H.-J. Werner, and H. Stoll, *Phys. Chem. Chem. Phys.* **7**, 3917 (2005).
- S. Paziani, S. Moroni, P. Gori-Giorgi, and G. B. Bachelet, *Phys. Rev. B* **73**, 155111 (2006).
- E. Fromager, J. Toulouse, and H. J. A. Jensen, *J. Chem. Phys.* **126**, 074111 (2007).
- J. Toulouse, I. C. Gerber, G. Jansen, A. Savin, and J. G. Ángyán, *Phys. Rev. Lett.* **102**, 096404 (2009).
- B. G. Janesko, T. M. Henderson, and G. E. Scuseria, *J. Chem. Phys.* **130**, 081105 (2009).
- E. Fromager, R. Cimraglia, and H. J. A. Jensen, *Phys. Rev. A* **81**, 024502 (2010).
- J. Toulouse, W. Zhu, A. Savin, G. Jansen, and J. G. Ángyán, *J. Chem. Phys.* **135**, 084119 (2011).
- B. Mussard, P. Reinhardt, J. G. Ángyán, and J. Toulouse, *J. Chem. Phys.* **142**, 154123 (2015); Erratum, **142**, 219901 (2015).
- E. D. Hedegård, S. Knecht, J. S. Kielberg, H. J. A. Jensen, and M. Reiher, *J. Chem. Phys.* **142**, 224108 (2015).
- E. D. Hedegård, J. Toulouse, and H. J. A. Jensen, *J. Chem. Phys.* **148**, 214103 (2018).
- A. Ferté, E. Giner, and J. Toulouse, *J. Chem. Phys.* **150**, 084103 (2019).
- R. G. Parr and W. Yang, *Density-Functional Theory of Atoms and Molecules* (Oxford University Press, New York, 1989).
- A. Szabo and N. S. Ostlund, *Modern Quantum Chemistry: Introduction to Advanced Electronic Structure Theory* (Dover, New York, 1996).
- T. Kato, *Commun. Pure Appl. Math.* **10**, 151 (1957).
- O. Franck, B. Mussard, E. Luppi, and J. Toulouse, *J. Chem. Phys.* **142**, 074107 (2015).
- J. D. Morgan III and W. Kutzelnigg, *J. Phys. Chem.* **97**, 2425 (1993).
- W. Kutzelnigg and J. D. Morgan III, *Z. Phys. D: At., Mol. Clusters* **36**, 197 (1996).
- D. P. Tew, *J. Chem. Phys.* **129**, 014104 (2008).
- P. F. Loos and P. M. W. Gill, *Mol. Phys.* **108**, 2527 (2010).
- P. F. Loos, N. J. Bloomfield, and P. M. W. Gill, *J. Chem. Phys.* **143**, 181101 (2015).
- J. Toulouse, P. Gori-Giorgi, and A. Savin, *Theor. Chem. Acc.* **114**, 305 (2005).
- P. Hohenberg and W. Kohn, *Phys. Rev.* **136**, B864 (1964).
- W. Kohn and L. J. Sham, *Phys. Rev.* **140**, A1133 (1965).
- P.-F. Loos and P. M. W. Gill, *Wiley Interdiscip. Rev.: Comput. Mol. Sci.* **6**, 410 (2016).
- J. P. Perdew, K. Burke, and M. Ernzerhof, *Phys. Rev. Lett.* **77**, 3865 (1996).

- ⁵²P. Gori-Giorgi and A. Savin, *Phys. Rev. A* **73**, 032506 (2006).
- ⁵³B. Huron, J. Malrieu, and P. Rancurel, *J. Chem. Phys.* **58**, 5745 (1973).
- ⁵⁴E. Giner, A. Scemama, and M. Caffarel, *Can. J. Chem.* **91**, 879 (2013).
- ⁵⁵E. Giner, A. Scemama, and M. Caffarel, *J. Chem. Phys.* **142**, 044115 (2015).
- ⁵⁶A. Scemama, M. Caffarel, A. Benali, D. Jacquemin, and P. F. Loos, *Res. Chem.* **1**, 100002 (2019).
- ⁵⁷A. A. Holmes, C. J. Umrigar, and S. Sharma, *J. Chem. Phys.* **147**, 164111 (2017).
- ⁵⁸Y. Garniron, K. Gasperich, T. Applencourt, A. Benali, A. Ferté, J. Paquier, B. Pradines, R. Assaraf, P. Reinhardt, J. Toulouse, P. Barbaresco, N. Renon, G. David, J. P. Malrieu, M. Vêril, M. Caffarel, P. F. Loos, E. Giner, and A. Scemama, *J. Chem. Theory Comput.* **15**, 3591 (2019).
- ⁵⁹A. Scemama, Y. Garniron, M. Caffarel, and P. F. Loos, *J. Chem. Theory Comput.* **14**, 1395 (2018).
- ⁶⁰P.-F. Loos, A. Scemama, A. Blondel, Y. Garniron, M. Caffarel, and D. Jacquemin, *J. Chem. Theory Comput.* **14**, 4360 (2018).
- ⁶¹A. Scemama, A. Benali, D. Jacquemin, M. Caffarel, and P.-F. Loos, *J. Chem. Phys.* **149**, 034108 (2018).
- ⁶²P.-F. Loos, M. Boggio-Pasqua, A. Scemama, M. Caffarel, and D. Jacquemin, *J. Chem. Theory Comput.* **15**, 1939 (2019).
- ⁶³S. Dasgupta and J. M. Herbert, *J. Comput. Chem.* **38**, 869 (2017).
- ⁶⁴C. D. Sherrill, M. L. Leininger, T. J. V. Huis, and H. F. Schaefer, *J. Chem. Phys.* **108**, 1040 (1998).
- ⁶⁵H. F. Schaeffer III, *Science* **231**, 1100 (1986).
- ⁶⁶C. W. Bauschlicher and P. R. Taylor, *J. Chem. Phys.* **85**, 6510 (1986).
- ⁶⁷P. Jensen and P. R. Bunker, *J. Chem. Phys.* **89**, 1327 (1988).
- ⁶⁸C. D. Sherrill, T. J. Van Huis, Y. Yamaguchi, and H. F. Schaefer, *J. Mol. Struct.: THEOCHEM* **400**, 139 (1997).
- ⁶⁹M. L. Abrams and C. D. Sherrill, *J. Chem. Phys.* **121**, 9211 (2004).
- ⁷⁰M. L. Abrams and C. D. Sherrill, *Chem. Phys. Lett.* **412**, 121 (2005).
- ⁷¹P. M. Zimmerman, J. Toulouse, Z. Zhang, C. B. Musgrave, and C. J. Umrigar, *J. Chem. Phys.* **131**, 124103 (2009).
- ⁷²J. R. Gour, P. Piecuch, and M. Wloch, *Mol. Phys.* **108**, 2633 (2010).
- ⁷³A. D. Chien, A. A. Holmes, M. Otten, C. J. Umrigar, S. Sharma, and P. M. Zimmerman, *J. Phys. Chem. A* **122**, 2714 (2018).
- ⁷⁴T. Helgaker, P. Jørgensen, and J. Olsen, *Molecular Electronic-Structure Theory* (Wiley, Chichester, 2002).
- ⁷⁵P.-F. Loos, N. Galland, and D. Jacquemin, *J. Phys. Chem. Lett.* **9**, 4646 (2018).
- ⁷⁶P. F. Loos and D. Jacquemin, *J. Chem. Theory Comput.* **15**, 2481 (2019).
- ⁷⁷Z.-L. Cai, D. J. Tozer, and J. R. Reimers, *J. Chem. Phys.* **113**, 7084 (2000).
- ⁷⁸M. Rubio, L. Serrano-Andrés, and M. Merchán, *J. Chem. Phys.* **128**, 104305 (2008).
- ⁷⁹X. Li and J. Paldus, *J. Chem. Phys.* **134**, 214118 (2011).
- ⁸⁰T. Schwabe and L. Goerigk, *J. Chem. Theory Comput.* **13**, 4307 (2017).
- ⁸¹R. J. Bartlett, J. E. D. Bene, S. Perera, and R.-P. Mattie, *J. Mol. Struct.: THEOCHEM* **400**, 157 (1997).
- ⁸²A. J. C. Varandas, *J. Chem. Phys.* **129**, 234103 (2008).
- ⁸³W. Purwanto, S. Zhang, and H. Krakauer, *J. Chem. Phys.* **130**, 094107 (2009).
- ⁸⁴C. Angeli, R. Cimraglia, and M. Pastore, *Mol. Phys.* **110**, 2963 (2012).
- ⁸⁵G. H. Booth, D. Cleland, A. J. W. Thom, and A. Alavi, *J. Chem. Phys.* **135**, 084104 (2011).
- ⁸⁶S. Sharma, *J. Chem. Phys.* **142**, 024107 (2015).
- ⁸⁷A. Y. Sokolov and G. K.-L. Chan, *J. Chem. Phys.* **144**, 064102 (2016).
- ⁸⁸A. J. C. Varandas and C. M. R. Rocha, *Philos. Trans. R. Soc., A* **376**, 20170145 (2018).
- ⁸⁹L. Serrano-Andrés, M. Merchán, I. Nebot-Gil, R. Lindh, and B. O. Roos, *J. Chem. Phys.* **98**, 3151 (1993).
- ⁹⁰J. D. Watts, S. R. Gwaltney, and R. J. Bartlett, *J. Chem. Phys.* **105**, 6979 (1996).
- ⁹¹K. B. Wiberg, A. E. de Oliveria, and G. Trucks, *J. Phys. Chem. A* **106**, 4192 (2002).
- ⁹²M. Barbatti, J. Paier, and H. Lischka, *J. Chem. Phys.* **121**, 11614 (2004).
- ⁹³C. Angeli, *J. Comput. Chem.* **30**, 1319 (2008).
- ⁹⁴M. Schreiber, M. R. Silva-Junior, S. P. A. Sauer, and W. Thiel, *J. Chem. Phys.* **128**, 134110 (2008).
- ⁹⁵M. R. Silva-Junior, M. Schreiber, S. P. A. Sauer, and W. Thiel, *J. Chem. Phys.* **133**, 174318 (2010).
- ⁹⁶M. R. Silva-Junior, S. P. A. Sauer, M. Schreiber, and W. Thiel, *Mol. Phys.* **108**, 453 (2010).
- ⁹⁷C. Angeli, *Int. J. Quantum Chem.* **110**, 2436 (2010).
- ⁹⁸C. Daday, S. Smart, G. H. Booth, A. Alavi, and C. Filippi, *J. Chem. Theory Comput.* **8**, 4441 (2012).
- ⁹⁹D. Feller, K. A. Peterson, and E. R. Davidson, *J. Chem. Phys.* **141**, 104302 (2014).