

Radiocarbon dating of legacy music instrument collections: example of traditional Indian *vina* from the Musée de la Musique, Paris

M.G. DURIER^{a,c}, P. BRUGUIÈRE^b, C. HATTÉ^c, S. VAIEDELICH^d, C. GAUTHIER^c, F. THIL^c, N. TISNÉRAT-LABORDE^c

^a Centre de Recherche sur la Conservation (CRC), MNHN, CNRS USR 3224, Ministère de la Culture, 36 Rue Geoffroy Saint-Hilaire, 75005, Paris, France

^b Curator, Musée de la musique, Équipe Conservation Recherche, CRC, MNHN, CNRS USR 3224, Ministère de la Culture, 36 Rue Geoffroy Saint-Hilaire, 75005, Paris, France

^c LSCE, UMR 8212 CEA-CNRS-UVSQ, Université Paris-Saclay, F-91198 Gif-sur-Yvette France

^d Laboratoire de Recherche et de Restauration, Musée de la Musique, Cité de la Musique, 221 Avenue Jean Jaurès, 75019 Paris, France

Keywords: ¹⁴C dating, modern music instrument, small sample

Abstract

Although ¹⁴C dating is commonly used for archeological music instruments, little research has been conducted on modern instruments (16th to 19th century). New technology, based on the mini carbon dating system (MICADAS), enables some of the recurring challenges (e.g. sampling size) to be circumvented and paves the way for a new field of investigation. We here address the Indian instrumentarium about which very little is known. We investigate the making and the restoration phases of two *vina*, a *kinnari vina* (E.1444) and a *rudra vina* or *bin* (E.997.24.1). By comparing ¹⁴C measurements made on several samplings of elements of the instruments with museological information, we were able to specify a unique calibrated interval of ages [1666AD – 1690AD] for the making of the *kinnari vina* and a restoration phase [1678AD - 1766AD] for the upper nut. The *bin* is likely attributed to the [1650AD - 1683AD] interval.

Introduction

Several challenges have to be met concerning the radiocarbon dating of modern music instruments made between the 16th and 19th century. Dendrochronology cannot be carried out on modern music instruments as the tree-ring record is too short and ¹⁴C dating may be a priori rejected for historical periods as a ¹⁴C physical measurement may result in several equiprobable age ranges. Several samplings and independent expertise are then required to make a well-considered choice between these intervals. Owing to the new generation of ¹⁴C dating instruments, a compact radiocarbon dating system such as MICADAS (Synal et al., 2007) allows some hundreds of micrograms of material to be sampled. For wood, the sample is thus as small as a pinhead. This new technology opens the door to multisampling without it being visible and without it affecting the instrument's playing quality. This might at least partly resolve issues of multi-interval calibration. Beyond the physical analysis, museum studies are another reliable means of investigation to attempt to find clues to the manufacturing period and history of the instrument. This approach involves the gathering of documents, the expertise of curators and restorers, and reports of scientific analyses used in cultural heritage institutions that are required for the study of instruments using radiocarbon dating. The interdisciplinary framework makes it possible to combine any *ante quem* or *post quem* information on the age of relics or music instruments. In this approach, we will draw on an on-going project on modern music instruments involving radiocarbon dating specialists and museum experts. There are three challenges to be overcome: i- the sample size, which will not extend beyond a few hundred micrograms, ii- the composite constitution of the instrument (varnishes, glues,

restored parts), which requires specific and complex chemical protocols to extract the carbon to be dated, and iii- the historical period which is not favorable to radiocarbon dating due to complex calibration curves. Our goal here is to date two amazingly well preserved *vina* about which little information is available and possibly contribute to scientific knowledge about their origin and the history of their making.

Material and method

Material

Our study focuses on two *vina*, Indian stringed instruments which belong to the tube zither family, and kept at the Musée de la musique in Paris. The first one is a *kinnari vina* (E.1444, Figure 1a,b). The second one is a *bin* (also called today *rudra vina*) (E.997.24.1, Figure 1d) and was played for centuries in Indian and Muslim princely courts. *Vina* are composed of a wooden tube onto which are fixed gourds which act as resonators. The conservation state of both *vinas* is exceptional although the constitutive and painted parts are very fragile and although the initial tropical climate was unfavorable, according to museum studies. Visual inspection under an optical microscope, endoscopic analysis, X-Ray digital radiography and XRF investigations were performed during museum studies and showed no visible evidence to suspect that certain parts had been replaced. None of the *vina* showed visible surface contamination. The decorations are original and it is very likely that gourds were chosen with care according to their acoustic properties (Bruguère et al., 2008).

The *kinnari vina* (E.1444, Figure 1a,b) is made of three gourds (*lagenaria siceraria*) fixed under a reed tube, made of *Arundo donax*, a species found in East and South-East Asia. This makes this *kinnari vina* singular. A piece of wood from a *Dalbergia latifolia*, named “Indian rosewood”, was carved in the form of a bird and inserted at the end of the tube. This part was used as a string holder and a bridge. The upper nut painted yellow with orpiment is made of *Artocarpus chama Buch*, a wood commonly called “terap” and found in South-East Asia according to museum studies. An ancient iconography (page 135 in Day, 1891) presents a *kinnari vina* showing the same singular features without any decoration. The *kinnari vina* (E.1444) entered the collections in 1892. It was sold to the museum by Gand and Bernardel, renowned Parisian violin makers and valuable music instrument dealers of the 19th century, who may have bought it at public sale. The floral pattern of the *kinnari vina* (E.1444) is a motif found on 17th and 18th century artifacts produced in the region of Hyderabad (Andhra Pradesh) situated in South-East India. According to the curator who relies on organological features and the painted patterns, this musical instrument could have been made in the 18th century.

The *bin* or *rudra vina* (E.997.24.1, Figure 1d) consists of two resonators made of gourds, a tube made of teak wood (*Tectona grandis*), and 13 wooden frets. The pegs and the string holder are missing. A mixture of beeswax and plant resin was traditionally used to stick the frets onto the tube. The highly sophisticated decoration of this *vina* comprises five successive layers: an undercoat of clay with iron oxides, a support of metallic sheet in tin, an organic layer with resin and paint layers. The *bin* E.997.24.1 was acquired by the museum in 1997. It is referenced as coming from Rajasthan, a region in North-West India and it has been tentatively dated from the first half of the 17th century.

Method

Sampling

The ^{14}C activity was measured on 7 sub-samples, representative of each of the constituent elements, of the *kinnari vina* (E.1444, Figure 1c, table 1) and on two sub-samples of the *bin* (E.997.24.1, Figure 1d, table 1). An eighth sample was taken on the *kinnari vina*: a black glue residue found inside the tube (Figure 1c, sample H). All the samples were of less than a few hundred micrograms of carbon. Samples taken from both *vina* belong to original components of the instruments. Each of them is devoid of any traces of varnish, painting, and wax and protected from other environmental contamination. They were taken in non-visible areas inside the gourds or the tube, inside cracks, etc. (Figure 1b).

Figure 1 : Indian vina from the Museum Collections and sampling locations. a- *kinnari vina*, E.1444, b- zoom on sampling in a crack from *kinnari vina*, E.1444, c- schematic view of the *kinnari vina*, E.1444 and location of the eight samples, d- *bin* or *rudra vina*, E.997.24.1 and sample locations. Pictures by Claude Germain (a, d) and Stéphane Vaiedelich (b) © Musée de la musique-Philharmonie de Paris.

table 1: List of samples from *kinnari vina* and *rudra vina* (see Figure 1 to visualize locations)

Treatment

As no visible surface contamination was highlighted through previous investigations and as samples were extracted from hidden, uncolored parts of the instruments, a simple chemical treatment was enough to prepare the samples for ^{14}C dating.

The samples were treated with the classical AAA chemical pretreatment for wood and charcoal samples (Van Klinken and Hedges, 1998). All chemicals were of ultrapure quality, and water was ultrapure (MilliQ grade). Chemical glasses were pre-combusted at 500°C overnight prior to use and were preserved in Al foil (burnt at the same time). The procedure is as follows:

HCl 0.5M, ambient temperature, sample is rinsed until pH= 5

NaOH 0.1M, ambient temperature, sample is hot rinsed until pH= 5 (80°C)

HCl 0.5M, ambient temperature, sample is rinsed until pH= 5

Clean samples were transformed into CO_2 by flame-combustion with pure O_2 . Evolved gases were passed through a trap kept at -80°C (ethanol – dry ice mixture) and on Cu/Ag to get rid of water, O_2 excess and sulfur and nitrogen oxides. The amount of pure carbon was evaluated by a pressure transducer. Pure CO_2 was then flame-sealed, under vacuum, in one or several Pyrex tubes until measurement. No more than $140\mu\text{g}$ of C were preserved per tube.

To control the impact of chemical treatment and of the combustion, we also ran "blank" and international standards (SIRI G – Scott et al., 2017). As "blank", we used a $\text{F}^{14}\text{C}=0$ charcoal, known as "Afrique du Sud", from inside the Border cave (South Africa) in a Paleolithic level (Middle Stone Age) dated to more than 70 kya.

Physical measurements

The mass spectrometer ECHO MICADAS (^{14}C AMS) was used to measure the ^{14}C activity of each sample (Synal et al., 2007; Tisnérat-Laborde et al., 2015). The gaseous samples (from 30 to $140\mu\text{gC}$) were directly injected into the MICADAS gas source through the Gas Ion Source Interface (GIS) (Ruff et al., 2010) by tube cracking. Ages were obtained from ^{14}C measurements using Bats software by comparing $^{14}\text{C}/^{12}\text{C}$ ratios with OXII standards (Wacker et al., 2010). Most of the samples provided several tubes of gas. All the tubes were separately measured but results were statistically combined. The mean age of the sample then derives from the mean of the individual measurements, which pass the Chi2 test, and is associated to the maximum between the Chi2 reduced error and the standard deviation between the median of the individual measurements. Results are expressed in F^{14}C as recommended by Reimer et al. (2004) and provided as ^{14}C ages (yr BP) following Stuiver and Polach's (1977) convention. Probability

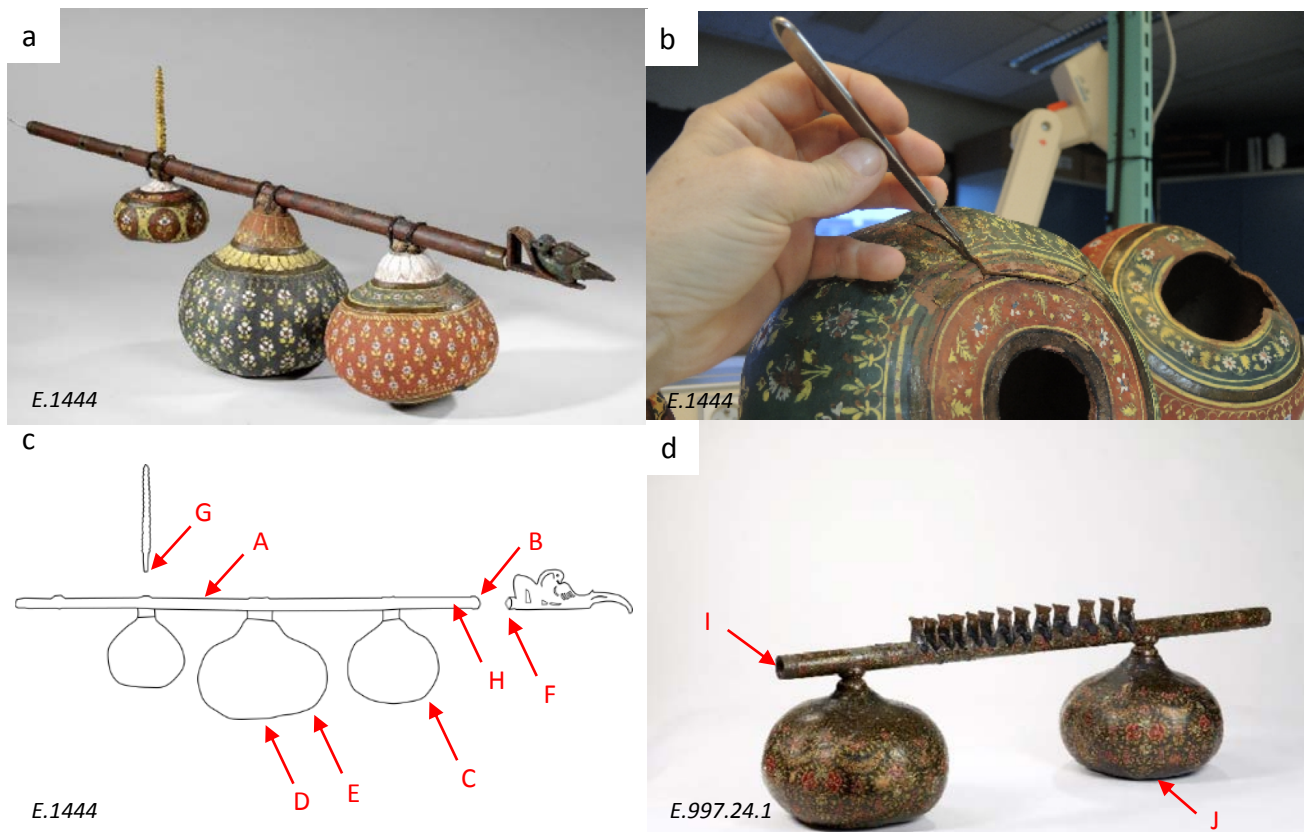


Figure 1 : Indian vina from the Museum Collections and sampling locations. a- kinnari vina, E.1444, b- zoom on sampling in a crack from kinnari vina, E.1444, c- schematic view of the kinnari vina, E.1444 and location of the eight samples, d- bin or rudra vina, E.997.24.1 and sample locations. Pictures by Claude Germain (a, d) and Stéphane Vaiedelich (b) © Musée de la musique-Philharmonie de Paris.

<i>vina</i>	sampling	GifA	Sampling description
<i>Kinnari-vina</i> E.1444	A	GifA18172	Inside the central part of the tube in the thickness of a crack.
	B	GifA18173	Inside the end of the tube on the bird bridge side.
	C	GifA18174	In the thickness of a broken part of the red gourd.
	D	GifA18175	On the inner surface of the green gourd.
	E	GifA18176	Inside a crack of the green gourd.
	F	GifA18177	Part of the bird bridge that fits into the end of the tube.
	G	GifA18179	Part of the upper nut that fits into the tube.
	H	GifA18178	Black glue-like residue from inside the tube
<i>Rudra-vina</i> E.997.24.1	I	GifA17279	Inside the tube
	J	GifA17278	Under a gourd

Table 1: List of samples from kinnari vina and rudra vina (see Figure 1 to visualize locations).

distributions of calibrated radiocarbon ages were generated using OxCal v4.3.2 (Bronk Ramsey, 2009) based on the IntCal13 calibration curve (Reimer et al., 2013). All data are provided in tables 1 and 2.

Results and discussion

Vina resonators are made of gourds that are fast growing and quickly dried plants. The same is true for the reed used as the tube for the *kinnari vina*. This means that the ^{14}C dating will correspond to the year of manufacture to the nearest 1 to 3 years. The *rudra vina* tube, in contrast, is made of teak that is either a fast or a slow growing species depending on the environment. Examination of the tube revealed that it cannot have come from a branch but from a piece of turned wood. It comes from a beam that was drilled all along its length. We do not know *a priori* if it was extracted from the external part (the youngest part) or from the internal part (the oldest part) of the tree.

Kinnari vina (E 1444)

^{14}C data obtained for each sample are shown in Table 2 and Figure 2. The ^{14}C data recorded for six samples (GifA18172 to GifA18177) were unexpectedly very similar: 0.983 ± 0.005 (GifA18172), 0.977 ± 0.005 (GifA18173), 0.977 ± 0.005 (GifA18174), 0.977 ± 0.006 (GifA18175), 0.977 ± 0.005 (GifA18176), 0.982 ± 0.007 (GifA18176), 0.977 ± 0.009 (GifA18177). Hence they correspond respectively to similar radiocarbon dates: 135 ± 40 yr BP, 190 ± 40 yr BP, 190 ± 50 yr BP, 190 ± 45 yr BP, 150 ± 55 yr BP, 190 ± 75 yr BP. This result supports the conclusions of the museum studies that these pieces are original, and therefore correspond to the period when the instrument was made. The result for the upper nut (GifA18179) is an exception: 0.986 ± 0.005 , i.e., a radiocarbon date of 115 ± 40 yr BP. Unlike the first investigations carried out in the laboratory of the Musée de la Musique, this piece does not seem to be original.

table 2: Conventional, calibrated and modeled ^{14}C ages obtained for the *kinnari vina* E.1444. Statistical results of Bayesian modeling are shown in the last four columns: for all *vina* pieces first and for the original pieces of the *vina* thereafter. Individual agreement (A_{ind}) and combined agreement (A_{comb}) are provided. Resulting modeling intervals are provided under the main part of the table.

Combining the results of this series (7 samples) using the "combine" option of Bayesian modeling (Bronk Ramsey, 2009) shows that the individual agreement index (A) for the upper nut sample (GifA18179) is 60.4% whereas it is between 90 and 125% for the other six samples. It was therefore decided to perform the Bayesian modelling without the nut, i.e. using only the six sub-samples labeled GifA18172 to GifA18177 (Tables 1 and 2). The resulting equiprobable calendar ranges are (Figure 2, Table 2): [1666AD – 1690AD] (17.8%), [1730AD – 1784AD] (49.8%), [1796AD – 1810AD] (9.9%) (the last one, [1926AD - ... [is outlier data due to the Suess effect). The three main ranges of calibrated dates are defined as the end of the 17th century and the 18th century.

As mentioned above, the upper nut may not be contemporaneous of the *vina* manufacture. It could be a replacement of the original nut that was probably lost or broken. This fragile part is subject to breakage and was likely changed during the period when the *vina* was played. The main probable ranges for the upper nut are: [1678AD - 1766AD] (32.5%), [1772AD - 1778AD] (1.0%), [1800AD - 1941AD] (61.9%).

The instrument was acquired in 1892 and no restoration has been carried out since it entered the museum. Any replacement was thus done before. The use of *terap* in nineteenth-century Europe in cabinet making and instrument making is not attested and remains highly unlikely. European instrument makers of this era probably did not have the organological knowledge of traditional Indian instruments to accurately reproduce this part either. It is very likely that the replacement was done while the instrument was still in India and was made by an Indian instrument maker. The only few slight traces of

identification				uncalibrated data						calibrated age [1]		statistical combination				
				individual measurement		Chi2-Test	mean value					model 1 (A->G) [2]		model 2 (A-> F) [3]		
Sample ID	Fig.1 ID	GifA #	ECHo #	F ¹⁴ C	±			F ¹⁴ C	±	age BP [yr]	±	calibrated age (±1 s) [range in yr] (probability distribution)	calibrated age (±2 s) [range yr] (probability distribution)	A _{ind}	A _{comb}	A _{ind}
vina E1444 - P1 tube	A	GifA - 18172	ECHo - 2353	0.983	0.007	0.21/3.84 (5%)	0.983	0.005	135	40	[1680 - 1700] (8.9%) [1703 - 1707] (1.6%) [1720 - 1764] (18.0%) [1801 - 1819] (7.8%) [1824 - 1825] (0.2%) [1833 - 1881] (20.8%) [1915 - 1939] (10.7%)	[1669 - 1781] (41.7%) [1798 - 1894] (38.2%) [1905 - 1946] (15.6%)	99.1		89.8	
				0.984	0.007											
vina E1444 - P2 tube	B	GifA - 18173	ECHo - 2354	0.9738	0.0066	0.37/3.84 (5%)	0.977	0.005	190	40	[1663 - 1683] (13.6%) [1736 -1806] (43.4%) [1931 - 1933] (0.7%) [1935 - ...] (10.5%)	[1645 - 1699] (22.7%) [1722 - 1817] (49.8%) [1834 - 1880] (6.6%) [1916 - ...] (16.4%)	106.4		116.4	
				0.9797	0.0070											
vina E1444 - P3 red resonator	C	GifA - 18174	ECHo - 2355	0.9768	0.0062		0.977	0.006	190	50	[1653 - 1690] (16.7%) [1730 - 1810] (39.6%) [1926 - ...] (11.9%)	[1644 - 1712] (22.7%) [1719 - 1830] (45.2%) [1831 - 1891] (11.9%) [1909 - ...] (15.5%)	119.8		126.5	
vina E1444 - P4 green resonator	D	GifA - 18175	ECHo - 2356	0.9795	0.0077	0.28/3.84 (5%)	0.977	0.005	190	45	[1660 - 1685] (14.0%) [1733 - 1808] (41.8%) [1929 - ...] (12.4%)	[1645 - 1708] (22.8%) [1719 - 1821] (47.3%) [1822 - 1826] (0.4%) [1833 - 1886] (9.1%) [1914 - ...] (15.8%)	113.5	109.4	121.9	142.1
				0.9739	0.0076											
vina E1444 - P5 green resonator	E	GifA18176	ECHo-2357	0.9816	0.0066		0.982	0.007	150	55	[1669 - 1698] (11.2%) [1724 - 1781] (22.8%) [1798 - 1816] (6.9%) [1835 - 1878] (15.8%) [1917 - 1946] (11.5%)	[1665 - 1788] (44.5%) [1790 - 1895] (34.6%) [1904 - ...] (16.3%)	115.3		111.9	
vina E1444 - P6 bird bridge	F	GifA18177	ECHo-2358	0.9766	0.0088		0.977	0.009	190	75	[1647 - 1696] (16.8%) [1726 - 1814] (32.4%) [1837 - 1844] (2.0%) [1852 - 1869] (4.4%) [1872 - 1877] (1.1%) [1918 - ...] (11.5%)	[1523 - 1575] (5.0%) [1629 - ...] (90.4%)	127.1		131.2	
vina E1444 upper nut	G	GifA18179	ECHo-2360	0.9864 0.9855	0.0064 0.0073	0.01/3.84 (5%)	0.986	0.005	115	40	[1690 - 1730] (19.3%) [1810 - 1892] (40.4%) [1908 - 1926] (8.5%)	[1678 - 1766] (32.5%) [1772 - 1778] (1.0%) [1800 - 1941] (61.9%)	60.3			
vina E1444 - P7 inner tube deposit	H	GifA18178	ECHo-2359	0.7973	0.0066		0.797	0.007	1820	65						

[1] using OxCal4.3.2 (Bronk Ramsey 2009) based on IntCal13 (Reimer et al. 2013)
[2] Chi2-Test: 3.30/12.59 (5%)
[3] Chi2-Test: T=1.54/11.07 (5%)

resulting calibrated age (±2 s)
[range yr] (probability distribution)
[1668 - 1693] (16.2%) [1666 - 1690] (17.8%)
[1728 - 1782] (49.7%) [1730 - 1784] (49.8%)
[1798 - 1812] (10.7%) [1796 - 1810] (9.9%)
[1920 - 1949] (18.7%) [1926 - ...] (18.0%)

Table 2: Conventional, calibrated and modeled 14C ages obtained for the kinnari vina E.1444. Statistical results of Bayesian modeling are shown in the last four columns: for all vina pieces first and for the original pieces of the vina thereafter. Individual agreement (Aind) and combined agreement (Acomb) are provided. Resulting modeling intervals are provided under the main part of the table.

(musical) use on the upper nut seem to reveal that it was not played as much as the other parts of the *vina*. It is thus assumed that the nut was replaced during the [1678AD - 1766AD] interval towards the end of the musical use of the *vina*. Consequently, the instrument was made (age of the original pieces) during the [1666AD – 1690AD] interval. It appears that the instrument is a little older than initially thought by the curator, who expected it to date from the 18th century.

Figure 2: Calibrated ¹⁴C ages of the kinnari vina E.1444. The upper probability distribution diagram, underlined in blue corresponds to the Bayesian modeling of the combination of the vina's original parts. The probability distribution diagram of the restored piece (upper nut) is shown in the last line.

Residue sampled in the *vina* tube shows quite different results, with $F^{14}C$ equal to 0.797 ± 0.007 , equivalent to an age of 1820 ± 65 BP (table 2). Chemical characterization (chromatography, XRF...) of a new sample of the same black residue is in progress. It is known that bitumen-derived glue was used to maintain the tube when aligning elements and perforating holes. A balance equation between expected age ($F^{14}C = 0.979$, the modeled average of original pieces' $F^{14}C$) and a null ^{14}C content for a potential bitumen-derived component would result in a mixture containing about 20% of dead carbon in the resulting black residue, which is quite likely.

Rudra vina (E 997.24.1)

^{14}C data obtained for each sample are shown in Table 3. Samples from the *vina* tube (GifA-17279) and the *vina* resonator (GifA-17280) provided very similar $F^{14}C$ data: 0.976 ± 0.004 and 0.973 ± 0.005 respectively, equivalent to 195 ± 30 yr BP and 225 ± 40 yr BP, respectively. Calibrated ranges of dates of both samples are thus also very close (Table 3 and Figure 3) yielding three major ranges of dates, during the 17th century, the 18th century and associated to the Suess effect modern period. This concomitance of ages reveals that the tube was extracted from the external part of the tree and this allows Bayesian modeling to combine dating and reduce uncertainties.

Table 3: Conventional, calibrated and modeled ¹⁴C ages obtained for the bin E.997.24.1. Statistical results of Bayesian modeling are shown in the last two columns. Individual agreement (A_{ind}) and combined agreement (A_{comb}) are provided. Resulting modeling intervals are provided under the main part of the table.

Bayesian modeling with OxCal (Bronk Ramsey, 2009) reinforced the view that the two elements were associated at the same time and thus very likely correspond to the making of the instrument (Figure 3). Individual agreements, A , are 111.7% and 116.9%, respectively, resulting in a combined agreement factor of $A_{comb} = 120.7\%$. Modeling results in four equiprobable ranges of dates: [1650AD – 1683AD] (28.1%), [1737AD-1759AD] (8.8%) and [1761AD – 1805AD] (43.9%) and the last one ([1936AD - ...]) corresponding to the modern period that we ruled out.

Figure 3: Calibrated ¹⁴C ages for the two gaseous micro-samples from the bin or rudra vina E.997.24.1. The upper probability distribution diagram, underlined in blue corresponds to the Bayesian modeling obtained by combination of bin ¹⁴C results.

According to the very accurate iconographical evidence and descriptions given in textual sources dating from the end of the 16th century and early 17th century, the curator speculated that the *vina* could have been made in the first half of the 17th century. The [1650AD - 1683AD] interval is presumably that when the instrument was made. It is slightly younger than expected.

Conclusion

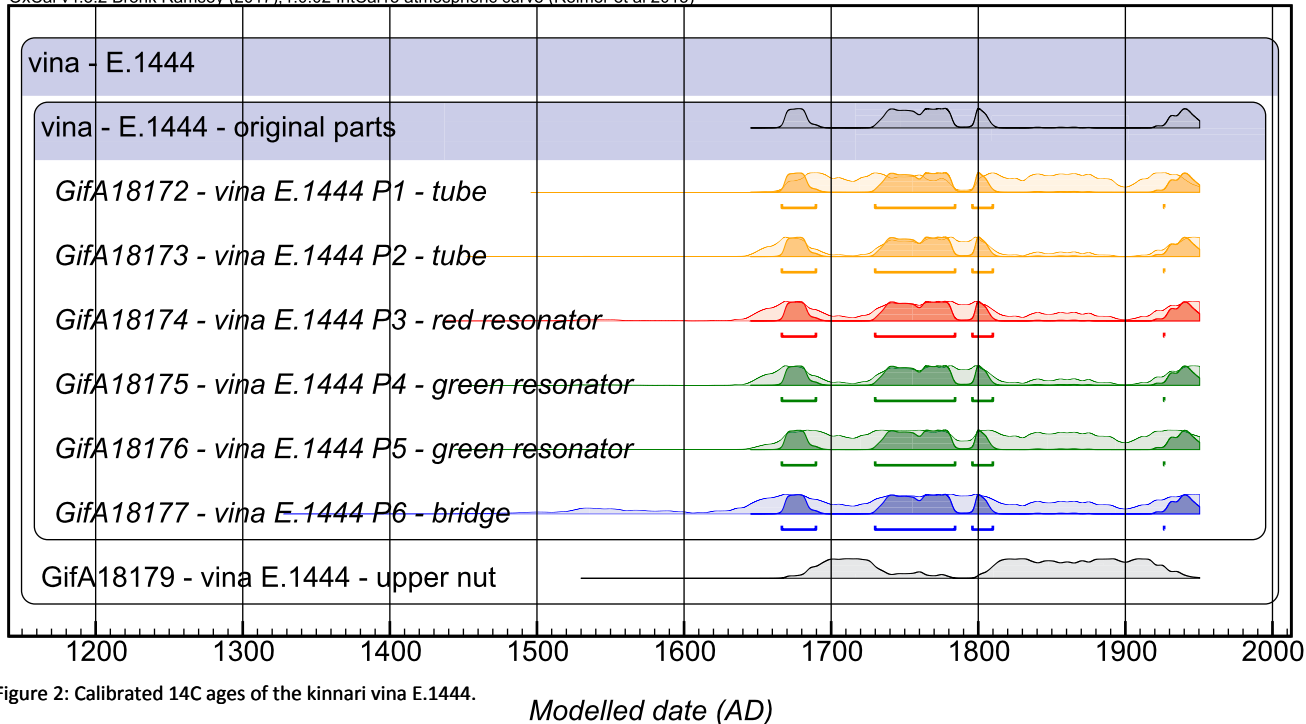


Figure 2: Calibrated ^{14}C ages of the kinnari vina E.1444.

identification				uncalibrated data						calibrated age [1]		statistical combination [2]			
				individual measurement		Chi2-Test	mean value								
Sample ID	Fig. 1 ID	GifA #	ECHO #	F ¹⁴ C	±			F ¹⁴ C	±	age BP [yr]	±	calibrated age (±1 sigma) [range in yr AD] (probability distribution)	calibrated age (±2 sigma) [range yr AD] (probability distribution)	A _{ind}	A _{comb}
vina E997.24.1 tube	I	GifA - 17279	ECHO - 1938	0.979	0.007	0.574 / 5.990	0.976	0.004	195	30	[1663 - 1681] (16.2%)	[1649 - 1691] (23.9%)	111.7	120.7	
				0.973	0.006						[1739 - 1746] (4.9%)	[1729 - 1811] (54.8%)			
				0.977	0.006						[1748 - 1751] (1.9%)	[1921 - 1923] (0.2%)			[1763 - 1802] (33.5%)
vina E997.24.1 resonator	J	GifA - 17278	ECHO - 1939	0.972	0.007	0.007 / 3.840	0.973	0.005	225	40	[1644 - 1681] (29.8%)	[1524 - 1559] (4.1%)	116.9		120.7
											[1631 - 1695] (34.5%)	[1563 - 1571] (0.4%)			
				0.973	0.007						[1740 - 1742] (1.0%)	[1727 - 1813] (43.4%)			

resulting calibrated age [1650 - 1683] (27.9%)
(±2 s) [1736 - 1759] (9.4%)
[range yr] [1760 - 1805] (43.6%)
(probability distribution) [1935 - 1951] (14.5%)

[1] using OxCal4.3.2 (Bronk Ramsey 2009) based on IntCal13 (Reimer et al. 2013)
[2] Chi2-Test: 0.30/3.84 (5%)

Table 3: Conventional, calibrated and modeled 14C ages obtained for the bin E.997.24.1. Statistical results of Bayesian modeling are shown in the last two columns. Individual agreement (A_{ind}) and combined agreement (A_{comb}) are provided. Resulting modeling intervals are provided under the main part of the table.

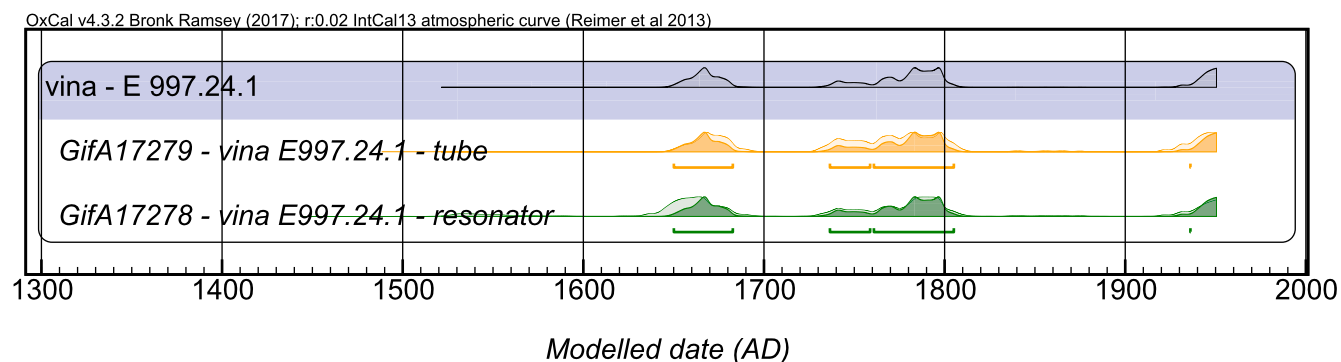


Figure 3: Calibrated 14C ages for the two gaseous micro-samples from the bin or rudra vina E.997.24.1. The upper probability distribution diagram, underlined in blue corresponds to the Bayesian modeling obtained by combination of bin 14C results.

Based on information from both geochronological analyses and museological resources, we were able to provide key elements on two *vina* from the Musée de la Musique. The making of the *rudra vina* (E 997.24.1) is now known and corresponds to [1650AD -1683AD]. The history of the *kinnari vina* (E 1444) is now known: it was made during the [1666AD – 1690AD] interval and its upper nut was changed before its arrival in France, likely during [1678AD - 1766AD]. Furthermore, we have highlighted the use of bitumen-derived glue used to assemble and make the instruments.

To sum up on this first combined museological – geochronological study performed on legacy musical instruments, we have shown that like analysis performed on archeological musical instruments, ¹⁴C dating can be a powerful tool to inform not only on the creation of a musical instrument but also on its use.

Acknowledgements

This research was supported by the Domaine d'Intérêt Majeur "Patrimoine" of the Île-de-France region. This work was made possible by DIM Analytics of the Île-de-France region, the BNP Paribas foundation, the European FEDER, the BCDiv Labex that contributed to the ECHOMICADAS acquisition.

References

- Bronk Ramsey, C. (2009) Bayesian analysis of radiocarbon dates. *Radiocarbon* 51, 337-360.
- Bruguière, P., Echard, J.-P., Le Conte, S., Haeghele, P. and Vaiedelich, S. (2008) Towards better conservation: a scientific examination of musical instruments from the princely courts of North India, in: *Conservation, ICOM-CC Triennial Conference, New Delhi, September 2008*, pp. 150-158.
- Day, C.R. (1891) *The Music and Musical Instruments of Southern India and The Deccan*. Novello, Ewer & Co, London & New York.
- Reimer, P.J., Bard, E., Bayliss, A., Beck, W.J., Blackwell, P.G., Bronk Ramsey, C., Buck, C.E., Hai, C., Edwards, R.L., Friedrich, M., Grootes, P.M., Guilderson, T.P., Hafflidason, H., Hajdas, I., Hatté, C., Heaton, T.J., Hoffman, D.L., Hogg, A.G., Hughen, K.A., Kaiser, K.F., Kromer, B., Manning, S.W., Niu, M., Reimer, R.W., Richards, D.A., Scott, E.M., Southon, J.R., Staff, R.A., Turney, C.S.M. and Van der Plicht, J. (2013) IntCal13 and Marine13 radiocarbon age calibration curves 0-50,000 years cal BP. *Radiocarbon* 55, 1869-1887.
- Reimer, P.J., Brown, T.A. and Reimer, R.W. (2004) Discussion; reporting and calibration of post-bomb ¹⁴C data. *Radiocarbon* 46, 1299-1304.
- Ruff, M., Fahrni, S., Gaggeler, H.W., Hajdas, I., Suter, M., Synal, H.-A., Szidat, S. and Wacker, L. (2010) On-line radiocarbon measurements of small samples using elemental analyzer and MICADAS gas ion source. *Radiocarbon* 52, 1645-1656.
- Scott, E.M., Naysmith, P. and Cook, G.T. (2017) Should Archaeologists Care about ¹⁴C Intercomparisons? Why? A Summary Report on SIRI. *Radiocarbon* 59, 1589-1596.
- Stuiver, M. and Polach, H.A. (1977) Discussion: Reporting of ¹⁴C data. *Radiocarbon* 19, 355-363.
- Synal, H.A., Stocker, M. and Suter, M. (2007) MICADAS: A new compact radiocarbon AMS system. *Nuclear Instruments & Methods in Physics Research Section B-Beam Interactions with Materials and Atoms* 259, 7-13.
- Tisnérat-Laborde, N., Thil, F., Synal, H.-A., Cersoy, S., Hatté, C., Gauthier, C., Massault, M., Michelot, J.-L., Noret, A., Siani, G., Tombret, O., Vigne, J.-D. and Zazzo, A. (2015) ECHOMICADAS: A new compact AMS system to measuring ¹⁴C for Environment, Climate and Human Sciences, 22nd International Radiocarbon Conference, Dakar, Senegal, pp. 16-20.

Van Klinken, G.J. and Hedges, R.E.M. (1998) Chemistry Strategies for Organic ^{14}C Samples. Radiocarbon 40, 51-56.
Wacker, L., Christl, M. and Synal, H.A. (2010) Bats: A new tool for AMS data reduction. Nuclear Instruments and Methods in Physics Research Section B: Beam Interactions with Materials and Atoms 268, 976-979.

Figures and tables

Figure 1 : Indian vina from the Museum Collections and sampling locations. a- kinnari vina, E.1444, b- zoom on sampling in a crack from kinnari vina, E.1444, c- schematic view of the kinnari vina, E.1444 and location of the eight samples, d- bin or rudra vina, E.997.24.1 and sample locations. Pictures by Claude Germain (a, d) and Stéphane Vaiedelich (b) © Musée de la musique-Philharmonie de Paris.

Figure 2 : Calibrated ^{14}C ages of the kinnari vina E.1444. The upper probability distribution diagram, underlined in blue corresponds to the Bayesian modeling of the combination of the vina's original parts. The probability distribution diagram of the restored piece (upper nut) is shown in the last line.

Figure 3: Calibrated ^{14}C ages for the two gaseous micro-samples from the bin or rudra vina E.997.24.1. The upper probability distribution diagram, underlined in blue corresponds to the Bayesian modeling obtained by combination of bin ^{14}C results.

Table 1: list of samples from kinnari vina and rudra vina (see Figure 1 to visualize locations)

Table 2: Conventional, calibrated and modeled ^{14}C ages obtained for the kinnari vina E.1444. Statistical results of Bayesian modeling are shown in the last four columns: for all vina pieces first and for the original pieces of the vina thereafter. Individual agreement (A_{ind}) and combined agreement (A_{comb}) are provided. Resulting modeling intervals are provided under the main part of the table.

Table 3: Conventional, calibrated and modeled ^{14}C ages obtained for the bin E.997.24.1. Statistical results of Bayesian modeling are shown in the last two columns. Individual agreement (A_{ind}) and combined agreement (A_{comb}) are provided. Resulting modeling intervals are provided under the main part of the table.