



HAL
open science

Radiocarbon dating of legacy music instrument collections: example of traditional Indian vina from the Musée de la Musique, Paris

M G Durier, P Bruguière, Christine Hatté, S. Vaiedelich, C. Gauthier, F. Thil, N. Tisnerat-Laborde

► To cite this version:

M G Durier, P Bruguière, Christine Hatté, S. Vaiedelich, C. Gauthier, et al.. Radiocarbon dating of legacy music instrument collections: example of traditional Indian vina from the Musée de la Musique, Paris. *Radiocarbon*, 2019, 61 (5), pp.1357-1366. 10.1017/RDC.2019.71 . hal-02283369

HAL Id: hal-02283369

<https://hal.science/hal-02283369v1>

Submitted on 11 Sep 2019

HAL is a multi-disciplinary open access archive for the deposit and dissemination of scientific research documents, whether they are published or not. The documents may come from teaching and research institutions in France or abroad, or from public or private research centers.

L'archive ouverte pluridisciplinaire **HAL**, est destinée au dépôt et à la diffusion de documents scientifiques de niveau recherche, publiés ou non, émanant des établissements d'enseignement et de recherche français ou étrangers, des laboratoires publics ou privés.

1 Radiocarbon dating of legacy music instrument collections: example of traditional 2 Indian *vina* from the Musée de la Musique, Paris

3
4 M.G. DURIER^{a,c}, P. BRUGUIÈRE^b, C. HATTÉ^c, S. VAIEDELICH^d, C. GAUTHIER^c, F. THIL^c,
5 N. TISNÉRAT-LABORDE^c

6
7 ^a Centre de Recherche sur la Conservation (CRC), MNHN, CNRS USR 3224, Ministère de la Culture, 36 Rue
8 Geoffroy Saint-Hilaire, 75005, Paris, France

9 ^b Curator, Musée de la musique, Équipe Conservation Recherche, CRC, MNHN, CNRS USR 3224, Ministère de la
10 Culture, 36 Rue Geoffroy Saint-Hilaire, 75005, Paris, France

11 ^c LSCE, UMR 8212 CEA-CNRS-UVSQ, Université Paris-Saclay, F-91198 Gif-sur-Yvette France

12 ^d Laboratoire de Recherche et de Restauration, Musée de la Musique, Cité de la Musique, 221 Avenue Jean Jaurès,
13 75019 Paris, France

14
15 Keywords: 14C dating, modern music instrument, small sample

16 **Abstract**

17 Although ¹⁴C dating is commonly used for archeological music instruments, little research has been
18 conducted on modern instruments (16th to 19th century). New technology, based on the mini carbon
19 dating system (MICADAS), enables some of the recurring challenges (e.g. sampling size) to be
20 circumvented and paves the way for a new field of investigation. We here address the Indian
21 instrumentarium about which very little is known. We investigate the making and the restoration phases
22 of two *vina*, a *kinnari vina* (E.1444) and a *rudra vina* or *bin* (E.997.24.1). By comparing ¹⁴C measurements
23 made on several samplings of elements of the instruments with museological information, we were able
24 to specify a unique calibrated interval of ages [1666AD – 1690AD] for the making of the *kinnari vina* and
25 a restoration phase [1678AD - 1766AD] for the upper nut. The *bin* is likely attributed to the [1650AD -
26 1683AD] interval.

29 **Introduction**

30 Several challenges have to be met concerning the radiocarbon dating of modern music instruments
31 made between the 16th and 19th century. Dendrochronology cannot be carried out on modern music
32 instruments as the tree-ring record is too short and ¹⁴C dating may be a priori rejected for historical
33 periods as a ¹⁴C physical measurement may result in several equiprobable age ranges. Several samplings
34 and independent expertise are then required to make a well-considered choice between these intervals.
35 Owing to the new generation of ¹⁴C dating instruments, a compact radiocarbon dating system such as
36 MICADAS (Synal et al., 2007) allows some hundreds of micrograms of material to be sampled. For wood,
37 the sample is thus as small as a pinhead. This new technology opens the door to multisampling without it
38 being visible and without it affecting the instrument's playing quality. This might at least partly resolve
39 issues of multi-interval calibration. Beyond the physical analysis, museum studies are another reliable
40 means of investigation to attempt to find clues to the manufacturing period and history of the
41 instrument. This approach involves the gathering of documents, the expertise of curators and restorers,
42 and reports of scientific analyses used in cultural heritage institutions that are required for the study of
43 instruments using radiocarbon dating. The interdisciplinary framework makes it possible to combine any
44 *ante quem* or *post quem* information on the age of relics or music instruments. In this approach, we will
45 draw on an on-going project on modern music instruments involving radiocarbon dating specialists and
46 museum experts. There are three challenges to be overcome: i- the sample size, which will not extend
47 beyond a few hundred micrograms, ii- the composite constitution of the instrument (varnishes, glues,

48 restored parts), which requires specific and complex chemical protocols to extract the carbon to be
49 dated, and iii- the historical period which is not favorable to radiocarbon dating due to complex
50 calibration curves. Our goal here is to date two amazingly well preserved *vina* about which little
51 information is available and possibly contribute to scientific knowledge about their origin and the history
52 of their making.

53
54

55 **Material and method**

56 **Material**

57 Our study focuses on two *vina*, Indian stringed instruments which belong to the tube zither family, and
58 kept at the Musée de la musique in Paris. The first one is a *kinnari vina* (E.1444, Figure 1a,b). The second
59 one is a *bin* (also called today *rudra vina*) (E.997.24.1, Figure 1d) and was played for centuries in Indian
60 and Muslim princely courts. *Vina* are composed of a wooden tube onto which are fixed gourds which act
61 as resonators. The conservation state of both *vinas* is exceptional although the constitutive and painted
62 parts are very fragile and although the initial tropical climate was unfavorable, according to museum
63 studies. Visual inspection under an optical microscope, endoscopic analysis, X-Ray digital radiography
64 and XRF investigations were performed during museum studies and showed no visible evidence to
65 suspect that certain parts had been replaced. None of the *vina* showed visible surface contamination.
66 The decorations are original and it is very likely that gourds were chosen with care according to their
67 acoustic properties (Bruguière et al., 2008).

68

69 **The *kinnari vina* (E.1444, Figure 1a,b)** is made of three gourds (*lagenaria siceraria*) fixed under a reed
70 tube, made of *Arundo donax*, a species found in East and South-East Asia. This makes this *kinnari vina*
71 singular. A piece of wood from a *Dalbergia latifoliae*, named “Indian rosewood”, was carved in the form
72 of a bird and inserted at the end of the tube. This part was used as a string holder and a bridge. The
73 upper nut painted yellow with orpiment is made of *Artocarpus chama Buch*, a wood commonly called
74 “terap” and found in South-East Asia according to museum studies. An ancient iconography (page 135 in
75 Day, 1891) presents a *kinnari vina* showing the same singular features without any decoration. The
76 *kinnari vina* (E.1444) entered the collections in 1892. It was sold to the museum by Gand and Bernardel,
77 renowned Parisian violin makers and valuable music instrument dealers of the 19th century, who may
78 have bought it at public sale. The floral pattern of the *kinnari vina* (E.1444) is a motif found on 17th and
79 18th century artifacts produced in the region of Hyderabad (Andhra Pradesh) situated in South-East India.
80 According to the curator who relies on organological features and the painted patterns, this musical
81 instrument could have been made in the 18th century.

82

83 **The *bin* or *rudra vina* (E.997.24.1, Figure 1d)** consists of two resonators made of gourds, a tube made of
84 teak wood (*Tectona grandis*), and 13 wooden frets. The pegs and the string holder are missing. A mixture
85 of beeswax and plant resin was traditionally used to stick the frets onto the tube. The highly
86 sophisticated decoration of this *vina* comprises five successive layers: an undercoat of clay with iron
87 oxides, a support of metallic sheet in tin, an organic layer with resin and paint layers. The *bin* E.997.24.1
88 was acquired by the museum in 1997. It is referenced as coming from Rajasthan, a region in North-West
89 India and it has been tentatively dated from the first half of the 17th century.

90

91

92 **Method**

93 **Sampling**

94 The ^{14}C activity was measured on 7 sub-samples, representative of each of the constituent elements, of
95 the *kinnari vina* (E.1444, Figure 1c, table 1) and on two sub-samples of the *bin* (E.997.24.1, Figure 1d,
96 table 1). An eighth sample was taken on the *kinnari vina*: a black glue residue found inside the tube
97 (Figure 1c, sample H). All the samples were of less than a few hundred micrograms of carbon. Samples
98 taken from both *vina* belong to original components of the instruments. Each of them is devoid of any
99 traces of varnish, painting, and wax and protected from other environmental contamination. They were
100 taken in non-visible areas inside the gourds or the tube, inside cracks, etc. (Figure 1b).

101
102 *Figure 1: Indian vina from the Museum Collections and sampling locations. a- kinnari vina, E.1444, b- zoom on sampling in a*
103 *crack from kinnari vina, E.1444, c- schematic view of the kinnari vina, E.1444 and location of the eight samples, d- bin or rudra*
104 *vina, E.997.24.1 and sample locations. Pictures by Claude Germain (a, d) and Stéphane Vaiedelich (b) © Musée de la musique-*
105 *Philharmonie de Paris.*

106
107 *table 1: List of samples from kinnari vina and rudra vina (see Figure 1 to visualize locations)*
108

109 **Treatment**

110 As no visible surface contamination was highlighted through previous investigations and as samples were
111 extracted from hidden, uncolored parts of the instruments, a simple chemical treatment was enough to
112 prepare the samples for ^{14}C dating.

113 The samples were treated with the classical AAA chemical pretreatment for wood and charcoal samples
114 (Van Klinken and Hedges, 1998). All chemicals were of ultrapure quality, and water was ultrapure (MilliQ
115 grade). Chemical glasses were pre-combusted at 500°C overnight prior to use and were preserved in Al
116 foil (burnt at the same time). The procedure is as follows:

117 HCl 0.5M, ambient temperature, sample is rinsed until pH= 5

118 NaOH 0.1M, ambient temperature, sample is hot rinsed until pH= 5 (80°C)

119 HCl 0.5M, ambient temperature, sample is rinsed until pH= 5

120 Clean samples were transformed into CO_2 by flame-combustion with pure O_2 . Evolved gases were passed
121 through a trap kept at -80°C (ethanol – dry ice mixture) and on Cu/Ag to get rid of water, O_2 excess and
122 sulfur and nitrogen oxides. The amount of pure carbon was evaluated by a pressure transducer. Pure CO_2
123 was then flame-sealed, under vacuum, in one or several Pyrex tubes until measurement. No more than
124 $140\mu\text{g}$ of C were preserved per tube.

125
126 To control the impact of chemical treatment and of the combustion, we also ran "blank" and
127 international standards (SIRI G – Scott et al., 2017). As "blank", we used a $\text{F}^{14}\text{C}=0$ charcoal, known as
128 "Afrique du Sud", from inside the Border cave (South Africa) in a Paleolithic level (Middle Stone Age)
129 dated to more than 70 kya.

131 **Physical measurements**

132
133 The mass spectrometer *ECHO*MICADAS (^{14}C AMS) was used to measure the ^{14}C activity of each sample
134 (Synal et al., 2007; Tisnérat-Laborde et al., 2015). The gaseous samples (from 30 to $140\mu\text{gC}$) were
135 directly injected into the MICADAS gas source through the Gas Ion Source Interface (GIS) (Ruff et al.,
136 2010) by tube cracking. Ages were obtained from ^{14}C measurements using Bats software by comparing
137 $^{14}\text{C}/^{12}\text{C}$ ratios with OXII standards (Wacker et al., 2010). Most of the samples provided several tubes of
138 gas. All the tubes were separately measured but results were statistically combined. The mean age of the
139 sample then derives from the mean of the individual measurements, which pass the Chi2 test, and is
140 associated to the maximum between the Chi2 reduced error and the standard deviation between the
141 median of the individual measurements. Results are expressed in F^{14}C as recommended by Reimer et al.
142 (2004) and provided as ^{14}C ages (yr BP) following Stuiver and Polach's (1977) convention. Probability

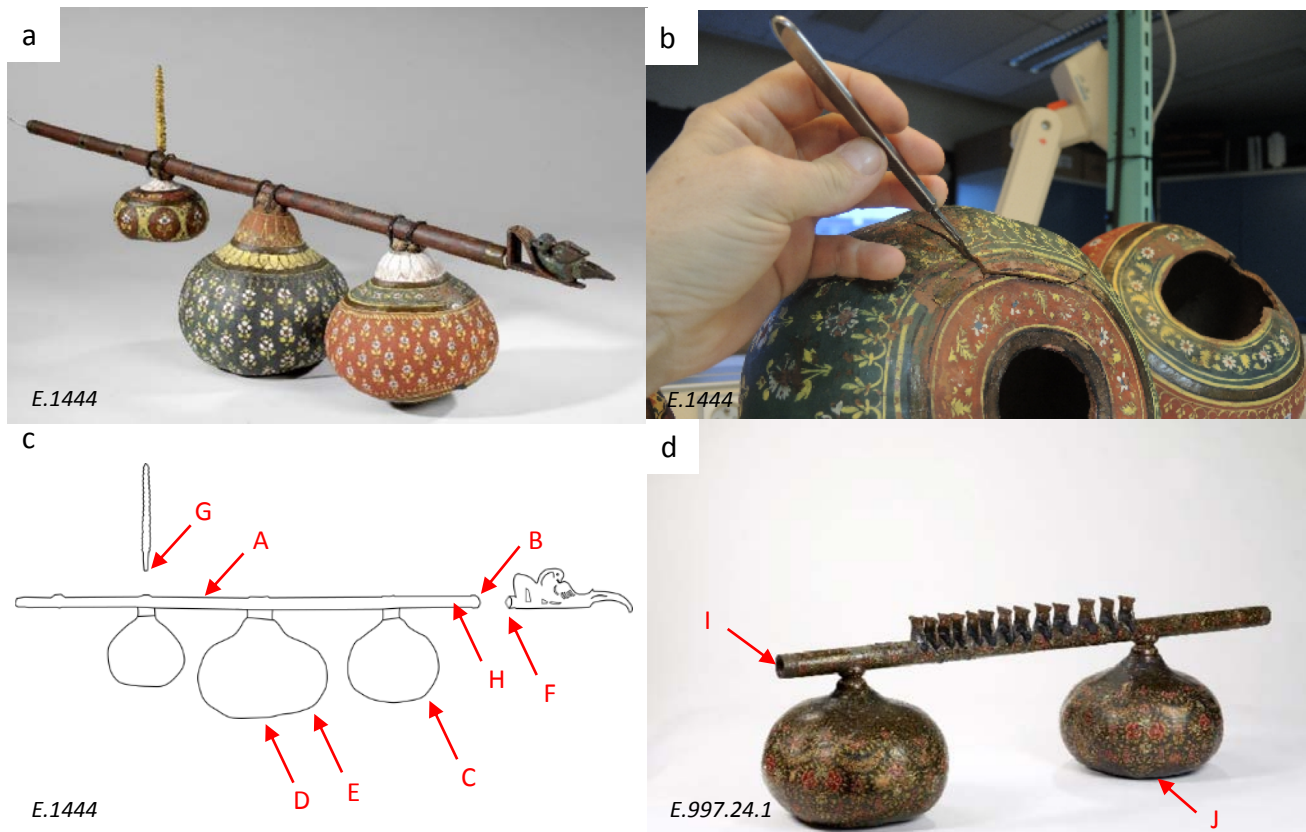


Figure 1 : Indian vina from the Museum Collections and sampling locations. a- kinnari vina, E.1444, b- zoom on sampling in a crack from kinnari vina, E.1444, c- schematic view of the kinnari vina, E.1444 and location of the eight samples, d- bin or rudra vina, E.997.24.1 and sample locations. Pictures by Claude Germain (a, d) and Stéphane Vaiedelich (b) © Musée de la musique-Philharmonie de Paris.

<i>vina</i>	sampling	GifA	Sampling description
<i>Kinnari-vina</i> E.1444	A	GifA18172	Inside the central part of the tube in the thickness of a crack.
	B	GifA18173	Inside the end of the tube on the bird bridge side.
	C	GifA18174	In the thickness of a broken part of the red gourd.
	D	GifA18175	On the inner surface of the green gourd.
	E	GifA18176	Inside a crack of the green gourd.
	F	GifA18177	Part of the bird bridge that fits into the end of the tube.
	G	GifA18179	Part of the upper nut that fits into the tube.
	H	GifA18178	Black glue-like residue from inside the tube
<i>Rudra-vina</i> E.997.24.1	I	GifA17279	Inside the tube
	J	GifA17278	Under a gourd

Table 1: List of samples from kinnari vina and rudra vina (see Figure 1 to visualize locations).

143 distributions of calibrated radiocarbon ages were generated using OxCal v4.3.2 (Bronk Ramsey, 2009)
144 based on the IntCal13 calibration curve (Reimer et al., 2013). All data are provided in tables 1 and 2.
145
146

147 Results and discussion

148 *Vina* resonators are made of gourds that are fast growing and quickly dried plants. The same is true for
149 the reed used as the tube for the *kinnari vina*. This means that the ^{14}C dating will correspond to the year
150 of manufacture to the nearest 1 to 3 years. The *rudra vina* tube, in contrast, is made of teak that is either
151 a fast or a slow growing species depending on the environment. Examination of the tube revealed that it
152 cannot have come from a branch but from a piece of turned wood. It comes from a beam that was
153 drilled all along its length. We do not know *a priori* if it was extracted from the external part (the
154 youngest part) or from the internal part (the oldest part) of the tree.
155

156 *Kinnari vina* (E 1444)

157 ^{14}C data obtained for each sample are shown in Table 2 and Figure 2. The $F^{14}\text{C}$ data recorded for six
158 samples (GifA18172 to GifA18177) were unexpectedly very similar: 0.983 ± 0.005 (GifA18172),
159 0.977 ± 0.005 (GifA18173), 0.977 ± 0.005 (GifA18174), 0.977 ± 0.006 (GifA18175), 0.977 ± 0.005 (GifA18176),
160 0.982 ± 0.007 (GifA18176), 0.977 ± 0.009 (GifA18177). Hence they correspond respectively to similar
161 radiocarbon dates: 135 ± 40 yr BP, 190 ± 40 yr BP, 190 ± 50 yr BP, 190 ± 45 yr BP, 150 ± 55 yr BP, 190 ± 75 yr BP.
162 This result supports the conclusions of the museum studies that these pieces are original, and therefore
163 correspond to the period when the instrument was made. The result for the upper nut (GifA18179) is an
164 exception: 0.986 ± 0.005 , i.e., a radiocarbon date of 115 ± 40 yr BP. Unlike the first investigations carried
165 out in the laboratory of the Musée de la Musique, this piece does not seem to be original.
166

167 *table 2: Conventional, calibrated and modeled ^{14}C ages obtained for the kinnari vina E.1444. Statistical results of Bayesian*
168 *modeling are shown in the last four columns: for all vina pieces first and for the original pieces of the vina thereafter. Individual*
169 *agreement (A_{ind}) and combined agreement (A_{comb}) are provided. Resulting modeling intervals are provided under the main part of*
170 *the table.*
171

172 Combining the results of this series (7 samples) using the "combine" option of Bayesian modeling (Bronk
173 Ramsey, 2009) shows that the individual agreement index (A) for the upper nut sample (GifA18179) is
174 60.4% whereas it is between 90 and 125% for the other six samples. It was therefore decided to perform
175 the Bayesian modelling without the nut, i.e. using only the six sub-samples labeled GifA18172 to
176 GifA18177 (Tables 1 and 2). The resulting equiprobable calendar ranges are (Figure 2, Table 2): [1666AD
177 – 1690AD] (17.8%), [1730AD – 1784AD] (49.8%), [1796AD – 1810AD] (9.9%) (the last one, [1926AD - ... [
178 is outlier data due to the Suess effect). The three main ranges of calibrated dates are defined as the end
179 of the 17th century and the 18th century.
180

181 As mentioned above, the upper nut may not be contemporaneous of the *vina* manufacture. It could be a
182 replacement of the original nut that was probably lost or broken. This fragile part is subject to breakage
183 and was likely changed during the period when the *vina* was played. The main probable ranges for the
184 upper nut are: [1678AD - 1766AD] (32.5%), [1772AD - 1778AD] (1.0%), [1800AD - 1941AD] (61.9%).
185

186 The instrument was acquired in 1892 and no restoration has been carried out since it entered the
187 museum. Any replacement was thus done before. The use of *terap* in nineteenth-century Europe in
188 cabinet making and instrument making is not attested and remains highly unlikely. European instrument
189 makers of this era probably did not have the organological knowledge of traditional Indian instruments
190 to accurately reproduce this part either. It is very likely that the replacement was done while the
instrument was still in India and was made by an Indian instrument maker. The only few slight traces of

identification				uncalibrated data						calibrated age [1]		statistical combination				
				individual measurement		Chi2-Test	mean value					model 1 (A->G) [2]		model 2 (A-> F) [3]		
Sample ID	Fig.1 ID	GifA #	ECHO #	F ¹⁴ C	±		F ¹⁴ C	±	age BP [yr]	±	calibrated age (±1 s) [range in yr] (probability distribution)	calibrated age (±2 s) [range yr] (probability distribution)	A _{ind}	A _{comb}	A _{ind}	A _{comb}
vina E1444 - P1 tube	A	GifA - 18172	ECHO - 2353	0.983	0.007	0.21/3.84 (5%)					0.983	0.005	135	40	[1680 - 1700] (8.9%)	[1669 - 1781] (41.7%)
				0.984	0.007		[1703 - 1707] (1.6%)	[1720 - 1764] (18.0%)	[1798 - 1894] (38.2%)	[1801 - 1819] (7.8%)					[1905 - 1946] (15.6%)	
vina E1444 - P2 tube	B	GifA - 18173	ECHO - 2354	0.9738	0.0066	0.37/3.84 (5%)	0.977	0.005	190	40	[1663 - 1683] (13.6%)	[1645 - 1699] (22.7%)	106.4		116.4	
				0.9797	0.0070						[1736 - 1806] (43.4%)	[1722 - 1817] (49.8%)				
vina E1444 - P3 red resonator	C	GifA - 18174	ECHO - 2355	0.9768	0.0062		0.977	0.006	190	50	[1653 - 1690] (16.7%)	[1644 - 1712] (22.7%)	119.8		126.5	
				0.9795	0.0077						[1730 - 1810] (39.6%)	[1719 - 1830] (45.2%)				
vina E1444 - P4 green resonator	D	GifA - 18175	ECHO - 2356	0.9739	0.0076	0.28/3.84 (5%)	0.977	0.005	190	45	[1660 - 1685] (14.0%)	[1645 - 1708] (22.8%)	113.5	109.4	121.9	142.1
				0.9816	0.0066						[1733 - 1808] (41.8%)	[1719 - 1821] (47.3%)				
vina E1444 - P5 green resonator	E	GifA18176	ECHO-2357	0.9816	0.0066		0.982	0.007	150	55	[1669 - 1698] (11.2%)	[1665 - 1788] (44.5%)	115.3		111.9	
				0.9766	0.0088						[1724 - 1781] (22.8%)	[1790 - 1895] (34.6%)				
vina E1444 - P6 bird bridge	F	GifA18177	ECHO-2358	0.9766	0.0088		0.977	0.009	190	75	[1647 - 1696] (16.8%)	[1523 - 1575] (5.0%)	127.1		131.2	
				0.9864	0.0064						[1726 - 1814] (32.4%)	[1629 - ...] (90.4%)				
vina E1444 upper nut	G	GifA18179	ECHO-2360	0.9855	0.0073	0.01/3.84 (5%)	0.986	0.005	115	40	[1690 - 1730] (19.3%)	[1678 - 1766] (32.5%)	60.3			
				0.7973	0.0066						[1810 - 1892] (40.4%)	[1772 - 1778] (1.0%)				
vina E1444 - P7 inner tube deposit	H	GifA18178	ECHO-2359				0.797	0.007	1820	65						

resulting calibrated age (±2 s) [1668 - 1693] (16.2%) [1666 - 1690] (17.8%)
[1728 - 1782] (49.7%) [1730 - 1784] (49.8%)
[range yr] [1798 - 1812] (10.7%) [1796 - 1810] (9.9%)
(probability distribution) [1920 - 1949] (18.7%) [1926 - ...] (18.0%)

[1] using OxCal4.3.2 (Bronk Ramsey 2009) based on IntCal13 (Reimer et al. 2013)

[2] Chi2-Test: 3.30/12.59 (5%)

[3] Chi2-Test: T=1.54/11.07 (5%)

Table 2: Conventional, calibrated and modeled 14C ages obtained for the kinnari vina E.1444. Statistical results of Bayesian modeling are shown in the last four columns: for all vina pieces first and for the original pieces of the vina thereafter. Individual agreement (A_{ind}) and combined agreement (A_{comb}) are provided. Resulting modeling intervals are provided under the main part of the table.

191 (musical) use on the upper nut seem to reveal that it was not played as much as the other parts of the
192 *vina*. It is thus assumed that the nut was replaced during the [1678AD - 1766AD] interval towards the
193 end of the musical use of the *vina*. Consequently, the instrument was made (age of the original pieces)
194 during the [1666AD – 1690AD] interval. It appears that the instrument is a little older than initially
195 thought by the curator, who expected it to date from the 18th century.

196
197 *Figure 2: Calibrated ¹⁴C ages of the kinnari vina E.1444. The upper probability distribution diagram, underlined in blue*
198 *corresponds to the Bayesian modeling of the combination of the vina's original parts. The probability distribution diagram of the*
199 *restored piece (upper nut) is shown in the last line.*

200
201 Residue sampled in the *vina* tube shows quite different results, with F¹⁴C equal to 0.797 ± 0.007,
202 equivalent to an age of 1820 ± 65 BP (table 2). Chemical characterization (chromatography, XRF...) of a
203 new sample of the same black residue is in progress. It is known that bitumen-derived glue was used to
204 maintain the tube when aligning elements and perforating holes. A balance equation between expected
205 age (F¹⁴C = 0.979, the modeled average of original pieces' F¹⁴C) and a null ¹⁴C content for a potential
206 bitumen-derived component would result in a mixture containing about 20% of dead carbon in the
207 resulting black residue, which is quite likely.

208
209 **Rudra vina (E 997.24.1)**
210 ¹⁴C data obtained for each sample are shown in Table 3. Samples from the *vina* tube (GifA-17279) and
211 the *vina* resonator (GifA-17280) provided very similar F¹⁴C data: 0.976 ± 0.004 and 0.973 ± 0.005
212 respectively, equivalent to 195 ± 30 yr BP and 225 ± 40 yr BP, respectively. Calibrated ranges of dates of
213 both samples are thus also very close (Table 3 and Figure 3) yielding three major ranges of dates, during
214 the 17th century, the 18th century and associated to the Suess effect modern period. This concomitance
215 of ages reveals that the tube was extracted from the external part of the tree and this allows Bayesian
216 modeling to combine dating and reduce uncertainties.

217
218 *Table 3: Conventional, calibrated and modeled ¹⁴C ages obtained for the bin E.997.24.1. Statistical results of Bayesian modeling*
219 *are shown in the last two columns. Individual agreement (A_{ind}) and combined agreement (A_{comb}) are provided. Resulting*
220 *modeling intervals are provided under the main part of the table.*

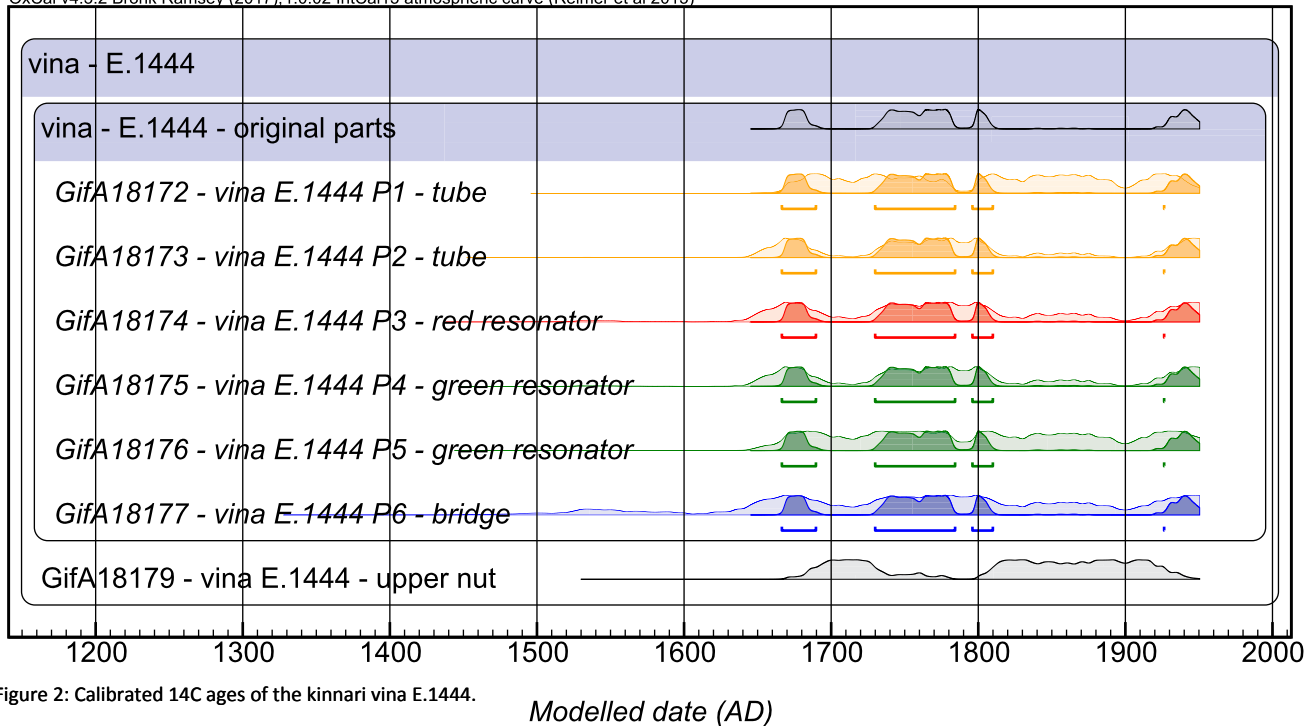
221
222 Bayesian modeling with OxCal (Bronk Ramsey, 2009) reinforced the view that the two elements were
223 associated at the same time and thus very likely correspond to the making of the instrument (Figure 3).
224 Individual agreements, A, are 111.7% and 116.9%, respectively, resulting in a combined agreement
225 factor of A_{comb} = 120.7%. Modeling results in four equiprobable ranges of dates: [1650AD – 1683AD]
226 (28.1%), [1737AD-1759AD] (8.8%) and [1761AD – 1805AD] (43.9%) and the last one ([1936AD - ...])
227 corresponding to the modern period that we ruled out.

228
229 *Figure 3: Calibrated ¹⁴C ages for the two gaseous micro-samples from the bin or rudra vina E.997.24.1. The upper probability*
230 *distribution diagram, underlined in blue corresponds to the Bayesian modeling obtained by combination of bin ¹⁴C results.*

231
232 According to the very accurate iconographical evidence and descriptions given in textual sources dating
233 from the end of the 16th century and early 17th century, the curator speculated that the *vina* could have
234 been made in the first half of the 17th century. The [1650AD - 1683AD] interval is presumably that when
235 the instrument was made. It is slightly younger than expected.

236
237

238 **Conclusion**

Figure 2: Calibrated ^{14}C ages of the kinnari vina E.1444.

identification				uncalibrated data							calibrated age [1]		statistical combination [2]	
Sample ID	Fig. 1 ID	GifA #	ECHO #	individual measurement		Chi2-Test	mean value				calibrated age (± 1 sigma) [range in yr AD] (probability distribution)	calibrated age (± 2 sigma) [range yr AD] (probability distribution)	A _{ind}	A _{comb}
				F ¹⁴ C	\pm		F ¹⁴ C	\pm	age BP [yr]	\pm				
vina E997.24.1 tube	I	GifA - 17279	ECHO - 1938	0.979	0.007	0.574 / 5.990	0.976	0.004	195	30	[1663 - 1681] (16.2%)	[1649 - 1691] (23.9%)	111.7	120.7
				0.973	0.006						[1739 - 1746] (4.9%)	[1729 - 1811] (54.8%)		
				0.977	0.006						[1748 - 1751] (1.9%)	[1921 - 1923] (0.2%)		
vina E997.24.1 resonator	J	GifA - 17278	ECHO - 1939	0.972	0.007	0.007 / 3.840	0.973	0.005	225	40	[1763 - 1802] (33.5%)	[1925 - 1951] (16.6%)	116.9	120.7
				0.973	0.007						[1938 - 1950] (11.7%)	[1524 - 1559] (4.1%)		
											[1644 - 1681] (29.8%)	[1563 - 1571] (0.4%)		
										[1740 - 1742] (1.0%)	[1631 - 1695] (34.5%)			
										[1764 - 1801] (29.2%)	[1727 - 1813] (43.4%)			
										[1939 - 1950] (8.3%)	[1838 - 1842] (0.2%)			
											[1854 - 1858] (0.2%)			
											[1862 - 1867] (0.2%)			
											[1920 - 1950] (12.2%)			

resulting calibrated age [1650 - 1683] (27.9%)
(± 2 s) [1736 - 1759] (9.4%)
[range yr] [1760 - 1805] (43.6%)
(probability distribution) [1935 - 1951] (14.5%)

[1] using OxCal4.3.2 (Bronk Ramsey 2009) based on IntCal13 (Reimer et al. 2013)
[2] Chi2-Test: 0.30/3.84 (5%)

Table 3: Conventional, calibrated and modeled 14C ages obtained for the bin E.997.24.1. Statistical results of Bayesian modeling are shown in the last two columns. Individual agreement (A_{ind}) and combined agreement (A_{comb}) are provided. Resulting modeling intervals are provided under the main part of the table.

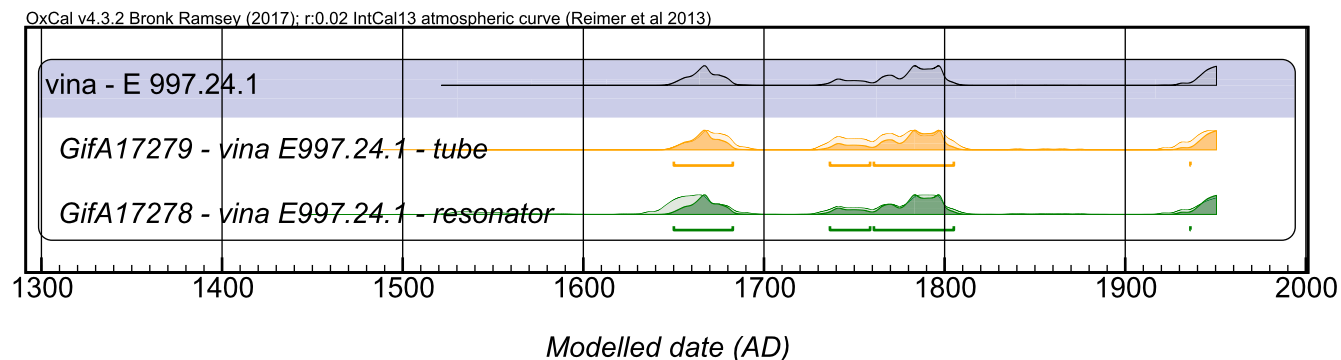


Figure 3: Calibrated 14C ages for the two gaseous micro-samples from the bin or rudra vina E.997.24.1. The upper probability distribution diagram, underlined in blue corresponds to the Bayesian modeling obtained by combination of bin 14C results.

239 Based on information from both geochronological analyses and museological resources, we were able to
240 provide key elements on two *vina* from the Musée de la Musique The making of the *rudra vina* (E
241 997.24.1) is now known and corresponds to [1650AD -1683AD]. The history of the *kinnari vina* (E 1444) is
242 now known: it was made during the [1666AD – 1690AD] interval and its upper nut was changed before
243 its arrival in France, likely during [1678AD - 1766AD]. Furthermore, we have highlighted the use of
244 bitumen-derived glue used to assemble and make the instruments.
245 To sum up on this first combined museological – geochronological study performed on legacy musical
246 instruments, we have shown that like analysis performed on archeological musical instruments, ¹⁴C
247 dating can be a powerful tool to inform not only on the creation of a musical instrument but also on its
248 use.

249
250

251 Acknowledgements

252 This research was supported by the Domaine d'Intérêt Majeur "Patrimoine" of the Île-de-France region.
253 This work was made possible by DIM Analytics of the Île-de-France region, the BNP Paribas foundation,
254 the European FEDER, the BCDiv Labex that contributed to the *ECHOMICADAS* acquisition.

255

256

257 References

258

- 259 Bronk Ramsey, C. (2009) Bayesian analysis of radiocarbon dates. *Radiocarbon* 51, 337-360.
- 260 Bruguère, P., Echard, J.-P., Le Conte, S., Haegle, P. and Vaiedelich, S. (2008) Towards better
261 conservation: a scientific examination of musical instruments from the princely courts of North India,
262 in: Conservation, ICOM-CC Triennial Conference, New Dehli, September 2008, pp. 150-158.
- 263 Day, C.R. (1891) *The Music and Musical Instruments of Southern India and The Deccan*. Novello, Ewer &
264 Co, London & New York.
- 265 Reimer, P.J., Bard, E., Bayliss, A., Beck, W.J., Blackwell, P.G., Bronk Ramsey, C., Buck, C.E., Hai, C.,
266 Edwards, R.L., Friedrich, M., Grootes, P.M., Guilderson, T.P., Haflidason, H., Hajdas, I., Hatté, C.,
267 Heaton, T.J., Hoffman, D.L., Hogg, A.G., Hughen, K.A., Kaiser, K.F., Kromer, B., Manning, S.W., Niu, M.,
268 Reimer, R.W., Richards, D.A., Scott, E.M., Southon, J.R., Staff, R.A., Turney, C.S.M. and Van der Plicht,
269 J. (2013) IntCal13 and Marine13 radiocarbon age calibration curves 0-50,000 years cal BP.
270 *Radiocarbon* 55, 1869-1887.
- 271 Reimer, P.J., Brown, T.A. and Reimer, R.W. (2004) Discussion; reporting and calibration of post-bomb ¹⁴C
272 data. *Radiocarbon* 46, 1299-1304.
- 273 Ruff, M., Fahrni, S., Gaggeler, H.W., Hajdas, I., Suter, M., Synal, H.-A., Szidat, S. and Wacker, L. (2010) On-
274 line radiocarbon measurements of small samples using elemental analyzer and MICADAS gas ion
275 source. *Radiocarbon* 52, 1645-1656.
- 276 Scott, E.M., Naysmith, P. and Cook, G.T. (2017) Should Archaeologists Care about ¹⁴C Intercomparisons?
277 Why? A Summary Report on SIRI. *Radiocarbon* 59, 1589-1596.
- 278 Stuiver, M. and Polach, H.A. (1977) Discussion: Reporting of ¹⁴C data. *Radiocarbon* 19, 355-363.
- 279 Synal, H.A., Stocker, M. and Suter, M. (2007) MICADAS: A new compact radiocarbon AMS system.
280 *Nuclear Instruments & Methods in Physics Research Section B-Beam Interactions with Materials and*
281 *Atoms* 259, 7-13.
- 282 Tisnérat-Laborde, N., Thil, F., Synal, H.-A., Cersoy, S., Hatté, C., Gauthier, C., Massault, M., Michelot, J.-L.,
283 Noret, A., Siani, G., Tombret, O., Vigne, J.-D. and Zazzo, A. (2015) ECHOMICADAS: A new compact AMS
284 system to measuring ¹⁴C for Environment, Climate and Human Sciences, 22nd International
285 Radiocarbon Conference, Dakar, Senegal, pp. 16-20.

286 Van Klinken, G.J. and Hedges, R.E.M. (1998) Chemistry Strategies for Organic ^{14}C Samples. Radiocarbon
287 40, 51-56.
288 Wacker, L., Christl, M. and Synal, H.A. (2010) Bats: A new tool for AMS data reduction. Nuclear
289 Instruments and Methods in Physics Research Section B: Beam Interactions with Materials and Atoms
290 268, 976-979.

291
292
293

294 **Figures and tables**

295 *Figure 1 : Indian vina from the Museum Collections and sampling locations. a- kinnari vina, E.1444, b- zoom on sampling in a*
296 *crack from kinnari vina, E.1444, c- schematic view of the kinnari vina, E.1444 and location of the eight samples, d- bin or rudra*
297 *vina, E.997.24.1 and sample locations. Pictures by Claude Germain (a, d) and Stéphane Vaiedelich (b) © Musée de la musique-*
298 *Philharmonie de Paris.*

299
300 *Figure 2 : Calibrated ^{14}C ages of the kinnari vina E.1444. The upper probability distribution diagram, underlined in blue*
301 *corresponds to the Bayesian modeling of the combination of the vina's original parts. The probability distribution diagram of the*
302 *restored piece (upper nut) is shown in the last line.*

303
304 *Figure 3: Calibrated ^{14}C ages for the two gaseous micro-samples from the bin or rudra vina E.997.24.1. The upper probability*
305 *distribution diagram, underlined in blue corresponds to the Bayesian modeling obtained by combination of bin ^{14}C results.*

306
307 *Table 1: list of samples from kinnari vina and rudra vina (see Figure 1 to visualize locations)*

308
309 *Table 2: Conventional, calibrated and modeled ^{14}C ages obtained for the kinnari vina E.1444. Statistical results of Bayesian*
310 *modeling are shown in the last four columns: for all vina pieces first and for the original pieces of the vina thereafter. Individual*
311 *agreement (A_{ind}) and combined agreement (A_{comb}) are provided. Resulting modeling intervals are provided under the main part of*
312 *the table.*

313
314 *Table 3: Conventional, calibrated and modeled ^{14}C ages obtained for the bin E.997.24.1. Statistical results of Bayesian modeling*
315 *are shown in the last two columns. Individual agreement (A_{ind}) and combined agreement (A_{comb}) are provided. Resulting*
316 *modeling intervals are provided under the main part of the table.*

317
318
319