



**HAL**  
open science

## How the EU single farm payment should be modelled: lump-sum transfers, area payments or... something else?

Frédéric Courleux, Herve Guyomard, Fabrice Levert, Laurent Piet, . Inra, .  
Société Française d'Economie Rurale

### ► To cite this version:

Frédéric Courleux, Herve Guyomard, Fabrice Levert, Laurent Piet, . Inra, et al.. How the EU single farm payment should be modelled: lump-sum transfers, area payments or... something else?. 1. Journées INRA-SFER de recherches en sciences sociales, Dec 2007, Paris, France. hal-02282245

**HAL Id: hal-02282245**

**<https://hal.science/hal-02282245>**

Submitted on 3 Jun 2020

**HAL** is a multi-disciplinary open access archive for the deposit and dissemination of scientific research documents, whether they are published or not. The documents may come from teaching and research institutions in France or abroad, or from public or private research centers.

L'archive ouverte pluridisciplinaire **HAL**, est destinée au dépôt et à la diffusion de documents scientifiques de niveau recherche, publiés ou non, émanant des établissements d'enseignement et de recherche français ou étrangers, des laboratoires publics ou privés.

**How the EU Single Farm Payment should be modelled:  
lump-sum transfers, area payments or... something else?**

Frédéric Courleux, Hervé Guyomard, Fabrice Levert and Laurent Piet

INRA SAE2 UR 122 Rennes France

This version: 04 December 2007

**Abstract:**

**Keywords:** European Union, Common Agricultural Policy, Single Farm Payment, Modelling,  
Area payments, Lump-sum transfers

## **How the EU Single Farm Payment should be modelled: lump-sum transfers, area payments or... something else?**

### **1. Introduction**

On 26 June 2003, European Union (EU) farm ministers adopted a new reform of the Common Agricultural Policy (CAP). This reform radically changes the way the EU supports its agricultural sector. Among the various features characterizing the horizontal Council Regulation (EC) 1782/2003 (essentially modulation, financial discipline, cross-compliance criteria and new rural development measures), the decoupling of direct payments granted through the so-called first pillar appears to be the most at odds with the previous policy inherited from the 1992 and 1999 reforms.<sup>1</sup> It is implemented through a Single Payment Scheme (SPS) which mitigates into a Single Farm Payment (SFP) a majority of the direct aids that were formerly granted per hectare (cereals, oilseeds and protein crops) and/or per animal head (beef, veal, sheep and goats).<sup>2</sup>

The SFP is broken down into a certain number of entitlements which in practice correspond to unit amounts of aids per hectare in so far as each entitlement has to be “accompanied by an eligible hectare” in order to “give right to the payment of the amount fixed by the payment entitlement” (EC 1782/2003, article 44). As a result, one could regard SFP entitlements simply as area payments. However a second feature of the SPS makes SFP entitlements potentially different from area payments. Whatever the national implementation model,<sup>3</sup> actual production of a specific commodity among those which are eligible is no longer required to get the payment attached to entitlements, provided cross-compliance conditions are met on the corresponding hectares.<sup>4</sup> From that perspective, one could be inclined to look at the SFP as a lump-sum transfer to the farmer.

From the previous presentation, a difficulty immediately arises. As noted by Bascou et al. (2004), “(t)he way in which the single farm payment is implemented and modelled may notably influence producer decisions and the projected production patterns”. Though a model is clearly a simplification of reality, it is always most desirable to adopt an as explicit as possible representation of policies in models. This is the main objective of this paper which tries to bring some clarity into the debate on the way SFP entitlements should be modelled, more specifically as lump-sum transfers, area payments or... something else. To do so, we develop a simplified microeconomic production framework to compare three situations corresponding to, respectively, (i) a zero support regime, (ii) a regime where support is granted through direct aids per hectare and (iii) a regime where support is granted through the SPS.<sup>5</sup> The analytic approach we develop integrates the three main characteristics of the SPS that make payments *a priori* different from both lump-sum transfers and area subsidies. First production is no longer required to get payments attached to entitlements. Second the scheme maintains a specific link between payments and hectares through the so-called “activation constraint”, i.e., the obligation for a farmer to maintain in potential agricultural use (through the respect of GAECs) a number of eligible hectares at least equal to the number of SFP entitlements he holds to get the payment attached to the latter.<sup>6</sup> Third SFP entitlements can be exchanged among farmers, necessarily with a concomitant and equivalent land transfer in the case of a temporary entitlement transaction, with or without land transfer if the entitlement transaction is permanent.

The rest of the paper is structured as follows. Section 2 briefly reviews researches that used one of the two options described above (lump-sum transfers or area payments) to represent the SFP. Section 3 details our modelling framework; we first describe the zero support regime; we then bring in direct aids per hectare equivalent to those which were in place in the EU sector of cereals, oilseeds and protein (COP) crops from the 1992 CAP reform

until 2003;<sup>7</sup> finally direct aids per hectare are replaced by SFP entitlements. The concluding section summarises our findings and discusses their implications on how SFP entitlements should be represented in models.

## 2. How has the Single Payment Scheme been modelled so far?

### *The lump-sum transfer solution*

Several authors have modelled the SFP as a lump-sum transfer granted to agricultural households. In a partial equilibrium (PE) setting (FAPRI-Ireland Partnership, 2003; Bascou et al., 2004; Breen et al., 2005; Schmid et al., 2006), such a transfer cannot be explicitly accounted for since the income formation of households is not modelled; as a result, the amount corresponding to the SFP simply accounts for zero in the profit maximisation behavior of agricultural producers. Under this assumption, the 2003 CAP payments have no impact at all on farmers' production decisions, input use (especially land demands) and output supply (especially yields).

In a general equilibrium (GE) setting (Gohin, 2004; Gelan and Schwarz, 2006), the income formation of consumers is modelled and the lump-sum transfer equivalent to the total amount of the SFP is explicitly introduced as accruing to households. Within this framework, the production-decision side is not affected by the SFP. Nevertheless, a certain wealth effect can come into play on the consumption side in so far as the increase in consumers' income can affect their decisions in terms of both resource allocation and income spending. It should be noted though that, in the examples cited above, agricultural households are not explicitly accounted for as only a single representative consumer agent is considered. As a result, the SFP is "diluted" as it was a very generic transfer to all households, agricultural households as well as non-agricultural households.

In short, when the new EU payments are modelled as lump-sum transfers, they *de facto* do not affect output supply and input use, in particular the land demand addressed by farmers to land owners. They do not capitalize into land prices and rents. Models that have adopted this first approach effectively conclude that decoupling should result in land rents to decrease sharply relative to the pre-2003 situation, e.g., -80 % in Gohin (2004).

### *The area payment solution*

The second approach adopted by modellers is to consider SFP entitlements just as if they were area payments. This alternative solution has been adopted in PE models (Junker et al., 2003; Binfeld et al., 2003; Binfeld et al., 2004; Huettel et al., 2005; Balkhausen et al., 2005; Buysse et al., 2007) and GE frameworks (Frandsen et al., 2003; Jensen and Frandsen, 2004; Gohin, 2004, 2006).<sup>8</sup> It is not our purpose here to discuss whether area payments such as those in place in the EU COP sector since 1992 have been satisfactorily or not represented in models so far. However we do need to briefly describe how they have been actually modelled in order to understand implications regarding the effects of SFP entitlements when they are introduced as area payments.

Most PE models do not explicitly represent factor markets, notably the land factor market.<sup>9</sup> Even when they include a land allocation mechanism, and hence product-specific land derived demand equations, they generally do not compute equilibrium land rental prices which could enter these land demand functions. As a result, it is not possible to specify land demand equations in which the land price net of the area payment could be an explicit argument. To overcome this limitation, area payments are then introduced as a complement to the output price in equations that determine the areas devoted to each eligible crop.<sup>10</sup> In order to account for the fact that the supply-inducing effects of area payments are less than the impacts of output price support, the OECD AGLINK model multiplies area payments by a

coupling factor of 0.14 (OECD, 2004). As noted by Gohin (2006), only the OECD justifies the value retained for the coupling factor relying on a policy simulation analysis performed with the PEM model which integrates the land market (Dewbre et al., 2001). The value of the coupling factor adopted in other PE models is not justified. In practice, it varies between zero and one reflecting essentially *a priori* beliefs of modellers (Gohin, 2006; Balkhausen et al., 2007).

By contrast, GE models do represent the land market. Area payments can then be explicitly introduced in agricultural land demand equations by lowering the endogenous rental price of land. In a general way, GE models allocate land according to constant elasticity of transformation (CET) functions which capture the constrained mobility of total available land among competing uses. As a result, there are several land rental prices reflecting the fact that land is, in practice, a heterogeneous production factor. GE models, as well as PE models which explicitly include the land market, can be used to address the issue of agricultural support capitalisation into land prices and rents. They however suffer from two main drawbacks. First their incomplete agricultural area coverage since in many cases, several agricultural land uses are not included (fodder and pasture area, voluntary set-aside area, etc.). In addition, the models' product aggregation is not always fully consistent with the one retained by policymakers. Second, as rightfully pointed out by Gohin (2006), EU land rental prices net of per-hectare direct payments are generally negative.<sup>11</sup> Gohin (2006) explains this very partial capitalisation of area payments into land prices by two factors: land price capitalisation takes time in particular because land-leasing contracts are long-term arrangements very difficult to renegotiate; there are rigidities and imperfections in agricultural production factor markets, not only the land market due to, notably, national regulations on farmland uses and prices, but also the labour and capital markets. Accordingly, Gohin (2006) argues that it is not unreasonable to model pre-2003 area payments, for a part as land

subsidies, for the remaining as labour/capital subsidies. In his empirical analysis, he assumes an equal sharing. He immediately recognizes that this choice is somewhat arbitrary.

Let us now consider how SFP entitlements are dealt with in simulation models when they are introduced as area payments. Under this assumption, the 2003 CAP decoupling is depicted as a switch from area payments restricted to cereals, oilseeds and protein crops, as well as mandatory set-aside, to non-product-specific direct aids per hectare for all eligible areas. In the AGLINK model for example, the SFP affects only the first-stage of the three-step area allocation system, i.e., the decision relating to the choice between the total area for cereals and oilseeds on the one hand, the total area for fodder crops and pasture on the other hand. Subsequent area allocation decisions depend only of relative returns (OECD, 2004). To reflect the lower degree of SFP entitlements as compared to the pre-2003 area payments, the coupling factor is now set to 0.06 (instead of 0.14 for area payments). This lower figure is based on Dewbre et al. (2001) who showed that area payments requiring planting of specific crops are slightly more trade distorting than payments not requiring planting of specific crops. The other models which also adopt the coupling factor approach do not justify the choice of the coefficient ascribed to SFP entitlements. The coefficient is generally assumed lower than the one associated with pre-2003 area payments (0.15 versus 0.50 for the FAPRI-GOLD model, Binfield et al., 2003; Binfield et al., 2004), but it is sometimes maintained unchanged (1 for the ESIM model, Balkhausen et al., 2005).<sup>12</sup>

### 3. The microeconomic framework

The microeconomic framework developed below takes explicitly into account the three main characteristics of the 2003 EU SPS, i.e., (i) the activation constraint, (ii) the free tradability of SFP entitlements and (iii) production is no longer required but cross-compliance criteria apply. The model is developed progressively. In a first step, we introduce the two first



characteristics (section 3.3). In the second step, we add the third feature (section 3.4). We begin the presentation by defining the two comparison regimes, i.e., first the zero support regime or, equivalently here, the lump-sum transfer regime (section 3.1), second a regime of per-hectare direct aids (section 3.2). It is from this comparison that we will derive implications on how SPF entitlements should be modeled.

### 3.1. The zero support regime

We consider a two-producer agricultural economy. Each farmer  $i = 1, 2$  maximizes his profit according to the following program:

$$(1) \quad \max_{x,h} [p_i y_i - wx_i - rh_i; y_i = f_i(x_i, h_i, l_i)] \equiv \theta_i(p_i, w, r, l_i),$$

where  $p_i$  is the output price,  $y_i$  is the output level,  $w$  is the vector of variable input prices,  $x_i$  is the vector of variable input quantities,  $r$  is the land rental price,  $h_i$  is the land quantity,  $f_i(x_i, h_i, l_i)$  is a well-behaved production function with  $l_i$  the (fixed) family labour endowment of farmer  $i$ .

We retain three simplifying assumptions in order to make things manageable and analytical results more easily interpretable. They do not alter general conclusions of our analysis. First output and variable input equilibrium prices are assumed exogenous and constant.<sup>13</sup> Second land is acquired or let through rental only; the buying or selling price of land is assumed to be adequately approximated by the discounted sum of future rental values so that a prediction about the direction of the land rental price is equivalent to a prediction about the direction of the buying or selling land price (Leathers, 1992). Finally land endowments of farmers are supposed null.

Program 1 defines a profit function  $\theta_i(p_i, w, r, l_i)$  which is assumed twice continuously differentiable, non negative, non decreasing in output price, non increasing in

input prices, non decreasing in family labour quantity, linearly homogeneous and convex in prices, and concave in family labour quantity (Diewert, 1974). The land demand function for farmer  $i$  is obtained by differentiation of his profit function with respect to the land rental price (Hotelling's lemma):

$$(2) \quad h_i(p_i, w, r, l_i) \equiv -\partial\theta_i(p_i, w, r, l_i)/\partial r.$$

The land market equilibrium is then defined by equating farmers' land demands to land supply, *i.e.*,

$$(3) \quad \sum_{i=1}^2 h_i(p_i, w, r^{wp}, l_i) = L(r^{wp}),$$

where  $L(r)$  is the land supply function to the farm sector by landowners, with  $\partial L(r)/\partial r \geq 0$ .

Equation 3 solved for  $r$  defines the equilibrium land rental price,  $r^{wp}$ , as a function of output and variable input prices, as well as family labour endowments.

The land market is depicted in Figure 1 where equilibrium occurs at point  $E^{wp}$ , for an equilibrium land rental price of  $r^{wp}$ . For this equilibrium land rental price, farmer 1 leases in the land quantity  $h_1^{wp} \equiv h_1(p_1, w, r^{wp}, l_1)$  and farmer 2 leases in the land quantity  $h_2^{wp} \equiv h_2(p_2, w, r^{wp}, l_2)$ .

*(insert Figure 1)*

### 3.2. Introducing direct aids per hectare

In a regime where agricultural income support is granted through direct aids per hectare, program 1 becomes:

$$(4) \quad \max_{x,h} [p_i y_i - w x_i - r h_i + a_i h_i; y_i = f_i(x_i, h_i, l_i)] \equiv \theta_i(p_i, w, r - a_i, l_i),$$

where  $a_i$  denotes the per-hectare direct aid for farmer  $i$ .<sup>14</sup>

The land demand function of each farmer is still defined by the derivative of the profit function with respect to the land rental price, and the land market equilibrium is still obtained when aggregate demand for land equals land supply:

$$(5) \quad \sum_{i=1}^2 -\partial\theta_i(p_i, w, r^a - a_i, l_i) / \partial r = \sum_{i=1}^2 h_i(p_i, w, r^a - a_i, l_i) = L(r^a).$$

where the superscript “a” denotes equilibrium variables in a support regime of per-hectare direct aids.

The comparative static of the land rental equilibrium price in this policy regime is determined by totally differentiating (5) and solving for  $dr^a$ :<sup>15</sup>

$$(6) \quad dr^a = \frac{\sum_{i=1}^2 \partial^2\theta_i / \partial r^2 \cdot da_i}{[\sum_{i=1}^2 \partial^2\theta_i / \partial r^2 + \partial L / \partial r]}.$$

Equation 6 shows that the equilibrium land rental price is an increasing function of per-hectare direct aids. Per-hectare direct aids capitalize at least partially in land prices and capitalization is complete when  $da_1 = da_2 = da$  (i.e., when changes in per-hectare direct aids are equal for the two products) and  $\partial L / \partial r = 0$  (i.e., when the land supply function is perfectly inelastic): under these assumptions,  $dr^a / da = 1$  and the equilibrium land rental price absorbs any change in per-hectare direct aids.

The response of individual land demands to changes in per-hectare direct aids is obtained by differentiating each derived land demand function  $h_i(p_i, w, r - a_i, l_i)$ , evaluated at equilibrium land rental price, with respect to direct aids. For farmer 1 one yields:

$$\begin{aligned}
dh_1^a &= -\partial^2 \theta_1 / \partial r^2 \cdot (dr^a - da_1) \\
(7) \quad &= -\partial^2 \theta_1 / \partial r^2 \cdot \left( \frac{\sum_{i=1}^2 \partial^2 \theta_i / \partial r^2 \cdot da_i}{[\sum_{i=1}^2 \partial^2 \theta_i / \partial r^2 + \partial L / \partial r]} - da_1 \right) \\
&= -\partial^2 \theta_1 / \partial r^2 \cdot \left( \frac{\partial^2 \theta_2 / \partial r^2 \cdot (da_2 - da_1) - \partial L / \partial r \cdot da_1}{[\sum_{i=1}^2 \partial^2 \theta_i / \partial r^2 + \partial L / \partial r]} \right).
\end{aligned}$$

Equation 7 shows that per-hectare direct aids granted to the first product (equivalently here the first producer) have a positive impact on land allocated to the first product (positive own-aid effect). By contrast, per-hectare direct aids granted to the second product (equivalently here the second producer) have a negative impact on land allocated to the first product (negative cross-aid effect).

The response of total land demand to changes in per-hectare direct aids is readily obtained as the sum  $dH^a = dh_1^a + dh_2^a$ :

$$(8) \quad dH^a = \frac{\partial L / \partial r \cdot \sum_{i=1}^2 \partial^2 \theta_i / \partial r^2 \cdot da_i}{[\sum_{i=1}^2 \partial^2 \theta_i / \partial r^2 + \partial L / \partial r]}.$$

In the case where the land supply function is not perfectly inelastic ( $\partial L / \partial r > 0$ ), per-hectare direct aids are coupled at the extensive margin of production since they increase aggregate land used in the farm sector. In the specific case where the land supply function is perfectly inelastic ( $\partial L / \partial r = 0$ ), they have no impact on aggregate land used in the farm sector.

We summarise the previous analysis by the following proposition.

**Proposition 1.** *Direct aids per hectare capitalize at least partially in land prices. The lower the land supply elasticity, the higher the capitalization in land prices. Capitalization is complete when per-hectare direct aids are identical for all outputs and the land supply function is perfectly inelastic. Own effects of per-hectare direct aids are positive and cross*

effects are negative. Except in the specific case where the land supply function is perfectly inelastic, direct aids per hectare increase total land used in the farm sector.

### 3.3 The SPS assuming that production is required

#### *Producer maximization program*

In the SFP policy regime, each producer maximizes his profit according to the following program:

$$(9a) \quad \max_{x,h,n} [p_i y_i - wx_i - rh_i + bn_i - v(n_i - n_i^0); y_i = f_i(x_i, h_i, l_i); 0 \leq n_i \leq h_i],$$

where  $b$  is the unit value of payment entitlements,  $n_i$  is the number of entitlements for farmer  $i$ ,  $v$  is the rental price of entitlements, and  $n_i^0$  is the initial entitlement endowment for farmer  $i$ . For convenience, payment entitlements are assumed acquired or let through rental only. For the sake of simplicity, we also consider that they exhibit the same unit value  $b$  whatever the farmer.<sup>16</sup>

From equation 9a, one sees that the SPS induces three main differences in the producer maximisation program with respect to the regime of direct aids per hectare (equation 4). First total payments the farmer  $i$  receives are no longer proportionate to the number of hectares  $h_i$  he demands but to the number of entitlements  $n_i$  he claims for. Second the difference  $v(n_i - n_i^0)$  represents either the costs of renting in additional payments at a price  $v$  per unit or the earnings of renting out part or all of the initial payment endowment, also at a price  $v$  per unit; this accounts for the tradable nature of SFP entitlements. Third the inequality constraint  $n_i \leq h_i$  captures the fact that payments are granted only for entitlements for which the farmer  $i$  holds an eligible hectare; this is the way we represent the “activation constraint”.

Program 9a can equivalently be written as:

$$(9b) \quad \max_{h,n} [\pi_i(p_i, w, h_i, l_i) - rh_i + bn_i - v(n_i - n_i^0); 0 \leq n_i \leq h_i],$$

where  $\pi_i(p_i, w, h_i, l_i)$  is a well-behaved profit function defined for a given land quantity:

$$(9c) \quad \pi_i(p_i, w, h_i, l_i) \equiv \max_x [p_i y_i - wx_i; y_i = f_i(x_i, h_i, l_i)].$$

The first-order necessary conditions for program 9b are:

$$(10a) \quad \partial \pi_i(h_i) / \partial h - r + \lambda = 0,$$

$$(10b) \quad b - v + \mu - \lambda = 0,$$

$$(10c) \quad \mu \cdot n_i = 0,$$

$$(10d) \quad \lambda \cdot (h_i - n_i) = 0,$$

where  $\mu$  and  $\lambda$  are the Lagrange multipliers associated with the inequality constraints  $0 \leq n_i$  and  $n_i \leq h_i$ , respectively.

#### *Land and entitlement demand functions*

Equations 10a to 10d allow to derive the land demand function and the entitlement net demand function for farmer  $i$  as follows.<sup>17</sup> Let us first assume that  $v < b$ . Under this assumption,  $\lambda > 0$  (from 10b),  $n_i = h_i$  (from 10d),  $\mu = 0$  (from 10c and because we focus on the case where  $h_i > 0$ ) and  $\partial \pi_i(h_i) / \partial h = r + v - b$  (from 10a). Let us now assume that  $v = b$ . Under this assumption,  $\mu = \lambda = 0$  (from 10b, 10c and 10d),  $\partial \pi_i(h_i) / \partial h = r$  (from 10a) and  $0 \leq n_i \leq h_i$ . Finally, let us assume that  $v > b$ . Under this assumption,  $\mu > 0$  (from 10b),  $n_i = 0$  (from 10c),  $\lambda = 0$  (from 10d) and  $\partial \pi_i(h_i) / \partial h = r$  (from 10a). In sum:

$$(11a) \quad \text{when } v < b, \partial \pi_i(h_i) / \partial h = r + v - b \text{ and } n_i = h_i,$$

$$(11b) \quad \text{when } v = b, \partial \pi_i(h_i) / \partial h = r \text{ and } 0 \leq n_i \leq h_i,$$

$$(11c) \quad \text{when } v > b, \partial \pi_i(h_i) / \partial h = r \text{ and } n_i = 0.$$

### *Land and entitlement market equilibriums*

Let us now turn to land and entitlement market equilibriums. The land market equilibrium requires that aggregate land demand equals aggregate land supply. The entitlement market equilibrium condition requires that the total number of entitlements activated by farmers is lower than or equal to the global endowment in entitlements,  $N^0$ . Three regimes have to be distinguished depending on  $N^0 \leq H^{wp}$ ,  $H^{wp} \leq N^0 \leq H^b$  or  $H^b \leq N^0$ , where  $H^{wp}$  is total agricultural land used in the zero support reference situation and  $H^b$  is the number of hectares which would be demanded in a support regime of per-hectare direct aids of unit amount equal to the entitlement unit value  $b$ . Annexes 1 to 3 detail why these three regimes have to be considered.

*Regime 1.  $N^0 \leq H^{wp} = L(r^{wp})$*

In that first regime, the initial number of entitlements is lower than or equal to the number of hectares which would be demanded in the zero support policy reference situation. One then shows that market equilibrium conditions may be defined as (proof in Annex 1):

$$(12a) \quad v^s = b,$$

$$(12b) \quad h_i^s = h_i(p_i, w, r^s, l_i) = -\partial \theta_i(p_i, w, r^s, l_i) / \partial r,$$

$$(12c) \quad \sum_{i=1}^2 h_i(p_i, w, r^s, l_i) = L(r^s),$$

$$(12d) \quad n_i^s \leq h_i^s,$$

$$(12e) \quad \sum_{i=1}^2 n_i^s = N^0 \leq H^{wp},$$

where the subscript “s” denotes equilibrium variables in this first SFP regime.

In that first regime, the equilibrium rental price of entitlements equals the unit value of entitlements (equation 12a). With respect to the zero support situation, the SFP scheme has no

impact on individual land demands (equation 12b), the aggregate land quantity used in the farm sector and the land rental price (equation 12c which is identical to equation 3). The total number of payment entitlements effectively used by the farmers is equal to the initial endowment in entitlements (first part of equation 12e). There are entitlement exchanges from the over-endowed farmer (if he exists) towards the under-endowed farmer (if he exists).<sup>18</sup> Both the over-endowed farmer and the under-endowed farmer gain from exchanging payment entitlements relative to a regime where entitlements cannot be exchanged. This can be shown graphically as follows.

Figure 2 corresponds to the limit case where  $N^0 = H^{wp}$ . In the zero support regime, farmer 1 demands  $h_1^{wp} = h_1(r^{wp})$  hectares and farmer 2 demands  $h_2^{wp} = h_2(r^{wp})$  hectares with  $h_1^{wp} + h_2^{wp} = H^{wp} = L(r^{wp})$ . Initial endowments in entitlements are  $n_1^0 > h_1^{wp}$  and  $n_2^0 < h_2^{wp}$  such that  $n_1^0 + n_2^0 = N^0 = H^{wp}$ .

(i) Let us first assume that payment entitlements cannot be exchanged. Under this assumption, the aggregate land demand curve is represented by the broken line  $ABCDE^{sne}XYZ$  (i.e., the horizontal sum of demand curves  $\alpha\beta\delta\epsilon\eta\xi$  and  $ABFMOP$ ). The land market equilibrium occurs at point  $E^{sne}$  (where the superscript *sne* denotes equilibrium variables in this regime of non-tradable SFP entitlements) where land demand and supply curves intersect. The land rental price increases from  $r^{wp}$  to  $r^{sne}$ , and land used in the farm sector increases from  $H^{wp} = L(r^{wp})$  to  $H^{sne} = L(r^{sne})$ . With no trade in entitlements, the SFP scheme results in an increase in total land used in the farm sector; the over endowed farmer 1 increases his land demand to  $h_1^{sne}$  where  $\partial\pi_1(h_1^{sne})/\partial h = r^{sne} - b$  while the under endowed farmer 2 decreases his land demand to  $h_2^{sne}$  where  $\partial\pi_2(h_2^{sne})/\partial h = r^{sne}$ . With respect to the zero support regime, farmer 1 unambiguously gains because area  $AFJG$  is greater than area  $IJK$ .<sup>19</sup> Farmer 2 gains area  $\alpha\beta\delta\gamma$  but loses area  $I\epsilon\eta K$ , the net outcome depending on



whether area  $\alpha\beta\delta\gamma$  is greater or smaller than area  $I\epsilon\eta K$ . The over-endowed farmer 1 does not use all his initial endowment in entitlements, and the under-endowed farmer 2 demands a number of hectares greater than his initial entitlement endowment.

(ii) Let us now assume that payment entitlements can be exchanged. Under this assumption, the aggregate land demand is the broken line  $GNE^{wp}YZ$  and there is no impact on the land market: the equilibrium land rental price is  $r^s = r^{wp}$ , individual land demands are  $h_1^s = h_1^{wp}$  for farmer 1 and  $h_2^s = h_2^{wp}$  for farmer 2, and total land used in the farm sector is  $H^s = H^{wp}$  (where the superscript ‘s’ denotes equilibrium variables in this regime of tradable SFP). The SFP scheme is decoupled at the extensive margin of production. The over-endowed farmer 1 leases out the entitlement quantity  $n_1^0 - h_1^s$  at price  $v = b$  which is leased in by the under-endowed farmer 2. With respect to the zero support regime, the over-endowed farmer 1 gains area  $AMOG$ . With respect to the non tradable SFP regime, he gains  $IJKL + JFMO$ . With respect to the zero support regime, the under-endowed farmer 2 gains area  $\alpha\beta\delta\gamma$ . With respect to the non tradable SFP regime, he gains  $I\epsilon\eta K$ . Relative to the non tradable regime, both producers thus benefit from exchanging payment entitlements.

*(insert Figure 2)*

The following proposition summarizes the previous analysis.

**Proposition 2.** *When the initial number of payment entitlements is lower than or equal to the number of hectares that farmers would demand in a zero support regime, introducing tradable single farm payments has no impact on the land market: the land rental price, the total agricultural area and farmers’ land demands are unchanged. All payment entitlements are activated, and there are entitlement exchanges from the over-endowed farmer (if he exists) towards the under-endowed farmer (if he exists).*

*Regime 2.*  $H^{wp} = L(r^{wp}) \leq N^0 \leq H^b$

In that second regime, the initial number of entitlements is greater than or equal to the number of hectares which would be demanded in the zero support policy scenario ( $H^{wp} \leq N^0$ ), and lower than or equal to the number of hectares which would be demanded in a regime where support would be granted through direct aids per hectare of unit amount  $b$  ( $N^0 \leq H^b$  where

$H^b$  is defined by  $H^b = \sum_{i=1}^2 -\partial\theta_i(p_i, w, r^b - b, l_i) = L(r^b)$ ). In that case, equilibrium

conditions may be written as (proof in Annex 2):

$$(13a) \quad 0 \leq v^s \leq b,$$

$$(13b) \quad h_i^s = h_i(p_i, w, r^s + v^s - b, l_i) = -\partial\theta_i(p_i, w, r^s + v^s - b, l_i) / \partial r,$$

$$(13c) \quad L(r^s) = N^0,$$

$$(13d) \quad \sum_{i=1}^2 h_i(p_i, w, r^s + v^s - b, l_i) = L(r^s),$$

$$(13e) \quad n_i^s = h_i^s,$$

$$(13f) \quad H^{wp} \leq \sum_{i=1}^2 n_i^s = N^0 \leq H^b.$$

In that second regime, the equilibrium rental price of entitlements is lower than or equal to their unit value (equation 13a). SFP entitlements now have an impact on individual land demands (equation 13b). Equation 13d defines the equilibrium entitlement price for a given equilibrium land rental price defined by equation 13c. One easily verifies that  $r^s = r^{wp}$  and  $v^s = b$  when  $N^0 = H^{wp}$ . The effects of a change in the number of entitlements on land and entitlement equilibrium prices are obtained by differentiating equations 13c and 13d with respect to  $N^0$ :

$$(14a) \quad dr^s / dN^0 = (\partial L / \partial r)^{-1},$$

$$(14b) \quad dv / dN^0 = -[(\partial L / \partial r)^{-1} + (\sum \partial\theta_i / \partial r)^{-1}].$$

An increase in the number of entitlements raises the land rental price (equation 14a) and diminishes the entitlement rental price (equation 14b). The equilibrium land rental price is thus an increasing function in the number of payment entitlements, raising from  $r^s = r^{wp}$  when  $N^0 = H^{wp}$  to  $r^s = r^b$  when  $N^0 = H^b$ . The equilibrium entitlement rental price is a decreasing function in the number of payment entitlements, diminishing from  $v^s = b$  when  $N^0 = H^{wp}$  to  $v^s = 0$  when  $N^0 = H^b$ .

From equation 13b, one verifies that individual land demands increase with the total number of entitlements because:

$$(15) \quad dr^s / dN^0 + dv / dN^0 = -(\sum_{i=1}^2 \partial \theta_i / \partial r)^{-1} < 0,$$

and hence,

$$(16) \quad dh_i^s / dN^0 = -\partial^2 \theta_i / \partial r^2 \cdot (dr^s / dN^0 + dv^s / dN^0) > 0.$$

The following proposition restates the previous analysis.

**Proposition 3.** *When the initial number of entitlements is strictly greater than the number of hectares which would be demanded in the zero support policy reference situation ( $H^{wp} < N^0$ ) and lower than or equal to the number of hectares which would be demanded in a regime where support would be granted through direct aids per hectare of unit amount  $b$  ( $N^0 \leq H^b$ ), then single farm payments increase the demand for land and capitalize into land rental prices. The higher the number of entitlements, the higher the impact on land demanded by the farm sector, the higher the land rental price and the capitalization into land rental prices, and the lower the entitlement rental price.*

Proposition 3 is illustrated by Figure 3. As shown in proposition 2, the land market equilibrium is not modified when  $N^0 = H^{wp}$  (case illustrated by a number of entitlements equal to  $N^{0(1)}$  in Figure 3). This is no longer the case when  $N^0 > H^{wp}$  (case illustrated by a number of entitlements equal to  $N^{0(2)}$  in Figure 3): the land market equilibrium then occurs at

the intersection  $E^{s(2)}$  of the land supply curve  $L(r)$  with the vertical straight line originating from  $N^{0(2)}$ ; land and entitlement equilibrium rental prices are  $r^{s(2)} > r^{s(1)} = r^{wp}$  and  $v^{s(2)} < v^{s(1)} = b$  respectively; land used in the farm sector is  $N^{0(2)} > H^{wp}$ ; and individual land demands are  $h_1^{s(2)} > h_1^{s(1)} = h_1^{wp}$  for farmer 1 and  $h_2^{s(2)} > h_2^{s(1)} = h_2^{wp}$  for farmer 2. Figure 3 is depicted assuming that farmer 1 has an “excess” of entitlements (in the sense where his initial entitlement endowment  $n_1^{0(2)}$  is strictly greater than the number of hectares  $h_1^{s(2)}$  he demands). By construction, farmer 2 has a “deficit” of entitlements (in the sense where his initial entitlement endowment  $n_2^{0(2)}$  is strictly lower than the number of hectares  $h_2^{s(2)}$  he demands). Under this assumption, farmer 1 will lease out the entitlement quantity  $n_1^{0(2)} - h_1^{s(2)}$  at a unit price  $v^{s(2)}$  to farmer 2.<sup>20</sup> Using a graphical reasoning similar as the one used in the previous regime where  $N^0 < H^{wp}$  (see Figure 2), one shows that the both farmers gain from exchanging entitlements relative to a non tradable SFP regime. Finally, let us consider the upper bound corresponding to  $N^0 = H^b$  (case illustrated by a number of entitlements equal to  $N^{0(3)}$  in Figure 3): in that case, the equilibrium land rental price is  $r^{s(3)}$  and the equilibrium entitlement rental price  $v^{s(3)}$  collapses to zero.

(insert Figure 3)

*Regime 3.  $H^b \leq N^0$*

In that third regime, the initial number of entitlements is greater than or equal to the number of hectares which would be demanded in a regime where support would be granted through direct aids per hectare of unit amount  $b$  ( $N^0 \geq H^b$ ). In that case, equilibrium conditions are defined by (proof in Annex 3):

$$(17a) \quad v^s = 0,$$

$$(17b) \quad h_i^s = h_i(p_i, w, r^s - b, l_i) = -\partial\theta_i(p_i, w, r^s - b, l_i)/\partial r,$$

$$(17c) \quad \sum_{i=1}^2 h_i(p_i, w, r^s - b, l_i) = L(r^s),$$

$$(17d) \quad n_i^s = h_i^s,$$

$$(17e) \quad \sum_{i=1}^2 n_i^s = H^b \leq N^0.$$

In that regime, the equilibrium entitlement rental price is zero (equation 17a). Individual land demands are defined by equation 17b and the land market equilibrium by equation 17c. The latter shows the equilibrium rental price is the one that would occur in a regime where the support would be granted through per-hectare direct aids of unit amount  $b$ , i.e.,  $r^s = r^b$ . As a result, the total number of demanded hectares is  $h_1^s + h_2^s = H^b$ . Finally it follows from this equality and equation 17d that the number of demanded entitlements is  $N^s = n_1^s + n_2^s = h_1^s + h_2^s = H^b$  (left part of equation 17e). Starting from an initial entitlement endowment  $N^0 = H^b$ , one verifies that increasing the total number of entitlements over  $H^b$  has no impact on land and entitlement market equilibriums; but when  $N^0 > H^b$ , there are  $N^0 - H^b$  SFP entitlements which are not activated.

The following proposition summarizes the previous analysis.

**Proposition 4.** *When the initial number of entitlements is greater than or equal to the number of hectares which would be demanded in a regime where support would be granted through direct aids per hectare of unit amount  $b$  ( $N^0 \geq H^b$ ), the equilibrium rental price of entitlements is zero while the equilibrium rental price of land and the total number of demanded hectares are the same as if the support was granted through direct aids per hectare of unit amount  $b$ . When  $N^0 > H^b$ , there are  $N^0 - H^b$  SFP inactivated SFP entitlements.*

### 3.4. Introducing the possibility not to produce on eligible hectares

#### *Producer maximization program*

We now introduce the third characteristic of the SPS, i.e., the possibility not to produce on hectares that however can activate payment entitlements. This possibility is constrained by the fact that non-cultivated hectares be maintained in GAECs. Let us denote  $CJ_i(m_i)$  the cost function for farmer  $i$  of maintaining  $m_i$  non-cultivated hectares in GAECs. This cost function  $CJ_i(m_i)$  is assumed positive, non decreasing and concave in land quantity. Assuming that there is no specific cost of maintaining land in GAECs on cultivated hectares, the cost of maintaining  $g_i$  non-cultivated hectares in GAECs when  $h_i$  hectares are already cultivated can then be expressed as:

$$(18) \quad C_i(h_i, g_i) = CJ_i(h_i + g_i) - CJ_i(h_i).$$

One immediately verifies that the marginal cost of maintaining non-cultivated hectares in GAECs does not decrease with the number  $g_i$  of non-cultivated hectares and the number  $h_i$  of cultivated hectares ( $\partial C_i(h_i, g_i) / \partial h = \partial CJ_i(h_i + g_i) / \partial h - \partial CJ_i(h_i) / \partial h \geq 0$ ).

The producer maximization program 9b now becomes:

$$(19) \quad \max_{h, g, n} [\pi_i(p_i, w, h_i, l_i) - wx_i - r(h_i + g_i) + bn_i - v(n_i - n_i^0) - CJ_i(h_i + g_i) + CJ_i(h_i); \\ 0 \leq n_i \leq h_i + g_i; 0 \leq g_i].$$

The first-order conditions associated with this program 19 can be expressed as:

$$(20a) \quad \partial \pi_i(h_i) / \partial h - r - \partial CJ_i(h_i + g_i) / \partial h + \partial CJ_i(h_i) / \partial h + \lambda = 0,$$

$$(20b) \quad -r - \partial CJ_i(h_i + g_i) / \partial g + \lambda + \eta = 0,$$

$$(20c) \quad b - v - \lambda + \mu = 0,$$

$$(20d) \quad \lambda(h_i + g_i - n_i) = 0,$$

$$(20e) \quad \mu n_i = 0,$$

$$(20f) \quad \eta g_i = 0,$$

where  $\lambda$ ,  $\mu$  and  $\eta$  are the positive Lagrange multipliers associated with the inequality constraints  $n_i \leq h_i + g_i$ ,  $0 \leq n_i$  and  $0 \leq g_i$ , respectively. Plugging 20b into 20a, one yields:

$$(20g) \quad \partial \pi_i(h_i)/\partial h + \partial CJ_i(h_i)/\partial h - \eta = 0.$$

### *Land and entitlement demand functions*

In what follows, we only consider the “interesting” case corresponding to an entitlement price  $v$  strictly lower than the unit value  $b$ . When  $v \geq b$ , the demand for idled hectares maintained in GAECs is null and we are brought back to equation 11b and 11c of the previous subsection. This last result can be shown as follows. Let us assume that  $v = b$ : in that case,  $\lambda = \mu = 0$  (from 20c, 20d and 20e) and hence,  $-\partial CJ_i(h_i + g_i)/\partial g = r - \eta$  (from 20b) which is possible if and only if  $\eta > 0$ , i.e., if and only if  $g_i = 0$ . In the same way, when  $v > b$ ,  $\mu > 0$  (from 20c),  $n_i = 0$  (from 20e),  $\lambda = 0$  (from 20d) and hence,  $-\partial CJ_i(h_i + g_i)/\partial g = r - \eta$  (from 20b) which is possible if and only if  $g_i = 0$ .

We thus only consider an entitlement price regime such that  $v < b$ . Under this assumption,  $\lambda > 0$  (from 20c),  $n_i = h_i + g_i$  (from 20d) and  $\mu = 0$  (from 20e). First-order conditions (20a), (20b) and (20f) can then be expressed as:

$$(20'a) \quad \partial \pi_i(h_i)/\partial h - \partial CJ_i(h_i + g_i)/\partial h + \partial CJ_i(h_i)/\partial h = r + v - b,$$

$$(20'b) \quad -\partial CJ_i(h_i + g_i)/\partial g = r + v - b - \eta,$$

$$(20'f) \quad \eta g_i = 0.$$

Equation (20'a) shows that the number of hectares demanded for cultivation decreases with respect to the situation considered in the previous sub-section where the possibility not to produce on eligible hectares was not taken into account (for identical land and entitlement

prices): this arises because  $\partial CJ_i(h_i + g_i)/\partial h - \partial CJ_i(h_i)/\partial h \geq 0$ . Let us then assume that there exists a strictly positive number of hectares  $\tilde{h}_i$  such that  $\partial \pi_i(\tilde{h}_i)/\partial h = -\partial CJ_i(\tilde{h}_i)/\partial h = \tilde{c}_i < 0$ ;  $\tilde{h}_i$  exists if and only if  $\partial^2 \pi_i(h_i)/\partial h^2 < \partial^2 CJ_i(h_i)/\partial h^2 < 0$ , an inequality which is supposed satisfied from now on. Equation (20g) then shows that the number of hectares demanded for cultivation  $h_i$  is lower than or equal to this threshold  $\tilde{h}_i$ . Two sub-cases have then to be distinguished depending on  $-\partial CJ_i(\tilde{h}_i)/\partial h + b$  is positive or negative.

In the first sub-case when  $-\partial CJ_i(\tilde{h}_i)/\partial h + b \leq 0$ , let us assume that the land demand for idling under GAECs is strictly positive ( $g_i > 0$ ). In that case,  $\eta = 0$  (from 20'f), equation (20g) becomes  $\partial \pi_i(h_i)/\partial h + \partial CJ_i(h_i)/\partial h = 0$  (the number of hectares demanded for cultivation is equal to the threshold  $\tilde{h}_i$ ), and equation 20'b reduces to  $-\partial CJ_i(h_i + g_i)/\partial h + b = r + v$  which is impossible for  $g_i > 0$  under the assumption  $\partial^2 CJ_i(h_i)/\partial h^2 < 0$ . As a result, the land demand for idling under GAECs is null and we are brought back to the first regime of the previous subsection 3.3. More specifically, the land demand function for cultivation is defined by equation 21a, the land demand function for idling under GAECs by equation 21b and the entitlement demand function by equation 21c:

$$(21a) \quad \partial \pi_i(h_i)/\partial h = r + v - b,$$

$$(21b) \quad g_i = 0,$$

$$(21c) \quad n_i = h_i.$$

In the second sub-case when  $-\partial CJ_i(\tilde{h}_i)/\partial h + b > 0$ , the land demand for idling under GAECs can be positive if the sum of the land price plus the entitlement price is sufficiently low. More specifically:



(i) When  $r + v \geq -\partial CJ_i(\tilde{h}_i + 0)/\partial g + b$ , the land demand for idling under GAECs is null and the three demand functions are defined by equations 21a to 21c.

(ii) When  $r + v \leq -\partial CJ_i(\tilde{h}_i + 0)/\partial g + b$ , the land demand for idling under GAECs is positive and the three demand functions can be expressed as:

$$(22a) \quad h_i = \tilde{h}_i,$$

$$(22b) \quad -\partial CJ_i(\tilde{h}_i + g_i)/\partial g = r + v - b,$$

$$(22c) \quad n_i = \tilde{h}_i + g_i.$$

Figure 4 presents the demand functions for cultivated hectares, idled hectares under GAECs and entitlements in this second sub-case when  $-\partial CJ_i(\tilde{h}_i)/\partial h + b > 0$ . The land demand function for cultivation corresponds to the broken line  $AB\tilde{h}_i$ : for a price sum  $(r + v)^{(1)} \geq -\partial CJ_i(\tilde{h}_i)/\partial h + b$ , the land quantity demanded for cultivation ( $h_i^{(1)}$ ) is identical to the total land quantity demanded ignoring the possibility not to produce; for a price sum  $(r + v)^{(2)} < -\partial CJ_i(\tilde{h}_i)/\partial h + b$ , the land quantity demanded for cultivation is limited to the threshold  $\tilde{h}_i$ , the land quantity demanded for idling under GAECs is strictly positive ( $g_i^{(2)} > 0$ ), and the total land quantity demanded is greater than the land quantity the farmer would have demanded ignoring the possibility not to produce while benefiting from payment entitlements ( $\tilde{h}_i + g_i^{(2)} < h_i^{(2)}$ , where  $h_i^{(2)}$  is solution of  $\partial \pi_i(h_i^{(2)})/\partial h + b = (r + v)^{(2)}$ ).

*(Insert Figure 4)*

### *Market equilibriums*

We only consider the “interesting” case where the demand for idled hectares under GAECs can be positive. More specifically, we assume that the following condition is met for both farmers 1 and 2:

(condition i)  $0 \leq -\partial C J_i(\tilde{h}_i + 0)/\partial g + b$ .

By definition of  $\tilde{h}_i$ , one immediately verifies that  $H^{wp} = \sum_{i=1}^2 h_i^{wp} < \tilde{H} = \sum_{i=1}^2 \tilde{h}_i$ . But  $\tilde{H}$  can be lower than, equal to or greater than  $H^b$ . As a result, the two orderings are possible: either  $H^{wp} < H^b \leq \tilde{H}$ , or  $H^{wp} < \tilde{H} \leq H^b$ . In what follows, we do not explicitly consider the first orderings which leads to a land demand for idling under GAECs equal to zero at equilibrium: we are brought back to the policy situation considered in the previous subsection which ignored the possibility not to produce. We only explicitly consider the second ordering which leads us to distinguish four regimes depending on whether  $N^0 \leq H^{wp}$ ,  $H^{wp} \leq N^0 \leq \tilde{H}$ ,  $\tilde{H} \leq N^0 \leq \tilde{H} + \tilde{G}$  or  $\tilde{H} + \tilde{G} \leq N^0$  where the threshold  $\tilde{G}$  is defined by:<sup>21</sup>

$$(23a) \quad \tilde{G} = \sum_{i=1}^2 \tilde{g}_i \text{ with } \tilde{g}_i \text{ defined by } \sum_{i=1}^2 [(-\partial C J_i(\tilde{h}_i + \tilde{g}_i)/\partial g + b)^{-1}(r^G)] = L(r^G).$$

We successively consider the four regimes which are illustrated by Figure 5. The latter is drawn in the simplified case where producers 1 and 2 are assumed identical in terms of production, cost and profit structures; they can however differ in terms of initial endowments in entitlements.

(Insert Figure 5)

*Regime 1.*  $N^0 \leq H^{wp} = L(r^{wp})$

In that first regime illustrated by the limit case where  $N^0 = N^{0(1)} = H^{wp}$  on Figure 5, the land demanded for idling under GAECs equals zero. Equilibrium conditions are defined by equations 12a to 12e and Proposition 2 holds. In that first regime, the SPS has no impact on individual land demands for cultivation, on total land demanded for cultivation and on the equilibrium land rental price. There are entitlement exchanges at a unit price  $v^s = b$  from the over-endowed producer (if he exists) towards the under-endowed producer (if he exists).

*Regime 2.*  $H^{wp} \leq N^0 \leq \tilde{H}$

In that second regime illustrated by a number of entitlements set to  $N^{0(2)}$  on Figure 5, the land demanded for idling is still equal to zero. Equilibrium conditions are defined by equations 13a to 13f, except that  $H^b$  should be replaced by  $\tilde{H}$ , and Proposition 3 holds. In that second regime, the SPS has a positive impact on individual land demands for cultivation, on total land demand for cultivation and on the equilibrium land price (relative to the no-support regime). Payments partially capitalize in land prices: the higher the number of entitlements, the greater the capitalization in land prices. Payments also capitalize in entitlement exchange prices: the higher the number of entitlements, the lower the capitalization in entitlement prices.

*Regime 3.*  $\tilde{H} \leq N^0 \leq \tilde{H} + \tilde{G}$

In that third regime illustrated by a number of entitlements set to  $N^{0(3)}$  on Figure 5, the land quantity demanded for idling under GAECs is positive. More specifically, for a number of entitlements set to  $N^{0(3)}$ , the land market equilibrium occurs at point  $E^{s(3)}$  which corresponds to a land price of  $r^{s(3)} > r^{s(2)} > r^{wp}$  and a land quantity used in the agricultural sector of  $N^{0(3)} > N^{0(2)} > H^{wp}$ : among these  $N^{0(3)}$  hectares,  $\tilde{H}$  hectares are effectively demanded for cultivation and  $G^{s(3)} = N^{0(3)} - \tilde{H}$  are demanded for idling under GAECs. All entitlements are activated, and there are entitlement exchanges at a unit price  $v^{s(3)} < v^{s(2)} < b$  from the over-endowed farmer (if he exists) towards the under-endowed farmer (if he exists).

More generally, equilibrium conditions in that third regime with  $\tilde{H} \leq N^0 \leq \tilde{H} + \tilde{G}$  can be expressed as:

$$(24a) \quad 0 \leq v^s < b,$$

$$(24b) \quad h_i^s = \tilde{h}_i \text{ with } \tilde{h}_i \text{ defined by } \partial \pi_i(p_i, w, \tilde{h}_i, l_i) / \partial h = -\partial C J_i(\tilde{h}_i) / \partial h = \tilde{c}_i < 0,$$

$$(24c) \quad H^s = \sum_{i=1}^2 \tilde{h}_i = \tilde{H},$$

$$(24d) \quad N^0 = L(r^s),$$

$$(24e) \quad \sum_{i=1}^2 [(-\partial C J_i(m_i) / \partial m + b)^{-1} (r^s + v^s)] = L(r^s),$$

$$(24f) \quad -\partial C J_i(\tilde{h}_i + g_i^s) / \partial g = r^s + v^s - b,$$

$$(24g) \quad G^s = \sum_{i=1}^2 g_i^s = N^0 - \tilde{H},$$

$$(24h) \quad n_i^s = \tilde{h}_i + g_i^s,$$

$$(24i) \quad \sum_{i=1}^2 n_i^s = N^0 \leq \tilde{H} + \tilde{G}.$$

Equation 24d defines the equilibrium land rental price while equation 24e defines the equilibrium entitlement rental price, once the equilibrium land price is determined. Equations 24b and 24c define the individual and total land demand functions for cultivation, respectively. Equation 24f defines the individual land demand functions for idling under GAECs and equation 24g defines the total land demand for idling under GAECs. Finally, equations 24h and 24i define the individual and aggregate entitlement demand functions, respectively.

Payments capitalize in land and entitlement prices; the degree of capitalization in land prices (respectively, entitlement prices) increases (decreases) with the number of entitlements; in the upper limit case corresponding to a number of entitlements  $N^0$  set to  $\tilde{H} + \tilde{G}$ , capitalization in land prices is maximum while capitalization in entitlement prices is null ( $v^s = 0$ ).

Relative to the zero support regime, one immediately notes that the SPS has a positive effect on the number of hectares in cultivation ( $\tilde{H} > H^{wp}$ ): the SPS is not decoupled at the extensive margin of production. More interesting is the comparison of the SPS with a policy regime where support is granted through per-hectare direct aids of unit amount  $b$  assuming that production is required to benefit from these area payments. In that alternative policy regime, there is no land demanded for idling and the land demanded for cultivation is equal to  $H^b$ . Recalling that we assumed here that  $\tilde{H} < H^b$ , one verifies that  $H^b < \tilde{H} + \tilde{G}$ : Total land used in the agricultural sector is greater in the SPF policy regime relative to the regime of per-hectare direct aids, but part of the land demanded is not cultivated so that the number of hectares under cultivation is lower in the SPS relative to the policy regime of area payments.

#### *Regime 4. $\tilde{H} + \tilde{G} \leq N^0$*

In that fourth regime illustrated by the limit case where  $N^{0(4)} = \tilde{H} + \tilde{G}$  on Figure 5, the number of hectares demanded for cultivation is  $\tilde{H}$ , the number of hectares demanded for idling under GAECs is  $\tilde{G}$ , the land equilibrium price is equal to  $r^G$  (payment capitalization in land prices is maximum) and the entitlement equilibrium price is equal to zero (payment capitalization in entitlement prices is null). There is an excess of entitlements relative to the total number of hectares used in the agricultural sector: the quantity  $N^0 - (\tilde{H} + \tilde{G}) \geq 0$  of entitlements is not activated.

#### **4. Implications and concluding remarks**

The main conclusion that can be drawn from the analysis developed in the previous section is that the very nature of the new CAP single farm payment scheme adopted in the UE in 2003 depends crucially on the global number of entitlements which are initially made available. Two situations have to be distinguished depending on the shapes of (i) the aggregate

marginal profit function, (ii) the aggregate marginal cost function of maintaining non-cultivated land in GAECs and (iii) the aggregate marginal land supply function; these two cases are illustrated in the two panels of Figure 6 which helps summarising and interpreting our findings.

*(Insert Figure 6)*

The first case (panel (a) of Figure 6) corresponds to the situation where the number of hectares that would be demanded for cultivation in a policy regime where the support is granted through direct aids per hectare of unit amount  $b$  and production is not required is greater than the number of hectares that would be demanded in the same policy regime but production is required (i.e., the case where  $\tilde{H} \geq H^b$ ). Then:

- when the initial number of entitlements is lower than or equal to the number of hectares that would be demanded by farmers for cultivation in a regime where no support is granted ( $N^0 \leq H^{wp}$ ), SFP entitlements work as lump-sum transfers which only have the effect of raising the income of farmers: relative to the no support regime, neither do they modify the amount of land that is demanded, nor do they capitalize into the land rental price.
- when the initial number of entitlements is greater than or equal to the number of hectares that would be demanded by farmers for cultivation in a no-support regime and lower than or equal to the number of hectares that would be demanded for cultivation in a policy regime where the support is granted through direct aids per hectare of unit amount  $b$  and production is required ( $H^{wp} \leq N^0 \leq H^b$ ), SFP entitlements work as direct aids per hectare that would be granted on a binding base area (defined as  $N^0$  hectares): the total land demanded for production increases to the base area  $N^0$  and the land rental price raises as part of the support granted through SFP entitlements capitalize into it.

- eventually, when the initial number of entitlements is greater than or equal to the number of hectares that would be demanded by farmers for cultivation in a policy regime where the support is granted through direct aids per hectare of unit amount  $b$  and production is required ( $H^b \leq N^0$ ), SFP entitlements work just as unlimited direct aids per hectare: the total land demanded for production is  $H^b$ , the capitalization of support into the land rental price is complete and the base-area-equivalent  $N^0$  is no longer binding, so that a quantity of  $N^0 - H^b$  entitlements is not activated.

The second case (panel (b) of Figure 6) takes place when the number of hectares that would be demanded for cultivation in a policy regime where the support is granted through direct aids per hectare of unit amount  $b$  and production is not required is lower than the number of hectares that would be demanded in the same policy regime but production is required (i.e., when  $\tilde{H} \leq H^b$ ). Then:

- as before, when the initial number of entitlements is lower than or equal to the number of hectares that would be demanded by farmers for cultivation in a regime where no support is granted ( $N^0 \leq H^{wp}$ ), SFP entitlements work as lump-sum transfers.
- when the initial number of entitlements is greater than or equal to the number of hectares that would be demanded by farmers for cultivation in a no-support regime and lower than or equal to the number of hectares that would be demanded for cultivation in a policy regime where the support is granted through direct aids per hectare of unit amount  $b$  and production is not required ( $H^{wp} \leq N^0 \leq \tilde{H}$ ), SFP entitlements work as direct aids per hectare that would be granted on a binding base-area-equivalent of  $N^0$  hectares.
- when the initial number of entitlements is greater than or equal to the number of hectares demanded for cultivation and lower than or equal to the total number of hectares demanded (for cultivation and for idling) in a policy regime where the

support is granted through direct aids per hectare of unit amount  $b$  and production is not required ( $\tilde{H} \leq N^0 \leq \tilde{H} + \tilde{G}$ ), SFP entitlements have three effects: first, they induce an aggregate land demand for cultivation of  $\tilde{H}$  which is greater than the demand that would occur in the no support regime ( $H^{wp} \leq \tilde{H}$ ), but to a lesser extent than direct aids per hectare would ( $\tilde{H} \leq H^b$ ); second, the total land demanded is constrained by the base-area-equivalent  $N^0$  and part of this land ( $N^0 - \tilde{H}$ ) is idled; third, the land rental price is raised relative to the no support regime.

- ultimately, when the initial number of entitlements is greater than or equal to the total number of hectares that would be demanded by farmers (both for cultivation and idling) in a policy regime where the support is granted through direct aids per hectare of unit amount  $b$  and production is not required ( $\tilde{H} + \tilde{G} \leq N^0$ ),  $\tilde{H}$  hectares are demanded for cultivation,  $\tilde{G}$  hectares are demanded for idling under GAECs, the capitalization of support into the land rental price is complete, and there exists a quantity of  $N^0 - (\tilde{H} + \tilde{G})$  entitlements which is not activated.

Recommendations to modellers can be drawn from this analysis. First, since the SPS put in place by the EU in its latest CAP reform does not build on a no-support regime but inherits from the previous 1992-1999 reforms, it is our belief that SFP entitlements should not be modelled as lump-sum transfers; in other words, we think that there is little chance that, empirically,  $N^0 \leq H^{wp}$  in the EU. Second, if we thus hypothesise that most likely  $H^{wp} \leq N^0$ , we have seen that it is then relevant to model the SFP entitlements as “more decoupled” direct aid per hectare: here, the expression “more decoupled” means that the impact of the support granted through SFP entitlements, both in terms of aggregate land demand for cultivation and capitalisation of the support into the land rental price, is smaller than the one of true direct payments per hectare of the same unit amount (either because the total number of available



entitlements acts as a binding base area, or because the possibility not to produce reduces the demand for cultivation). Therefore, for models that cannot fully represent the working of the joint land and entitlements markets and the voluntary idling of land as we did it in this article, i.e., for models such as those examined in Section 2, the “coupling factor strategy” (be it implicit as in the case of GE models) appears to be a suitable solution; calibrating the coefficient that weights the unit value of entitlements is an empirical, yet difficult, task. Still, modellers who do represent the land market but do not incorporate the voluntary possibility not to produce must keep in mind that they might underestimate the impact of SFP entitlements on the land rental price when the latter are introduced as weighted direct aids per hectare: we have seen that, when some hectares are demanded for idling under GAECs, the total demand for land induced by the SPS overruns the sole demand for cultivation induced by “more decoupled” aids per hectare only.

Finally, we would like to raise the issue that, in reality, the situation is even more complex: all other things equal, when, for some reason, the aggregate demand for cultivated land is translated to the right, the three values of  $H^{wp}$ ,  $\tilde{H}$  and  $H^b$  move accordingly; in the mean time,  $\tilde{G}$  will decrease so that the quantity  $\tilde{H} + \tilde{G}$  holds constant. The recent and sharp increase in (most) agricultural prices is an illustration of this process; the same reasoning would be true when comparing regions exhibiting different efficiency levels in production or different cost of maintaining land in GAECs. In other words, it appears that the bounds of the intervals on which the SFP entitlements should be regarded as lump-sum transfers or as weighted area payments, and the magnitude of this weight when convenient, should in practice be an endogenous feature of the model.

## References

Balkhausen O., Banse M., Grethe H., Nolte S., 2005, Modelling the Effects of Partial Decoupling on Crop and Fodder Area as well as Beef Supply in the EU: Current State and Outlook. In F. Arfini (ed.), Modelling Agricultural Policies: State of the Art and New Challenges, Proceedings of the 89<sup>th</sup> Seminar of the EAAE, Parma; University of Parma, pp. 565-87.

Balkhausen O., Banse M., Grethe H., 2007, Modelling CAP Decoupling in the EU: A Comparison of Selected Simulation Models and Results. Journal of Agricultural Economics (forthcoming).

Bascou P., Londero P., Münch W., 2004, Reform and Adjustment in the European Union: The 2003 Reform of the Common Agricultural Policy and Enlargement. Paper presented at the IATRC Summer Symposium, Adjusting to Domestic and International Agricultural Reform in Industrial Countries, June 6-7, 2004, Philadelphia, PA.

Binfield J., Westhoff P., Young II R., 2003, Reforming the CAP: A Partial Equilibrium Analysis of the MTR Proposals. Paper presented at the XXVth International Conference of Agricultural Economists, June 16-22, 2003, Durban.

Binfield J., Donnellan T., Hanrahan K., Hart C., Westhoff P., 2004, CAP Reform and the WTO: Potential Impacts on EU Agriculture. Paper presented at the Annual Meeting of the AAEA, July 1-4, Denver.

Breen J. P., Hennessy T. C., Thorne F. S., 2005, The effect of Decoupling on the Decision to Produce: An Irish Case Study. *Food Policy* 30: 129-14.

Buysse J., Fernagut B., Harmignie O., Henry de Frahan B., Lauwers L., Polomé P., Van Huylenbroeck G., Van Meensel J., 2007, Farm-Based Modelling of the EU Sugar Reform: Impact on Belgian Sugar Beet Suppliers. *European Review of Agricultural Economics* 34(1):21-52.

Dewbre J., Anton J., Thompson W., 2001, The Transfer Efficiency and Trade Effects of Direct Payments. *American Journal of Agricultural Economics* 83(5): 1204-14.

Diewert E., 1974, Application of Duality Theory. In Kendrick A. D. (ed.) and Intriligator M. D. (ed.), *Frontiers of Quantitative Economics*, North-Holland Amsterdam, pp. 106-71.

FAPRI-Ireland Partnership, 2003, An Analysis of the effects of Decoupling of Direct Payments from Production in the Beef, Sheep and Cereal Sectors. TEAGASC Rural Economy Research Center, report for the Department of Agriculture and Food, Ireland.

Gelan A., Schwarz G., 2006, A Policy Impact Evaluation Model for Scotland: Decoupling Single Farm Payments. The Macaulay Institute, Aberdeen Discussion Paper Series: People, Environment and Development.

Gohin A., 2004, Etude prospective d'évolution à moyen terme des organisations communes de marché de la viande bovine, du lait, du sucre et des grandes cultures sur la base d'une modélisation en équilibre général de l'agriculture européenne. INRA, report for the Ministry of Agriculture, Food, Fisheries and Rural Affairs, France.

Gohin A., 2006, Assessing CAP reform: Sensitivity of Modelling Decoupled Policies. *Journal of Agricultural Economics* 57(3): 415-440.

Huettel S., Kleinhanss W., Offermann F., Impacts of Decoupling and Milk Quota Trade on the French and German Dairy Sectors. Paper presented at the XIth seminar of the EAAE, the Future of Rural Europe in the Global Agri-Food System, August 22-27, 2005, Copenhagen.

Frandsen S. E., Gersfelt B., Jensen H. G., 2003, The Impacts of Redesigning European agricultural Support. *Review of Urban and Regional Development Studies* 15(2): 106-31.

Jensen H. G., Frandsen S. E., 2004, Impacts of the Eastern European Association and the Mid-Term CAP Reform. In Anania G. (ed.), Bohman M. E. (ed.), Carter C. (ed.), McCalla A. F. (ed.), *Agricultural Policy Reform and the WTO: What are we Heading?* Edward Elgar, pp. 66-87.

Junker J., Wieck C., Jansson T., Pérez I., 2003, Policy Description in the Capri Model. Bonn University, Institute for Agricultural Policy, Market Research and Economic Sociology, CAPRI Working Papers.

Leathers H. D., 1992, The Market for Land and the Impact of Farm Programs on Farm Numbers. *American Journal of Agricultural Economics* 74(2): 291-298.

OECD, 2004, Analysis of the 2003 CAP Reform. OECD, Paris.

Schmid E., Sinabell F., Hofreither M. F., 2006, Phasing out of Environmental Harmful Subsidies: Consequences of the 2003 CAR Reform. *Ecological Economics* 60: 596-604.

Von Witzke H., Noleppa S., Lynn Kennedy P., 2007, Effects of the EU Common Agricultural Policy and US Farm Policy on Agricultural Land Markets. Report to the German Marshall Fund of the United States.

## Annex 1 (or for referee's use)

### Equilibrium conditions of regime I when $N^o \leq H^{wp} = L(r^{rw})$

Case (a):  $v^s < b$

In that case, land and entitlement demand functions by farmers 1 and 2 are defined by conditions (11a) in the text.

(a-i) Let us first assume that  $\sum_{i=1}^2 h_i(p, w, r^s + v^s - b, l_i) < \sum_{i=1}^2 h_i(p, w, r^{wp}, l_i)$ . If this inequality

is satisfied, total land used in the agricultural sector is lower in the SFP support regime relative to the zero support reference situation. As a result,  $r^s + v^s - b > r^{wp}$ , or, equivalently,  $r^s > r^{wp} - v^s + b > r^{wp}$  because  $v^s < b$ . Hence,  $L(r^s) > L(r^{wp})$ , i.e., an increase in total land supply to the agricultural sector which contradicts the assumption that total land demanded by the farm sector decreases in the SFP support regime relative to the zero support reference situation. We thus have  $\sum_{i=1}^2 h_i(p, w, r^s + v^s - b, l_i) \geq \sum_{i=1}^2 h_i(p, w, r^{wp}, l_i)$ .

(a-ii) Let us now assume that  $\sum_{i=1}^2 h_i(p, w, r^s + v^s - b, l_i) = \sum_{i=1}^2 h_i(p, w, r^{wp}, l_i)$ , i.e., that total

land used in the agricultural sector is identical in both the SFP support regime and the zero support reference situation. As a result,  $r^s + v^s - b = r^{wp}$ , or, equivalently,  $r^s = r^{wp} - v^s + b > r^{wp}$ . Hence,  $L(r^s) > L(r^{wp})$  which contradicts the assumption that total land used in the agricultural sector does not change in the SFP support regime relative to the zero support reference situation.

(a-iii) Let us finally assume that  $\sum_{i=1}^2 h_i(p, w, r^s + v^s - b, l_i) > \sum_{i=1}^2 h_i(p, w, r^{wp}, l_i)$ , i.e., that total

land used in the agricultural sector is greater in the SFP support regime relative to the zero

support reference situation. From (11a), we have  $\sum_{i=1}^2 h_i(p, w, r^s + v^s - b, l_i) = \sum_{i=1}^2 n_i$ . But, by

definition of this first regime, we also have  $\sum_{i=1}^2 n_i \leq N^0 \leq \sum_{i=1}^2 h_i(p, w, r^{wp}, l_i)$  which contradicts

the assumption that total land used in the agricultural sector increases in the SFP support regime relative to the zero support reference situation.

To summarize, we cannot have  $v^s < b$  in the first regime where the initial number of entitlements is lower than or equal to the number of hectares which would be demanded in the zero support reference situation.

Case (b):  $v^s > b$

In that case, land and entitlement demand functions by farmers 1 and 2 are defined by conditions (11c) in the text. Each farmer leases out all his initial endowment in entitlements at a price  $v^s > b > 0$  per unit. One immediately verifies that this case (b) is impossible since all farmers sell all their payments entitlements, but there is no entitlement demand.

Case (c):  $v^s = b$

The only possible case is thus characterized by a equilibrium price of entitlements equal to their (common) unit value, i.e.,  $v^s = b$ . In that case, land and entitlement demands by farmers 1 and 2 are defined by conditions (11b) in the text.

We thus have  $v^s = b$  (equation 12a in the text) and  $h_i^s = -\partial \theta_i(p, w, r^s, l_i) / \partial r$  (equation 12b

in the text). The equilibrium land market is then defined by  $\sum_{i=1}^2 h_i(p, w, r^s, l_i) = L(r^s)$ , i.e.,

equation (12c) in the text: this equation shows that there is no impact on the land market.

From (11b), we also have  $n_i^s \leq h_i^s$  (equation 12d in the text). And finally,  $\sum_{i=1}^2 n_i^s = N^0 \leq H^{wp}$

(equation 12e in the text). The inequality  $N^0 \leq H^{wp}$  directly follows from the definition of the regime. The equality  $\sum_{i=1}^2 n_i^s = N^0$  follows from the fact that there is a deficit in entitlements with respect to the number of hectares demanded by the agricultural sector ( $N^0 \leq H^{wp} = H^s$ ):

- When both farmers 1 and 2 are under endowed (in the sense where  $n_i^0 \leq h_i^s$ ), there is no entitlement exchange: each farmer activates all his initial endowment in entitlements.
- When one of the farmers is strictly under endowed (say  $n_1^0 < h_1^s$ ), then the other farmer is necessarily strictly over endowed ( $n_2^0 > h_2^s$ ) and there is entitlement exchange (at a market price of  $v^s = b$ ) from the over-endowed towards the under-endowed producer; more specifically, the over-endowed farmer 1 sells all his excess of entitlements ( $h_1^s - n_1^0 = h_1^{wp} - n_1^0$ ) which is bought by the under-endowed farmer 2.

As a result,  $N^s = n_1^0 - (h_1^s - n_1^0) + n_2^0 + (h_1^s - n_1^0) = N^0 \leq H^{wp}$ .

## Annex 2 (or for referee's use)

### Equilibrium conditions of regime II when $H^{wp} = L(r^{rw}) \leq N^0 \leq H^b$

The demonstration is analogous to that developed in Annex 1.

## Annex 3 (or for referee's use)

### Equilibrium conditions of regime III when $H^b \leq N^0$

The demonstration is analogous to that developed in Annex 1.



Figure 1. The land market equilibrium in the no-support regime.

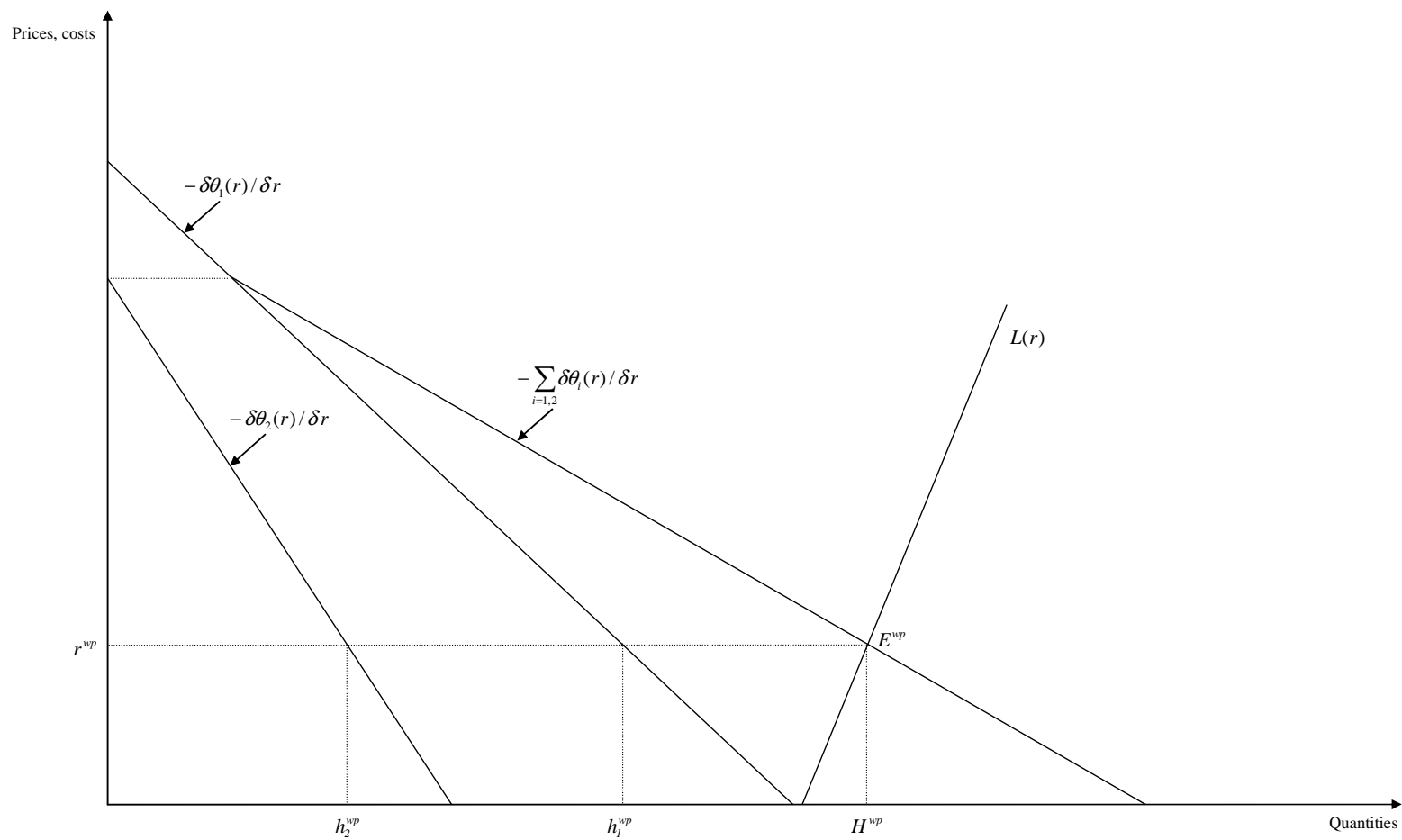
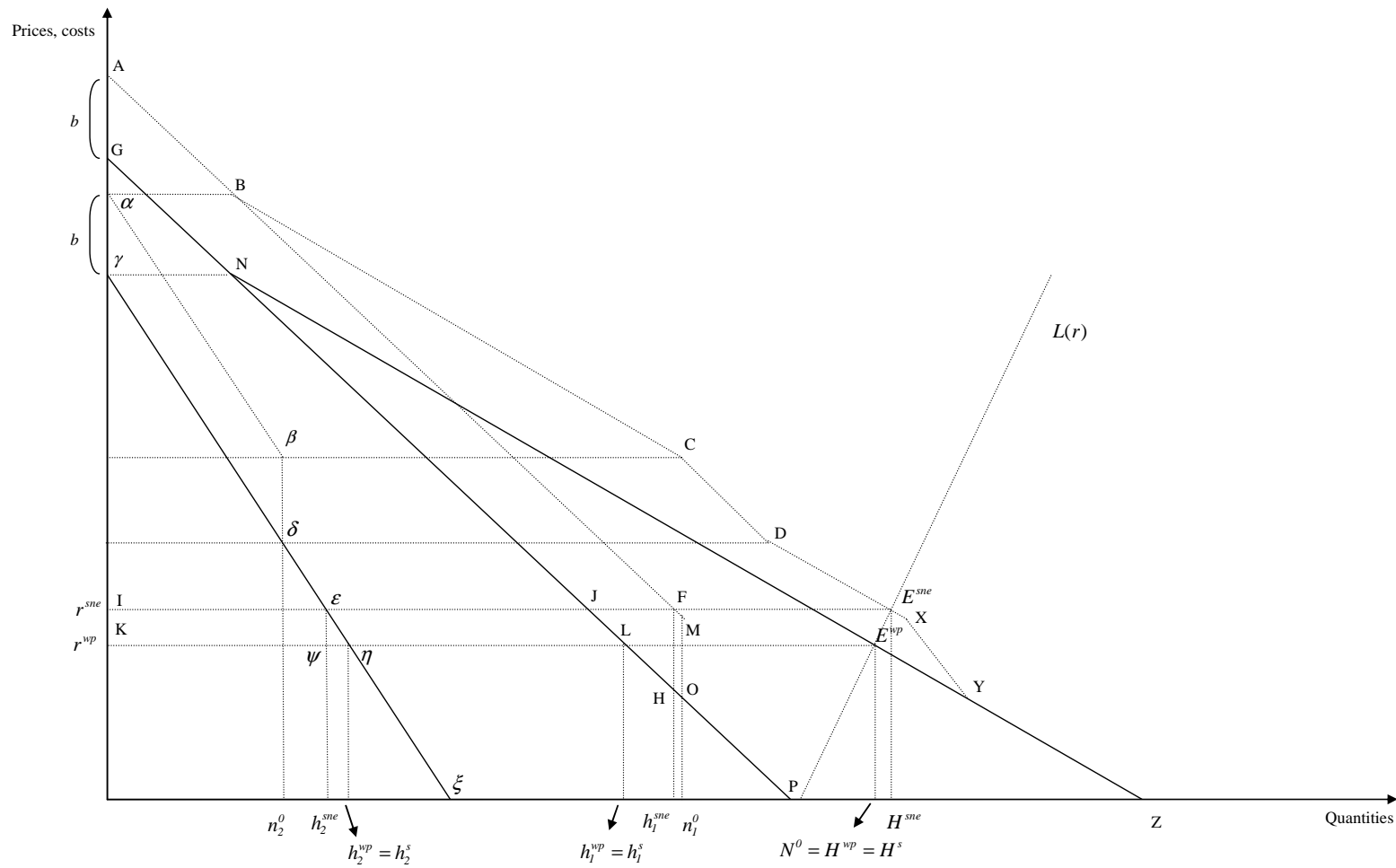
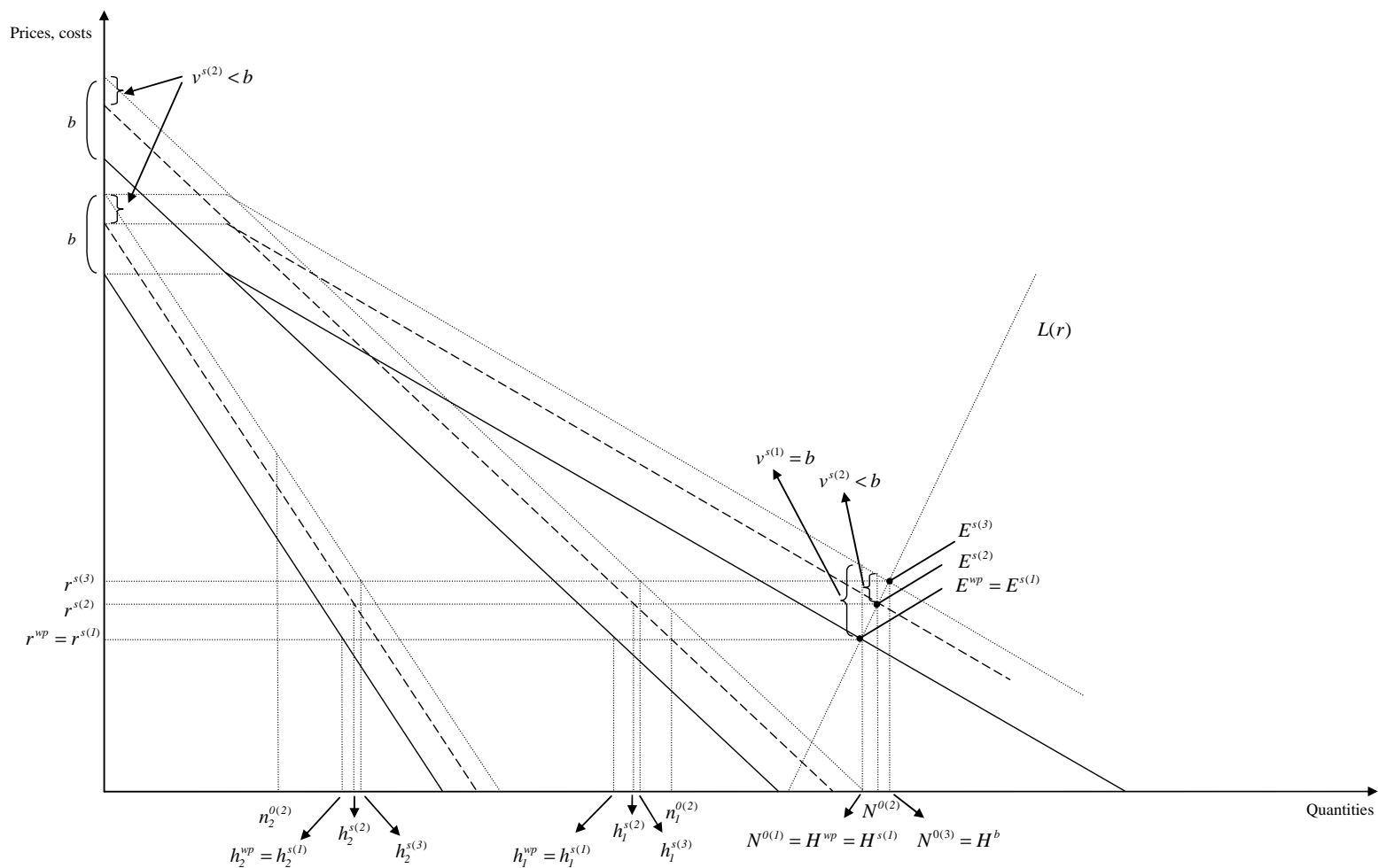


Figure 2. The land market equilibrium in the SFP support regime without the possibility not to produce<sup>(a)</sup>.



(a) The case illustrated is the limit case when  $N^0 = H^{wp}$  (where  $H^{wp}$  is the total demanded area in the no-support regime). The superscripts “s” and “sne” denote equilibrium variables, respectively when SFP entitlements are tradable and when SFP entitlements cannot be exchanged.

Figure 3. Land market equilibria in the SFP support regime without the possibility not to produce for different initial global endowments  $N^{0(a)}$ .



(a)  $H^{wp}$  is the total demanded area in the no-support regime and  $H^b$  is the total number of hectares that would be demanded in the regime where support would be granted through direct aids per hectare of unit amount  $b$ .

Figure 4. Individual land demands for cultivation and for idling when the condition  $\partial^2 \pi_i(h_i)/\partial h^2 < \partial^2 CJ_i(h_i)/\partial h^2 < 0$  and  $-\partial CJ_i(\tilde{h}_i)/\partial h + b > 0$  are fulfilled.

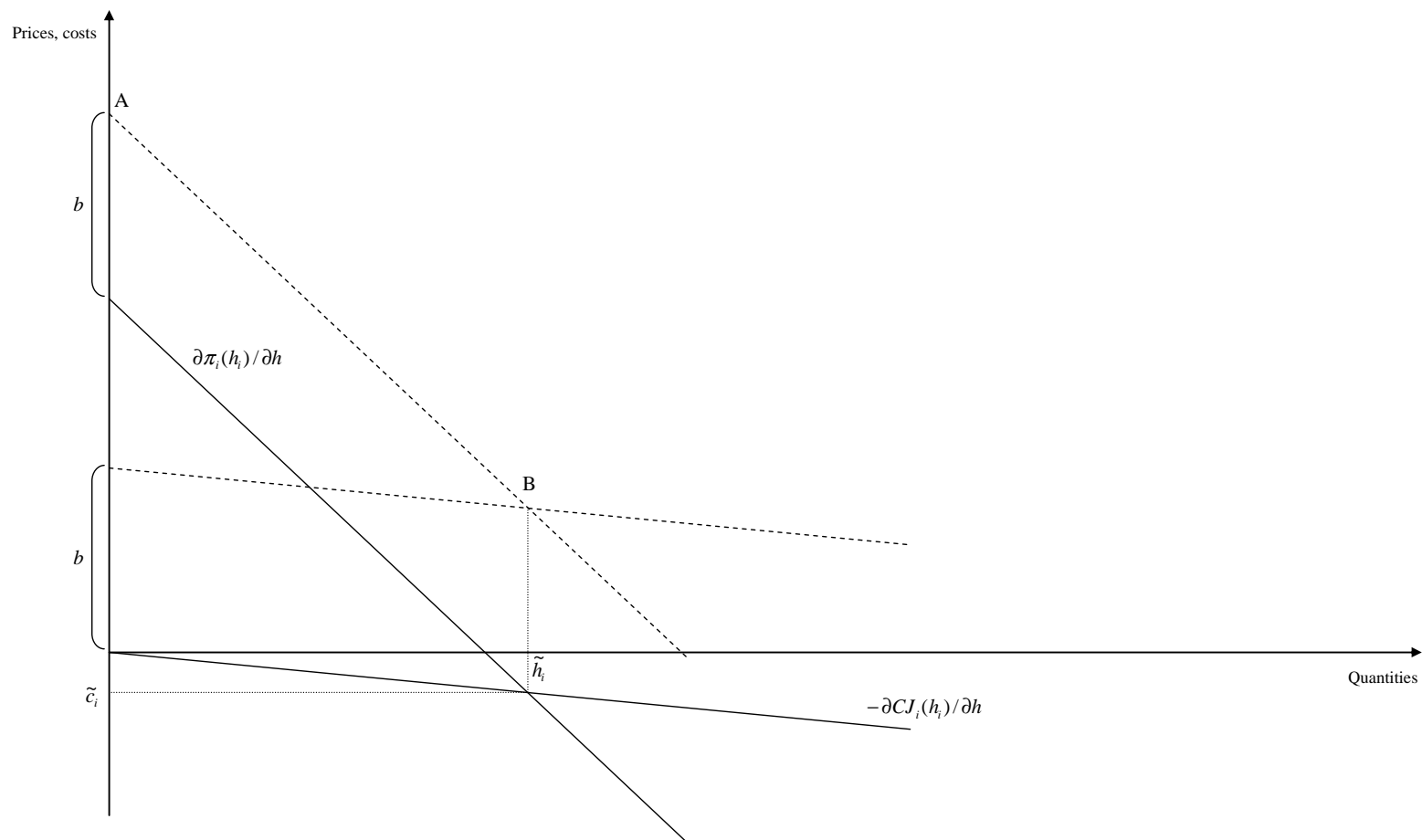
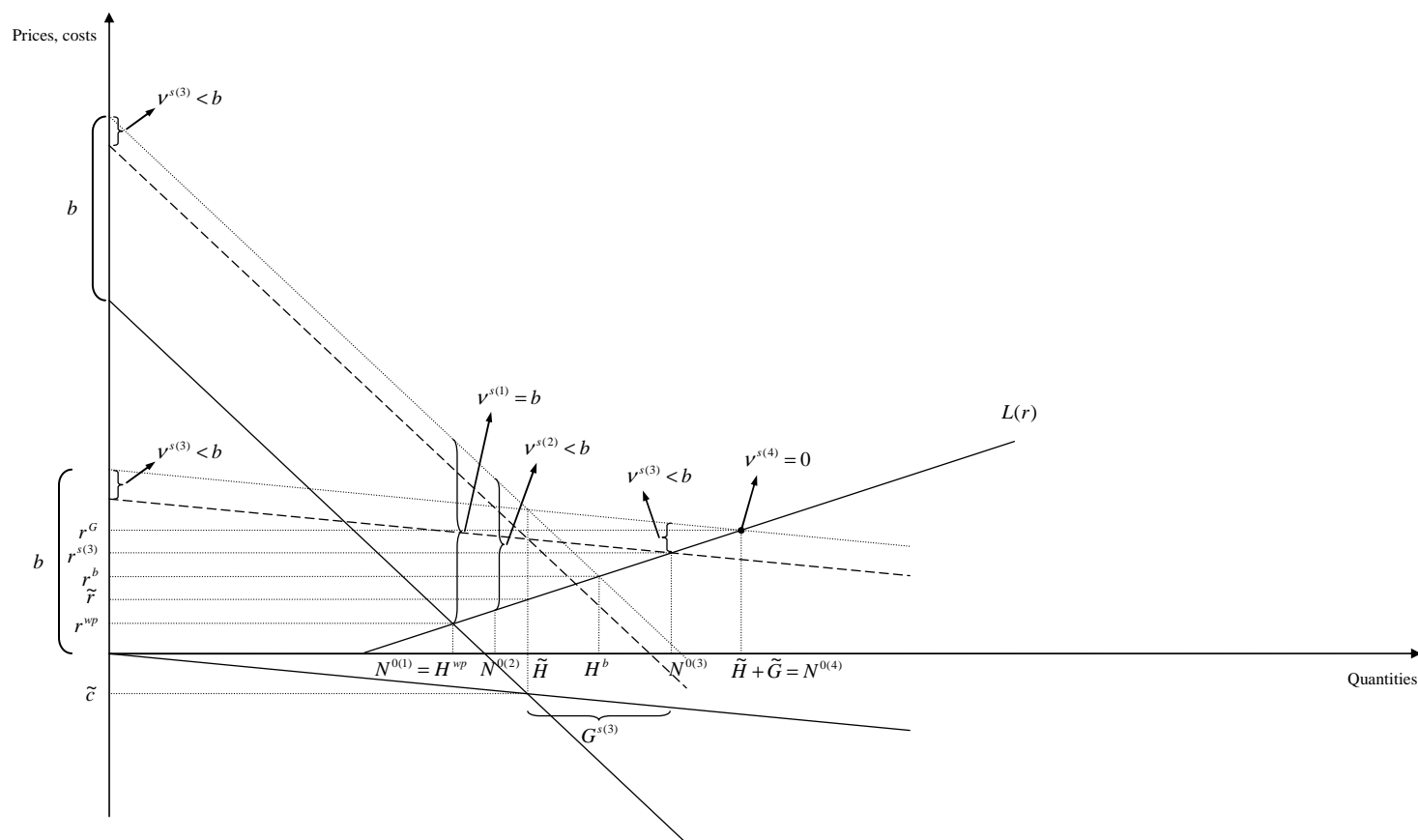
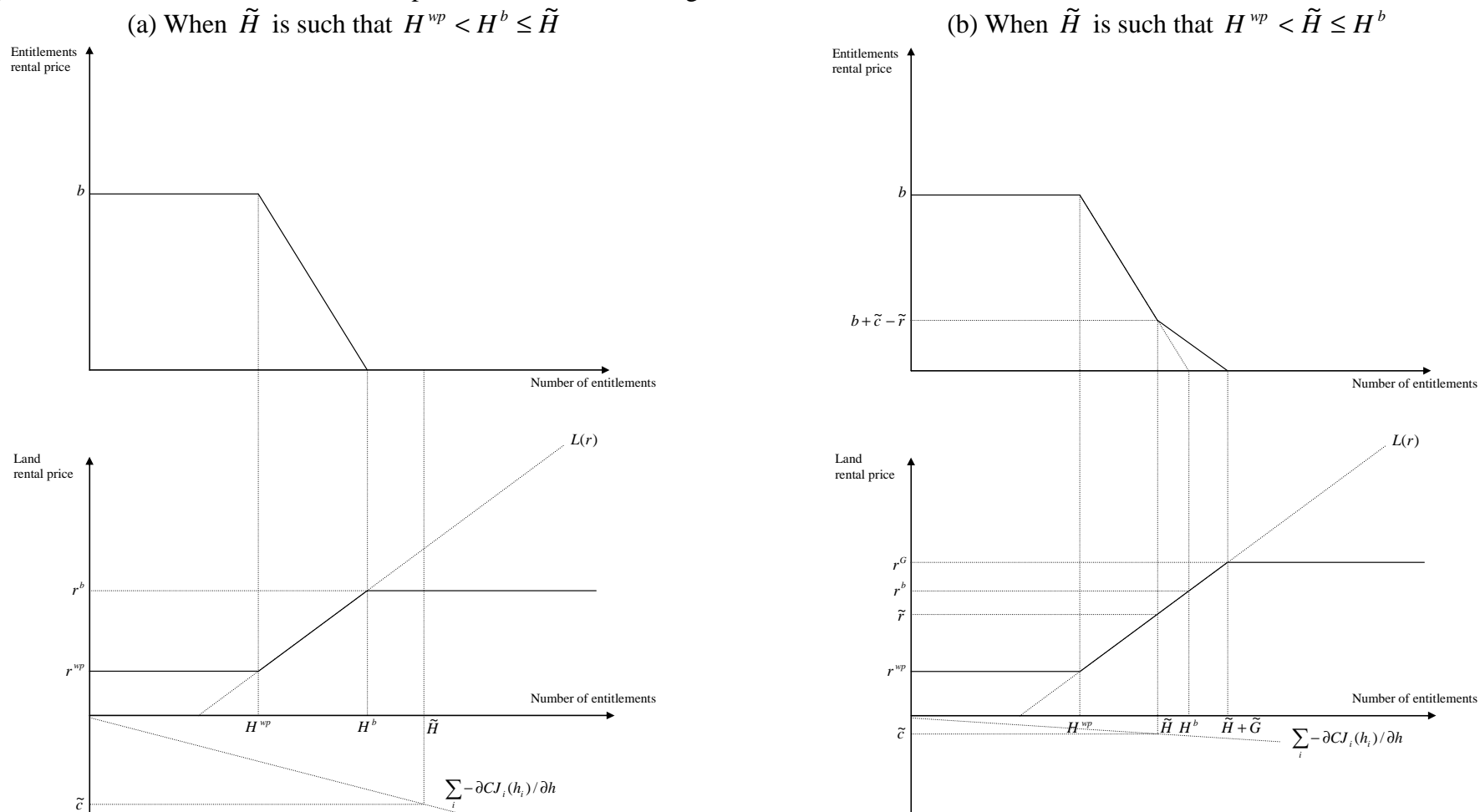


Figure 5. Land market equilibrium in the SFP support regime with the possibility not to produce for different initial global endowments  $N^{0(a)}$ .



(a)  $H^{wp}$  is the total demanded area in the no-support regime,  $H^b$  is the total number of hectares that would be demanded in the regime where support would be granted through direct aids per hectare of unit amount  $b$ , and  $\tilde{H}$  and  $\tilde{G}$  are the numbers of hectares that are demanded for cultivation and idling under GAECs, respectively, in a policy regime where income support is granted through direct aids per hectare of unit amount  $b$  and production is not required.

Figure 6. The land and entitlement rental prices as functions of the global initial number of entitlements



(a)  $H^{wp}$  is the total demanded area in the no-support regime,  $H^b$  is the total number of hectares that would be demanded in the regime where support would be granted through direct aids per hectare of unit amount  $b$ , and  $\tilde{H}$  and  $\tilde{G}$  are the numbers of hectares that are demanded for cultivation and idling under GAECs, respectively, in a policy regime where income support is granted through direct aids per hectare of unit amount  $b$  and production is not required.

## End Notes

<sup>1</sup> The first pillar of the CAP corresponds to traditional market support measures (export subsidies, intervention spending, etc.) and direct payments (including the Single Farm Payment scheme introduced in 2003). Rural development, agri-environmental and other accompanying measures define the second pillar.

<sup>2</sup> The SPS also includes components originating from dairy and sugar beet payments which were introduced in 2004 and 2006, respectively, in order to compensate for intervention price cuts in the milk and sugar sectors. From 2005 on, it includes payments granted to tobacco, cotton and olive oil. The 2007 reform of the Common Market Organisation (CMO) in fruit and vegetables integrates these products into the SPS. For details on these successive reforms, see the website of the European Commission ([http://ec.europa.eu/agriculture/index\\_en.htm](http://ec.europa.eu/agriculture/index_en.htm)).

<sup>3</sup> The reader is referred to the European Commission website for a detailed presentation of the 2003 CAP reform. In particular, Council Regulation (EC) 1782/2003 and Commission Regulations (EC) 795/2004, 796/2004 and 118/2005 define the legal basis for direct payments, notably the various models (historic, regional or hybrid) a Member State can use for implementing the SPS.

<sup>4</sup> That is as long as the farmer complies with environmental, animal and plant health, animal welfare and food safety standards, as well as he maintains land in Good Agricultural and Environmental Conditions (GAECs).

<sup>5</sup> Farmers are profit maximizers, there is no uncertainty and all markets are competitive. Hence the zero support regime also depicts a situation where agricultural income support is granted through lump-sum transfers (except that agricultural income is increased by an amount equal to these lump-sum transfers).

---

<sup>6</sup> Article 44.3 of the Council Regulation (EC) 1782/2003 specifically stipulates that “the parcels shall be at the farmer’s disposal for a period of at least 10 months” of the cropping year during which the payments are applied for.

<sup>7</sup> Per-hectare direct aids granted to cereals, oilseeds and protein crops can be maintained in Member States which decide to decouple only partially in the COP sector. However unit per-hectare amounts are considerably reduced with respect to pre-2003 levels. Only France and Spain chose to maintain partially coupled the support in the COP sector.

<sup>8</sup> Gohin (2004, 2006) is actually one of the few who compares the effects of considering 2003 EU payments as either lump-sum transfers versus area subsidies.

<sup>9</sup> The Policy Evaluation Model (PEM) developed by the OECD (Organisation for Economic Co-operation and Development) is a noticeable exception. In this PE model, the land market representation is very similar to the one adopted in GE modelling frameworks.

<sup>10</sup> Area payments are then expressed per ton of product.

<sup>11</sup> See also von Witzke et al. (2007) who conclude that in a typical German farm, the 2005/06 land rental price would be negative in the absence of agricultural subsidies.

<sup>12</sup> For a review, see Balkhausen et al. (2007), Table 4.

<sup>13</sup> We do not impose that the two farmers produce the same output.

<sup>14</sup> We do not constraint per-hectare direct aids to be equal for the two farmers since we do not impose that they both produce the same output (see footnote 13). However we do not allow a given farmer to shift, even partially, from one production to another.



<sup>15</sup> Equation (6) assumes that output and variable input prices, as well as family labour endowments, are kept constant. One easily shows that the equilibrium land rental price is an increasing function of output prices and as a result, that an output price support policy also capitalizes, at least partially, into land prices.

<sup>16</sup> This assumption does not alter our findings regarding the modelling of the SPS. When unit values of SFP entitlements differ among farmers, we have to consider as many entitlement rental prices as agricultural producers. However one shows that equilibrium entitlement rental prices then verify  $b_i - v_i = d \geq 0$ , where  $d$  is a non-negative common value, whatever the farmer  $i$  (intuitively, this occurs to exhaust arbitration possibilities, i.e., the possibility for a farmer say 1 to make a gain by selling his equilibrium entitlement demand and buying the same quantity from another farmer say  $k$  in a situation where  $v_1 - b_1 > v_k - b_k$ ). All the results derived in the text remain valid since, as we will show, what matters in behavioural and equilibrium equations is the difference  $b_i - v_i$  for all farmers  $i$ .

<sup>17</sup> The analysis excludes the uninteresting case where the land rental price is so high that the marginal profit of the first hectare is lower than the land rental price. In other words, as previously noted, we only consider the case where  $h_i > 0$ .

<sup>18</sup> A farmer will be said over endowed (respectively under endowed) when his initial endowment in entitlements is strictly higher (lower) than the number of hectares he would demand under a zero support regime.

<sup>19</sup> Farmer 1 gains area  $AFHG = AFJG + JFH$  and loses area  $IFHLK = IJLK + JFH$ .

<sup>20</sup>  $n_1^{0(2)} - h_1^{s(2)} = h_2^{s(2)} - n_2^{0(2)}$  since  $n_1^{0(2)} + n_2^{0(2)} = N^{0(2)} = H^{s(2)} = h_1^{s(2)} + h_2^{s(2)}$ .

---

<sup>21</sup> The threshold  $\tilde{G}$  correspond to the number of hectares that are demanded for idling under GAECs in a policy regime where income support is granted through direct aids per hectare of unit amount  $b$  and production is not required.