



An iterative frequency-sweeping approach for stability analysis of linear systems with multiple delays

Xu-Guang Li, Silviu-Iulian Niculescu, Arben Cela

► To cite this version:

Xu-Guang Li, Silviu-Iulian Niculescu, Arben Cela. An iterative frequency-sweeping approach for stability analysis of linear systems with multiple delays. IMA Journal of Mathematical Control and Information, 2019, 36 (02), pp.379-398. 10.1093/imamci/dnx050 . hal-02281960

HAL Id: hal-02281960

<https://hal.science/hal-02281960>

Submitted on 9 Mar 2021

HAL is a multi-disciplinary open access archive for the deposit and dissemination of scientific research documents, whether they are published or not. The documents may come from teaching and research institutions in France or abroad, or from public or private research centers.

L'archive ouverte pluridisciplinaire **HAL**, est destinée au dépôt et à la diffusion de documents scientifiques de niveau recherche, publiés ou non, émanant des établissements d'enseignement et de recherche français ou étrangers, des laboratoires publics ou privés.

An iterative frequency-sweeping approach for stability analysis of linear systems with multiple delays

XU-GUANG LI*

School of Information Science and Engineering, Northeastern University,
11, Wenhua Road Lane 3, Heping District, Shenyang, Liaoning 110819, China

*Corresponding author: masdanlee@163.com

SILVIU-IULIAN NICULESCU

Laboratoire des Signaux et Systèmes (L2S, UMR CNRS 8506), CNRS-CentraleSupélec-Université
Paris-Sud, 3, rue Joliot Curie, Gif-Sur-Yvette 91192, France
Silviu.Niculescu@l2s.centralesupelec.fr

AND

ARBEN ÇELA

Department of Computer Science and Telecommunication, UPE, ESIEE Paris,
2 Boulevard Blaise Pascal, 93162 Noisy-Le-Grand, France
a.cela@esiee.fr

[Received on 02 June 2017; revised on 29 August 2017; accepted on 13 October 2017]

In this article, we study the stability of linear systems with multiple (incommensurate) delays, by extending a recently proposed *frequency-sweeping approach*. First, we consider the case where only one delay parameter is free while the others are fixed. The complete stability w.r.t. the free delay parameter can be systematically investigated by proving an appropriate invariance property. Next, we propose an *iterative frequency-sweeping approach* to study the stability under any given multiple delays. Moreover, we may effectively analyse the asymptotic behaviour of the critical imaginary roots (if any) w.r.t. each delay parameter, which provides a possibility for stabilizing the system through adjusting the delay parameters. The approach is simple (graphical test) and can be applied systematically to the stability analysis of linear systems including multiple delays. A deeper discussion on its implementation is also proposed. Finally, various numerical examples complete the presentation.

Keywords: time-delay systems; multiple delays; stability; invariance property; frequency-sweeping.

1. Introduction

In this article, we consider the following linear time-delay system with multiple delay parameters

$$\dot{x}(t) = Ax(t) + \sum_{\ell=1}^L B_{\ell}x(t - \tau_{\ell}), \quad (1.1)$$

where A and B_{ℓ} are constant matrices with compatible dimensions; $\tau_{\ell} \geq 0$, $\ell = 1, \dots, L$, are independent delay parameters (L denotes the number of delay parameters). The delay combination may be expressed by a vector $\vec{\tau} = (\tau_1, \dots, \tau_L)$.

The stability of time-delay system (1.1) has been largely investigated in the literature, see e.g., a survey paper Sipahi *et al.* (2011), or the books Michiels & Niculescu (2014) and Niculescu (2001), and the references therein.

In the literature, in the framework of the so-called parameter-based approach, the stability problems for time-delay systems may be roughly divided in two categories: the τ -decomposition problem (Lee & Hsu, 1969) and the D -decomposition problem (Neimark, 1949). For the former the delays are treated as free parameters, while for the latter some system/controller parameters are considered free (the delays are all fixed). For further discussions on such topics, we refer to Michiels & Niculescu (2014) and the references therein. The problem considered in this article belongs to the so-called τ -decomposition problem.

We start by recalling some of the existing results for the systems with single delay parameter.

If $L = 1$, the system (1.1) reduces to the form

$$\dot{x}(t) = Ax(t) + Bx(t - \tau), \quad (1.2)$$

where B is a constant matrix and τ is the delay parameter. The characteristic function for the system (1.2) is $\det(\lambda I - A - Be^{-\tau\lambda})$, where I is the identity matrix of appropriate dimensions.

If the delay parameters of system (1.1) are commensurate, the system can be expressed in the form

$$\dot{x}(t) = Ax(t) + \sum_{\ell=1}^L B_{\ell}x(t - \ell\tau), \quad (1.3)$$

with the single delay parameter τ . The characteristic function for system (1.3) writes as $\det(\lambda I - A - \sum_{\ell=1}^L B_{\ell}e^{-\ell\tau\lambda})$.

For the time-delay systems (1.2) and (1.3), the corresponding characteristic functions involve only one delay parameter (this is a major distinction with the multiple-delay system (1.1)). In such a case, the complete stability problem¹ was systematically solved by the frequency-sweeping approach recently proposed in Li *et al.* (2015). The core result lies in that the *invariance property* concerning the asymptotic behaviour of the critical imaginary roots (CIRs) w.r.t. the infinitely many positive critical delays (CDs) was proved. It is worth mentioning that one of the main difficulties in analysing the complete stability lies in the characterization and the corresponding classification of the case with multiple characteristic roots on the imaginary axis. In the case where the delays are not commensurate, further discussions on characterizing multiple characteristic roots on the imaginary axis as well as related properties can be found in Boussaada & Niculescu (2016a,b).

However, the stability problem for the multiple-delay system (1.1) is much more complicated and may have some unexpected dynamic behaviour (for instance, the delay interference phenomenon, see Michiels & Niculescu, 2007). Roughly speaking, to the best of the authors' knowledge, the existing studies for the multiple-delay system (1.1) can be categorized into two classes:

(i) One class of studies focus on finding the *stability crossing set (SCS)* in the *delay parameter space*.² For a class of time-delay systems without cross-terms in the characteristic functions, the SCSs for the case

¹ Roughly speaking, the complete stability problem refers to finding exhaustively the stability interval(s) for the delay parameter τ along the whole τ -axis $\tau \in [0, \infty)$.

² A system has CIRs iff the delay parameters lie in the SCS.

$L = 2$ and for the case $L = 3$ are reported in [Gu *et al.* \(2005\)](#) and [Gu & Naghnaeian \(2011\)](#), respectively. Moreover, the geometric structure of the corresponding two- and three-dimensional SCSs are studied in detail. An extension to the two-delay case with one cross-term in the characteristic function was reported later in [Naghnaeian & Gu \(2013\)](#). By using some different arguments (based on the properties of the Rekasius transformation), another important series of results have been reported in, e.g., [Sipahi & Delice \(2009\)](#), [Sipahi & Delice \(2011\)](#) and [Sipahi & Olgac \(2006\)](#) on obtaining the SCSs (also called potential stability switching curves in these references). The methods are now applicable to general linear time-delay systems.

In our opinion, the main advantage of the above class of studies is that the corresponding SCS in the case $L = 2$ or 3 may be visualized by a two- or three-dimensional figure, from which we may intuitively analyse the stability. If $L > 3$, a visualization of the SCS is difficult. In some cases (coupling small with large delays), some visualization was also proposed in the case of four delays describing immune dynamics in leukaemia (see e.g., [Niculescu *et al.*, \(2010\)](#)).

(ii) Another class of methods concentrate on counting the number of unstable roots under a given delay vector $\vec{\tau}$. The idea lies in applying the argument principle to the corresponding characteristic function. An advantage of this class of studies is that the number of the delays L is allowed to be any large. A representative conclusion can be found in [Stépán \(1979, 1989\)](#), known as the Stépán's formula. Other interesting results in the same spirit can also be found in, e.g., [Hassard \(1997\)](#), [Hu & Liu \(2007\)](#) and [Vyhlídal & Zitek \(2009\)](#).

However, when the system has CIRs, it is difficult to adopt the above two classes of methodologies to analyse the asymptotic behaviour of the CIRs. The difficulty is mainly related to the treatment of the case with multiple and/or degenerate CIRs. The asymptotic behaviour analysis is of practical and theoretical importance, especially when L is large. When CIRs appear for a given $\vec{\tau}$, we usually want to know if there is a delay vector near $\vec{\tau}$ such that the system is asymptotically stable. If so, we will further consider how to find such a delay vector.

From the above discussions, we see that there is still much room for the stability analysis of linear systems with multiple (incommensurate) delays, which motivates the work of this article.

A straightforward idea is to extend the mathematical results for asymptotic behaviour analysis of the single-delay problem (proposed in [Li *et al.*, \(2015\)](#)) to the multiple-delay problem. However, to the best of the authors' knowledge, such an extension is rather difficult as the asymptotic behaviour analysis for multiple-parameter problems has remained open in mathematics.³

In this article, we will propose an 'indirect' yet effective approach, called the *iterative frequency-sweeping approach*. The core of this approach is an important property to be proved in this article: If the multiple-delay system (1.1) has only one free delay parameter (the other ones are fixed), the effect of a CIR's asymptotic behaviour on the stability w.r.t. its infinitely many positive CDs is invariant. This *invariance property* is generalized from the one confirmed in [Li *et al.* \(2015\)](#) for the systems with commensurate delays. To the best of the authors' knowledge, such a result was not proposed in the open literature and it gives insights in understanding the way multiple delays may affect the stability property. As mentioned in the single-delay case, one of the main difficulties of the complete characterization of the stability is related to the asymptotic behaviour analysis of the multiple and/or degenerate CIRs. The invariance property is essential for overcoming this difficulty.

³ Some results for specific two-free-parameter problems can be found in, e.g., Section 6.2.1 of [Arnold *et al.* \(2012\)](#), [Beringer & Richard-Jung \(2003\)](#) and [Soto & Vicente \(2011\)](#). For more general problems, the analysis will become much more complicated and no general result has been reported so far.

With the invariance property, we may study the complete stability w.r.t. any delay parameter τ_ℓ through some simple and quite effective *frequency-sweeping test*. Furthermore, for any given delay combination $\vec{\tau}^\#$, we may accurately compute the number of unstable roots by using L times frequency-sweeping tests in an appropriate iterative manner. Moreover, if the multiple-delay system (1.1) has CIRs, we may easily analyse the asymptotic behaviour of the CIRs w.r.t. each delay parameter from the frequency-sweeping curves (FSCs). As a consequence, we know if a stabilizing delay combination exists near $\vec{\tau}^\#$ and how to find it (if it exists).

Finally, we propose an algorithm for a class of multiple-delay systems such that the stability may be automatically analysed by a single computer program. In our opinion, such an algorithm is easy to understand, to implement, and to apply, as illustrated by some examples taken from the open literature.

The rest part of article is organized as follows. Some preliminaries are reviewed in Section 2. In Section 3, the complete stability of a linear time-delay system including multiple delays with single free delay is analysed. In Section 4, an approach is presented for computing the number of unstable roots for a linear system with any combination of multiple delays. Numerical examples are given in Section 5. In Section 6, an algorithm for automatic stability analysis for a class of multiple-delay systems is proposed. Finally, in Section 7, some concluding remarks end the article.

Notations: In the sequel, \mathbb{R} (\mathbb{R}_+) denotes the set of (positive) real numbers and \mathbb{C} is the set of complex numbers; \mathbb{C}_- and \mathbb{C}_+ denote respectively the left half-plane and right half-plane in \mathbb{C} ; \mathbb{C}_0 is the imaginary axis and $\partial\mathbb{D}$ is the unit circle in \mathbb{C} ; \mathbb{Z} , \mathbb{N} , and \mathbb{N}_+ are the sets of integers, non-negative integers and positive integers, respectively. ε is a sufficiently small positive real number. Next, I is the identity matrix and $\vec{0} = (0, \dots, 0)$ of appropriate dimensions. For $\gamma \in \mathbb{R}$, $\lceil \gamma \rceil$ denotes the smallest integer greater than or equal to γ . Finally, $\det(\cdot)$ denotes the determinant of its argument.

2. Preliminaries

The characteristic function of time-system (1.1) is

$$f(\lambda, \vec{\tau}) = \det \left(\lambda I - A - \sum_{\ell=1}^L B_\ell e^{-\tau_\ell \lambda} \right),$$

which is a quasipolynomial.

For a non-zero delay vector $\vec{\tau}$, the characteristic equation $f(\lambda, \vec{\tau}) = 0$ has an infinite number of roots, i.e., the time-system (1.1) has an infinite number of characteristic roots. Time-delay system (1.1) is asymptotically stable if and only if all the characteristic roots lie in the open left half-plane \mathbb{C}_- , see e.g., Hale & Verduyn Lunel (1993) and Michiels & Niculescu (2014) for more comprehensive explanation.

Throughout this article, we denote by $NU(\vec{\tau})$ the number of characteristic roots in the open right half-plane \mathbb{C}_+ for system (1.1) in the presence of a delay vector $\vec{\tau}$. Clearly, the time-delay system (1.1) is asymptotically stable if and only if $NU(\vec{\tau}) = 0$ and the system has no CIRs.

If at $\vec{\tau}^* = (\tau_1^*, \dots, \tau_L^*)$, $f(j\omega^*, \vec{\tau}^*) = 0$ ($\omega^* \in \mathbb{R}_+$, j is the imaginary unit, and such a pair $(j\omega^*, \vec{\tau}^*)$ is called a *critical pair*), then for all $\vec{\tau} = \vec{\tau}^* + (k_1, \dots, k_L) \frac{2\pi}{\omega^*}$ ($k_\ell \in \mathbb{Z}$ such that $\tau_\ell^* + k_\ell \frac{2\pi}{\omega^*} \geq 0$, $\ell = 1, \dots, L$), $f(j\omega^*, \vec{\tau}) = 0$. That is to say, a CIR $j\omega^*$ repeats infinitely many times as each τ_ℓ increases, with a periodicity $\frac{2\pi}{\omega^*}$.

REMARK 2.1 It is a common assumption that $\lambda = 0$ is not a characteristic root, otherwise the system can not be asymptotically stable for any $\vec{\tau}$.

Owing to the conjugate symmetry of the spectrum, it suffices to consider only the CIRs with nonnegative imaginary parts.

As mentioned in Section 1, the asymptotic behaviour analysis w.r.t. multiple free delay parameters is rather complicated (corresponding to an open mathematical problem). We will propose an iterative procedure: *Analysing the asymptotic behaviour w.r.t. one free delay each time.*

3. Complete stability w.r.t. one delay parameter

In this section, we study the case where $L - 1$ delay parameters among τ_1, \dots, τ_L are fixed and the remaining one is ‘free’. The objective is to study the complete stability of time-delay system (1) w.r.t. the remaining free delay parameter.

For simplicity, we adopt the following notation $\delta(\ell) = (\delta_1(\ell), \dots, \delta_L(\ell))$ with

$$\delta_i(\ell) = \begin{cases} 0, & \text{if } i \neq \ell, \\ 1, & \text{if } i = \ell. \end{cases}$$

Then, $\vec{\tau} = \sum_{\ell=1}^L \tau_\ell \delta(\ell)$.

Suppose τ_χ ($\chi \in \{1, \dots, L\}$) is the free parameter and the other $L - 1$ fixed delay parameters are $\tau_\ell^\#$ ($\ell \neq \chi$). In this scenario, $\vec{\tau}$ can be expressed as $\vec{\tau} = \tau_\chi \delta(\chi) + F_\chi$, with $F_\chi = \sum_{\ell \neq \chi} \tau_\ell^\# \delta(\ell)$.

For instance, in the case $L = 4$, suppose $\tau_1 = \tau_1^\#, \tau_3 = \tau_3^\#, \text{ and } \tau_4 = \tau_4^\#$ are fixed, while τ_2 is the free delay parameter. We may express $\vec{\tau} = (\tau_1^\#, \tau_2, \tau_3^\#, \tau_4^\#)$ as $\vec{\tau} = \tau_2 \delta(2) + F_2$ with $F_2 = (\tau_1^\#, 0, \tau_3^\#, \tau_4^\#)$ and $\delta(2) = (0, 1, 0, 0)$.

We study the stability of time-delay system (1.1) w.r.t. τ_χ along the whole non-negative τ_χ -axis, i.e., the *complete stability problem* w.r.t. the *delay parameter* τ_χ . More precisely, we will keep track of the number of unstable roots, denoted by $NU_{F_\chi}(\tau_\chi)$, for $\tau_\chi \in [0, +\infty)$.

In this context, the characteristic function $f(\lambda, \vec{\tau})$ can be rewritten as

$$f(\lambda, \tau_\chi, F_\chi) = \sum_{i=0}^{q_\chi} \tilde{a}_{\chi i}(\lambda) e^{-i\tau_\chi \lambda}, \quad (3.1)$$

where $\tilde{a}_{\chi i}$ ($i = 0, \dots, q_\chi$) are polynomials in λ and $e^{-\tau_\ell^\# \lambda}$ ($\ell \in \{1, \dots, L\}, \ell \neq \chi$) with real coefficients.

Furthermore, the expression (3.1) can be viewed as a polynomial of $e^{-\tau_\chi \lambda}$ where $\tilde{a}_{\chi 0}(\lambda), \dots, \tilde{a}_{\chi q_\chi}(\lambda)$ are treated as the coefficient functions. We introduce the following two-variable polynomial expression of $f(\lambda, \tau_\chi, F_\chi)$:

$$p(\lambda, z_\chi, F_\chi) = \sum_{i=0}^{q_\chi} \tilde{a}_{\chi i}(\lambda) z_\chi^i, \quad (3.2)$$

where

$$z_\chi = e^{-\tau_\chi \lambda}.$$

REMARK 3.1 The coefficient functions $\tilde{a}_{\chi i}(\lambda)$ ($i = 1, \dots, q_\chi$) of (3.1) as well as (3.2) are independent of τ_χ .

The detection of the CIRs and the CDs for $f(\lambda, \tau_\chi, F_\chi) = 0$ amounts in detecting the critical pairs (λ, z_χ) ($\lambda \in \mathbb{C}_0$ and $z_\chi \in \partial\mathbb{D}$) for $p(\lambda, z_\chi, F_\chi) = 0$.

Without any loss of generality, suppose that there exist u critical pairs for $p(\lambda, z_\chi, F_\chi) = 0$ denoted by $(\lambda_{\chi,0} = j\omega_{\chi,0}, z_{\chi,0}), (\lambda_{\chi,1} = j\omega_{\chi,1}, z_{\chi,1}), \dots, (\lambda_{\chi,u-1} = j\omega_{\chi,u-1}, z_{\chi,u-1})$ with $0 < \omega_{\chi,0} \leq \omega_{\chi,1} \leq \dots \leq \omega_{\chi,u-1}$.

Once all the critical pairs $(\lambda_{\chi,\alpha}, z_{\chi,\alpha}), \alpha = 0, \dots, u-1$, are found, all the critical pairs (λ, τ_χ) for $f(\lambda, \tau_\chi, F_\chi) = 0$ can be obtained: For each CIR $\lambda_{\chi,\alpha}$, the corresponding (infinitely many) CDs are given by $\tau_{\chi,\alpha,k} \triangleq \tau_{\chi,\alpha,0} + \frac{2k\pi}{\omega_{\chi,\alpha}}, k \in \mathbb{N}, \tau_{\chi,\alpha,0} \triangleq \min\{\tau \geq 0 : e^{-\tau\lambda_{\chi,\alpha}} = z_{\chi,\alpha}\}$. The pairs $(\lambda_{\chi,\alpha}, \tau_{\chi,\alpha,k}), k \in \mathbb{N}$, define a set of critical pairs associated with $(\lambda_{\chi,\alpha}, z_{\chi,\alpha})$.

REMARK 3.2 According to the root continuity argument, if the time-delay system (1.1) has no CIRs for all $\tau_\chi \geq 0$, $NU(\tau_\chi \delta(\chi) + F_\chi) = NU(F_\chi)$ for all $\tau_\chi > 0$.

3.1. Asymptotic behaviour of a critical pair

An essential step for the stability analysis is to address the asymptotic behaviour of a critical pair $(\lambda_{\chi,\alpha}, \tau_{\chi,\alpha,k})$. Since the CIR may be multiple and split as τ_χ increases near a positive CD, we now introduce a general notation to describe the asymptotic behaviour for a critical pair $(\lambda_{\chi,\alpha} = j\omega_{\chi,\alpha}, \tau_{\chi,\alpha,k})$ (provided F_χ is given)

$$\Delta NU_{\lambda_{\chi,\alpha}}^{F_\chi}(\tau_{\chi,\alpha,k}) \triangleq NU((\tau_{\chi,\alpha,k} + \varepsilon)\delta(\chi) + F_\chi) - NU((\tau_{\chi,\alpha,k} - \varepsilon)\delta(\chi) + F_\chi),$$

which stands for the change in $NU(\vec{\tau})$ caused by the variation of the CIR $\lambda_{\chi,\alpha}$ as τ_χ increases from $\tau_{\chi,\alpha,k} - \varepsilon$ to $\tau_{\chi,\alpha,k} + \varepsilon$, i.e., the asymptotic behaviour of the CIR $\lambda_{\chi,\alpha}$ at a positive CD $\tau_{\chi,\alpha,k}$.

The value of $\Delta NU_{\lambda_{\chi,\alpha}}^{F_\chi}(\tau_{\chi,\alpha,k})$ can be calculated by invoking the associated Puiseux series. One may refer to Chapter 4 of Li et al. (2015) for a general algorithm for invoking the Puiseux series. At this stage, it is interesting to see that the work of invoking the Puiseux series may be replaced by a graphical (frequency-sweeping) test, which will be presented later in this article.

In order to analyse the complete stability, we need to specifically address the situation as τ_χ increases from 0 to $+\varepsilon$. In other words, we need to know $NU(F_\chi + \varepsilon\delta(\chi))$. Similarly to Theorem 5.1 in Li et al. (2015), we have the following:

THEOREM 3.1 If the time-delay system (1.1) has no CIRs when $\tau_\chi = 0$, $NU(F_\chi + \varepsilon\delta(\chi)) = NU(F_\chi)$. Otherwise, $NU(F_\chi + \varepsilon\delta(\chi)) - NU(F_\chi)$ equals to the number of the values in \mathbb{C}_+ of the Puiseux series for all the corresponding CIRs when $\tau_\chi = 0$ with $\Delta\tau_\chi = +\varepsilon$.

Proof. If F_χ is zero vector, the system has finitely many characteristic roots when $\tau_\chi = 0$. As τ_χ increases to a sufficiently small positive number $+\varepsilon$, infinitely many new characteristic roots appear at the far left of the complex plane while the original (finitely many) characteristic roots change continuously w.r.t. τ_χ . If F_χ is a non-zero vector, all the (infinitely many) characteristic roots change continuously as τ_χ increases from 0 to $+\varepsilon$.

Thus, if the system has no CIRs when $\tau_\chi = 0$, it is trivial to know that $NU(F_\chi + \varepsilon\delta(\chi)) - NU(F_\chi) = 0$. Otherwise, the value of $NU(F_\chi + \varepsilon\delta(\chi)) - NU(F_\chi)$ is determined by the asymptotic behaviour of the corresponding CIRs, which can be explicitly analysed through the Puiseux series (as stated in Theorem 3.1). \square

3.2. Frequency-sweeping curves (FSCs)

Under a given F_χ , the FSCs for time-delay system (1.1) are obtained by the following procedure.

Frequency-sweeping curves (FSCs): Sweep $\omega \geq 0$ and for each $\lambda = j\omega$ we have q_χ solutions of z_χ such that $p(\lambda, z_\chi, F_\chi) = 0$ (denoted by $z_{\chi,1}(j\omega), \dots, z_{\chi,q_\chi}(j\omega)$). In this way, we obtain q_χ FSCs $\Gamma_{\chi,i}(\omega) : |z_{\chi,i}(j\omega)|$ vs. $\omega, i = 1, \dots, q_\chi$. For simplicity, we denote by \mathfrak{S}_1 the line parallel to the abscissa axis with ordinate equal to 1. If $(\lambda_{\chi,\alpha} = j\omega_{\chi,\alpha}, \tau_{\chi,\alpha,k})$ are a set of critical pairs, some FSCs intersect \mathfrak{S}_1 at $\omega = \omega_{\chi,\alpha}$.

It is straightforward to see that all the CIRs and the CDs can be detected by the FSCs (more precisely, the intersection of the FSCs and the line \mathfrak{S}_1). We now address the asymptotic behaviour of the FSCs (such an idea was proposed and largely discussed in Li *et al.*, 2015).

For a set of critical pairs $(\lambda_{\chi,\alpha} = j\omega_{\chi,\alpha}, \tau_{\chi,\alpha,k})$ (as usually assumed, $\lambda_{\chi,\alpha} \neq 0$), there must exist some FSCs such that $z_{\chi,i}(j\omega_{\chi,\alpha}) = z_{\chi,\alpha} = e^{-\tau_{\chi,\alpha,k} j\omega_{\chi,\alpha}}$ intersecting \mathfrak{S}_1 when $\omega = \omega_{\chi,\alpha}$. Among these FSCs, we denote the number of those above \mathfrak{S}_1 when $\omega = \omega_{\chi,\alpha} + \varepsilon$ ($\omega = \omega_{\chi,\alpha} - \varepsilon$) by $NF_{z_{\chi,\alpha}}^{F_\chi}(\omega_{\chi,\alpha} + \varepsilon)$ ($NF_{z_{\chi,\alpha}}^{F_\chi}(\omega_{\chi,\alpha} - \varepsilon)$).

We now introduce the notation $\Delta NF_{z_{\chi,\alpha}}^{F_\chi}(\omega_{\chi,\alpha})$ as defined below

$$\Delta NF_{z_{\chi,\alpha}}^{F_\chi}(\omega_{\chi,\alpha}) \triangleq NF_{z_{\chi,\alpha}}^{F_\chi}(\omega_{\chi,\alpha} + \varepsilon) - NF_{z_{\chi,\alpha}}^{F_\chi}(\omega_{\chi,\alpha} - \varepsilon).$$

REMARK 3.3 It is a useful property that $\Delta NF_{z_{\chi,\alpha}}^{F_\chi}(\omega_{\chi,\alpha})$ is invariant w.r.t. different CDs. Moreover, the value of $\Delta NF_{z_{\chi,\alpha}}^{F_\chi}(\omega_{\chi,\alpha})$ may be easily obtained graphically (by observing how the corresponding FSCs intersect \mathfrak{S}_1): it equals to the number change of the corresponding FSCs above \mathfrak{S}_1 when $\omega = \omega_{\chi,\alpha} + \varepsilon$ and $\omega = \omega_{\chi,\alpha} - \varepsilon$. For instance, for a set of critical pairs $(\lambda_{\chi,\alpha} = j\omega_{\chi,\alpha}, \tau_{\chi,\alpha,k})$, suppose that there exists one and only one FSC such that $z_{\chi,i}(j\omega_{\chi,\alpha}) = z_{\chi,\alpha} = e^{-\tau_{\chi,\alpha,k} j\omega_{\chi,\alpha}}$ and that as ω increases near $\omega_{\chi,\alpha}$ the FSC intersects \mathfrak{S}_1 from above to below. Then, $NF_{z_{\chi,\alpha}}^{F_\chi}(\omega_{\chi,\alpha} + \varepsilon) = 0$, $NF_{z_{\chi,\alpha}}^{F_\chi}(\omega_{\chi,\alpha} - \varepsilon) = 1$ and hence $\Delta NF_{z_{\chi,\alpha}}^{F_\chi}(\omega_{\chi,\alpha}) \triangleq NF_{z_{\chi,\alpha}}^{F_\chi}(\omega_{\chi,\alpha} + \varepsilon) - NF_{z_{\chi,\alpha}}^{F_\chi}(\omega_{\chi,\alpha} - \varepsilon) = 0 - 1 = -1$. This is the case to be seen in Example 5.1.

3.3. Invariance property

We are now in a position to present the result concerning the invariance property of the asymptotic behaviour w.r.t. the free delay parameter τ_χ for time-delay system (1.1).

THEOREM 3.2 For a CIR $\lambda_{\chi,\alpha}$ of time-delay system (1.1) with given F_χ , $\Delta NU_{\lambda_{\chi,\alpha}}^{F_\chi}(\tau_{\chi,\alpha,k})$ is a constant $\Delta NF_{z_{\chi,\alpha}}^{F_\chi}(\omega_{\chi,\alpha})$ for all $\tau_{\chi,\alpha,k} > 0$.

The proof is given in the Appendix.

3.4. Ultimate stability

With the above invariance property, we now address the *ultimate stability* issue (i.e., the system stability as $\tau_\chi \rightarrow \infty$).

PROPERTY 3.1 For all $i = 1, \dots, q_\chi$, it follows that $|z_{\chi,i}(j\omega)| \rightarrow \infty$ as $\omega \rightarrow \infty$.

Proof. As the time-system (1.1) is of retarded type and $|e^i| = 1$ for any purely imaginary number i , we have

$$\lim_{\omega \rightarrow \infty} \frac{\tilde{a}_{\chi i}(j\omega)}{\tilde{a}_{\chi 0}(j\omega)} = 0, i = 1, \dots, q_\chi.$$

The proof is now complete according to (3.2). \square

A critical frequency $\omega_{\chi, \alpha}$ is called a crossing (touching) frequency for an FSC $\Gamma_{\chi, i}(\omega)$, if $\Gamma_{\chi, i}(\omega)$ crosses (touches without crossing) \Im_1 as ω increases near $\omega = \omega_{\chi, \alpha}$.

With the notions above, we have the following results.

THEOREM 3.3 If the FSCs $\Gamma_{\chi, i}(\omega)$, $i = 1, \dots, q_\chi$, have a crossing frequency, there exists a τ_χ^* such that the time-delay system (1.1) is unstable for all $\tau_\chi > \tau_\chi^*$ and $\lim_{\tau_\chi \rightarrow \infty} NU(\tau_\chi \delta(\chi) + F_\chi) = \infty$.

THEOREM 3.4 A time-delay system (1.1) with given F_χ must belong to the following three types:

Type 1: The system has a crossing frequency and $\lim_{\tau_\chi \rightarrow \infty} NU(\tau_\chi \delta(\chi) + F_\chi) = \infty$;

Type 2: The system has neither crossing frequencies nor touching frequencies and $NU(\tau_\chi \delta(\chi) + F_\chi) = NU(F_\chi)$ for all $\tau_\chi > 0$;

Type 3: The system has touching frequencies but no crossing frequencies and $NU(\tau_\chi \delta(\chi) + F_\chi)$ is a constant for all τ_χ other than the CDs.

Following the line of Theorems 9.1 and 9.2 in Li *et al.* (2015), we may prove Theorems 3.3 and 3.4 in light of Property 3.1.

3.5. Explicit computation of number of unstable roots

Assume that $NU(F_\chi)$ is known (this value can be obtained by the procedure to be given in the next section). We now show that $NU(\tau_\chi \delta(\chi) + F_\chi)$ can be expressed as an explicit function of τ_χ .

For each CIR $\lambda_{\chi, \alpha}$, we may choose any positive CD $\tau_{\chi, \alpha, k}$ to compute $\Delta NU_{\lambda_{\chi, \alpha}}^{F_\chi}(\tau_{\chi, \alpha, k})$ (the value is denoted by $U_{\lambda_{\chi, \alpha}}$), through invoking the Puiseux series. Alternatively, we may directly have that $U_{\lambda_{\chi, \alpha}} = \Delta NF_{\lambda_{\chi, \alpha}}^{F_\chi}(\omega_{\chi, \alpha})$ from the FSCs, according to Theorem 3.2.

In the light of the invariance property, the explicit expression of $NU(\tau_\chi \delta(\chi) + F_\chi)$ is as follows:

THEOREM 3.5 For time-delay system (1.1) and for any τ_χ which is not a CD, it follows that

$$NU(\tau_\chi \delta(\chi) + F_\chi) = NU(\varepsilon \delta(\chi) + F_\chi) + \sum_{\alpha=0}^{u-1} NU_{\chi, \alpha}(\tau_\chi),$$

$$\text{where } NU_{\chi, \alpha}(\tau_\chi) = \begin{cases} 0, \tau < \tau_{\chi, \alpha, 0}, \\ 2U_{\lambda_{\chi, \alpha}} \left[\frac{\tau_\chi - \tau_{\chi, \alpha, 0}}{2\pi/\omega_{\chi, \alpha}} \right], \tau > \tau_{\chi, \alpha, 0}, \end{cases} \quad \text{if } \tau_{\chi, \alpha, 0} \neq 0,$$

$$\begin{cases} 0, \tau < \tau_{\chi, \alpha, 1}, \\ 2U_{\lambda_{\chi, \alpha}} \left[\frac{\tau_\chi - \tau_{\chi, \alpha, 1}}{2\pi/\omega_{\chi, \alpha}} \right], \tau > \tau_{\chi, \alpha, 1}, \end{cases} \quad \text{if } \tau_{\chi, \alpha, 0} = 0.$$

We can now systematically solve the complete stability w.r.t. the free delay parameter τ_χ . The system is asymptotically stable if and only if τ_χ lies in the interval(s) with $NU(\tau_\chi \delta(\chi) + F_\chi) = 0$ excluding the CDs. The ultimate stability is known according to Theorems 3.3 and 3.4.

4. Stability analysis for any given delay vector

We now study the stability of time-delay system (1.1) for any given delay vector $\vec{\tau}^\# = (\tau_1^\#, \dots, \tau_L^\#)$. Based on the results of Section 3, an *iterative frequency-sweeping approach* is given below.

An Iterative Frequency-Sweeping Approach

Step 0: Set $\chi = 1$ and $F_1 = (0, \dots, 0)$.

Step 1: Compute $NU(F_\chi + \varepsilon \delta(\chi))$ by Theorem 3.1.

Step 2: Generate the FSCs corresponding to $p(\lambda, \tau_\chi, F_\chi) = 0$, denoted by $\Gamma_{\chi,i}(\omega), i = 1, \dots, q_\chi$. Following the results in Section 3, we can know $NU(F_\chi + \tau_\chi^\# \delta(\chi))$ and detect the CIRs (if any!).

Step 3: If $\chi < L$, let $\chi = \chi + 1$ and $F_\chi = F_{\chi-1} + \tau_{\chi-1}^\# \delta(\chi - 1)$. Return to Step 1.

(After running Steps 1–3 for the last time (i.e., when $\chi = L$), we know the value of $NU(\vec{\tau}^\#)$ and whether the system (1.1) has CIRs when $\vec{\tau} = \vec{\tau}^\#$).

Step 4: If the system has no CIRs when $\vec{\tau} = \vec{\tau}^\#$, skip to Step 5. Otherwise, generate the FSCs corresponding to $p(\lambda, \tau_\ell, F_\ell^\#) = 0$ with $F_\ell^\# = \sum_{\kappa \neq \ell} \tau_\kappa^\# \delta(\kappa)$, denoted by $\Gamma_{\ell,i}^\#(\omega), i = 1', \dots, q_\ell, \ell = 1, \dots, L$.⁴

(We may analyse the asymptotic behaviour of the CIRs when $\vec{\tau} = \vec{\tau}^\#$ w.r.t. each delay parameter $\tau_\ell, \ell = 1, \dots, L$, from the FSCs $\Gamma_{\ell,i}^\#(\omega), i = 1, \dots, q_\ell$. To be more precise, we can determine if increasing or decreasing a delay parameter τ_ℓ sufficiently near $\tau_\ell^\#$ may stabilize the system, according to Theorem 3.2. As a result, we know if there exists a $\vec{\tau}$ in a small neighbourhood of $\vec{\tau}^\#$, at which the system is asymptotically stable.)

Step 5: The procedure ends.

PROPOSITION 4.1 For time-delay system (1.1) and for any given delay vector $\vec{\tau}^\# = (\tau_1^\#, \dots, \tau_L^\#)$, the iterative frequency-sweeping approach allows to calculate $NU(\vec{\tau})$ with $\vec{\tau} = \vec{\tau}^\#$.

Proof. It is worth to mention that the invariance property guarantees that the stability characterization is complete w.r.t. any free delay parameter. After the first iteration (Steps 1–3 for the first time), we know the stability property for $\tau = (\tau_1^\#, 0, \dots, 0)$. Next, after the second iteration (Steps 1–3 for the second time), we know the stability property for $\tau = (\tau_1^\#, \tau_2^\#, 0, \dots, 0)$. In this iterative manner, we are able to examine the stability properties for the delay vectors $(\tau_1^\#, 0, \dots, 0), (\tau_1^\#, \tau_2^\#, 0, \dots, 0), (\tau_1^\#, \tau_2^\#, \tau_3^\#, 0, \dots, 0), \dots$. The iterative frequency-sweeping approach requires totally L iterations (one per independent delay parameter). Finally, as expected, after the last iteration (i.e., Steps 1–3 for the L -th time), we can determine the stability property for $\tau = \vec{\tau}^\# = (\tau_1^\#, \dots, \tau_L^\#)$. \square

⁴ We do not need to specifically generate the FSCs $\Gamma_{L,i}^\#(\omega)$ since they are exactly the FSCs obtained by Step 3 when $\chi = L$.

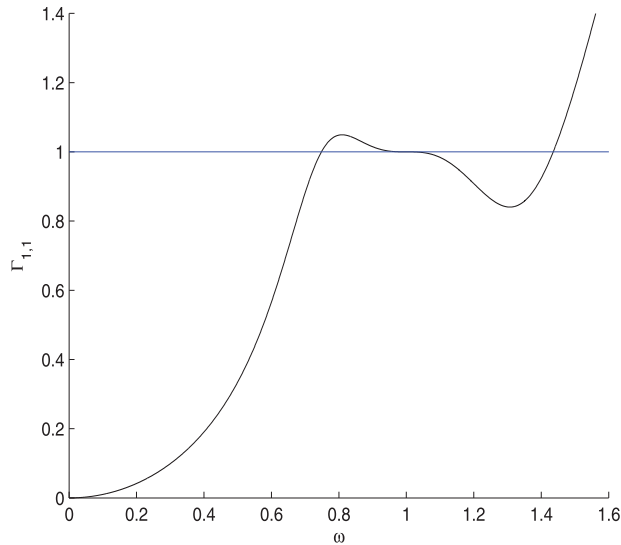


FIG. 1. FSC for Example 5.1.

REMARK 4.1 The above asymptotic behaviour analysis (by means of Step 4) is simple and effective. The effect of each delay parameter's asymptotic behaviour can be explicitly known. It should be pointed out that the asymptotic behaviour analysis w.r.t. all the L delay parameters (simultaneously) is very difficult (theoretically, it corresponds to some Puiseux series for $\Delta\lambda$ w.r.t. $\Delta\tau_1, \dots, \Delta\tau_L$), especially when L is large. However, as mentioned in Section 1, to the best of the authors' knowledge, no general tool has been reported for the multiple-parameter asymptotic behaviour analysis so far.

5. Numerical examples

We now give some illustrative examples concerning the properties as well as the results presented in this article.

EXAMPLE 5.1 (Invariance property) Consider a time-delay system involving two delay parameters τ_1 and τ_2 with the characteristic function

$$f(\lambda, \vec{\tau}) = e^{-(\tau_1 + \tau_2)\lambda} - (\lambda^6 - \lambda^4 + \lambda^2)e^{-\tau_2\lambda} - (\lambda^{10} - \lambda^8 + \lambda^6)e^{-\tau_1\lambda} + \lambda^{12}.$$

Suppose τ_2 is fixed as $\tau_2^\# = 2\pi$ and τ_1 is the free delay parameter. We here illustrate the invariance property.

The corresponding characteristic function can be expressed as $f(\lambda, \tau_1, F_1) = \tilde{a}_{10}(\lambda) + \tilde{a}_{11}(\lambda)e^{-\tau_1\lambda}$ with $\tilde{a}_{10}(\lambda) = \lambda^{12} - (\lambda^6 - \lambda^4 + \lambda^2)e^{-\tau_2^\#\lambda}$ and $\tilde{a}_{11}(\lambda) = e^{-\tau_2^\#\lambda} - (\lambda^{10} - \lambda^8 + \lambda^6)$.

At $\tau_1 = (2k + 1)\pi$, $\lambda = j$ is a CIR and, in particular, $\lambda = j$ is a triple CIR at $\tau_1 = \pi$ (it is simple at all $\tau_1 = (2k + 1)\pi, k \in \mathbb{N}_+$). According to Theorem 3.2, $\Delta NU_j^{F_1}((2k + 1)\pi) = \Delta NF_{-1}^{F_1}(1) = -1$ for all $k \in \mathbb{N}$, where $\Delta NF_{-1}^{F_1}(1)$ can be obtained from the FSC $\Gamma_{1,1}$ shown in Fig. 1.

To verify the result, we give the Puiseux series for the critical pair (j, π) :

$$\Delta\lambda = (0.2978 + 0.1019j)(\Delta\tau_1)^{\frac{1}{3}} + o((\Delta\tau_1)^{\frac{1}{3}})$$

and the Taylor series for the critical pairs $(j, (2k+1)\pi)$ (due to the limited space, we only give the results for $k=1$ and $k=2$):

$$\Delta\lambda = -0.1592j\Delta\tau_1 + 0.0253j(\Delta\tau_1)^2 + (-0.0113 + 0.0132j)(\Delta\tau_1)^3 + o((\Delta\tau_1)^3), k=1,$$

$$\Delta\lambda = -0.0796j\Delta\tau_1 + 0.0063j(\Delta\tau_1)^2 + (-0.0007 + 0.0006j)(\Delta\tau_1)^3 + o((\Delta\tau_1)^3), k=2.$$

It is worth mentioning that our result is consistent with the above series analysis. \square

EXAMPLE 5.2 (Complete stability) Consider a time-delay system with the characteristic function

$$f(\lambda, \vec{\tau}) = \lambda^4 + 2\lambda^2 + 3e^{-\tau_1\lambda} - 3e^{-\tau_2\lambda} + e^{-(\tau_1+\tau_2)\lambda}.$$

We study the complete stability w.r.t. τ_2 when τ_1 is fixed as $\tau_1^\# = 0.5$. First, when $\vec{\tau} = \vec{0}$, the system has four CIRs (both $+j$ and $-j$ are double CIRs). Owing to the conjugate symmetry of the spectrum, it suffices to consider the asymptotic behaviour of the CIR $+j$. Applying the method in Chapter 4 of Li *et al.* (2015), we have that the asymptotic behaviour of the CIR $+j$ w.r.t. τ_1 at $\vec{\tau} = \vec{0}$ corresponds to the Puiseux series $\Delta\lambda = (-j\Delta\tau_1)^{\frac{1}{2}} + o((\Delta\tau_1)^{\frac{1}{2}})$. Thus, in the light of Theorem 3.1, $NU((+\varepsilon, 0)) = +2$.

Next, through the FSC $\Gamma_{1,1}$ with $F_1 = (0, 0)$ (Fig. 2a), we have that $NU((0.5, 0)) = +2$ (two sets of critical pairs are obtained from Fig. 2(a): $(\lambda_{1,0} = j, \tau_{1,0,k} = 2k\pi)$ and $(\lambda_{1,1} = 1.9566j, \tau_{1,1,k} = 1.6056 + \frac{2k\pi}{1.9566})$). Finally, we generate the FSC $\Gamma_{2,1}$ with $F_2 = (0.5, 0)$ (Fig. 2(b)) and we have that the system has only one set of critical pairs: $(\lambda_{2,0} = j, \tau_{2,0,k} = 0.9443 + 2k\pi)$. According to Theorem 3.2, each time τ_2 increases near $\tau_{2,0,k}$, $\Delta NU_{\lambda_{2,0}}^{F_2}(\tau_{2,0,k}) = 0$. Thus, $NU((0.5, \tau_2)) = +2$ for all $\tau_2 \geq 0$ except at $\tau_2 = \tau_{2,0,k}$.

Finally, it is worth mentioning that the above analysis is consistent with the SCS, shown in Fig. 3. It is interesting to see that, in the three regions partitioned by the SCS in Fig. 3, the system has the same number of unstable roots. \square

EXAMPLE 5.3 (Stability analysis for a given delay vector) Consider the time-delay system in VII.B of Gu & Naghnaeian (2011) including three delays, with the characteristic function

$$f(\lambda, \vec{\tau}) = \lambda^3 + 3\lambda + 7 + (\lambda^2 + 3\lambda + 1)e^{-\tau_1\lambda} + (4\lambda + 3)e^{-\tau_2\lambda} + (\lambda^2 + \lambda + 0.1)e^{-\tau_3\lambda}.$$

In the sequel, our objective is to analyse the stability for a given delay vector $\vec{\tau}^\# = (0.3041, 1.7, 0.0504)$. As seen from Fig. 14 in Gu & Naghnaeian (2011), this $\vec{\tau}^\#$ corresponds to an intersecting point of the SCS. We now apply the procedure proposed in Section 4.

The first iteration (for $\chi = 1$, after Step 0) \Rightarrow

Step 1: $NU((+\varepsilon, 0, 0)) = 0$ according to Theorem 3.1 (when $\vec{\tau} = \vec{0}$, the characteristic roots are $-0.4457 \pm 3.1326j$ and -1.1087).

Step 2: We generate the FSC $\Gamma_{1,1}$ (Fig. 4(a)), from which we obtain two sets of critical pairs:

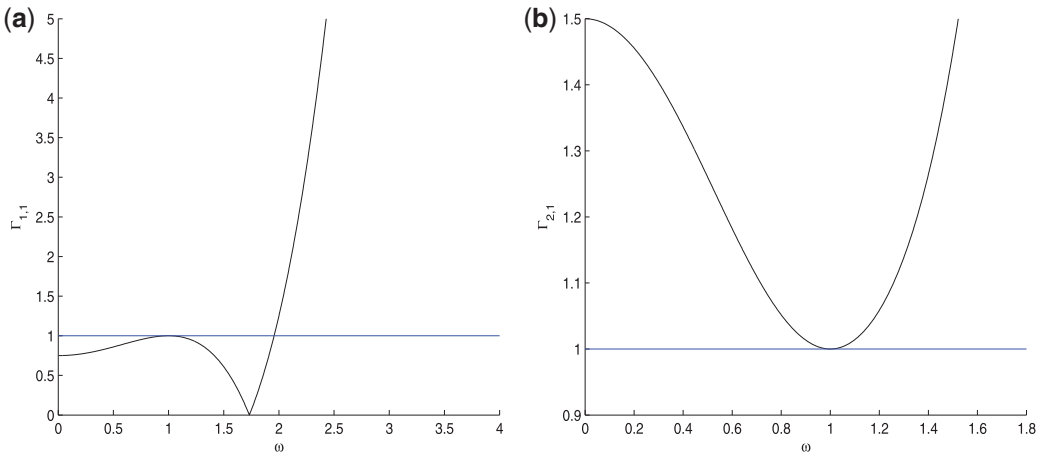
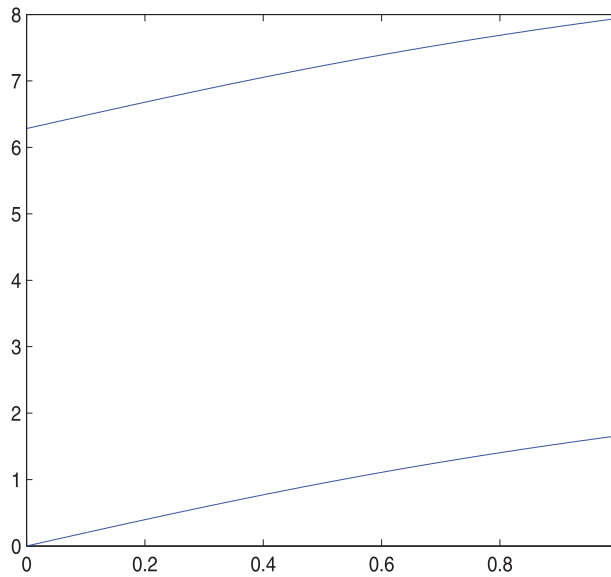
FIG. 2. FSCs for Example 5.2. (a) $\Gamma_{1,1}$. (b) $\Gamma_{2,1}$.

FIG. 3. Stability crossing set for Example 5.2.

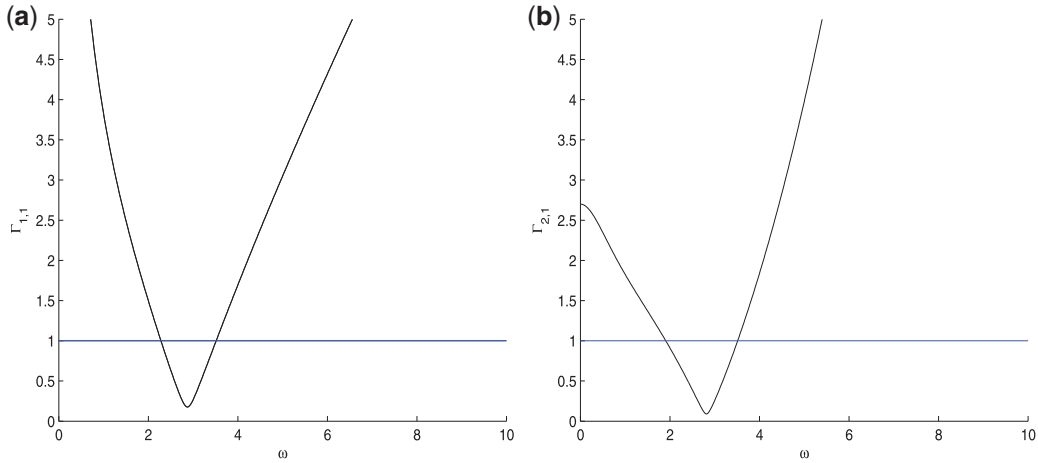
$(\lambda_{1,0} = 2.2819j, \tau_{1,0,k} = 1.9052 + \frac{2k\pi}{2.2819})$ and $(\lambda_{1,1} = 3.5160j, \tau_{1,1,k} = 0.2756 + \frac{2k\pi}{3.5160})$. We have that $NU((0.3041, 0, 0)) = +2$ and the system has no CIRs at $\vec{\tau} = (0.3041, 0, 0)$.

Step 3: Let $\chi = 2$ and go to Step 1.

The second iteration (for $\chi = 2$) \Rightarrow

Step 1: $NU((0.3041, +\varepsilon, 0)) = +2$ according to Theorem 3.1.

Step 2: We generate the FSC $\Gamma_{2,1}$ (Fig. 4(b)), from which we obtain two sets of critical pairs: $(\lambda_{2,0} = 1.9073j, \tau_{2,0,k} = 1.7471 + \frac{2k\pi}{1.9073})$ and $(\lambda_{2,1} = 3.5133j, \tau_{2,1,k} = 1.7577 + \frac{2k\pi}{3.5133})$. We have

FIG. 4. FSCs (a) $\Gamma_{1,1}$ and (b) $\Gamma_{2,1}$ for Example 5.3.

that $NU((0.3041, 1.7, 0)) = +2$ and the system has no CIRs at $\vec{\tau} = (0.3041, 1.7, 0)$.

Step 3: Let $\chi = 3$ and go to Step 1.

The third iteration (for $\chi = 3$) \Rightarrow

Step 1: $NU((0.3041, 1.7, +\varepsilon)) = +2$ according to Theorem 3.1.

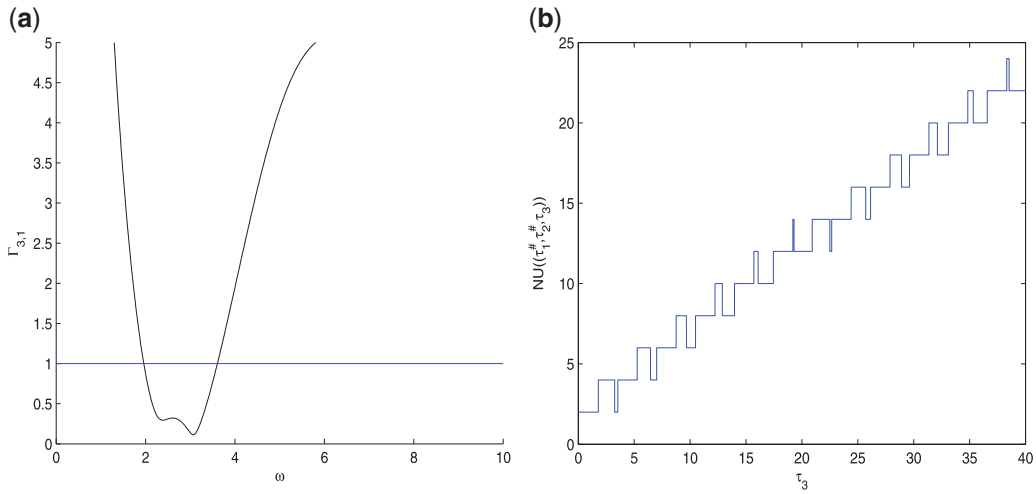
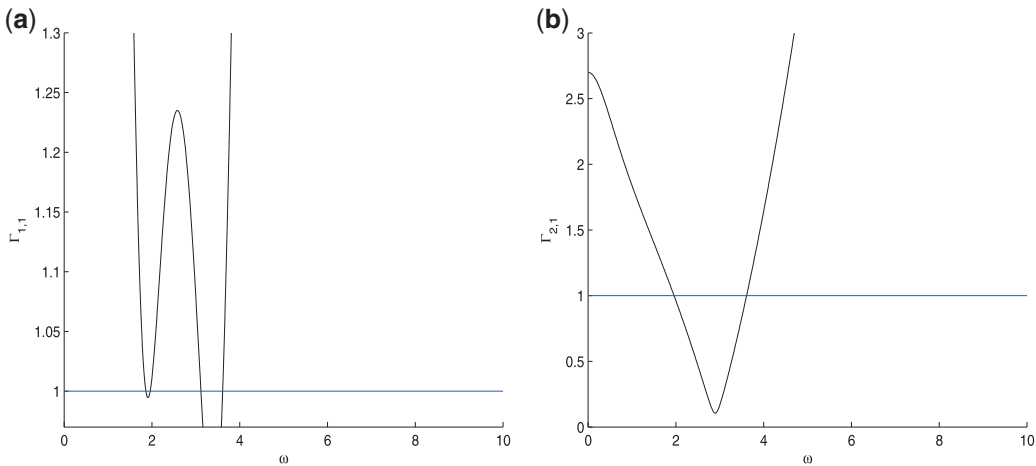
Step 2: We generate the FSC $\Gamma_{3,1}$ (Fig. 5(a)), from which we obtain two sets of critical pairs: $(\lambda_{3,0} = 1.9594j, \tau_{3,0,k} = 0.0504 + \frac{2k\pi}{1.9594})$ and $(\lambda_{3,1} = 3.6118j, \tau_{3,1,k} = 0.0504 + \frac{2k\pi}{3.6118})$. In light of $\Gamma_{3,1}$, each time τ_3 increases from $\tau_{3,0,k} - \varepsilon$ to $\tau_{3,0,k} + \varepsilon$ ($\tau_{3,1,k} - \varepsilon$ to $\tau_{3,1,k} + \varepsilon$), $\lambda_{3,0}$ ($\lambda_{3,1}$) crosses \mathbb{C}_0 from \mathbb{C}_+ to \mathbb{C}_- (from \mathbb{C}_- to \mathbb{C}_+). The complete stability w.r.t. τ_3 can be studied. We may accurately calculate $NU((\tau_1^\#, \tau_2^\#, \tau_3))$ as a function of τ_3 , as shown in Fig. 5(b). In particular, near $\tau_3^\# = 0.0504$, the variation of τ_3 does not change $NU((\tau_1^\#, \tau_2^\#, \tau_3))$ since it causes opposite crossing directions (w.r.t. the imaginary axis \mathbb{C}_0) for $\lambda_{3,0}$ and $\lambda_{3,1}$.

From the above iterations, we know that at $\vec{\tau}^\#$ the system has two CIRs ($1.9594j$ and $3.6118j$), without characteristic roots in \mathbb{C}_+ . We next study the asymptotic behaviour of the CIRs w.r.t. τ_1 and τ_2 , respectively, in order to see if there is a stabilizing point near $\vec{\tau}^\#$.

Step 4 \Rightarrow

The asymptotic behaviour w.r.t. τ_1 can be studied from the FSC $\Gamma_{1,1}^\#$ (Fig. 6(a)), i.e., $\Gamma_{1,1}$ when $F_1 = (0, 1.7, 0.0504)$ as defined in the procedure. From Fig. 6(a), we have that as τ_1 increases from $0.3041 - \varepsilon$ to $0.3041 + \varepsilon$ both the CIRs ($1.9594j$ and $3.6118j$) cross \mathbb{C}_0 from \mathbb{C}_- to \mathbb{C}_+ . Therefore, decreasing τ_1 appropriately near $\vec{\tau}^\#$ may stabilize the system. Next, the asymptotic behaviour w.r.t. τ_2 can be studied from the FSC $\Gamma_{2,1}^\#$ (Fig. 6(b)), i.e., $\Gamma_{2,1}$ when $F_2 = (0.3041, 0, 0.0504)$. Similar to the asymptotic behaviour w.r.t. τ_3 , the variation of τ_2 near $\tau_2^\#$ does not change $NU((\tau_1^\#, \tau_2, \tau_3^\#))$. Thus, there exists a stabilizing $\vec{\tau}$ sufficiently near $\vec{\tau}^\#$ with $\tau_1 > \tau_1^\#$. \square

Finally, at the end of this section, we give some additional discussions and comments. As mentioned and as seen above, the frequency-sweeping test proposed in this article is iterative. In this context, one natural question may arise: How about a *direct* approach (through the complete stability analysis along an appropriate ray) in the corresponding delay parameter space?

FIG. 5. (a) $\Gamma_{3,1}$ and (b) $NU((\tau_1^\#, \tau_2^\#, \tau_3))$ vs. τ_3 for Example 5.3.FIG. 6. (a) $\Gamma_{1,1}^\#$ and (b) $\Gamma_{2,1}^\#$ for Example 5.3.

For instance, consider the stability for Example 5.2 when $\tau_1^\# = 0.5$, $\tau_2^\# = 1.5$. We may try to study the complete stability w.r.t the ray $\tau \cdot (1, 3)$, $\tau \in [0, \infty)$. Here, τ is the only free parameter. Obviously, the point $(\tau_1^\# = 0.5, \tau_2^\# = 1.5)$ corresponds to the case $\tau \cdot (1, 3)$ with $\tau = 0.5$. The characteristic function is $\lambda^4 + 2\lambda^2 + 3z - 3z^3 + z^4$ ($z = e^{-\tau\lambda}$). There are totally four FSCs, as shown in Fig. 7(a).

If we consider the point $(\tau_1^\# = 0.5, \tau_2^\# = 1.4)$ similarly to the previous case study, we shall address the ray $\tau \cdot (5, 14)$, $\tau \in [0, \infty)$. The corresponding characteristic function is $\lambda^4 + 2\lambda^2 + 3z^5 - 3z^{14} + z^{19}$ ($z = e^{-\tau\lambda}$). As shown in Fig. 7(b), there are totally 19 FSCs! Apparently, the analysis appears to be quite involved with some (significant) increasing complexity.

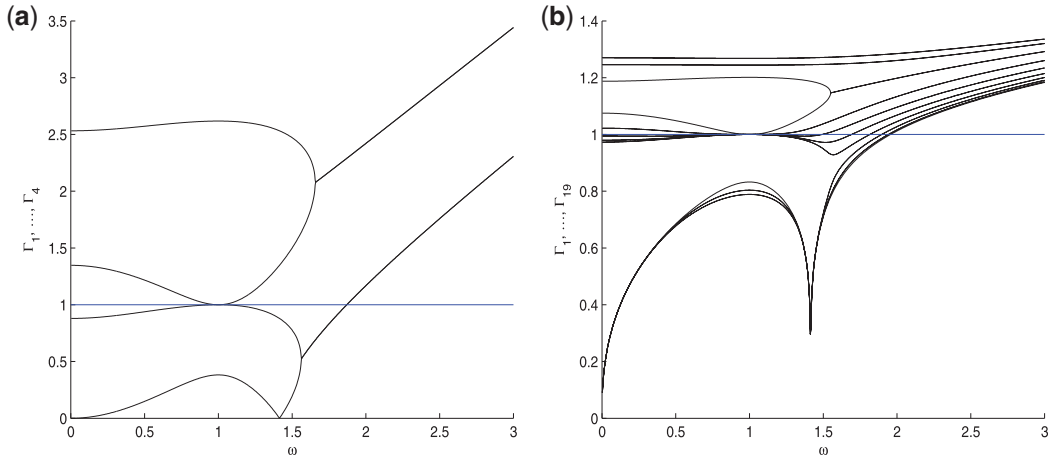


FIG. 7. FSCs for complete stability analysis along a ray. (a) Ray $\tau \cdot (1, 3)$. (b) Ray $\tau \cdot (5, 14)$.

As seen above, if there exists a common factor among all the delay parameters, the complete stability analysis along a ray is possible in theory. However, this is not necessarily simple or practical. For instance, if we try to address Example 5.3, the number of the FSCs is 17000 (the largest common factor among the three delays is 0.0001).

The above analysis is consistent with the *delay interference phenomenon* (Michiels & Niculescu, 2007) and we are able to link it with the number of FSCs. More precisely, a very small perturbation on the delay ratio may result in an increase in the number of FSCs. This will tend to bring more CIRs and hence an increase in $NU(\tau)$ for a sufficiently large τ , according to the invariance property.

6. Algorithm implementation

The effectiveness and advantage of the iterative frequency-sweeping approach are illustrated and discussed in the previous sections. In this section, we will try to implement all the steps by a single program. In this way, the stability can be automatically treated.

In this section, we consider the following characteristic function involving L independent delay parameters (τ_1, \dots, τ_L)

$$f(\lambda, \tau_1, \dots, \tau_L) = p_0(\lambda) + \sum_{\ell=1}^L p_\ell(\lambda) e^{-\tau_\ell \lambda}, \quad (6.1)$$

where $p_0(\lambda), \dots, p_L(\lambda)$ are real-coefficient polynomials of λ such that

$$\deg(p_0(\lambda)) > \max\{\deg(p_1(\lambda)), \dots, \deg(p_L(\lambda))\}.$$

The characteristic function (6.1) corresponds to a class of multiple-delay systems of retarded type without cross terms in the characteristic functions. As earlier mentioned, the stability of such multiple-delay systems have been largely studied in the literature (see e.g., Gu *et al.*, 2005 for the case $L = 2$ and Gu & Naghnaeian, 2011 for the case $L = 3$).

Based on the approach proposed in this article, we now present an algorithm to automatically determine $NU(\vec{\tau}^\#)$ for a given $\vec{\tau}^\# = (\tau_1^\#, \dots, \tau_L^\#)$.

Algorithm for automatic implementation of iterative frequency-sweeping approach

Step 0: Choose a step-length Δ_ω . Set $\chi = 1$ and $F_1 = (0, \dots, 0)$.

Step 1: Compute $NU(F_\chi + \varepsilon\delta(\chi))$ by Theorem 3.1.

(Step 1 usually may be automatically performed by computer, through solving the polynomial equation $f(\lambda, \vec{0})$. Only when the spectrum contains CIRs, we need to additionally invoke the Puiseux series.)

Step 2: Sweep ω with the step-length Δ_ω and solve z_χ for the equation $p(\lambda, z_\chi, F_\chi) = 0$. Detect the signs of $|z_\chi| - 1$. If a sign change is found at two adjacent ω , say ω' and ω'' , a CIR is detected as $\frac{(\omega' + \omega'')}{2}j$. For any critical pair (λ, τ) detected in this way, we have that $\Delta NU_\lambda(\tau) = +1$ (-1) if the corresponding sign change is from negative to positive (from positive to negative). Then, we know $NU(F_\chi + \tau_\chi^\# \delta(\chi))$ and detect the CIRs (if any).

(The case $\Delta NU_\lambda(\tau) = 0$ may be later examined from the FSCs. Note that such a case usually does not affect the value of $NU(\vec{\tau}^\#)$).

Step 4: If $\chi < L$, let $\chi = \chi + 1$ and $F_\chi = F_{\chi-1} + \tau_{\chi-1}^\# \delta(\chi - 1)$. Return to Step 1.

Step 5: We obtain the value of $NU(\vec{\tau}^\#)$ and plot the FSCs $\Gamma_{\chi,1}$, $\chi = 1, \dots, L$. The FSCs may be used to determine if there is the case with $\Delta NU_\lambda(\tau) = 0$ in Step 2. Also, the FSCs may verify the results of Step 2. The algorithm stops.

If there are CIRs at $\vec{\tau}^\#$, we may further generate the FSCs $\Gamma_{\ell,1}^\#$ as in Step 4 of the iterative frequency-sweeping approach, to analyse the asymptotic behaviour.

REMARK 6.1 By using the above algorithm, the calculation error for CIRs is kept within $\pm \frac{\Delta_\omega}{2}j$.

EXAMPLE 6.1 Consider the three-delay system in Example 5.3. We now compute $NU(\vec{\tau})$ at some points, by using a MATLAB program (based on the algorithm proposed in this section). The step-length is chosen as $\Delta_\omega = 0.01$. In Table 1, we list the results and the computation time (on a Laptop with an Intel Core 2.50 GHz CPU with 8 G RAM). For these points, the analysis is automatically performed by computer.

The results listed in Table 1 may be verified by Fig. 14 in Gu & Naghnaeian (2011) (see also Fig. 8(a) in this article).

With some slight modifications of the program mentioned above, we may obtain the SCS for the three-delay system. Here, we generate the SCS for the case $\tau_2 = 1.7$, see Fig. 8(a). Figure 8(a) obtained here is same as Fig. 14 of Gu & Naghnaeian (2011), which is generated by a different approach using some geometric arguments. The computation time to generate the data for Fig. 8(a) by our algorithm is 2.566361 s (on the same Laptop). It is worth to mention that the $NU(\vec{\tau})$ distribution is directly obtained by our program (without extra calculation), since the asymptotic behaviour analysis for CIRs is covered by the approach in this article.

Moreover, we can further determine the 3-D SCS in the (τ_1, τ_2, τ_3) -space. For a clear illustration, we here give the SCS for a domain $(\tau_1, \tau_2, \tau_3) \in [1.5, 2.5] \times [0, 3] \times [0, 3]$. The 3-D SCS is shown in Fig. 8(b). The computation time to obtain the data for Fig. 8(b) is 35.552933 s (on the same Laptop). \square

TABLE 1 $NU((\tau_1^\#, \tau_2^\#, \tau_3^\#))$ calculation for some representative points ($\tau_1^\# = 0.01$ and $\tau_2^\# = 1.7$)

	$NU((\tau_1^\#, \tau_2^\#, \tau_3^\#))$	Computation time (s)
$\tau_3^\# = 0.1$	2	0.009605
$\tau_3^\# = 0.3$	0	0.009712
$\tau_3^\# = 0.6$	2	0.009579
$\tau_3^\# = 0.9$	0	0.009573
$\tau_3^\# = 1.5$	2	0.009616
$\tau_3^\# = 2.5$	4	0.009555
$\tau_3^\# = 3.0$	2	0.009604
$\tau_3^\# = 3.7$	0	0.009571
$\tau_3^\# = 3.77$	2	0.009547
$\tau_3^\# = 3.8$	4	0.009589

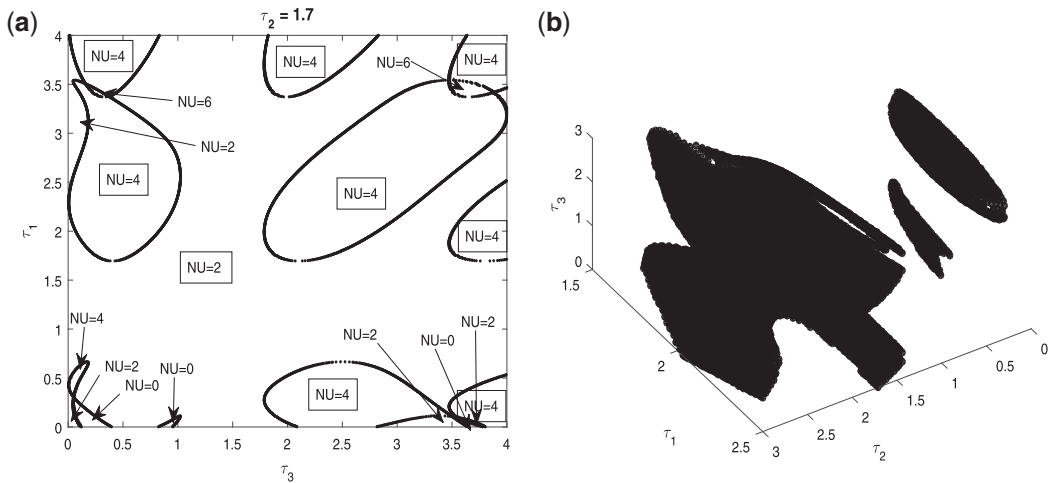


FIG. 8. Stability crossing set for Example 6.1. (a) Cross section with $\tau_2 = 1.7$. (b) In (τ_1, τ_2, τ_3) -space.

REMARK 6.2 As seen in Gu & Naghnaeian (2011), it is not trivial to determine the SCS for the multiple-delay system (6.1). In this section, we propose a different approach for this task. As illustrated, the asymptotic behaviour analysis for CIRs is included by our algorithm and hence the distribution of $NU(\tau)$ can be directly examined. In our opinion, this is one of the advantages of the approach proposed in our article. We think that this observation will open some new perspectives for further research. For instance, we may study how to obtain the SCSs for more general multiple-delay systems (e.g., when cross terms $e^{-(\tau_1+\tau_2)\lambda}$, $e^{-(\tau_1+\tau_3)\lambda}$, $e^{-(\tau_2+\tau_3)\lambda}$, $e^{-(\tau_1+\tau_2+\tau_3)\lambda}$, ..., are added in (6.1)) in the future. But this scope is out of our purposes in this article.

7. Conclusion

We analyse the stability for linear systems with multiple (incommensurate) delay parameters. As the asymptotic behaviour analysis of the CIRs w.r.t multiple delay parameters corresponds to an open problem, we propose an indirect yet effective methodology called the *iterative frequency-sweeping approach*.

We first study the complete stability in the case where only one delay parameter is free while the others are fixed. The invariance property (regarding the asymptotic behaviour of the CIRs) in this case is confirmed by extending the frequency-sweeping framework recently proposed for studying linear systems with single delay parameter. As a result, the complete stability problem can be easily studied by employing a frequency-sweeping test.

Based on the above results, we next present an *iterative frequency-sweeping approach* to analyse the stability for any given combination of multiple delays. Using this approach, we may accurately compute the number of unstable characteristic roots. Furthermore, if the system has CIRs, we may analyse the asymptotic behaviour of the CIRs w.r.t each delay parameter. Consequently, we may determine if there exists a stabilizing combination of multiple delays sufficiently close to the given one, at which the system is asymptotically stable.

Finally, we develop an algorithm with which the stability for a class of multiple-delay systems may be easily implemented. This work opens some new perspectives for further research.

Funding

National Natural Science Foundation of China (61473065); and Fundamental Research Funds for the Central Universities of China (N160402001), in part.

REFERENCES

- ARNOLD, V. I., GUSEIN-ZADE, S. M. & VARCHENKO, A. N. (2012) *Singularities of Differentiable Maps. vol. 2: Monodromy and Asymptotics of Integrals*. New York: Springer.
- BERINGER, F. & RICHARD-JUNG, F. (2003) Multi-variate polynomials and Newton-Puiseux expansions. *Symbolic and Numerical Scientific Computation*. (F. Winkler & U. Langer eds). Berlin: Springer, pp. 240–254.
- BOUSSAADA, I. & NICULESCU, S.-I. (2016a) Characterizing the codimension of zero singularities for time-delay systems: a link with Vandermonde and Birkhoff incidence matrices. *Acta Appl. Math.*, **145**, 47–88.
- BOUSSAADA, I. & NICULESCU, S.-I. (2016b) Tracking the algebraic multiplicity of crossing imaginary roots for generic quasipolynomials: A Vandermonde-based approach. *IEEE Trans. Autom. Control*, **61**, 1601–1606.
- COOKE, K. L. & VAN DEN DRIESSCHE, P. (1986) On zeros of some transcendental equations. *Funkcialaj Ekvacioj*, **29**, 77–90.
- DELICE, I. I. & SIPAHI, R. (2012) Delay-independent stability test for systems with multiple time-delays. *IEEE Trans. Autom. Control*, **57**, 963–972.
- GU, K. & NAGHNAEIAN, M. (2011) Stability crossing set for systems with three delays. *IEEE Trans. Autom. Control*, **56**, 11–26.
- GU, K., NICULESCU, S.-I. & CHEN, J. (2005) On stability crossing curves for general systems with two delays. *J. Math. Anal. Appl.*, **311**, 231–253.
- HALE, J. K. & VERDUYN LUNEL, S. M. (1993) *Introduction to Functional Differential Equations*. New York: Springer.
- HASSARD, B. D. (1997) Counting roots of the characteristic equation for linear delay-differential systems. *J. Differ. Equ.*, **136**, 222–235.
- HU, G.-D. & LIU, M. (2007) Stability criteria of linear neutral systems with multiple delays. *IEEE Trans. Autom. Control*, **52**, 720–724.

- LEE, M. S. & HSU, C. S. (1969) On the τ -decomposition method of stability analysis for retarded dynamical systems. *SIAM J. Control*, **7**, 242–259.
- LI, X.-G., NICULESCU, S.-I. & ÇELA, A. (2015) *Analytic Curve Frequency-Sweeping Stability Tests for Systems with Commensurate Delays*. London: Springer.
- LI, X.-G., NICULESCU, S.-I., ÇELA, A., ZHANG, L. & LI, X. (2017) A frequency-sweeping framework for stability analysis of time-delay systems. *IEEE Trans. Autom. Control*, **62**, 3701–3716.
- MICHIELS, W. & NICULESCU, S.-I. (2007) Characterization of delay-independent stability and delay interference phenomena. *SIAM J. Control Optim.*, **45**, 2138–2155.
- MICHIELS, W. & NICULESCU, S.-I. (2014) *Stability, Control, and Computation for Time-Delay Systems: An Eigenvalue-Based Approach*. Philadelphia: SIAM.
- NAGHNAEIAN, M. & GU, K. (2013) Stability crossing set for systems with two scalar-delay channels. *Automatica*, **49**, 2098–2106.
- NEIMARK, J. (1949) D-subdivisions and spaces of quasi-polynomials. *Prikl. Mat. Meh.*, **13**, 349–380.
- NICULESCU, S.-I. (2001) *Delay Effects on Stability: A Robust Control Approach*. Heidelberg: Springer.
- NICULESCU, S.-I., KIM, P., GU, K., LEE, P. & LEVY, D. (2010) Stability crossing boundaries of delay systems modeling immune dynamics in leukemia. *Discrete Contin. Dyn. Syst.-Ser. B (DCDS-B)*, **15**, 129–156.
- SİPAHI, R. & DELICE, I. I. (2009) Extraction of 3D stability switching hypersurfaces for a time delay system with multiple fixed delays. *Automatica*, **45**, 1449–1454.
- SİPAHI, R. & DELICE, I. I. (2011) Advanced clustering with frequency sweeping methodology for the stability analysis of multiple time-delay systems. *IEEE Trans. Autom. Control*, **56**, 467–472.
- SİPAHI, R., NICULESCU, S.-I., ABDALLAH, C. T., MICHIELS, W. & GU, K. (2011) Stability and stabilization of systems with time delay. *IEEE Control Syst. Mag.*, **31**, 38–65.
- SİPAHI, R. & OLGAC, N. (2006) A unique methodology for the stability robustness of multiple time delay systems. *Syst. Control Lett.*, **55**, 819–825.
- SOTO, M. J. & VICENTE, J. L. (2011) The Newton procedure for several variables. *Linear Algebra Appl.*, **435**, 255–269.
- STÉPÁN, G. (1979) On the stability of linear differential equations with delay. *Coll. Math. Soc. J. Bolyai*, **30**, 971–984.
- STÉPÁN, G. (1989) *Retarded Dynamical Systems: Stability and Characteristic Functions*. Harlow: Longman Scientific & Technical.
- VYHLÍDAL, T. & ZÍTEK, P. (2009) Modification of Mikhaylov criterion for neutral time-delay systems. *IEEE Trans. Autom. Control*, **54**, 2430–2435.

Appendix: Proof of Theorem 3.2

Consider the following characteristic function

$$f(\lambda, \tau) = a_0(\lambda) + a_1(\lambda)e^{-\tau\lambda} + \dots + a_q(\lambda)e^{-q\tau\lambda}, \quad (\text{A.1})$$

where the coefficient functions $a_0(\lambda), \dots, a_q(\lambda)$ are only required to be analytic in $\mathbb{C}_0 \setminus \{0\}$ (have in mind that usually we preclude the trivial case where $\lambda = 0$ is a characteristic root).

The above characteristic function (A.1) is called a *general quasipolynomial*, corresponding to a broad class of time-delay systems. Note that the characteristic function (A.1) reduces to the widely-studied quasipolynomials, corresponding to the retarded-type and the neutral-type time-delay systems, if the coefficient functions $a_0(\lambda), \dots, a_q(\lambda)$ are restricted to be polynomials of λ .

Recently, the invariance property of the CIRs for the general quasipolynomial (A.1) was confirmed in Li et al. (2017).

Clearly, the characteristic function $f(\lambda, \tau_\chi, F_\chi)$ (3.1) is in the form of (A.1) as

$$\tilde{a}_{\chi 0}(\lambda) + \tilde{a}_{\chi 1}(\lambda)e^{-\tau_\chi \lambda} + \cdots + \tilde{a}_{\chi q_\chi}(\lambda)e^{-q_\chi \tau_\chi \lambda},$$

where the coefficient functions $\tilde{a}_{\chi 0}(\lambda), \dots, \tilde{a}_{\chi q_\chi}(\lambda)$ are polynomials in λ and $e^{-\tau_\ell^\# \lambda}$ ($\ell \in \{1, \dots, L\}$, $\ell \neq \chi$).

We may now prove Theorem 3.2 as the characteristic function $f(\lambda, \tau_\chi, F_\chi)$ falls in the class of general quasipolynomial (A.1), since the coefficient functions $\tilde{a}_{\chi 0}(\lambda), \dots, \tilde{a}_{\chi q_\chi}(\lambda)$ are analytic in \mathbb{C} .