



**HAL**  
open science

## Primeval very low-mass stars and brown dwarfs – III. The halo transitional brown dwarfs

Z. H. Zhang, D. J. Pinfield, M. C. Gálvez-Ortiz, D. Homeier, A. J. Burgasser,  
N. Lodieu, E. L. Martín, M. R. Zapatero Osorio, F. Allard, H. R. A. Jones, et  
al.

### ► To cite this version:

Z. H. Zhang, D. J. Pinfield, M. C. Gálvez-Ortiz, D. Homeier, A. J. Burgasser, et al.. Primeval very low-mass stars and brown dwarfs – III. The halo transitional brown dwarfs. *Monthly Notices of the Royal Astronomical Society*, 2018, 479 (1), pp.1383-1391. 10.1093/mnras/sty1352 . hal-02280897

HAL Id: hal-02280897

<https://hal.science/hal-02280897v1>

Submitted on 28 Sep 2024

**HAL** is a multi-disciplinary open access archive for the deposit and dissemination of scientific research documents, whether they are published or not. The documents may come from teaching and research institutions in France or abroad, or from public or private research centers.

L'archive ouverte pluridisciplinaire **HAL**, est destinée au dépôt et à la diffusion de documents scientifiques de niveau recherche, publiés ou non, émanant des établissements d'enseignement et de recherche français ou étrangers, des laboratoires publics ou privés.



Distributed under a Creative Commons Attribution 4.0 International License

# Primeval very low-mass stars and brown dwarfs – III. The halo transitional brown dwarfs

Z. H. Zhang (张曾华),<sup>1,2,3★†</sup> D. J. Pinfield,<sup>4★</sup> M. C. Gálvez-Ortiz,<sup>5</sup> D. Homeier,<sup>6</sup> A. J. Burgasser,<sup>7</sup> N. Lodieu,<sup>2,3</sup> E. L. Martín,<sup>5</sup> M. R. Zapatero Osorio,<sup>5</sup> F. Allard,<sup>8</sup> H. R. A. Jones,<sup>4</sup> R. L. Smart,<sup>9</sup> B. López Martí,<sup>10</sup> B. Burningham<sup>4</sup> and R. Rebolo<sup>2,3</sup>

<sup>1</sup>GEPI, Observatoire de Paris, Université PSL, CNRS, 5 Place Jules Janssen, F-92190 Meudon, France

<sup>2</sup>Instituto de Astrofísica de Canarias, E-38205 La Laguna, Tenerife, Spain

<sup>3</sup>Universidad de La Laguna, Dept. Astrofísica, E-38206 La Laguna, Tenerife, Spain

<sup>4</sup>Centre for Astrophysics Research, Science and Technology Research Institute, University of Hertfordshire, Hatfield AL10 9AB, UK

<sup>5</sup>Centro de Astrobiología (CSIC-INTA), Ctra. Ajalvir km 4, E-28850 Torrejón de Ardoz, Madrid, Spain

<sup>6</sup>Zentrum für Astronomie der Universität Heidelberg, Landessternwarte, Königstuhl 12, D-69117 Heidelberg, Germany

<sup>7</sup>Center for Astrophysics and Space Science, University of California San Diego, La Jolla, CA 92093, USA

<sup>8</sup>Univ Lyon, ENS de Lyon, Univ Lyon 1, CNRS, Centre de Recherche Astrophysique de Lyon, UMR5574, F-69007, Lyon, France

<sup>9</sup>Istituto Nazionale di Astrofisica, Osservatorio Astronomico di Torino, Strada Osservatorio 20, I-10025 Pino Torinese, Italy

<sup>10</sup>Saint Louis University - Madrid Campus, Avenida del Valle 34, E-28003 Madrid, Spain

Accepted 2018 May 21. Received 2018 May 18; in original form 2017 September 7

## ABSTRACT

We report the discovery of an esdL3 subdwarf, ULAS J020858.62+020657.0, and a usdL4.5 subdwarf, ULAS J230711.01+014447.1. They were identified as L subdwarfs by optical spectra obtained with the Gran Telescopio Canarias, and followed up by optical-to-near-infrared spectroscopy with the Very Large Telescope. We also obtained an optical-to-near-infrared spectrum of a previously known L subdwarf, ULAS J135058.85+081506.8, and reclassified it as a usdL3 subdwarf. These three objects all have typical halo kinematics. They have  $T_{\text{eff}}$  around 2050–2250 K,  $-1.8 \leq [\text{Fe}/\text{H}] \leq -1.5$ , and mass around  $0.0822\text{--}0.0833 M_{\odot}$ , according to model spectral fitting and evolutionary models. These sources are likely halo transitional brown dwarfs with unsteady hydrogen fusion, as their masses are just below the hydrogen-burning minimum mass, which is  $\sim 0.0845 M_{\odot}$  at  $[\text{Fe}/\text{H}] = -1.6$  and  $\sim 0.0855 M_{\odot}$  at  $[\text{Fe}/\text{H}] = -1.8$ . Including these, there are now nine objects in the ‘halo brown dwarf transition zone’, which is a ‘substellar subdwarf gap’ that spans a wide temperature range within a narrow mass range of the substellar population.

**Key words:** brown dwarfs – stars: chemically peculiar – stars: individual: ULAS J020858.62+020657.0, ULAS J135058.85+081506.8, ULAS J230711.01+014447.1 – stars: Population II – subdwarfs.

## 1 INTRODUCTION

The formation of brown dwarfs that have masses below the hydrogen-burning minimum mass (HBMM) was predicted over a half century ago (Kumar 1963; Hayashi & Nakano 1963). Modern evolutionary models indicate that the HBMMs are between 0.07 and  $0.092 M_{\odot}$  from solar to primordial metallicity (Baraffe et al.

2015; Burrows et al. 2001). One of the motivations to find these brown dwarfs was the potential of a new celestial population with masses between stars and planets to test stellar/substellar formation theory.

A few thousand ultracool dwarfs have been identified spectroscopically since the 1990s. To better understand the physics of stellar nuclear ignition and the inner structure of objects across the stellar–substellar boundary (Chabrier & Baraffe 1997), it is crucial to distinguish between stars and brown dwarfs with mass around the HBMM. However, evolution leads to mass/age degeneracy when considering the luminosity and effective temperature ( $T_{\text{eff}}$ ) of very low-mass star and brown dwarf populations. Therefore, it takes a

\* E-mail: zenghuazhang@hotmail.com (ZHZ); d.j.pinfield@herts.ac.uk (DJP)

† PSL Fellow

lot of effort to assess the substellar status of field ultracool dwarfs near the HBMM (e.g. Dieterich et al. 2014; Dupuy & Liu 2017).

Brown dwarfs in the thick disc and halo have a lower level of mass/age degeneracy than those in the thin disc, as they have similar ages to the stellar populations in the thick disc ( $\sim 8\text{--}10$  Gyr; Reddy, Lambert, & Allende Prieto 2006; Kilic et al. 2017) and the halo ( $\sim 10\text{--}13$  Gyr; Dotter et al. 2010; Jofré & Weiss 2011) and they have evolved to a stage with slowed-down of cooling. However, they are distributed in a wide range of metallicity and have different HBMMs at different metallicities. Therefore, the metallicity measurements offer significant scope to tackle the mass/metallicity degeneracy problem for thick-disc and halo brown dwarfs.

In the first paper of a series under the title ‘Primeval very low-mass stars and brown dwarfs’, we defined a new classification scheme for L subdwarfs and characterized a sample of 22 metal-deficient ultracool subdwarfs (Zhang et al. 2017a, hereafter Paper I). In the second paper of the series, we assessed the stellar-substellar boundary in the  $T_{\text{eff}}$  versus  $[\text{Fe}/\text{H}]$  plane based on theoretical model prediction of the HBMM (Zhang et al. 2017b, hereafter Paper II). This provided an alternative method to assess substellar status for nearby ultracool subdwarfs, and revealed a ‘halo brown dwarf transition zone’ representing a narrow mass range in which unsteady nuclear fusion occurs – a ‘substellar subdwarf gap’ for mid L to early T types. Currently, there are six L subdwarfs known in this transition zone: SDSS J010448.46+153501.8 (Lodieu et al. 2017; Paper II), 2MASS J05325346+8246465 (Burgasser et al. 2003), 2MASS J06164006–6407194 (2M0616; Cushing et al. 2009), SDSS J125637.13–022452.4 (SD1256; Sivarani et al. 2009), ULAS J151913.03–000030.0 (UL1519; Paper I), and 2MASS J16262034+3925190 (2M1626; Burgasser 2004a).

This is the third paper of the series following Paper I and Paper II, in which we grow the halo transitional brown dwarf population further, presenting the discovery of three new members. The observations are presented in Section 2. Section 3 presents constraints on the physical characteristics of these objects. Finally Section 4 presents a summary and conclusions.

## 2 OBSERVATIONS

ULAS J020858.62+020657.0 (UL0208) and ULAS J230711.01+014447.1 (UL2307) were selected as L subdwarf candidates from the UKIRT Infrared Deep Sky Survey’s (UKIDSS; Lawrence et al. 2007) Large Area Survey (LAS) and the Sloan Digital Sky Survey (SDSS; York et al. 2000). The selection criteria and procedure are described in Paper I. The properties of UL0208 and UL2307 are summarized in Table 1. The spectroscopic observations are summarized in Table 2.

### 2.1 GTC spectroscopy

UL0208 and UL2307 were first identified as L subdwarfs by their optical spectra obtained with the Optical System for Imaging and low Resolution Integrated Spectroscopy (OSIRIS; Cepa et al. 2000) instrument on the Gran Telescopio Canarias (GTC). An R500R grism and 0.8 arcsec slit were used for observations of UL0208 and UL2307, which provide a resolving power of  $\sim 500$  and cover a wavelength range of 480–1020 nm. These spectra were reduced

**Table 1.** Properties of UL0208, UL1350, and UL2307.

Parameter	UL0208	UL1350	UL2307
$\alpha$ (J2000)	02 <sup>h</sup> 08 <sup>m</sup> 58 <sup>s</sup> .62	13 <sup>h</sup> 50 <sup>m</sup> 58 <sup>s</sup> .85	23 <sup>h</sup> 07 <sup>m</sup> 11 <sup>s</sup> .01
$\delta$ (J2000)	+02°06′57″.0	+08°15′06″.8	+01°44′47″.1
Epoch	2010-08-28	2006-07-08	2009-08-11
SDSS $i$	21.54 $\pm$ 0.07	21.22 $\pm$ 0.08	22.53 $\pm$ 0.22
SDSS $z$	19.86 $\pm$ 0.07	19.47 $\pm$ 0.06	19.91 $\pm$ 0.09
PS1 $i$	21.39 $\pm$ 0.03	21.14 $\pm$ 0.07	21.69 $\pm$ 0.16
PS1 $z$	19.99 $\pm$ 0.03	19.68 $\pm$ 0.05	20.16 $\pm$ 0.04
PS1 $y$	19.50 $\pm$ 0.06	19.32 $\pm$ 0.04	19.57 $\pm$ 0.08
UKIDSS $Y$	18.76 $\pm$ 0.05	18.66 $\pm$ 0.05	18.99 $\pm$ 0.08
UKIDSS $J$	18.00 $\pm$ 0.04	17.93 $\pm$ 0.04	18.15 $\pm$ 0.06
UKIDSS $H$	17.88 $\pm$ 0.13	18.07 $\pm$ 0.10	18.34 $\pm$ 0.12
UKIDSS $K$	17.62 $\pm$ 0.16	17.95 $\pm$ 0.15	18.17 $\pm$ 0.18
Spectral type	esdL3 $\pm$ 1	usdL3 $\pm$ 1	usdL4.5 $\pm$ 1
Distance (pc)	171 <sup>+32</sup> <sub>-27</sub>	176 <sup>+25</sup> <sub>-22</sub>	157 <sup>+19</sup> <sub>-18</sub>
$\mu_{\text{RA}}$ (mas yr <sup>-1</sup> )	147.1 $\pm$ 8.4	-252.8 $\pm$ 5.4	-33.0 $\pm$ 9.1
$\mu_{\text{Dec}}$ (mas yr <sup>-1</sup> )	-143.1 $\pm$ 10.4	-248.5 $\pm$ 4.3	-202.6 $\pm$ 2.6
$V_{\text{tan}}$ (km s <sup>-1</sup> )	166 $\pm$ 31	239 $\pm$ 39	205 $\pm$ 30
Radial velocity (km s <sup>-1</sup> )	52 $\pm$ 10	58 $\pm$ 9	-215 $\pm$ 11
$U$ (km s <sup>-1</sup> )	-58 $\pm$ 27	-23 $\pm$ 26	67 $\pm$ 41
$V$ (km s <sup>-1</sup> )	-151 $\pm$ 50	-299 $\pm$ 88	-232 $\pm$ 48
$W$ (km s <sup>-1</sup> )	-64 $\pm$ 28	33 $\pm$ 28	106 $\pm$ 40
$T_{\text{eff}}$ (K)	2250 $\pm$ 120	2250 $\pm$ 120	2050 $\pm$ 120
$[\text{Fe}/\text{H}]$	-1.5 $\pm$ 0.2	-1.8 $\pm$ 0.2	-1.7 $\pm$ 0.2
$M$ (per cent $M_{\odot}$ )	8.27 $\pm$ 0.15	8.33 $\pm$ 0.15	8.22 $\pm$ 0.15

using standard procedures within IRAF.<sup>1</sup> Standard stars G158–100 (dG-K; Oke 1990) and GD140 (DA WD; Massey et al. 1988) were used for the flux calibration of UL0208 and UL2307, respectively. The contamination from the second-order filter is not corrected for standard stars; therefore, the flux calibration beyond 900 nm is based on the extension of the first-order response function and somewhat uncertain. However, the flux of these OSIRIS spectra are roughly consistent with their X-shooter spectra (we obtained later) at 900–1020 nm except the telluric region at 925–965 nm. Telluric is not corrected for these OSIRIS spectra. The signal-to-noise ratio (SNR) at 850 nm is  $\sim 60$  and  $\sim 55$  for the spectra of UL0208 and UL2307, respectively.

### 2.2 VLT spectroscopy

UL0208 and UL2307 were followed up with the X-shooter spectrograph (Vernet et al. 2011) on the Very Large Telescope (VLT) of the European Southern Observatory (ESO), together with another previously known L subdwarf, ULAS J135058.85+081506.8 (UL1350; Lodieu et al. 2010, 2017). We also observed an L0.5 dwarf radial velocity (RV) standard, DENIS-P J144137.3–094559 (DE1441; Martín et al. 1999; Bailer-Jones 2004) with X-shooter for RV measurements of our objects. All X-shooter spectra were observed in an ABBA nodding mode with a 1.2 arcsec slit providing a resolving power of 6700 in the visible (VIS) arm (530–1020 nm) and 4000 in the near-infrared (NIR) arm (990–2480 nm). These spectra were reduced to flux- and wavelength-calibrated 2D spectra with ESO Reflex (Freudling et al. 2013). The 1D spectra were extracted from these 2D spectra using the IRAF task APSUM. Telluric corrections

<sup>1</sup>IRAF is distributed by the National Optical Observatory, which is operated by the Association of Universities for Research in Astronomy, Inc., under contract with the National Science Foundation.

**Table 2.** Summary of the spectroscopic observations.

Name	Telescope	Instrument	UT date	Seeing (")	Airmass	$T_{\text{int}}(\text{VIS})$ (s)	$T_{\text{int}}(\text{NIR})$ (s)	Telluric star	SpT	Airmass
UL0208	GTC	OSIRIS	2013-09-09	0.80	1.76	2700	–	–	–	–
UL2307	GTC	OSIRIS	2013-07-05	0.80	1.27	3600	–	–	–	–
UL0208	VLT	X-shooter	2014-11-29	1.13	1.13	3384	3480	HD 22686	A0 V	1.14
UL2307	VLT	X-shooter	2015-09-11	1.02	1.13	3420	3600	HIP 105164	B7 III	1.09
UL1350	VLT	X-shooter	2016-03-22	0.59	1.20	3480	3600	HIP 79439	B9 V	1.42
DE1441	VLT	X-shooter	2016-03-19	0.66	1.11	1120	1200	HIP 76836	B9.5 V	1.11

were achieved using telluric standards which were observed right after or before our targets at a very close airmass.

The spectrum of UL0208 has an SNR (per pixel) of  $\sim 3$  at 830 nm and  $\sim 6$  at 1300 nm. The spectrum of UL2307 has an SNR of  $\sim 5$  at 830 and 1300 nm. The spectrum of UL1350 has an SNR of  $\sim 6$  at 830 and 1300 nm. These spectra presented in this paper have a resolving power of  $\sim 600$  as they were smoothed by 101 pixels and 51 pixels for the VIS and NIR arms to increase the SNR by factors of  $\sim 10$  and  $\sim 7$ , respectively. The spectrum of the DE1441 has an SNR of  $\sim 20$  at 830 nm and  $\sim 70$  at 1300 nm.

### 3 CHARACTERISTICS

#### 3.1 Spectral classification

We classify UL0208, UL2307, and UL1350 following our L subdwarf classification scheme (Paper I). L subdwarfs are classified into three metallicity subclasses, subdwarf (sdL), extreme subdwarf (esdL), and ultra-subdwarf (usdL), based on their optical-to-NIR spectra. The classification scheme was set up such that the subclass sequence follows a decreasing trend in metallicity. The overall profiles of L subdwarfs respond to both  $T_{\text{eff}}$  and metallicity. The overall optical-to-infrared spectral energy distribution becomes bluer for both warmer  $T_{\text{eff}}$  and/or lower metallicity; however, features such as the 705–730 and 840–860 nm TiO bands are specifically metal-sensitive (see table 3 in Paper I).

The population of known L subdwarfs with good-quality optical-to-NIR spectra does not fully populate every subclass/subtype in the scheme, so we followed a two-stage approach. First, we compared our target spectra to those of the available classified subdwarfs and identified objects that provided a reasonable match (in terms of overall morphology and important spectral features). Then we considered each match in more detail, and made decisions about optimal choice and any intermediate classifications.

There were four classified subdwarfs (with good optical-to-NIR spectra) that gave reasonable matches to our three objects. These were the esdL6 2M0616 (Cushing et al. 2009), the usdL3 SD1256 (Sivarani et al. 2009), the esdL4 UL1519 (Paper I), and the usdL4 2M1626 (Burgasser 2004a). Figs 1 and 2 show the optical and NIR spectra of our objects (UL0208, UL2307, and UL1350) compared to those of the four classified L subdwarfs.

As can be seen, UL0208 has a similar optical spectrum to the usdL3 SD1256; however, it has slightly less flux at 720–770 nm, indicating a higher metallicity. Also, compared to the esdL UL1519, UL0208 has slightly more flux at 780–810 nm, weaker TiO absorption at around 840–860 nm, and stronger NIR suppression, indicating a slightly lower metallicity than UL1519. Comparison between the optical spectra of UL0208 and 2M1626 shows that UL0208 has an earlier spectral type (SpT) than 2M1626. Therefore, we classify UL0208 as an esdL3 subdwarf.

The optical spectrum of UL2307 appears to be intermediate between those of the usdL4 2M1626 and the esdL6 2M0616 (see Fig. 1). However, its NIR spectrum is significantly more suppressed than that of these subdwarfs, with an overall optical-to-NIR morphology that is closer to 2M1626 than to 2M0616. We therefore assign UL2307 the same subclass as 2M1626. Having said this, UL2307 has slightly less flux in the optical and slightly more flux in the NIR compared to 2M1626, which leads us to assign it a slightly later subtype. We classified UL2307 as a usdL4.5 subdwarf.

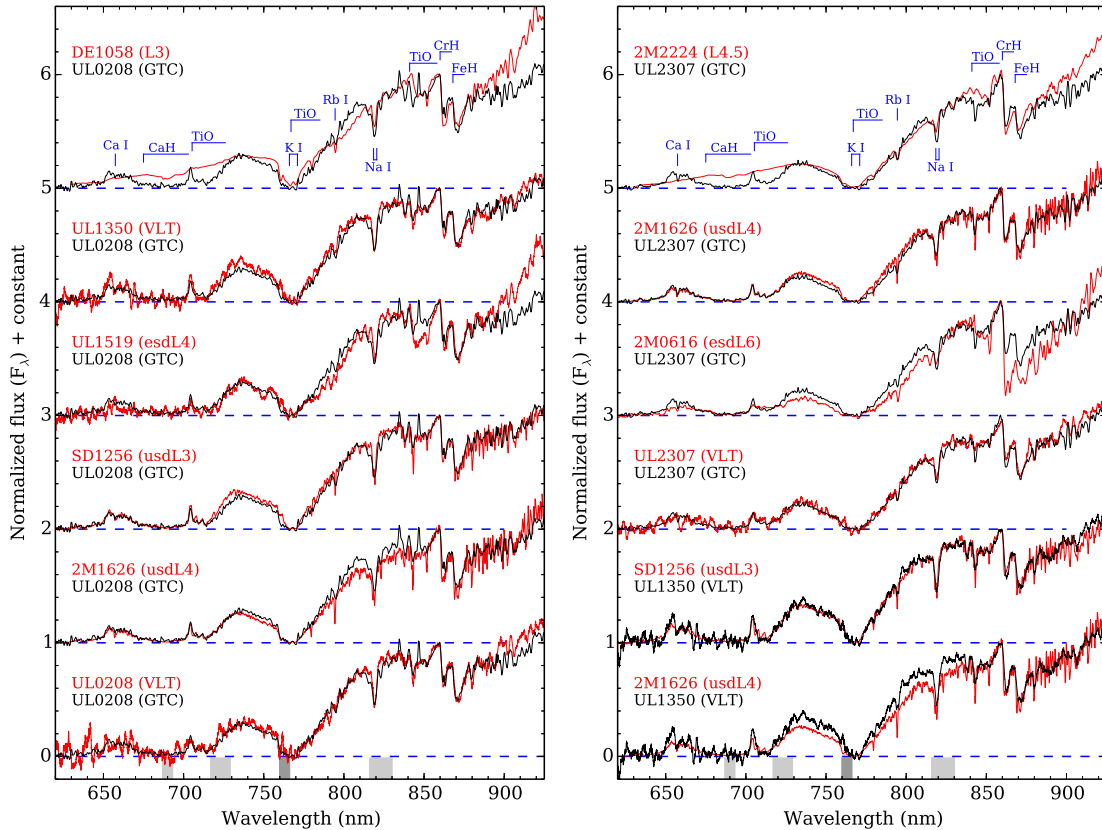
Fig. 1 shows that both UL0208 and UL2307 have very different optical spectral features (e.g. TiO) from the standard L3 dwarf DENIS-P J1058.7–1548 (DE1058; Delfosse et al. 1997; Kirkpatrick et al. 1999) and L4.5 dwarf 2MASS J2224438–015853 (2M2224; Kirkpatrick et al. 2000) because of their much lower metallicity. Metallicity has a stronger influence on the spectral profile of L subdwarfs in the NIR than in the optical (e.g. fig. 9 in Paper I).

UL1350 was originally classified as sdL5 by Lodieu et al. (2010) based on a low SNR optical spectrum, but was then re-classified sdL3.5–4 based on an improved SNR optical spectrum (Lodieu et al. 2017). In Paper I, we suggested that UL1350 should have the same spectral type as SD1256 (usdL3). And here we are now able to assess the full optical–NIR spectra. These spectra (shown in Figs 1 and 2) show that UL1350 has an optical-to-NIR morphology that is very similar to SD1256, and we thus classify UL1350 as usdL3.

#### 3.2 Halo kinematics

We derived spectroscopic distance estimates for UL0208, UL1350, and UL2307 using the relationship between spectral type and  $J$ - and  $H$ -band absolute magnitude shown in fig. 16 of Paper I. We computed distances using both  $J$ - and  $H$ -band magnitudes, which for all three sources agreed within the uncertainties; the average distances are listed in Table 1. Upper and lower limits were determined by considering the  $J$ - and  $H$ -band constraints, and positive and negative error bars were assigned for each object.

Proper motions were determined using multi-epoch optical and NIR data. UL0208, UL1350, and UL2307 were observed by SDSS on 2009 September 27, 2003 April 27, and 2008 October 02, respectively. They were subsequently observed by UKIDSS and Pan-STARRS1 (PS1; Chambers et al. 2016). Multi-epoch PS1 images of each target were combined, with mean epochs of 2012 July 31, 2011 March 12, and 2012 October 23, for UL0208, UL1350, and UL2307 respectively. The proper motions of UL0208 and UL1350 were measured using SDSS  $z$ - and PS1  $z$ -band images that had baselines of 2.84 and 7.88 yr, respectively, following the method described in section 3.2 of Paper II. The proper motion of UL2307 was measured from PS1  $z$ - and UKIDSS  $J$ -band images which provided a baseline of 3.20 yr. The numbers of reference stars used for proper motion measurements were 22, 9, and 9 for UL0208,



**Figure 1.** The optical spectra of UL0208, UL1350, and UL2307, compared to spectra of known objects from Burgasser et al. (2009, SD1256); Burgasser, Cruz, & Kirkpatrick (2007, 2M1626); Paper I (UL1519); Cushing et al. (2009, 2M0616); Kirkpatrick et al. (1999, DE1058); and Kirkpatrick et al. (2000, 2M2224). Spectra are normalized near 860 nm. Telluric absorption wavelengths are indicated with grey strips at the bottom and have been corrected for our VLT spectra, but not for our GTC spectra. Lighter and thicker shaded bands indicate regions with weaker and stronger telluric effects.

UL1350, and UL2307, respectively. Our measured proper motions are listed in Table 1.

We measured RVs for UL0208, UL2307 and UL1350 by cross correlation of their X-shooter optical and NIR spectra to that of an DE1441 which has a RV of  $-27.9 \pm 1.2 \text{ km s}^{-1}$  (Bailer-Jones 2004). We smoothed our original X-shooter spectra by 21 pixels in the VIS and 11 pixels in the NIR to increase the SNR. The RV differences between our objects and the standard were measured with the IRAF task FXCOR. Then the RVs were corrected for the barycentric effects. The final RVs of UL0208, UL2307, and UL1350 are listed in Table 1.

The Galactic  $UVW$  space motions of UL0208, UL2307, and UL1350 were determined using our spectroscopic distances, RVs, and proper motions following Clarke et al. (2010). The resulting  $U$ ,  $V$ , and  $W$  velocities are listed in Table 1. UL0208, UL2307, and UL1350 have typical halo kinematics (see fig. 17 of Paper I), in keeping with their low metallicity making them halo members with ages of  $\sim 10$ – $13$  Gyr (Dotter et al. 2010; Jofré & Weiss 2011).

We calculated the halo membership probabilities of these three objects based on kinematics and population fractions of thin-disc (0.93), thick-disc (0.07), and halo (0.006) stars in the solar neighbourhood (Reddy et al. 2006). UL1350 and UL2307 have halo membership probabilities of 99.9 per cent and 99.1 per cent, respectively. UL0208 has a higher thick-disc probability (82.9 per cent) and a lower halo probability (17.1 per cent), as the thick-disc fraction is  $\sim 10$  times higher than the halo fraction. UL0208 would have a halo probability of 70.1 per cent if we applied an equal fraction of

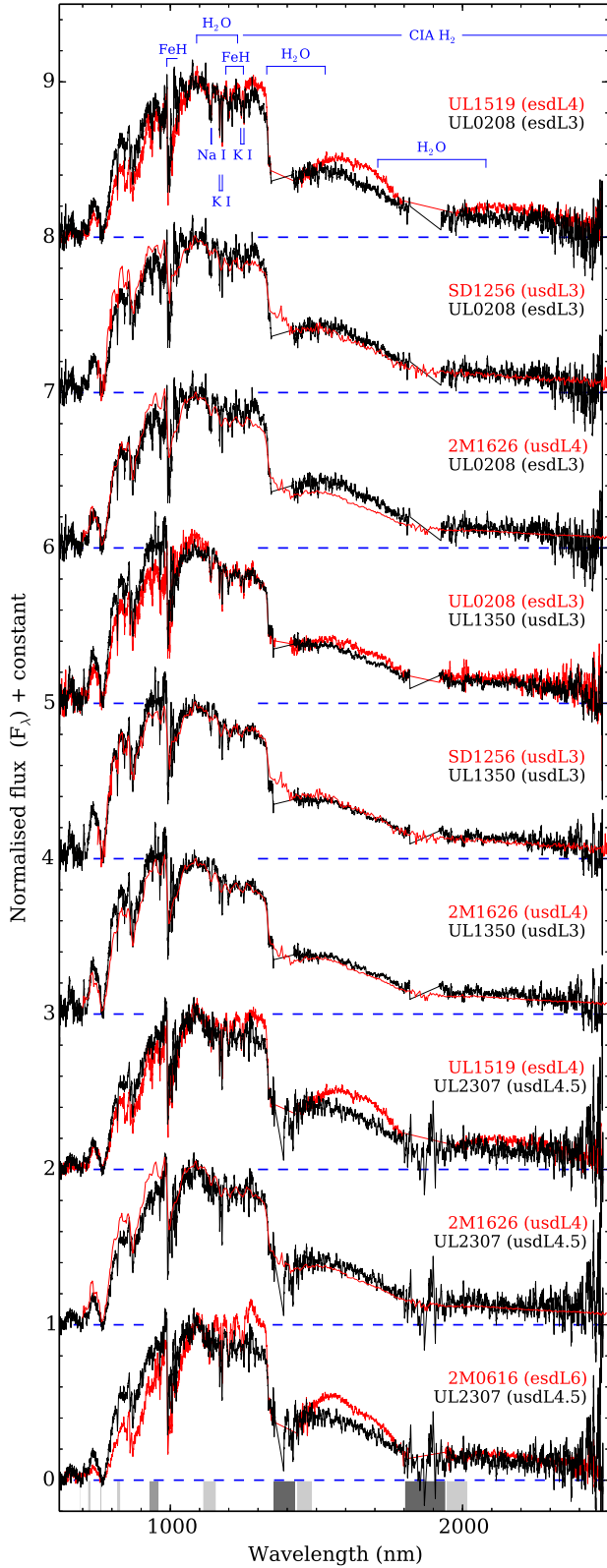
halo and thick-disc populations in the calculation. The halo membership of UL0208 becomes robust when considering its typical halo metallicity of  $[\text{Fe}/\text{H}] = -1.5$ .

### 3.3 Atmospheric properties

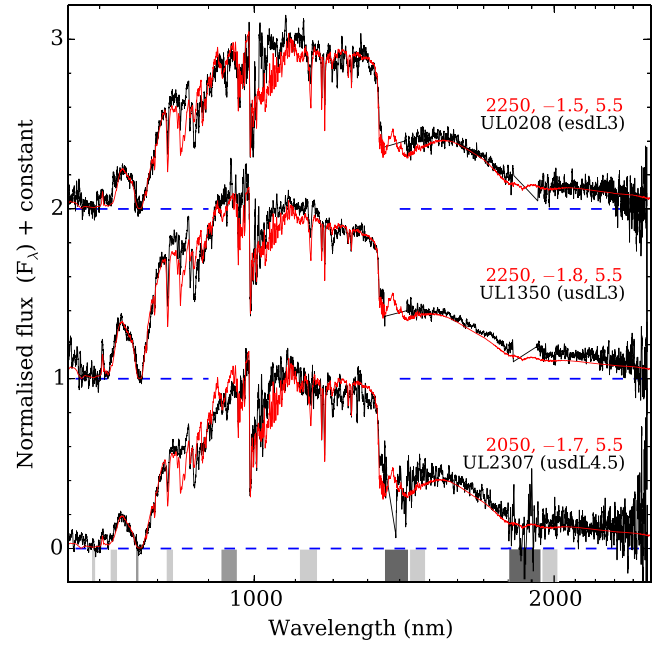
We used the BT-Dusty models (Allard, Homeier, & Freytag 2014) to constrain the atmospheric parameters of UL0208, UL1350, and UL2307. The model grids we used cover  $1900 \text{ K} \leq T_{\text{eff}} \leq 3500 \text{ K}$ ,  $-2.5 \leq [\text{Fe}/\text{H}] \leq -1.0$ , and  $5.0 \leq \log g \leq 5.5$ , with intervals of 100 K for  $T_{\text{eff}}$ , 0.5 dex for  $[\text{Fe}/\text{H}]$ , and 0.5 dex for  $\log g$ . Linear interpolation between some model spectra was used if this yielded a significantly improved fit. We followed the procedure described in section 3.3 of Paper II to find best-fitting model spectra to our sources.

Fig. 3 shows the optical and NIR spectra of UL0208, UL1350, and UL2307 compared to their best-fitting models. These best-fitting models have  $T_{\text{eff}} = 2250 \text{ K}$  and  $[\text{Fe}/\text{H}] = -1.5$  for UL0208;  $T_{\text{eff}} = 2250 \text{ K}$  and  $[\text{Fe}/\text{H}] = -1.8$  for UL1350;  $T_{\text{eff}} = 2050 \text{ K}$  and  $[\text{Fe}/\text{H}] = -1.7$  for UL2307. All these models have gravity of  $\log g = 5.50$  and  $\alpha$  enhancement of  $[\alpha/\text{Fe}] = +0.4$ . These model spectra in general provide a very good fit to the data with the exception of the 840–880 nm region, where the TiO, CrH, and FeH absorption bands are less well fitted.

We have combined our new  $T_{\text{eff}}$  values with those from Paper I and Paper II, and extended this sample with an additional 50 K6.5–M5.5 subdwarfs in the  $-2.0 \leq [\text{Fe}/\text{H}] \leq -1.0$  range. Using



**Figure 2.** The optical–NIR spectra of UL0208, UL1350, and UL2307 compared to spectra of known objects from Burgasser et al. (2009, SD1256); Burgasser (2004a, 2M1626); and Paper I (UL1519 and 2M0616). Spectra are normalized near 1100 nm.



**Figure 3.** The optical–NIR X-shooter spectra of UL0208, UL1350, and UL2307 obtained with the VLT, compared to their best fitting BT-Dusty model spectra.  $T_{\text{eff}}$ , [Fe/H], and  $\log g$  values for each model are indicated next to the spectra. Spectra are normalized at 1100 nm. The axis tick marks are spaced logarithmically to more clearly display the features of the optical spectra.

this sample, we have updated the polynomial fit for the relationship between ultracool subdwarf SpT and  $T_{\text{eff}}$ , which follows:

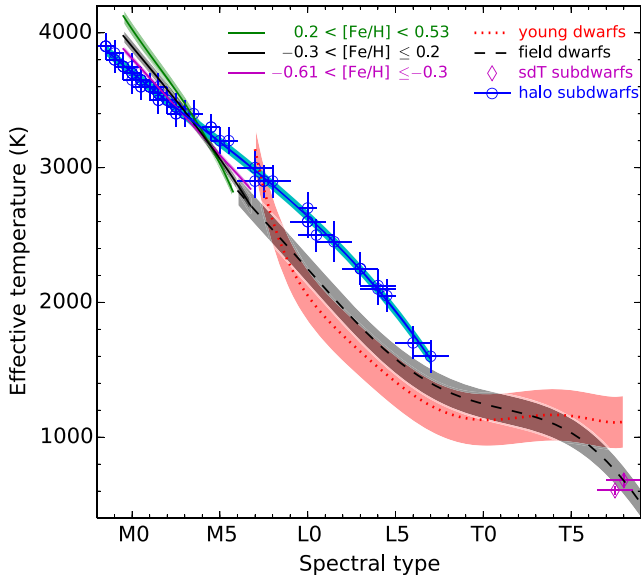
$$T_{\text{eff}} = 3701 - 108.6 \times \text{SpT} + 1.855 \times \text{SpT}^2 - 0.1661 \times \text{SpT}^3 \quad (1)$$

with a root mean square (rms) of 32 K. In this equation SpT = −1 for K7, SpT = 0 for M0, SpT = 10 for L0, and SpT = 15 for L5 (etc). Equation (1) is valid for K7–L7 subdwarfs with [Fe/H]  $\lesssim$  −1.0.

Fig. 4 shows the SpT– $T_{\text{eff}}$  relationships of dwarf populations with different metallicities. Objects with lower metallicity tend to have lower  $T_{\text{eff}}$  before M3 and higher  $T_{\text{eff}}$  from M5 to L7 types. M6–L7 subdwarfs with [Fe/H]  $\lesssim$  −1.0 are  $\sim$ 200–400 K warmer than field dwarfs. The SpT– $T_{\text{eff}}$  relation for young L dwarfs is in general somewhat cooler (by  $\sim$ 200 K) than the field relation, and is thus offset in the opposite sense to the subdwarf fit. The large difference between these SpT– $T_{\text{eff}}$  relationships is due to different SpT–mass correlations, opacities, and ages of these populations. A metal-poor star would have a lower opacity, higher  $T_{\text{eff}}$ , and bluer spectral continuum than a solar-metallicity star with the same mass, and thus could have the same spectral subtype as more massive stars with higher metallicities (fig. 9; Paper II). Dwarf stars have higher mass than subdwarfs with the same spectral type before  $\sim$ M6 and a sharper mass decline from M3 to M5 types (Mann et al. 2015). Then subdwarfs start to have higher masses from M7 to L types. Meanwhile, young ultracool dwarfs have much lower masses than field objects but retain a warm  $T_{\text{eff}}$  at young ages.

### 3.4 Halo transitional brown dwarfs

Evolutionary models (Baraffe et al. 1997; Chabrier & Baraffe 1997; Burrows et al. 1998) show that there is a halo brown dwarf transition zone in a  $T_{\text{eff}}$  versus [Fe/H] plane, which is between  $\sim$ 1200 K and

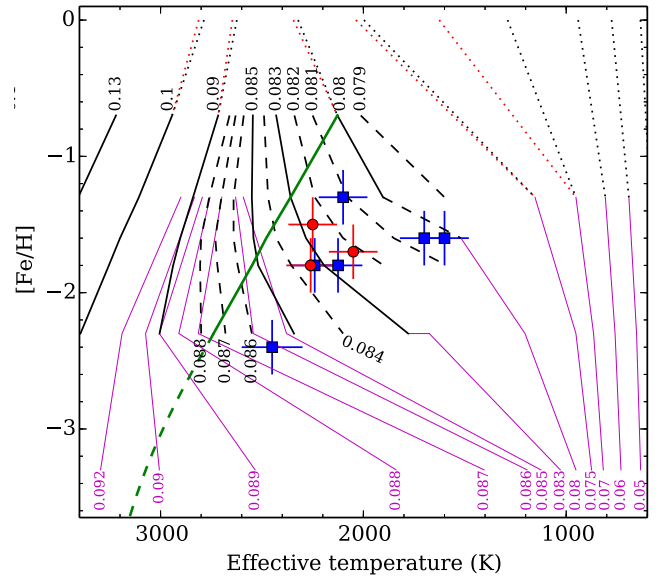


**Figure 4.** The correlation between spectral type and  $T_{\text{eff}}$ . The blue solid, black dashed, and red dotted lines are for halo subdwarfs, field dwarfs (Filippazzo et al. 2015), and young dwarfs (Faherty et al. 2016), respectively. The green, black, and magenta solid lines are for M dwarfs in different metallicity ranges (Mann et al. 2015). Two magenta diamonds indicate two sdT subdwarfs: BD+01° 2920 B (Pinfield et al. 2012) and ULAS 1416+1348 (Line et al. 2017).

the corresponding  $T_{\text{eff}}$  ( $\sim 2200$ – $3000$  K) of the HBMM at different metallicities (Paper II). Six L subdwarfs have previously been identified as members of this transition zone. They are supported by electron degeneracy, and unsteady nuclear ignition takes place in their cores, but they cannot balance ongoing gravitational contraction. These halo transitional brown dwarfs are fully convective and could sporadically reach states of minimum temperature and pressure in their cores to fuse hydrogen. The unsteady hydrogen fusion in halo transitional brown dwarfs is less efficient and could last longer than the steady hydrogen fusion in least-massive stars which would have a main sequence lifetime of  $\sim 12$  trillion years (Adams, Bodenheimer, & Laughlin 2005).

The unsteady hydrogen fusion partially contributed to the luminosities of halo transitional brown dwarfs. Burgasser et al. (2008) show that around half of the luminosity of 2MASS J05325346+8246465 is generated from its core hydrogen fusion at 10 Gyr. The efficiency (intensity or frequency) of the unsteady sporadic hydrogen fusion is sensitive to the masses of transitional brown dwarfs, because the halo brown dwarf transition zone covers a narrow mass range ( $\sim 90$ – $99$  per cent HBMM) but spans wide ranges of luminosity and temperature (see figs 4 and 5 in Burrows et al. 2001). For example, an object with  $0.08 M_{\odot}$  and  $[\text{Fe}/\text{H}] = -2.3$  would have a  $T_{\text{eff}} \approx 1200$  K; however, an object with  $0.085 M_{\odot}$  and the same  $[\text{Fe}/\text{H}]$  would have a  $T_{\text{eff}} \approx 2400$  K (see Fig. 5).

Fig. 5 shows UL0208, UL1350, and UL2307 in the  $T_{\text{eff}}$  versus  $[\text{Fe}/\text{H}]$  plane. They lie in the halo brown dwarf transition zone joined by six previously known members, which were identified using the method described in Paper II with atmospheric properties from Paper I. Masses of these nine halo transitional objects have been estimated from their location relative to the iso-mass contours in the diagram, and are shown in Table 3. The lowest-mass stars have stable  $T_{\text{eff}}$  at 10–13 Gyr (e.g. fig 8 of Burrows et al. 2001), so the iso-mass contours and the  $T_{\text{eff}}$  values of the HBMM line in



**Figure 5.** Six known (blue squares) and three new (red circles) halo transitional brown dwarfs plotted in a  $[\text{Fe}/\text{H}]$  and  $T_{\text{eff}}$  space. Black solid and dashed (interpolated) lines indicate the 10 Gyr iso-mass contours derived from evolutionary models (Baraffe et al. 1997; Chabrier & Baraffe 1997). Magenta solid lines are 10 Gyr iso-mass contours based on calculations of Burrows et al. (1998). The mass value (in  $M_{\odot}$ ) is marked next to each iso-mass line. Note that the accuracy of these iso-mass contours is related to the density of the metallicity grid. The green line indicates the stellar–substellar boundary (Paper II).  $T_{\text{eff}}$  of solar-metallicity objects at 10 Gyr predicted by Baraffe et al. (2003, 2015) are joined with those of metal-poor models (with corresponding mass) by black and red dotted lines, respectively. These black dotted lines above  $[\text{Fe}/\text{H}] = -0.6$  are not representing the true  $T_{\text{eff}}$  of thin- and thick-disc brown dwarfs with corresponding masses, because stars with  $[\text{Fe}/\text{H}] \gtrsim -0.6$  usually have age  $\lesssim 8$  Gyr (Reddy et al. 2006).

Fig. 5 are age-independent for halo stars. However, age uncertainty may affect our mass estimates for the halo brown dwarfs by up to  $0.0005 M_{\odot}$ , because massive brown dwarf  $T_{\text{eff}}$  drops by  $\sim 50$ – $100$  K from 10 Gyr to 11–13 Gyr (e.g. Baraffe et al. 2003). The mass uncertainty caused by  $T_{\text{eff}}$  error is around  $0.001 M_{\odot}$ , and the mass uncertainty caused by  $[\text{Fe}/\text{H}]$  error (0.2 dex) is around  $0.008$ – $0.001 M_{\odot}$ . The total uncertainty based on combining in quadrature is thus  $0.0015 M_{\odot}$ . The mass uncertainty is thus small, and is mainly due to  $T_{\text{eff}}$  uncertainty (since  $T_{\text{eff}}$  is very sensitive to mass in the halo brown dwarf transition zone, a small mass change leads to a significant change in core fusion intensity).

An sdL7 subdwarf, ULAS J133836.97–022910.7 (UL1338), has  $T_{\text{eff}} = 1650 \pm 120$  K and  $[\text{Fe}/\text{H}] = -1.0 \pm 0.2$  (Paper I), and is a brown dwarf according to fig 9 of Paper II. However, UL1338 could belong to either the thick-disc or the halo population as its  $[\text{Fe}/\text{H}]$  is at the thick-disc/halo boundary. Furthermore, its  $[\text{Fe}/\text{H}]$  could be underestimated, since its NIR spectrum has low SNR and the  $[\text{Fe}/\text{H}]$  derived from the BT-Settl model fits is less reliable for  $[\text{Fe}/\text{H}] \geq -1.0$  than that for  $[\text{Fe}/\text{H}] < -1.0$ . Therefore, UL1338 currently is not listed as a halo transitional brown dwarf. VVV J12564163–6202039 (VVV1256) is a high proper motion L subdwarf identified by Smith et al. (2018). It could be either an sdL7 brown dwarf or an esdL1 star by its poor-quality optical–NIR spectrum and photometric colours. Better-quality optical–NIR spectra are required to confirm the status of VVV1256 and UL1338.

**Table 3.** Properties of nine known halo transitional brown dwarfs.  $\text{SpT}_d$  and  $\text{Ref}_d$  are the initial spectral type and reference.  $\text{SpT}_a$  and  $\text{Ref}_a$  are adopted spectral type (based on Paper I) and reference. Uncertainties on  $T_{\text{eff}}$ ,  $[\text{Fe}/\text{H}]$ , and Mass ( $M$ ) are approximately 120 K, 0.2 dex, and  $0.0015 M_{\odot}$ , respectively.

Name	$\text{SpT}_d$	$\text{Ref}_d$	$\text{SpT}_a$	$\text{Ref}_a$	$T_{\text{eff}}$ (K)	$[\text{Fe}/\text{H}]$	$M$ ( $M_{\odot}$ )
SDSS J010448.46+153501.8	sdM9.5	Lodieu et al. (2017)	usdL1.5	Paper II	2450	−2.4	0.0860
ULAS J020858.62+020657.0	–	–	esdL3	This paper	2250	−1.5	0.0827
2MASS J05325346+8246465	sdL7	Burgasser et al. (2003)	esdL7	Paper I	1600	−1.6	0.0802
2MASS J06164006−6407194	sdL5	Cushing et al. (2009)	esdL6	Paper I	1700	−1.6	0.0805
SDSS J125637.13−022452.4	sdL4	Sivarani et al. (2009)	usdL3	Paper I	2250	−1.8	0.0833
ULAS J135058.86+081506.8	sdL3.5−4	Lodieu et al. (2017)	usdL3	This paper	2250	−1.8	0.0833
ULAS J151913.03−000030.0	esdL4	Paper I	esdL4	Paper I	2100	−1.3	0.0811
2MASS J16262034+3925190	sdL4	Burgasser (2004a)	usdL4	Paper I	2125	−1.8	0.0828
ULAS J230711.01+014447.1	–	–	usdL4.5	This paper	2050	−1.7	0.0822

### 3.5 Lithium detection in halo brown dwarfs

Brown dwarfs with solar metallicity and mass less than  $\sim 0.06 M_{\odot}$  do not acquire core temperatures to fuse lithium ( $\gtrsim 2.5$  million K), and retain this element throughout their lives (e.g. fig 7 of Burrows et al. 2001). The lithium depletion test (Rebolo, Martin, & Magazzu 1992; Magazzu, Martin, & Rebolo 1993) is a robust method to confirm young or field degenerate brown dwarfs with mass below  $0.06 M_{\odot}$  (e.g. Basri, Marcy, & Graham 1996; Rebolo et al. 1996; Ruiz, Leggett, & Allard 1997; Lodieu et al. 2015b). However, this method may be incapable of confirming old halo brown dwarfs.

The maximum core temperature of a brown dwarf with  $0.06 M_{\odot}$  and  $[\text{M}/\text{H}] \leq -1.0$  is almost 0.2 million K below the minimum temperature to fuse lithium (fig. 10; Chabrier & Baraffe 1997). A core temperature difference of 0.2 million K is corresponding to a mass difference of  $\sim 0.005 M_{\odot}$  for brown dwarfs in this mass range (fig. 2; Burrows et al. 2001). Therefore, the lithium-burning minimum mass is likely around  $0.065 M_{\odot}$  at  $[\text{M}/\text{H}] \leq -1.0$ . The Li line at 670.78 nm was not detected in the spectra of SD1256 and 2M1626 (Lodieu et al. 2015a). Note that their masses are  $\sim 27$  per cent higher than  $0.065 M_{\odot}$  (see Table 3). Halo brown dwarfs with  $[\text{M}/\text{H}] \leq -1.0$  (i.e.  $[\text{Fe}/\text{H}] \leq -1.3$ ) and masses below  $0.065 M_{\odot}$  would have  $T_{\text{eff}} \lesssim 900$  K at 10 Gyr, according to Fig. 5. Brown dwarfs with  $T_{\text{eff}} \lesssim 900$  K would have spectral types later than T5 (Fig. 4) and barely have flux at  $< 770$  nm to unveil monatomic lines.

Lithium starts to condense into LiCl as well as LiOH and LiH in the atmospheres of brown dwarfs when temperatures drop down below  $\sim 1525$  K, and monatomic lithium decreases in abundance with decreasing temperature (Lodders 1999). Therefore, Li lines are not expected in the optical spectra of halo brown dwarfs, which could be either massive enough to fuse lithium to helium or cool enough to condense lithium into LiCl, LiOH, or LiH.

Metal hydrides (e.g. FeH) are favoured in the atmospheres of metal-poor L subdwarfs (Paper I). Shi, Stancil, & Wang (2013) also suggest that LiH might be a better candidate for detection of lithium molecules in the mid-infrared spectra of brown dwarfs than LiCl (Weck et al. 2004). Therefore, LiH might be more important than LiCl and LiOH in halo degenerate brown dwarfs, which would have insufficient metals (e.g. Cl, O) to combine with lithium.

## 4 SUMMARY AND CONCLUSIONS

We have presented optical and NIR spectra of two new L subdwarfs (UL0208, UL2307) and a known L subdwarf (UL1350) obtained with OSIRIS and X-shooter. We classified them as esdL3, usdL4.5, and usdL3, respectively. We measured their astrometry and kinematics, and determined their  $T_{\text{eff}}$  and  $[\text{Fe}/\text{H}]$  by fitting model spectra. We determined their mass by comparing to model iso-mass contours

in the  $T_{\text{eff}}$  versus  $[\text{Fe}/\text{H}]$  plane and found that these three objects all have masses below the HBMMs at their metallicities. They therefore join a population of nine halo transitional brown dwarfs known to date, which we summarize in Table 3.

The unsteady core hydrogen fusion in halo transitional brown dwarfs partially contributed to their luminosities and helped them to maintain intermediate luminosities and  $T_{\text{eff}}$  between least-massive stars and degenerate brown dwarfs. Halo transitional brown dwarfs are distributed in a  $T_{\text{eff}}$  range wider than 1000 K within a narrow mass range and naturally form a ‘substellar subdwarf gap’. Objects in this gap have a maximum mass relative difference of  $\sim 10$  per cent and a maximum  $T_{\text{eff}}$  relative difference of  $\sim 2.5$  times. Note that a substellar gap would not be distinctly revealed by luminosity or  $T_{\text{eff}}$  among field dwarf populations, as field transitional brown dwarfs have a relatively shorter cooling time (narrower  $T_{\text{eff}}$  range) and a higher level of mass/age degeneracy. The substellar gap is revealed in the simulated substellar luminosity function with a halo-like birthrate but not in that with a flat birthrate (fig. 10; Burgasser 2004b).

It is important to discover more of these halo brown dwarfs. Deep exploration of the Visible and Infrared Survey Telescope for Astronomy (VISTA; Sutherland et al. 2015) surveys and the future *Euclid* survey (Laureijs et al. 2011) would allow us to identify cooler halo brown dwarfs. The *Euclid* space mission will be particularly well suited to identifying halo brown dwarfs because it will provide NIR slit-less spectra, in addition to its deep optical and *YJH*-band wide-angle imaging. The growing population of known transition-zone brown dwarfs can be used as a benchmark to search for halo brown dwarfs in *Euclid*. Meanwhile, more advanced atmospheric and evolutionary models are required to better understand cool halo brown dwarfs.

## ACKNOWLEDGEMENTS

Based on observations made with the Gran Telescopio Canarias (GTC), installed in the Spanish Observatorio del Roque de los Muchachos of the Instituto de Astrofísica de Canarias, on the island of La Palma. Based on observations collected at the European Organisation for Astronomical Research in the Southern Hemisphere under ESO programmes 094.C-0202, 095.C-0878, 096.C-0130, and 096.C-0974. This work is based in part on data obtained as part of the UKIRT Infrared Deep Sky Survey. The UKIDSS project is defined in Lawrence et al. (2007). UKIDSS uses the UKIRT Wide Field Camera (WFCAM; Casali et al. 2007). The photometric system is described in Hewett et al. (2006), and the calibration is described in Hodgkin et al. (2009). The pipeline processing and science archive are described in Irwin et al. (2004) and Hambly et al. (2008). Fund-



ing for the Sloan Digital Sky Survey (SDSS) has been provided by the Alfred P. Sloan Foundation, the Participating Institutions, the National Aeronautics and Space Administration, the National Science Foundation, the U.S. Department of Energy, the Japanese Monbukagakusho, and the Max Planck Society. The SDSS website is <http://www.sdss.org/>. This publication makes use of data products from the Pan-STARRS1 Surveys. This research has benefited from the SpeX Prism Spectral Libraries, maintained by Adam Burgasser at <http://www.browndwarfs.org/spexprism>.

ZHZ is supported by the PSL fellowship. ZHZ acknowledges the financial support of the National Fundamental Research Program of China (973 Program, 2014 CB845705). DJP and HRAJ acknowledge support from the UK's Science and Technology Facilities Council, grant numbers ST/M001008/1, ST/N001818/1, and ST/J001333/1. NL is funded by the Spanish Ministry of Economy and Competitiveness (MINECO) under the grants AYA2015-69350-C3-2-P. EM is funded by the MINECO under grant AYA2015-69350-C3-1-P. MCGO acknowledges the financial support of a JAE-Doc CSIC fellowship co-funded with the European Social Fund under the programme Junta para la Ampliación de Estudios and the support of the Spanish Ministry of Economy and Competitiveness (MINECO) through the project AYA2014-54348-C3-2-R. DH is supported by Sonderforschungsbereich SFB 881 'The Milky Way System' (subproject A4) of the German Research Foundation (DFG). FA received funding from the French 'Programme National de Physique Stellaire' (PNPS) and the 'Programme National de Planétologie' of CNRS (INSU). The computations of atmosphere models were performed in part on the Milky Way supercomputer, which is funded by the Deutsche Forschungsgemeinschaft (DFG) through the Collaborative Research Centre (SFB 881) 'The Milky Way System' (subproject Z2) and hosted at the University of Heidelberg Computing Centre, and at the *Pôle Scientifique de Modélisation Numérique* (PSMN) at the *École Normale Supérieure* (ENS) in Lyon, and at the *Gesellschaft für Wissenschaftliche Datenverarbeitung Göttingen* in collaboration with the Institut für Astrophysik Göttingen. The authors thank the referee for the useful and constructive comments.

## REFERENCES

- Adams F. C., Bodenheimer P., Laughlin G., 2005, *Astron. Nachr.*, 326, 913  
 Allard F., Homeier D., Freytag B., 2014, *ASInC*, 11, 33  
 Bailer-Jones C. A. L., 2004, *A&A*, 419, 703  
 Baraffe I., Chabrier G., Allard F., Hauschildt P. H., 1997, *A&A*, 327, 1054  
 Baraffe I., Chabrier G., Barman T. S., Allard F., Hauschildt P. H., 2003, *A&A*, 402, 701  
 Baraffe I., Homeier D., Allard F., Chabrier G., 2015, *A&A*, 577, A42  
 Basri G., Marcy G. W., Graham J. R., 1996, *ApJ*, 458, 600  
 Burgasser A. J., 2004a, *ApJ*, 614, L73  
 Burgasser A. J., 2004b, *ApJS*, 155, 191  
 Burgasser A. J., Cruz K. L., Kirkpatrick J. D., 2007, *ApJ*, 657, 494  
 Burgasser A. J., Vrba F. J., Lépine S., Munn J. A., Luginbuhl C. B., Henden A. A., Guetter H. H., Canzian B. C., 2008, *ApJ*, 672, 1159  
 Burgasser A. J., Witte S., Helling C., Sanderson R. E., Bochanski J. J., Hauschildt P. H., 2009, *ApJ*, 697, 148  
 Burgasser A. J. et al., 2003, *ApJ*, 592, 1186  
 Burrows A., Hubbard W. B., Lunine J. I., Liebert J., 2001, *Rev. Mod. Phys.*, 73, 719  
 Burrows A. et al., 1998, *ASP Conf. Ser. Vol. 134, Advances in the Theory of Brown Dwarfs and Extrasolar Giant Planets*. Astron. Soc. Pac., San Francisco, 354  
 Casali M. et al., 2007, *A&A*, 467, 777  
 Cepa J. et al., 2000, *Proc. SPIE Vol. 4008, OSIRIS tunable imager and spectrograph*. SPIE, Bellingham, 623  
 Chabrier G., Baraffe I., 1997, *A&A*, 327, 1039  
 Chambers K. C. et al., 2016, preprint ([arXiv:1612.05560](https://arxiv.org/abs/1612.05560))  
 Clarke J. R. A. et al., 2010, *MNRAS*, 402, 575  
 Cushing M. C.,Looper D., Burgasser A. J., Kirkpatrick J. D., Faherty J., Cruz K. L., Sweet A., Sanderson R. E., 2009, *ApJ*, 696, 986  
 Delfosse X. et al., 1997, *A&A*, 327, L25  
 Dieterich S. B., Henry T. J., Jao W.-C., Winters J. G., Hosey A. D., Riedel A. R., Subasavage J. P., 2014, *AJ*, 147, 94  
 Dotter A. et al., 2010, *ApJ*, 708, 698  
 Dupuy T. J., Liu M. C., 2017, *ApJS*, 231, 15  
 Faherty J. K. et al., 2016, *ApJS*, 225, 10  
 Filippazzo J. C., Rice E. L., Faherty J., Cruz K. L., Van Gordon M. M.,Looper D. L., 2015, *ApJ*, 810, 158  
 Freudling W., Romaniello M., Bramich D. M., Ballester P., Forchi V., García-Dabó C. E., Moehler S., Neeser M. J., 2013, *A&A*, 559, A96  
 Hambly N. C. et al., 2008, *MNRAS*, 384, 637  
 Hayashi C., Nakano T., 1963, *Prog. Theor. Phys.*, 30, 460  
 Hewett P. C., Warren S. J., Leggett S. K., Hodgkin S. T., 2006, *MNRAS*, 367, 454  
 Hodgkin S. T., Irwin M. J., Hewett P. C., Warren S. J., 2009, *MNRAS*, 394, 675  
 Irwin M. J. et al., 2004, *Proc. SPIE Vol. 5493, VISTA data flow system: pipeline processing for WFCAM and VISTA*. SPIE, Bellingham, 411  
 Jofré P., Weiss A., 2011, *A&A*, 533, A59  
 Kilic M., Munn J. A., Harris H. C., von Hippel T., Liebert J. W., Williams K. A., Jeffery E., DeGennaro S., 2017, *ApJ*, 837, 162  
 Kirkpatrick J. D., Allard F., Bida T., Zuckerman B., Becklin E. E., Chabrier G., Baraffe I., 1999, *ApJ*, 519, 834  
 Kirkpatrick J. D. et al., 2000, *AJ*, 120, 447  
 Kumar S. S., 1963, *ApJ*, 137, 1121  
 Laureijs R. et al., 2011, preprint ([arXiv:1110.3193](https://arxiv.org/abs/1110.3193))  
 Lawrence A. et al., 2007, *MNRAS*, 379, 1599  
 Line M. R. et al., 2017, *ApJ*, 848, 83  
 Lodders K., 1999, *ApJ*, 519, 793  
 Lodieu N., Burgasser A. J., Pavlenko Y., Rebolo R., 2015a, *A&A*, 579, A58  
 Lodieu N., Espinoza Contreras M., Zapatero Osorio M. R., Solano E., Aberasturi M., Martín E. L., Rodrigo C., 2017, *A&A*, 598, A92  
 Lodieu N., Zapatero Osorio M. R., Martín E. L., Solano E., Aberasturi M., 2010, *ApJ*, 708, L107  
 Lodieu N., Zapatero Osorio M. R., Rebolo R., Béjar V. J. S., Pavlenko Y., Pérez-Garrido A., 2015b, *A&A*, 581, A73  
 Magazzu A., Martin E. L., Rebolo R., 1993, *ApJ*, 404, L17  
 Mann A. W., Feiden G. A., Gaidos E., Boyajian T., von Braun K., 2015, *ApJ*, 804, 64  
 Martín E. L., Delfosse X., Basri G., Goldman B., Forveille T., Zapatero Osorio M. R., 1999, *AJ*, 118, 2466  
 Massey P., Strobel K., Barnes J. V., Anderson E., 1988, *ApJ*, 328, 315  
 Oke J. B., 1990, *AJ*, 99, 1621  
 Pinfield D. J. et al., 2012, *MNRAS*, 422, 1922  
 Rebolo R., Martin E. L., Basri G., Marcy G. W., Zapatero-Osorio M. R., 1996, *ApJ*, 469, L53  
 Rebolo R., Martin E. L., Magazzu A., 1992, *ApJ*, 389, L83  
 Reddy B. E., Lambert D. L., Allende Prieto C., 2006, *MNRAS*, 367, 1329  
 Ruiz M. T., Leggett S. K., Allard F., 1997, *ApJ*, 491, L107  
 Shi Y. B., Stancil P. C., Wang J. G., 2013, *A&A*, 551, A140  
 Sivarani T., Lépine S., Kembhavi A. K., Gupchup J., 2009, *ApJ*, 694, L140  
 Smith L. C. et al., 2018, *MNRAS*, 474, 1826  
 Sutherland W. et al., 2015, *A&A*, 575, A25  
 Vernet J. et al., 2011, *A&A*, 536, A105  
 Weck P. F., Schweitzer A., Kirby K., Hauschildt P. H., Stancil P. C., 2004, *ApJ*, 613, 567  
 York D. G. et al., 2000, *AJ*, 120, 1579  
 Zhang Z. H., Homeier D., Pinfield D. J., Lodieu N., Jones H. R. A., Allard F., Pavlenko Y. V., 2017b, *MNRAS*, 468, 261  
 Zhang Z. H. et al., 2017a, *MNRAS*, 464, 3040

**SUPPORTING INFORMATION**

Supplementary data are available at [MNRAS](https://www.mnras.org/) online.

**ULAS\_J230711.01+014447.1\_xshooter\_vis.fits**

**ULAS\_J230711.01+014447.1\_xshooter\_nir.fits**

**ULAS\_J135058.85+081506.8\_xshooter\_vis.fits**

**ULAS\_J135058.85+081506.8\_xshooter\_nir.fits**

**ULAS\_J020858.62+020657.0\_xshooter\_vis.fits**

**ULAS\_J020858.62+020657.0\_xshooter\_nir.fits**

Please note: Oxford University Press is not responsible for the content or functionality of any supporting materials supplied by the authors. Any queries (other than missing material) should be directed to the corresponding author for the article.

This paper has been typeset from a  $\text{\TeX/L\AA\TeX}$  file prepared by the author.